



Moto4

CAMPEONATO DE ESPAÑA DE SUPERBII

Carrera 1 (12 Laps, 47,2 km.)

Classification

No	Rider	Nat	Team	Bike	Tires	Cl.	Laps	Total Time	Gap	Kph	Best Lap		
											Lap	Time	Kph
1	28 Maximo MARTINEZ QUILES	ESP	GASSS RACING TEAM	BEON	BRIDGES	Moto4	12	23:25.126	-	120.9	3	1:56.290	121.8
2	19 Pol SOLA FLORENSA	ESP	SCHOOL TEAM MONLAU REPSOL	BEON	BRIDGES	Moto4	12	23:38.833	+13.707	119.8	10	1:56.907	121.1
3	51 Brian URIARTE DIEGO	ESP	SCHOOL TEAM MONLAU REPSOL	BEON	BRIDGES	Moto4	12	23:38.864	+13.738	119.7	11	1:57.026	121.0
4	45 Alex LONGARELA MONTES	ESP	IGAXTEAM	BEON	BRIDGES	Moto4	12	23:39.163	+14.037	119.7	10	1:57.011	121.0
5	27 Rico SALMELA	FIN	LLINSUAL HMA RACING	BEON	BRIDGES	Moto4	12	23:49.438	+24.312	118.9	2	1:57.805	120.2
6	11 Jesus TORRES CABRERA	ESP	HMA LLINSUAL BLUMAQ	BEON	BRIDGES	Moto4	12	23:49.507	+24.381	118.9	9	1:56.916	121.1
7	47 Antonio TORRES DOMINGUEZ	ESP	JEREZ ANDALUCIA MOTOR TALENT	BEON	BRIDGES	Moto4	12	23:49.949	+24.823	118.8	9	1:56.928	121.1
8	4 David GARCIA ALMANSA	ESP	MRE TALENT	CORSE	BRIDGES	Moto4	12	23:50.032	+24.906	118.8	9	1:57.941	120.0
9	20 Pau ALSINA SANCHEZ	ESP	PROMOTO SPORT TEAM	BEON	BRIDGES	Moto4	12	23:50.323	+25.197	118.8	2	1:58.057	119.9
10	43 Amanuel David BRINTON	ESP	IGAXTEAM	BEON	BRIDGES	Moto4	12	23:50.524	+25.398	118.8	8	1:57.937	120.1
11	26 Jose Manuel OSUNA SAEZ	ESP	JEREZ ANDALUCIA MOTOR TALENT	BEON	BRIDGES	Moto4	12	23:50.731	+25.605	118.8	2	1:58.077	119.9
12	31 Max SANCHEZ QUESADA	ESP	TEAM BOX 84 TECHNOLOGY	BEON	BRIDGES	Moto4	12	23:50.831	+25.705	118.7	2	1:58.035	120.0
13	25 Gonzalo PEREZ ALVAREZ	ESP	SCHOOL TEAM MONLAU REPSOL	BEON	BRIDGES	Moto4	12	23:52.190	+27.064	118.6	9	1:58.209	119.8
14	12 Adriano DONOSO RODRIGO	ESP	HMA LLINSUAL BLUMAQ	BEON	BRIDGES	Moto4	12	23:53.398	+28.272	118.5	8	1:57.965	120.0
15	34 Eitan Gabriel GRAS CORDON	URU	VHC AUSTIN RACE	CORSE	BRIDGES	Moto4	12	24:09.326	+44.200	117.2	3	1:59.381	118.6
16	16 Uriel HIDALGO MIMBRERO	ESP	XCTECH	BEON	BRIDGES	Moto4	12	24:09.606	+44.480	117.2	3	1:58.950	119.0
17	69 Fernando BUJOSA GARCIA	ESP	MNL	MIR RACING	BRIDGES	Moto4	12	24:13.046	+47.920	116.9	8	1:59.333	118.6
18	24 Owen VAN TRIGT	NED	FUERTES TEAM	BEON	BRIDGES	Moto4	12	24:15.714	+50.588	116.7	3	1:59.731	118.3
19	82 Valentin PERRONE CANTON	ARG	HAWKERS MIR ARO JUNIOR TEAM	MIR RACING	BRIDGES	Moto4	12	24:21.416	+56.290	116.3	4	2:00.036	118.0
20	41 Yvonne CERPA CUELLAR	ESP	SPEED RACING	CORSE	BRIDGES	Moto4	12	24:21.652	+56.526	116.2	4	1:59.790	118.2
21	38 Eduardo GUTIERREZ COBO	ESP	APEX CARDOSO RACING	BEON	BRIDGES	Moto4	12	24:39.024	+1:13.898	114.9	2	2:01.336	116.7
22	2 Guido CILLA	ITA	SMC RACING TIME ROTEK	ROTEK	BRIDGES	Moto4	12	24:39.548	+1:14.422	114.8	3	2:01.142	116.9
23	14 Ivan UCEDA LOPEZ	ESP	HAWKERS MIR ARO JUNIOR TEAM	MIR RACING	BRIDGES	Moto4	12	24:42.980	+1:17.854	114.6	10	2:01.402	116.6
24	22 Ben Richard AUSTIN	GBR	AUSTIN RACING&VHC LIQUI MOLY	CORSE	BRIDGES	Moto4	12	24:42.993	+1:17.867	114.6	10	2:02.001	116.1
25	37 Francisco PENALVA MARCO	ESP	TEAM RACING FRANPE	MIR RACING	BRIDGES	Moto4	12	24:44.481	+1:19.355	114.5	10	2:01.894	116.2
26	10 Afonso DUARTE DE ALMEIDA	POR	MIGUEL OLIVEIRA-FUN CLUB	BEON	BRIDGES	Moto4	12	24:45.674	+1:20.548	114.4	4	2:01.090	116.9
27	15 Jules ANDRIEU	FRA		CORSE	BRIDGES	Moto4	11	24:22.497	1 Lap	106.5	11	2:07.680	110.9
■ Not classified													
17	Pedro ALOMAR BOVER	ESP	MRE TALENT	CORSE	BRIDGES	Moto4	10	20:33.289			2	2:01.362	116.7
21	Ruche MOODLEY	RSA	SMC RACING TIME ROTEK	ROTEK	BRIDGES	Moto4	5	10:08.399			3	1:59.297	118.7
8	Marios FOURTHOTIS SPYRIDON	GRE	SMC RACING TIME ROTEK	ROTEK	BRIDGES	Moto4	4	8:18.748			4	2:00.869	117.1

Pole Position:	Maximo MARTINEZ QUILES	1:56.043	122.0 Kph
Fastest Lap:	Lap3 Maximo MARTINEZ QUILES	1:56.290	121.8 Kph

#15 24 segundo por incumplimiento de ride through

Published at:

Track Status: **DRY**

Director de Carrera:	Jefe de Cronometraje:
-----------------------------	------------------------------





Moto4

CAMPEONATO DE ESPAÑA DE SUPERBIKE

Carrera 1

Classification by Class

No	Rider	Nat	Team	Bike	Laps	Total Time	Gap	Kph	Best Lap			
									Lap	Time	Kph	
Moto4												
1	28 Maximo MARTINEZ QUILES	ESP	GASSS RACING TEAM	BEON	12	23:25.126		120.9	3	1:56.290	121.8	
2	19 Pol SOLA FLORENSA	ESP	SCHOOL TEAM MONLAU REPSOL	BEON	12	23:38.833	+13.707	119.8	10	1:56.907	121.1	
3	51 Brian URIARTE DIEGO	ESP	SCHOOL TEAM MONLAU REPSOL	BEON	12	23:38.864	+13.738	119.7	11	1:57.026	121.0	
4	45 Alex LONGARELA MONTES	ESP	IGAXTEAM	BEON	12	23:39.163	+14.037	119.7	10	1:57.011	121.0	
5	27 Rico SALMELA	FIN	LLINSUAL HMA RACING	BEON	12	23:49.438	+24.312	118.9	2	1:57.805	120.2	
6	11 Jesus TORRES CABRERA	ESP	HMA LLINSUAL BLUMAQ	BEON	12	23:49.507	+24.381	118.9	9	1:56.916	121.1	
7	47 Antonio TORRES DOMINGUEZ	ESP	JEREZ ANDALUCIA MOTOR TALENT		12	23:49.949	+24.823	118.8	9	1:56.928	121.1	
8	4 David GARCIA ALMANSA	ESP	MRE TALENT	CORSE	12	23:50.032	+24.906	118.8	9	1:57.941	120.0	
9	20 Pau ALSINA SANCHEZ	ESP	PROMOTO SPORT TEAM		12	23:50.323	+25.197	118.8	2	1:58.057	119.9	
10	43 Amanuel David BRINTON	ESP	IGAXTEAM	BEON	12	23:50.524	+25.398	118.8	8	1:57.937	120.1	
11	26 Jose Manuel OSUNA SAEZ	ESP	JEREZ ANDALUCIA MOTOR TALENT		12	23:50.731	+25.605	118.8	2	1:58.077	119.9	
12	31 Max SANCHEZ QUESADA	ESP	TEAM BOX 64 TECHNOLOGY		12	23:50.831	+25.705	118.7	2	1:58.035	120.0	
13	25 Gonzalo PEREZ ALVAREZ	ESP	SCHOOL TEAM MONLAU REPSOL	BEON	12	23:52.190	+27.064	118.6	9	1:58.209	119.8	
14	12 Adriano DONOSO RODRIGO	ESP	HMA LLINSUAL BLUMAQ	BEON	12	23:53.398	+28.272	118.5	8	1:57.965	120.0	
15	34 Eitan Gabriel GRAS CORDON	URU	VHC AUSTIN RACE	CORSE	12	24:09.326	+44.200	117.2	3	1:59.381	118.6	
16	16 Uriel HIDALGO MIMBRERO	ESP	XCTECH	BEON	12	24:09.606	+44.480	117.2	3	1:58.950	119.0	
17	69 Fernando BUJOSA GARCIA	ESP	MNL	MIR RACING	12	24:13.046	+47.920	116.9	8	1:59.333	118.6	
18	24 Owen VAN TRIGT	NED	FUERTES TEAM	BEON	12	24:15.714	+50.588	116.7	3	1:59.731	118.3	
19	82 Valentín PERRONE CANTON	ARG	HAWKERS MIR ARO JUNIOR TEAM	MIR RACING	12	24:21.416	+56.290	116.3	4	2:00.036	118.0	
20	41 Yvonne CERPA CUELLAR	ESP	SPEED RACING	CORSE	12	24:21.652	+56.526	116.2	4	1:59.790	118.2	
21	38 Eduardo GUTIERREZ COBO	ESP	APEX CARDOSO RACING		12	24:39.024	+1'13.898	114.9	2	2:01.336	116.7	
22	2 Guido CILLA	ITA	SMC RACING TIME ROTEK	ROTEK	12	24:39.548	+1'14.422	114.8	3	2:01.142	116.9	
23	14 Ivan UCEDA LOPEZ	ESP	HAWKERS MIR ARO JUNIOR TEAM	MIR RACING	12	24:42.980	+1'17.854	114.6	10	2:01.402	116.6	
24	22 Ben Richard AUSTIN	GBR	AUSTIN RACING&VHC LIQUI MOLY	CORSE	12	24:42.993	+1'17.867	114.6	10	2:02.001	116.1	
25	37 Francisco PENALVA MARCO	ESP	TEAM RACING FRANPE	MIR RACING	12	24:44.481	+1'19.355	114.5	10	2:01.894	116.2	
26	10 Afonso DUARTE DE ALMEIDA	POR	MIGUEL OLIVEIRA-FUN CLUB	BEON	12	24:45.674	+1'20.548	114.4	4	2:01.090	116.9	
27	15 Jules ANDRIEU	FRA		CORSE	11	24:22.497	1 Lap	106.5	11	2:07.680	110.9	
Not classified												
17	Pedro ALOMAR BOVER	ESP	MRE TALENT	CORSE	10	20:33.289	2 Laps		2	2:01.362	116.7	
21	Ruche MOODLEY	RSA	SMC RACING TIME ROTEK	ROTEK	5	10:08.399	7 Laps		3	1:59.297	118.7	
8	Marios FOURTHIOTIS SPYRIDON	GRE	SMC RACING TIME ROTEK	ROTEK	4	8:18.748	8 Laps		4	2:00.869	117.1	


#15 24 segundo por incumplimiento de ride through

Published at:

Track Status: **DRY**

Director de Carrera:

Jefe de Cronometraje:





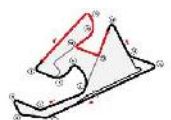
Moto4

CAMPEONATO DE ESPAÑA DE SUPERBIKE

Carrera 1

Lap Chart

No	Pos	Ord	Lap												
			1	2	3	4	5	6	7	8	9	10	11	12	
28	1	28	28	28	28	28	28	28	28	28	28	28	28	28	28
19	2	19	19	19	19	45	19	45	19	45	19	19	19	19	19
45	3	45	45	45	51	51	51	19	45	51	51	45	51	51	51
43	4	43	51	51	45	19	45	51	51	19	45	51	45	45	45
4	5	4	43	26	26	26	26	26	26	43	43	26	11	27	27
27	6	27	26	43	43	43	43	43	27	26	26	4	26	11	11
26	7	26	4	4	4	20	4	4	4	27	4	43	27	47	47
51	8	51	25	25	25	4	20	20	20	20	27	11	4	4	4
69	9	69	20	20	20	31	27	27	43	31	20	27	31	20	20
31	10	31	31	31	31	27	31	31	31	4	31	31	47	43	43
25	11	25	27	27	27	25	25	25	25	25	25	20	43	26	26
20	12	20	34	11	11	11	11	11	11	11	11	25	20	31	31
21	13	21	21	47	47	47	47	47	47	47	47	47	25	25	25
12	14	12	12	12	12	12	12	12	12	12	12	12	12	12	12
11	15	11	11	34	34	16	16	16	16	16	69	34	16	34	34
34	16	34	69	69	21	34	34	69	34	69	34	69	34	16	16
82	17	82	47	21	69	21	21	34	69	34	16	16	69	69	69
16	18	16	16	16	16	69	69	24	24	24	24	24	24	24	24
47	19	47	17	17	24	24	24	82	41	82	41	82	82	82	82
41	20	41	82	24	82	41	82	41	82	41	82	41	41	41	41
24	21	24	10	82	41	82	41	38	10	38	38	38	38	38	38
10	22	10	24	41	38	38	38	10	38	17	17	17	2	2	2
17	23	17	41	38	17	10	10	17	17	10	10	10	14	14	14
8	24	8	38	10	10	17	17	2	2	2	2	2	22	22	22
2	25	2	14	2	2	2	2	22	22	22	22	14	37	37	37
14	26	14	37	37	8	8	22	14	14	14	14	22	10	10	10
22	27	22	2	8	14	22	14	37	37	37	37	37	15	15	15
38	28	38	8	14	22	37	37	15	15	15	15	15	15	15	15
15	29	15	22	22	37	14	15								
37	30	37	15	15	15	15									






Moto4

CAMPEONATO DE ESPAÑA DE SUPERBIKE

Carrera 1

Best Sector Times

Sector 1			Sector 2			Sector 3			Ideal Lap	Best Lap
Pos	No Rider	Time	No Rider	Time	No Rider	Time	Pos	No Rider		
1	28 M.MARTINEZ QUILES	32.297	28 M.MARTINEZ QUILES	40.698	45 A.LONGARELA MONTES	43.201	1	28 M.MARTINEZ QUILES	1:56.222	1:56.290 (1)
2	47 A.TORRES DOMINGUEZ	32.327	19 P.SOLA FLORENSA	40.881	28 M.MARTINEZ QUILES	43.227	2	45 A.LONGARELA MONTES	1:56.706	1:57.011 (5)
3	11 J.TORRES CABRERA	32.354	51 B.URIZARTE DIEGO	40.950	51 B.URIZARTE DIEGO	43.424	3	51 B.URIZARTE DIEGO	1:56.783	1:57.026 (6)
4	27 R.SALMELA	32.366	45 A.LONGARELA MONTES	41.002	19 P.SOLA FLORENSA	43.427	4	19 P.SOLA FLORENSA	1:56.799	1:56.907 (2)
5	51 B.URIZARTE DIEGO	32.409	11 J.TORRES CABRERA	41.018	11 J.TORRES CABRERA	43.544	5	11 J.TORRES CABRERA	1:56.916	1:56.916 (3)
6	43 A.BRINTON	32.438	47 A.TORRES DOMINGUEZ	41.050	47 A.TORRES DOMINGUEZ	43.547	6	47 A.TORRES DOMINGUEZ	1:56.924	1:56.928 (4)
7	16 U.HIDALGO MIMBRERO	32.476	26 J.OSUNA SAEZ	41.113	31 M.SANCHEZ QUESADA	43.633	7	27 R.SALMELA	1:57.335	1:57.805 (7)
8	19 P.SOLA FLORENSA	32.491	4 D.GARCIA ALMANSA	41.122	43 A.BRINTON	43.750	8	31 M.SANCHEZ QUESADA	1:57.553	1:58.035 (11)
9	45 A.LONGARELA MONTES	32.503	20 P.ALSINA SANCHEZ	41.152	27 R.SALMELA	43.776	9	20 P.ALSINA SANCHEZ	1:57.568	1:58.057 (12)
10	25 G.PEREZ ALVAREZ	32.504	27 R.SALMELA	41.193	12 A.DONOSO RODRIGO	43.790	10	43 A.BRINTON	1:57.573	1:57.937 (8)
11	31 M.SANCHEZ QUESADA	32.586	12 A.DONOSO RODRIGO	41.300	20 P.ALSINA SANCHEZ	43.824	11	4 D.GARCIA ALMANSA	1:57.616	1:57.941 (9)
12	20 P.ALSINA SANCHEZ	32.592	31 M.SANCHEZ QUESADA	41.334	25 G.PEREZ ALVAREZ	43.842	12	25 G.PEREZ ALVAREZ	1:57.737	1:58.209 (14)
13	4 D.GARCIA ALMANSA	32.619	43 A.BRINTON	41.385	4 D.GARCIA ALMANSA	43.875	13	12 A.DONOSO RODRIGO	1:57.739	1:57.965 (10)
14	26 J.OSUNA SAEZ	32.622	25 G.PEREZ ALVAREZ	41.391	26 J.OSUNA SAEZ	44.053	14	26 J.OSUNA SAEZ	1:57.788	1:58.077 (13)
15	12 A.DONOSO RODRIGO	32.649	34 E.GRAS CORDON	41.643	34 E.GRAS CORDON	44.126	15	16 U.HIDALGO MIMBRERO	1:58.753	1:58.950 (15)
16	69 F.BUJOSA GARCIA	32.730	69 F.BUJOSA GARCIA	41.797	21 R.MOODLEY	44.325	16	34 E.GRAS CORDON	1:58.797	1:59.381 (18)
17	21 R.MOODLEY	32.811	16 U.HIDALGO MIMBRERO	41.797	82 V.PERRONE CANTON	44.328	17	21 R.MOODLEY	1:59.012	1:59.297 (16)
18	24 O.VAN TRIGT	32.813	21 R.MOODLEY	41.876	16 U.HIDALGO MIMBRERO	44.480	18	69 F.BUJOSA GARCIA	1:59.014	1:59.333 (17)
19	34 E.GRAS CORDON	33.028	41 Y.CERPA CUELLAR	41.891	69 F.BUJOSA GARCIA	44.487	19	24 O.VAN TRIGT	1:59.604	1:59.731 (19)
20	8 M.FOURTHIOTIS SPYRIDON	33.241	82 V.PERRONE CANTON	42.010	41 Y.CERPA CUELLAR	44.505	20	41 Y.CERPA CUELLAR	1:59.709	1:59.790 (20)
21	10 A.DUARTE DE ALMEIDA	33.261	24 O.VAN TRIGT	42.173	24 O.VAN TRIGT	44.618	21	82 V.PERRONE CANTON	1:59.760	2:00.036 (21)
22	17 P.ALOMAR BOVER	33.277	8 M.FOURTHIOTIS SPYRIDON	42.346	8 M.FOURTHIOTIS SPYRIDON	44.834	22	8 M.FOURTHIOTIS SPYRIDON	2:00.421	2:00.869 (22)
23	41 Y.CERPA CUELLAR	33.313	14 I.UCEDA LOPEZ	42.376	17 P.ALOMAR BOVER	44.919	23	17 P.ALOMAR BOVER	2:00.597	2:01.362 (26)
24	38 E.GUTIERREZ COBO	33.417	17 P.ALOMAR BOVER	42.401	2 G.CILLA	45.016	24	38 E.GUTIERREZ COBO	2:00.897	2:01.336 (25)
25	82 V.PERRONE CANTON	33.422	38 E.GUTIERREZ COBO	42.417	10 A.DUARTE DE ALMEIDA	45.055	25	10 A.DUARTE DE ALMEIDA	2:00.912	2:01.090 (23)
26	2 G.CILLA	33.453	37 F.PENALVA MARCO	42.491	38 E.GUTIERREZ COBO	45.063	26	2 G.CILLA	2:01.005	2:01.142 (24)
27	14 I.UCEDA LOPEZ	33.557	2 G.CILLA	42.536	14 I.UCEDA LOPEZ	45.130	27	14 I.UCEDA LOPEZ	2:01.063	2:01.402 (27)
28	37 F.PENALVA MARCO	33.616	10 A.DUARTE DE ALMEIDA	42.596	22 B.AUSTIN	45.265	28	37 F.PENALVA MARCO	2:01.519	2:01.894 (28)
29	22 B.AUSTIN	33.633	22 B.AUSTIN	42.853	37 F.PENALVA MARCO	45.412	29	22 B.AUSTIN	2:01.751	2:02.001 (29)
30	15 J.ANDRIEU	35.490	15 J.ANDRIEU	45.124	15 J.ANDRIEU	47.066	30	15 J.ANDRIEU	2:07.680	2:07.680 (30)





Moto4

CAMPEONATO DE ESPAÑA DE SUPERBIKE

Carrera 1

Best Top Speed

No Rider	Team	Class	Top 1		Top 2		Top 3		Top 4		Top 5		Avg	
			Kph	Lap	Kph	Lap	Kph	Lap	Kph	Lap	Kph	Lap		
47	Antonio TORRES DOMINGUEZ	JEREZ ANDALUCIA MOTOR TALENT	Moto4	177.3	10	173.6	2	172.5	9	172.5	5	171.2	7	173.4
38	Eduardo GUTIERREZ COBAGO	APEX CARDOSO RACING	Moto4	175.6	2	169.0	3	165.9	4	165.9	8	164.9	9	168,3
51	Brian URIARTE DIEGO	SCHOOL TEAM MONLAU REPSOL	Moto4	175.6	3	174.2	11	173.6	4	171.4	5	170.9	12	173,1
24	Owen VAN TRIGT	FUERTES TEAM	Moto4	175.3	2	172.8	3	171.7	4	169.3	5	169.0	6	171,6
28	Maximo MARTINEZ QUILES	GASSS RACING TEAM	Moto4	174.5	10	172.5	7	172.5	4	172.2	8	171.7	5	172,7
31	Max SANCHEZ QUESADA	TEAM BOX 64 TECHNOLOGY	Moto4	174.5	3	174.2	5	173.6	7	173.6	4	172.5	10	173,7
21	Ruche MOODLEY	SMC RACING TIME ROTEK	Moto4	173.6	3	168.7	2	166.9	5	165.6	4	145.7	1	164,1
25	Gonzalo PEREZ ALVAREZ	SCHOOL TEAM MONLAU REPSOL	Moto4	173.4	3	172.8	8	171.2	7	170.9	10	170.6	12	171,8
26	Jose Manuel OSUNA SAEZ	JEREZ ANDALUCIA MOTOR TALENT	Moto4	172.2	2	169.0	3	167.7	10	166.9	9	166.2	4	168,4
20	Pau ALSINA SANCHEZ	PROMOTO SPORT TEAM	Moto4	172.0	12	172.0	5	171.7	4	171.2	10	170.6	2	171,5
69	Fernando BUJOSA GARCIA	MNL	Moto4	171.4	6	171.2	2	170.9	3	170.1	5	169.0	7	170,5
10	Afonso DUARTE DE ALMEIDA	MIGUEL OLIVEIRA-FUN CLUB	Moto4	171.2	2	168.5	4	166.7	3	166.7	5	166.4	7	167,9
27	Rico SALMELA	LLINSUAL HMA RACING	Moto4	171.2	12	171.2	2	170.9	3	170.3	10	170.3	7	170,8
11	Jesus TORRES CABRERA	HMA LLINSUAL BLUMAQ	Moto4	170.9	10	170.3	3	169.8	2	169.8	9	169.3	4	170,0
4	David GARCIA ALMANSA	MRE TALENT	Moto4	170.6	5	170.3	4	169.8	10	169.3	2	169.0	7	169,8
12	Adriano DONOSO RODRIGUEZ	HMA LLINSUAL BLUMAQ	Moto4	170.6	3	169.8	2	169.5	7	169.5	4	169.5	6	169,8
16	Uriel HIDALGO MIMBRERO	XCTECH	Moto4	170.6	2	170.6	3	170.6	4	170.3	10	168.0	11	170,0
41	Yvonne CERPA CUELLAR	SPEED RACING	Moto4	170.6	2	170.6	3	167.2	4	166.4	5	164.4	6	167,8
43	Amanuel David BRINTON	IGAXTEAM	Moto4	170.6	12	170.3	4	170.1	3	170.1	5	169.8	8	170,2
82	Valentin PERRONE CANTO	HAWKERS MIR ARO JUNIOR TEAM	Moto4	170.6	5	169.5	2	167.7	4	166.4	6	166.2	3	168,1
8	Marios FOURTHIOTIS SPYRIDIS	SMC RACING TIME ROTEK	Moto4	170.3	4	168.0	3	165.9	2	150.8	1			163,8
14	Ivan UCEDA LOPEZ	HAWKERS MIR ARO JUNIOR TEAM	Moto4	170.3	3	169.8	10	169.3	2	169.3	5	168.5	4	169,4
19	Pol SOLA FLORENSA	SCHOOL TEAM MONLAU REPSOL	Moto4	170.1	5	169.8	4	169.3	3	169.3	11	169.0	10	169,5
45	Alex LONGARELA MONTES	IGAXTEAM	Moto4	170.1	3	169.3	12	169.3	2	169.0	11	169.0	10	169,3
2	Guido CILLA	SMC RACING TIME ROTEK	Moto4	169.5	4	169.0	3	168.0	9	167.4	2	167.2	11	168,2
22	Ben Richard AUSTIN	AUSTIN RACING&VHC LIQUI MOLY	Moto4	165.9	3	165.9	11	165.6	4	165.4	2	165.1	12	165,6
34	Eitan Gabriel GRAS CORDOBA	VHC AUSTIN RACE	Moto4	165.9	7	165.4	10	165.4	4	165.4	6	165.1	9	165,4
37	Francisco PENALVA MARCO	TEAM RACING FRANPE	Moto4	165.9	10	165.6	7	165.6	2	165.6	4	165.6	6	165,7
17	Pedro ALOMAR BOVER	MRE TALENT	Moto4	165.6	3	165.6	4	165.6	5	165.4	2	165.4	7	165,5
15	Jules ANDRIEU		Moto4	160.0	3	160.0	4	158.4	5	158.1	9	157.9	11	158,9





Moto4

CAMPEONATO DE ESPAÑA DE SUPERBIKE

Carrera 1

Fastest Lap Sequence

Elapsed	No	Rider	Team	Bike	Class	Time	Kph	Lap
3:59.038	28	Maximo MARTINEZ QUILES	GASSS RACING TEAM	BEON	Moto4	1:56.705	121.3	2
5:55.328	28	Maximo MARTINEZ QUILES	GASSS RACING TEAM	BEON	Moto4	1:56.290	121.8	3





Moto4

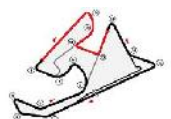
CAMPEONATO DE ESPAÑA DE SUPERBIKE

Carrera 1

Analysis by lap

Lapped ■

No	Lap Time	Gap	No	Lap Time	Gap	No	Lap Time	Gap	No	Lap Time	Gap	No	Lap Time	Gap					
Lap 1																			
28	2:02.333	0.000	38	2:01.336	14.553	12	1:58.302	13.719	43	1:59.091	13.087	28	1:56.638						
19	2:03.417	1.084	10	2:04.272	16.890	16	1:59.364	16.318	4	1:58.900	13.263	45	1:58.434	10.557					
45	2:03.674	1.341	2	2:02.283	17.145	34	2:00.531	16.637	20	1:59.134	13.537	51	1:58.127	10.595					
51	2:04.141	1.808	37	2:02.956	17.719	21	1:59.938	16.724	27	1:59.056	13.625	19	1:58.557	10.663					
43	2:04.884	2.551	8	2:02.852	17.850	69	1:59.963	16.749	31	1:58.989	13.901	43	1:57.937	17.175					
26	2:05.254	2.921	14	2:03.894	18.089	24	2:00.202	20.038	25	1:59.144	14.561	26	1:58.775	17.179					
4	2:05.424	3.091	22	2:03.035	18.365	41	1:59.790	20.455	11	1:58.596	16.815	27	1:58.478	17.373					
25	2:05.495	3.162	15	2:11.085	31.682	82	2:00.036	20.673	47	1:58.737	17.128	20	1:58.977	18.049					
20	2:05.962	3.629	Lap 3																
31	2:06.212	3.879	28	1:56.290		38	2:02.790	26.046	12	1:58.773	17.516	31	1:58.968	18.347					
27	2:07.087	4.754	19	1:57.484	3.048	10	2:01.090	26.329	16	1:59.861	22.484	4	1:59.294	18.352					
34	2:07.912	5.579	51	1:57.328	3.232	17	2:02.773	26.354	69	1:59.489	23.158	25	1:58.590	18.369					
21	2:08.546	6.213	45	1:57.508	3.257	2	2:01.215	26.695	34	2:00.022	23.212	11	1:57.925	19.761					
12	2:08.810	6.477	26	1:58.194	6.197	8	2:00.869	26.903	24	2:00.194	27.341	47	1:57.820	20.067					
11	2:09.207	6.874	43	1:58.244	6.323	22	2:02.830	30.559	82	2:01.425	29.716	12	1:57.965	20.623					
69	2:09.320	6.987	4	1:58.119	6.517	37	2:03.146	32.405	41	2:01.372	29.748	16	1:59.935	29.086					
47	2:09.710	7.377	25	1:58.267	6.864	14	2:05.099	32.761	38	2:02.716	37.796	69	1:59.333	29.190					
16	2:09.838	7.505	20	1:58.251	6.942	15	2:10.596	1:00.192	10	2:02.995	38.158	34	1:59.838	29.662					
17	2:10.545	8.212	31	1:58.368	7.287	Lap 5													
82	2:11.069	8.736	27	1:58.129	7.693	28	1:56.598		22	2:02.914	42.809	24	2:00.235	34.655					
10	2:11.656	9.323	11	1:58.533	11.100	19	1:57.327	5.254	14	2:02.771	44.841	82	2:01.366	38.482					
24	2:11.723	9.390	47	1:59.157	11.782	51	1:57.456	5.345	37	2:02.797	45.154	41	2:01.394	38.494					
41	2:12.051	9.718	12	1:59.082	11.934	45	1:57.607	5.463	15	2:10.383	1:27.581	38	2:02.546	49.752					
38	2:12.255	9.922	34	1:59.381	12.623	26	1:58.767	10.655	10	2:02.949	50.042	17	2:02.239	49.804					
14	2:13.233	10.900	21	1:59.297	13.303	43	1:58.695	10.697	2	2:02.703	50.353	17	2:02.239	49.804					
37	2:13.801	11.468	69	1:59.509	13.303	4	1:58.677	11.064	22	2:02.987	55.680	10	2:02.949	50.042					
2	2:13.900	11.567	16	1:58.950	13.471	20	1:58.757	11.104	14	2:02.208	56.425	2	2:02.703	50.353					
8	2:14.036	11.703	24	1:59.731	16.353	27	1:58.581	11.270	37	2:02.549	57.108	15	2:09.653	1:54.686					
22	2:14.368	12.035	82	2:00.238	17.154	31	1:58.968	11.613	15	2:09.653	1:54.686								
15	2:19.635	17.302	41	1:59.965	17.182	25	1:58.897	12.118											
Lap 2																			
28	1:56.705		38	2:01.510	19.773	11	1:58.533	14.920	Lap 7										
19	1:57.475	1.854	17	2:03.519	20.098	47	1:58.506	15.092	28	1:56.439									
45	1:57.403	2.039	10	2:01.156	21.756	12	1:58.323	15.444	19	1:57.918	8.744								
51	1:57.091	2.194	2	2:01.142	21.997	16	1:59.604	19.324	45	1:57.978	8.761								
26	1:58.077	4.293	8	2:00.991	22.551	34	1:59.852	19.891	51	1:57.932	9.106								
43	1:58.523	4.369	14	2:02.380	24.179	21	1:59.830	19.956	26	1:58.579	15.042								
4	1:58.302	4.688	22	2:02.171	24.246	69	2:00.219	20.370	27	1:58.347	15.533								
25	1:58.430	4.887	37	2:04.347	25.776	24	2:00.408	23.848	4	1:58.872	15.696								
20	1:58.057	4.981	15	2:10.721	46.113	82	2:00.917	24.992	45	1:57.978	8.761								
31	1:58.035	5.209	Lap 4																
27	1:57.805	5.854	28	1:56.517		41	2:01.220	25.077	51	1:57.932	9.106								
11	1:58.688	8.857	45	1:57.714	4.454	38	2:02.333	31.781	26	1:58.579	15.042								
47	1:58.243	8.915	51	1:57.772	4.487	10	2:02.133	31.864	27	1:58.347	15.533								
12	1:59.370	9.142	19	1:57.994	4.525	17	2:02.757	32.513	4	1:58.872	15.696								
34	2:00.658	9.532	26	1:58.806	8.486	2	2:03.309	33.406	20	1:58.612	15.710								
69	1:59.802	10.084	43	1:58.794	8.600	22	2:02.635	36.596	43	1:59.228	15.876								
21	2:00.788	10.296	20	1:58.520	8.945	14	2:02.608	38.771	31	1:58.555	16.017								
16	2:00.011	10.811	4	1:58.985	8.985	37	2:03.251	39.058	25	1:58.295	16.417								
17	2:01.362	12.869	31	1:58.473	9.243	15	2:10.305	1:13.899	11	1:58.098	18.474								
24	2:00.227	12.912	27	1:58.111	9.287	Lap 6													
82	2:01.175	13.206	25	1:59.472	9.819	28	1:56.701		47	1:58.196	18.885								
41	2:00.494	13.507	11	1:58.402	12.985	45	1:58.460	7.222	12	1:58.219	19.296								
Lap 8																			
Lap 9																			
Lap 10																			
Lap 11																			
Lap 12																			
Lap 13																			
Lap 14																			
Lap 15																			





Moto4

CAMPEONATO DE ESPAÑA DE SUPERBIKE

Carrera 1

Analysis by lap

Lapped

No	Lap Time	Gap	No	Lap Time	Gap	No	Lap Time	Gap	No	Lap Time	Gap	No	Lap Time	Gap
37	2:01.901	1:02.417	2	2:03.438	1:09.360									
Lap 10			14	2:02.128	1:12.050									
28	1:56.635		22	2:02.277	1:12.470									
15	2:08.899	1 Lap	37	2:02.771	1:13.798									
19	1:56.907	12.439	10	2:10.228	1:15.944									
45	1:57.011	12.720	Lap 12											
51	1:57.153	12.742	28	1:57.029										
26	1:58.077	20.993	19	1:57.782	13.707									
4	1:58.056	21.122	51	1:57.648	13.738									
43	1:58.508	21.316	45	1:57.887	14.037									
11	1:57.888	21.338	27	1:58.063	24.312									
27	1:58.254	21.383	11	1:58.425	24.381									
31	1:58.157	21.466	47	1:58.444	24.823									
20	1:58.725	21.989	4	1:58.623	24.906									
25	1:59.224	22.575	20	1:58.310	25.197									
47	1:58.812	22.580	43	1:58.686	25.398									
12	1:58.584	23.973	26	1:59.632	25.605									
34	2:00.535	37.123	31	1:59.373	25.705									
69	2:00.660	37.189	25	1:59.434	27.064									
16	2:00.489	37.293	12	1:59.380	28.272									
24	2:00.595	42.241	15	2:07.680	1 Lap									
82	2:01.491	47.591	34	2:00.670	44.200									
41	2:01.677	47.725	16	2:01.207	44.480									
38	2:02.819	1:01.830	69	2:04.352	47.920									
17	2:02.676	1:01.841	24	2:01.499	50.588									
10	2:03.186	1:02.365	82	2:01.327	56.290									
2	2:02.989	1:02.571	41	2:01.424	56.526									
14	2:01.402	1:06.571	38	2:02.804	1:13.898									
22	2:02.001	1:06.842	2	2:02.091	1:14.422									
37	2:01.894	1:07.676	14	2:02.833	1:17.854									
Lap 11			22	2:02.426	1:17.867									
28	1:56.649		37	2:02.586	1:19.355									
19	1:57.164	12.954	10	2:01.633	1:20.548									
51	1:57.026	13.119												
45	1:57.108	13.179												
15	2:09.011	1 Lap												
11	1:58.296	22.985												
26	1:58.658	23.002												
27	1:58.544	23.278												
4	1:58.839	23.312												
31	1:58.544	23.361												
47	1:57.477	23.408												
43	1:59.074	23.741												
20	1:58.576	23.916												
25	1:58.733	24.659												
12	1:58.597	25.921												
16	1:59.658	40.302												
34	2:00.085	40.559												
69	2:00.057	40.597												
24	2:00.526	46.118												
82	2:01.050	51.992												
41	2:01.055	52.131												
38	2:02.942	1:08.123												






Moto4

CAMPEONATO DE ESPAÑA DE SUPERBIKE

Carrera 1

Sector Analysis

_ Invalidated Lap							■ Personal Best	■ Session Best	B Crossing the pit lane					
Lap	Time	Sector 1	Sector 2	Sector 3	T.Sp	Elapsed	Lap	Time	Sector 1	Sector 2	Sector 3	T.Sp	Elapsed	
2	Guido CILLA ITA													
	SMC RACING TIME ROTEK ROTEK													
1	2:13.900	44.008	43.637	46.255	149.4	2:13.900	3	1:58.533	32.732	41.810	43.991	170.3	6:06.428	
2	2:02.283	34.008	42.912	45.363	167.4	4:16.183	4	1:58.402	32.922	41.597	43.883	169.3	8:04.830	
3	2:01.142	33.453	42.673	45.016	169.0	6:17.325	5	1:58.533	32.996	41.476	44.061	168.2	10:03.363	
4	2:01.215	33.565	42.536	45.114	169.5	8:18.540	6	1:58.596	32.958	41.773	43.865	167.2	12:01.959	
5	2:03.309	34.521	42.900	45.888	166.4	10:21.849	7	1:58.098	32.838	41.533	43.727	168.2	14:00.057	
6	2:01.735	33.783	42.934	45.018	165.1	12:23.584	8	1:57.925	33.058	41.287	43.580	166.7	15:57.982	
7	2:02.287	34.301	42.802	45.184	161.7	14:25.871	9	1:56.916	32.354	41.018	43.544	169.8	17:54.898	
8	2:02.703	34.301	43.145	45.257	164.4	16:28.574	10	1:57.888	32.936	41.334	43.618	170.9	19:52.786	
9	2:02.456	34.075	43.241	45.140	168.0	18:31.030	11	1:58.296	32.973	41.371	43.952	166.7	21:51.082	
10	2:02.989	34.339	43.337	45.313	166.2	20:34.019	12	1:58.425	32.773	41.614	44.038	168.7	23:49.507	
11	2:03.438	34.168	44.054	45.216	167.2	22:37.457								
12	2:02.091	34.110	42.802	45.179	160.5	24:39.548								
4	David GARCIA ALMANSA ESP													
	MRE TALENT CORSE													
1	2:05.424	39.547	41.438	44.439	145.9	2:05.424								
2	1:58.302	32.619	41.445	44.238	169.3	4:03.726								
3	1:58.119	32.657	41.587	43.875	166.9	6:01.845								
4	1:58.985	33.409	41.546	44.030	170.3	8:00.830								
5	1:58.677	33.129	41.404	44.144	170.6	9:59.507								
6	1:58.900	33.409	41.455	44.036	165.4	11:58.407								
7	1:58.872	33.144	41.740	43.988	169.0	13:57.279								
8	1:59.294	32.948	41.804	44.542	164.9	15:56.573								
9	1:57.941	32.825	41.122	43.994	169.0	17:54.514								
10	1:58.056	32.753	41.143	44.160	169.8	19:52.570								
11	1:58.839	33.102	41.300	44.437	165.1	21:51.409								
12	1:58.623	32.842	41.497	44.284	168.0	23:50.032								
8	Marios FOURTHIOTIS SPYRIDON GRE													
	SMC RACING TIME ROTEK ROTEK													
1	2:14.036	44.494	43.776	45.766	150.8	2:14.036								
2	2:02.852	34.105	43.132	45.615	165.9	4:16.888								
3	2:00.991	33.703	42.346	44.942	168.0	6:17.879								
4	2:00.869	33.241	42.794	44.834	170.3	8:18.748								
10	Afonso DUARTE DE ALMEIDA POR													
	MIGUEL OLIVEIRA-FUN CLUB BEON													
1	2:11.656	42.303	43.703	45.650	150.0	2:11.656								
2	2:04.272	35.419	43.447	45.406	171.2	4:15.928								
3	2:01.156	33.377	42.724	45.055	166.7	6:17.084								
4	2:01.090	33.261	42.693	45.136	168.5	8:18.174								
5	2:02.133	33.938	42.920	45.275	166.7	10:20.307								
6	2:02.995	34.357	43.455	45.183	164.1	12:23.302								
7	2:02.012	34.070	42.878	45.064	166.4	14:25.314								
8	2:02.949	34.686	43.043	45.220	163.4	16:28.263								
9	2:02.364	33.848	43.443	45.073	166.4	18:30.627								
10	2:03.186	34.013	43.737	45.436	165.1	20:33.813								
11	2:10.228	34.139	50.772	45.317	166.2	22:44.041								
12	2:01.633	33.804	42.596	45.233	164.6	24:45.674								
11	Jesus TORRES CABRERA ESP													
	HMA LLINSUAL BLUMAQ BEON													
1	2:09.207	41.991	42.545	44.671	157.9	2:09.207								
2	1:58.688	32.506	41.874	44.308	169.8	4:07.895								
12	Adriano DONOSO RODRIGO ESP													
	HMA LLINSUAL BLUMAQ BEON													
1	2:08.810	41.752	42.580	44.478	149.2	2:08.810								
2	1:59.370	32.817	42.483	44.070	169.8	4:08.180								
3	1:59.082	32.841	41.672	44.569	170.6	6:07.262								
4	1:58.302	32.786	41.423	44.093	169.5	8:05.564								
5	1:58.323	32.852	41.397	44.074	169.0	10:03.887								
6	1:58.773	32.933	41.784	44.056	169.5	12:02.660								
7	1:58.219	32.840	41.503	43.876	169.5	14:00.879								
8	1:57.965	32.875	41.300	43.790	168.7	15:58.844								
9	1:57.993	32.649	41.377	43.967	169.5	17:56.837								
10	1:58.584	32.980	41.534	44.070	168.0	19:55.421								
11	1:58.597	33.049	41.478	44.070	166.9	21:54.018								
12	1:59.380	32.976	42.223	44.181	168.5	23:53.398								
14	Ivan UCEDA LOPEZ ESP													
	HAWKERS MIR ARO JUNIOR TEAM MIR RACING													
1	2:13.233	43.260	43.958	46.015	154.1	2:13.233								
2	2:03.894	33.557	44.660	45.677	169.3	4:17.127								
3	2:02.380	33.718	43.032	45.630	170.3	6:19.507								
4	2:05.099	36.241	43.330	45.528	168.5	8:24.606								
5	2:02.608	33.929	42.973	45.706	169.3	10:27.214								
6	2:02.771	33.959	43.145	45.667	164.4	12:29.985								
7	2:02.453	33.951	42.962	45.540	164.9	14:32.438								
8	2:02.208	33.981	42.954	45.273	163.9	16:34.646								
9	2:01.971	33.845	42.946	45.180	167.2	18:36.617								
10	2:01.402	33.729	42.376	45.297	169.8	20:38.019								
11	2:02.128	34.099	42.899	45.130	163.9	22:40.147								
12	2:02.833	34.052	43.241	45.540	163.6	24:42.980								
15	Jules ANDRIEU FRA													
	CORSE													
1	2:19.635	45.119	45.848	48.668	146.1	2:19.635								
2	2:11.085	36.258	46.036	48.791	154.1	4:30.720								
3	2:10.721	36.098	46.362	48.261	160.0	6:41.441								
4	2:10.596	36.308	46.087	48.201	160.0	8:52.037								
5	2:10.305	36.125	45.969	48.211	158.4	11:02.342								
6	2:10.383	36.422	46.136	47.825	156.7	13:12.725								
7	2:10.529	36.244	46.375	47.910	155.2	15:23.254								
8	2:09.653	36.171	46.077	47.405	152.8	17:32.907								
9	2:08.899	35.694	45.810	47.395	158.1	19:41.806								
10	2:09.011	35.969	45.313	47.729	156.5	21:50.817								
11	2:07.680	35.490	45.124	47.066	157.9	23:58.497								
16	Uriel HIDALGO MIMBRERO ESP													
	XCTECH BEON													





Moto4

CAMPEONATO DE ESPAÑA DE SUPERBIKE

Carrera 1

Sector Analysis

_ Invalidated Lap							■ Personal Best							■ Session Best							■ Crossing the pit lane						
Lap	Time	Sector 1	Sector 2	Sector 3	T.Sp	Elapsed	Lap	Time	Sector 1	Sector 2	Sector 3	T.Sp	Elapsed	Lap	Time	Sector 1	Sector 2	Sector 3	T.Sp	Elapsed	Lap	Time	Sector 1	Sector 2	Sector 3	T.Sp	Elapsed
27	Rico SALMELA						FIN																				
	LLINSUAL HMA RACING						BEON																				
1	2:07.087	41.314	41.724	44.049	149.8	2:07.087																					
2	1:57.805	32.671	41.358	43.776	171.2	4:04.892																					
3	1:58.129	32.366	41.352	44.411	170.9	6:03.021																					
4	1:58.111	32.608	41.626	43.877	169.8	8:01.132																					
5	1:58.581	32.950	41.683	43.948	169.3	9:59.713																					
6	1:59.056	33.467	41.800	43.789	167.2	11:58.769																					
7	1:58.347	32.909	41.461	43.977	170.3	13:57.116																					
8	1:58.478	32.906	41.729	43.843	169.8	15:55.594																					
9	1:58.983	33.130	41.527	44.326	168.2	17:54.577																					
10	1:58.254	32.994	41.451	43.809	170.3	19:52.831																					
11	1:58.544	33.046	41.482	44.016	164.4	21:51.375																					
12	1:58.063	32.785	41.193	44.085	171.2	23:49.438																					
28	Maximo MARTINEZ QUILES						ESP																				
	GASSS RACING TEAM						BEON																				
1	2:02.333	38.230	40.698	43.405	148.4	2:02.333																					
2	1:56.705	32.398	40.992	43.315	170.9	3:59.038																					
3	1:56.290	32.320	40.714	43.256	171.2	5:55.328																					
4	1:56.517	32.353	40.844	43.320	172.5	7:51.845																					
5	1:56.598	32.481	40.809	43.308	171.7	9:48.443																					
6	1:56.701	32.364	40.895	43.442	170.9	11:45.144																					
7	1:56.439	32.297	40.915	43.227	172.5	13:41.583																					
8	1:56.638	32.334	40.953	43.351	172.2	15:38.221																					
9	1:56.592	32.302	40.846	43.444	170.9	17:34.813																					
10	1:56.635	32.329	40.831	43.475	174.5	19:31.448																					
11	1:56.649	32.333	40.821	43.495	171.4	21:28.097																					
12	1:57.029	32.486	41.026	43.517	170.9	23:25.126																					
31	Max SANCHEZ QUESADA						ESP																				
	TEAM BOX 64 TECHNOLOGY																										
1	2:06.212	40.186	41.945	44.081	148.8	2:06.212																					
2	1:58.035	32.986	41.411	43.638	171.7	4:04.247																					
3	1:58.368	32.586	41.862	43.920	174.5	6:02.615																					
4	1:58.473	32.900	41.534	44.039	173.6	8:01.088																					
5	1:58.968	33.307	41.742	43.919	174.2	10:00.056																					
6	1:58.989	33.257	41.766	43.966	170.1	11:59.045																					
7	1:58.555	33.395	41.514	43.646	173.6	13:57.600																					
8	1:58.968	32.993	41.564	44.411	170.9	15:56.568																					
9	1:58.189	32.957	41.353	43.879	164.4	17:54.757																					
10	1:58.157	32.997	41.527	43.633	172.5	19:52.914																					
11	1:58.544	33.079	41.334	44.131	167.4	21:51.458																					
12	1:59.373	32.910	42.618	43.845	169.8	23:50.831																					
34	Eitan Gabriel GRAS CORDON						URU																				
	VHC AUSTIN RACE						CORSE																				
1	2:07.912	41.148	42.495	44.269	149.6	2:07.912																					
2	2:00.658	33.506	42.951	44.201	164.6	4:08.570																					
3	1:59.381	33.118	42.137	44.126	164.1	6:07.951																					
4	2:00.531	33.188	42.539	44.804	165.4	8:08.482																					
5	1:59.852	33.298	42.038	44.516	165.1	10:08.334																					
6	2:00.022	33.502	42.061	44.459	165.4	12:08.356																					
7	1:59.689	33.240	41.979	44.470	165.9	14:08.045																					
8	1:59.838	33.848	41.770	44.220	163.9	16:07.883																					
9	2:00.153	33.028	42.371	44.754	165.1	18:08.036																					
10	2:00.535	33.567	42.034	44.934	165.4	20:08.571																					
11	2:00.085	33.785	41.643	44.657	161.7	22:08.656																					
12	2:00.670	33.438	41.723	45.509	165.1	24:09.326																					
37	Francisco PENALVA MARCO						ESP																				
	TEAM RACING FRANPE						MIR RACING																				
1	2:13.801	43.658	43.874	46.269	151.9	2:13.801																					
2	2:02.956	33.719	43.496	45.741	165.6	4:16.757																					
3	2:04.347	35.716	42.919	45.712	164.9	6:21.104																					
4	2:03.146	33.875	43.093	46.178	165.6	8:24.250																					
5	2:03.251	34.089	42.926	46.236	164.1	10:27.501																					
6	2:02.797	33.822	43.272	45.703	165.6	12:30.298																					
7	2:02.482	33.874	43.070	45.538	165.6	14:32.780																					
8	2:02.549	34.021	42.950	45.578	164.9	16:35.329																					
9	2:01.901	33.691	42.798	45.412	165.4	18:37.230																					
10	2:01.894	33.616	42.491	45.787	165.9	20:39.124																					
11	2:02.771	34.058	43.237	45.476	165.4	22:41.895																					
12	2:02.586	33.826	43.058	45.702	164.6	24:44.481																					
38	Eduardo GUTIERREZ COBO						ESP																				
	APEX CARDOSO RACING																										
1	2:12.255	43.548	43.644	45.063	154.5	2:12.255																					
2	2:01.336	33.630	42.417	45.289	175.6	4:13.591																					
3	2:01.510	33.417	42.682	45.411	169.0	6:15.101																					
4	2:02.790	33.747	43.576	45.467	165.9	8:17.891																					
5	2:02.333	34.059	42.831	45.443	164.1	10:20.224																					
6	2:02.716	34.233	43.002	45.481	164.1	12:22.940																					
7	2:02.487	34.232	42.839	45.416	163.6	14:25.427																					
8	2:02.546	33.997	43.169	45.380	165.9	16:27.973																					
9	2:02.486	33.982	42.902	45.602	164.9	18:30.459																					
10	2:02.819	34.025	42.922	45.872	163.1	20:33.278																					
11	2:02.942	34.306	42.977	45.659	161.9	22:36.220																					
12	2:02.804	34.443	42.800	45.561	161.7	24:39.024																					
41	Yvonne CERPA CUELLAR						ESP																				
	SPEED RACING						CORSE																				
1	2:12.051	42.703	44.112	45.236	143.6	2:12.051																					
2	2:00.494	33.583	42.146	44.765	170.6	4:12.545																					
3	1:59.965	33.365	42.095	44.505	170.6	6:12.510																					
4	1:59.790	33.313	41.891	44.586	167.2	8:12.300																					
5	2:01.220	33.868	42.671	44.681	166.4	10:13.520																					
6	2:01.372	34.030	42.822	44.520	164.4	12:14.892																					
7	2:00.429	33.611	42.071	44.747	164.1	14:15.321																					
8	2:01.394	34.163	42.625	44.606	162.9	16:16.715																					
9	2:00.781	33.773	42.113	44.895	163.9	18:17.496																					





Moto4

CAMPEONATO DE ESPAÑA DE SUPERBIKE

Carrera 1

Sector Analysis

_ Invalidated Lap							■ Personal Best							■ Session Best							B Crossing the pit lane						
Lap	Time	Sector 1	Sector 2	Sector 3	T.Sp	Elapsed	Lap	Time	Sector 1	Sector 2	Sector 3	T.Sp	Elapsed	Lap	Time	Sector 1	Sector 2	Sector 3	T.Sp	Elapsed	Lap	Time	Sector 1	Sector 2	Sector 3	T.Sp	Elapsed
43 Amanuel David BRINTON ESP																											
IGAXTEAM														BEON													
1	2:04.884	38.825	41.552	44.507	149.6	2:04.884																					
2	1:58.523	32.795	41.412	44.316	169.3	4:03.407																					
3	1:58.244	32.803	41.444	43.997	170.1	6:01.651																					
4	1:58.794	32.873	41.893	44.028	170.3	8:00.445																					
5	1:58.695	33.172	41.385	44.138	170.1	9:59.140																					
6	1:59.091	33.133	41.774	44.184	165.6	11:58.231																					
7	1:59.228	33.124	42.077	44.027	168.2	13:57.459																					
8	1:57.937	32.438	41.574	43.925	169.8	15:55.396																					
9	1:58.860	32.920	41.497	44.443	168.5	17:54.256																					
10	1:58.508	33.160	41.400	43.948	167.4	19:52.764																					
11	1:59.074	33.387	41.738	43.949	168.0	21:51.838																					
12	1:58.686	32.864	42.072	43.750	170.6	23:50.524																					
45 Alex LONGARELA MONTES ESP																											
IGAXTEAM														BEON													
1	2:03.674	38.652	41.538	43.484	148.4	2:03.674																					
2	1:57.403	32.503	41.330	43.570	169.3	4:01.077																					
3	1:57.508	32.646	41.383	43.479	170.1	5:58.585																					
4	1:57.714	32.627	41.433	43.654	168.7	7:56.299																					
5	1:57.607	32.775	41.631	43.201	166.7	9:53.906																					
6	1:58.460	33.198	41.346	43.916	166.4	11:52.366																					
7	1:57.978	32.833	41.410	43.735	168.2	13:50.344																					
8	1:58.434	32.983	41.589	43.862	167.7	15:48.778																					
9	1:58.379	33.058	41.430	43.891	158.4	17:47.157																					
10	1:57.011	32.585	41.060	43.366	169.0	19:44.168																					
11	1:57.108	32.829	41.002	43.277	169.0	21:41.276																					
12	1:57.887	32.793	41.482	43.612	169.3	23:39.163																					
47 Antonio TORRES DOMINGUEZ ESP																											
JEREZ ANDALUCIA MOTOR TALEN'																											
1	2:09.710	42.258	42.953	44.499	151.9	2:09.710																					
2	1:58.243	32.462	41.763	44.018	173.6	4:07.953																					
3	1:59.157	32.860	41.440	44.857	170.1	6:07.110																					
4	1:57.919	32.684	41.412	43.823	170.6	8:05.029																					
5	1:58.506	33.007	41.588	43.911	172.5	10:03.535																					
6	1:58.737	32.983	41.866	43.888	170.6	12:02.272																					
7	1:58.196	32.800	41.725	43.671	171.2	14:00.468																					
8	1:57.820	32.897	41.376	43.547	168.7	15:58.288																					
9	1:56.928	32.327	41.050	43.551	172.5	17:55.216																					
10	1:58.812	33.322	41.448	44.042	177.3	19:54.028																					
11	1:57.477	32.607	41.088	43.782	168.5	21:51.505																					
12	1:58.444	33.040	41.201	44.203	168.5	23:49.949																					
51 Brian URIARTE DIEGO ESP																											
SCHOOL TEAM MONLAU REPSOL														BEON													
1	2:04.141	39.050	41.360	43.731	147.7	2:04.141																					
2	1:57.091	32.619	40.950	43.522	170.3	4:01.232																					
3	1:57.328	32.409	41.340	43.579	175.6	5:58.560																					
4	1:57.772	32.587	41.321	43.864	173.6	7:56.332																					
5	1:57.456	32.686	41.129	43.641	171.4	9:53.788																					
6	1:58.969	33.151	41.887	43.931	166.9	11:52.757																					
69 Fernando BUJOSA GARCIA ESP																											
MNL														MIR RACING													
1	2:09.320	41.241	43.271	44.808	145.4	2:09.320																					
2	1:59.802	32.814	42.427	44.561	171.2	4:09.122																					
3	1:59.509	32.730	42.146	44.633	170.9	6:08.631																					
4	1:59.963	33.062	41.965	44.936	169.0	8:08.594																					
5	2:00.219	33.311	42.305	44.603	170.1	10:08.813																					
6	1:59.489	33.147	41.820	44.522	171.4	12:08.302																					
7	1:59.776	33.110	42.031	44.635	169.0	14:08.078																					
8	1:59.333	32.989	41.857	44.487	166.4	16:07.411																					
9	2:00.566	33.159	42.257	45.150	165.6	18:07.977																					
10	2:00.660	33.309	42.473	44.878	166.4	20:08.637																					
11	2:00.057	33.289	41.906	44.862	165.6	22:08.694																					
12	2:04.352	33.574	41.797	48.981	165.6	24:13.046																					
82 Valentin PERRONE CANTON ARG																											
HAWKERS MIR ARO JUNIOR TEAM														MIR RACING													
1	2:11.069	42.867	43.133	45.069	147.7	2:11.069																					
2	2:01.175	33.833	42.420	44.922	169.5	4:12.244																					
3	2:00.238	33.422	42.010	44.806	166.2	6:12.482																					
4	2:00.036	33.590	42.118	44.328	167.7	8:12.518																					
5	2:00.917	33.443	42.540	44.934	170.6	10:13.435																					
6	2:01.425	33.904	42.736	44.785	166.4	12:14.860																					
7	2:00.477	33.879	42.209	44.389	160.7	14:15.337																					
8	2:01.366	33.973	42.512	44.881	164.9	16:16.703																					
9	2:00.845	33.993	42.111	44.741	162.4	18:17.548																					
10	2:01.491	33.960	42.512	45.019	165.1	20:19.039																					
11	2:01.050	34.130	42.011	44.909	160.7	22:20.089																					
12	2:01.327	34.139	42.089	45.099	160.0	24:21.416																					

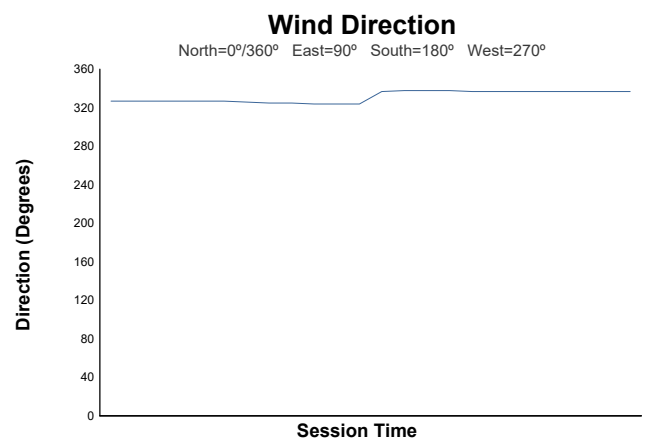
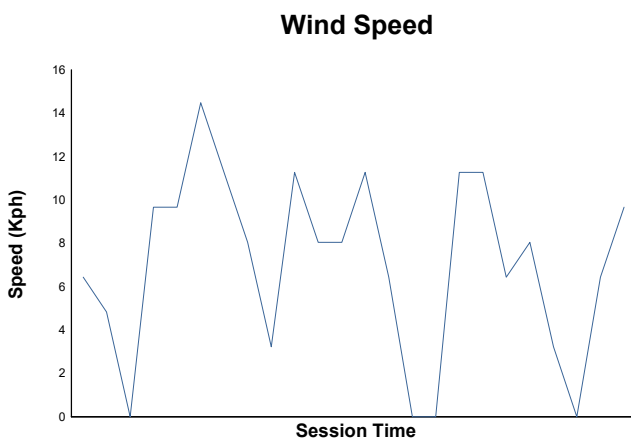
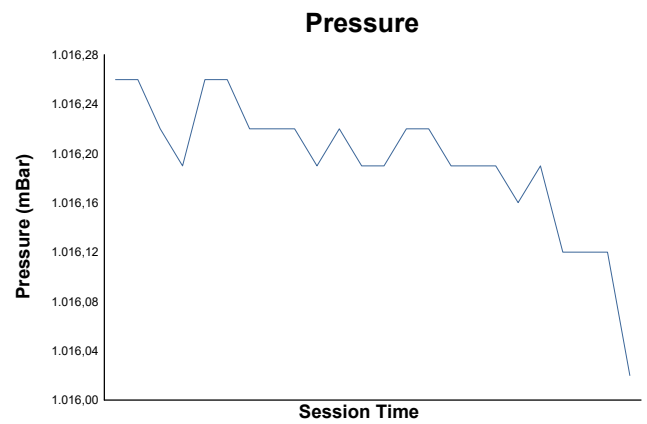
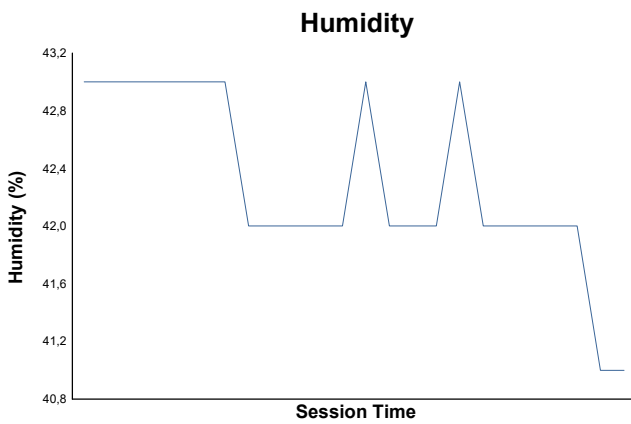
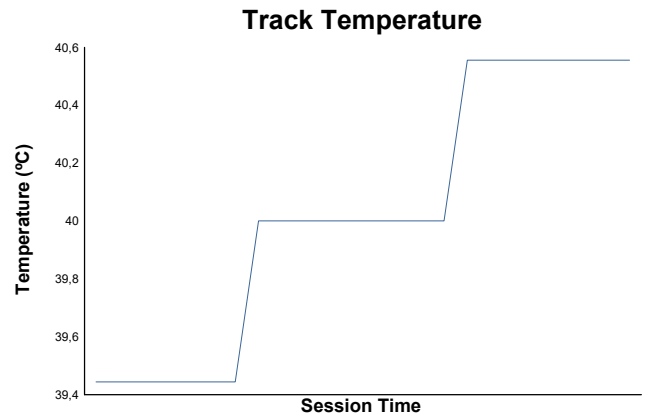
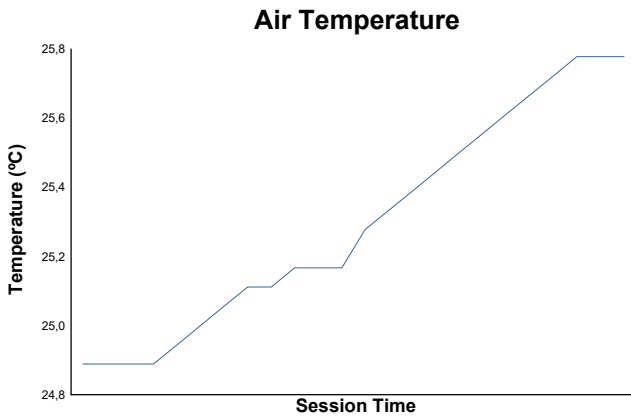




CAMPEONATO DE ESPAÑA DE SUPERBIKE

Moto4
Carrera 1

Weather Report



Track Status: **DRY**

