



Moto4

CAMPEONATO DE ESPAÑA DE SUPERBII

Carrera 2 (12 Laps, 47,2 km.)

Classification

No	Rider	Nat	Team	Bike	Tires	Cl.	Laps	Total Time	Gap	Kph	Best Lap		
											Lap	Time	Kph
1	28 Maximo MARTINEZ QUILES	ESP	GASSS RACING TEAM	BEON	BRIDGES	Moto4	12	23:24.422	-	121.0	2	1:56.127	121.9
2	19 Pol SOLA FLORENSA	ESP	SCHOOL TEAM MONLAU REPSOL	BEON	BRIDGES	Moto4	12	23:37.998	+13.576	119.8	10	1:56.635	121.4
3	45 Alex LONGARELA MONTES	ESP	IGAXTEAM	BEON	BRIDGES	Moto4	12	23:40.745	+16.323	119.6	3	1:57.343	120.7
4	51 Brian URIARTE DIEGO	ESP	SCHOOL TEAM MONLAU REPSOL	BEON	BRIDGES	Moto4	12	23:40.786	+16.364	119.6	3	1:57.311	120.7
5	26 Jose Manuel OSUNA SAEZ	ESP	JEREZ ANDALUCIA MOTOR TALENT		BRIDGES	Moto4	12	23:51.829	+27.407	118.7	4	1:58.190	119.8
6	11 Jesus TORRES CABRERA	ESP	HMA LLINSUAL BLUMAQ	BEON	BRIDGES	Moto4	12	23:51.859	+27.437	118.7	11	1:58.234	119.8
7	27 Rico SALMELA	FIN	LLINSUAL HMA RACING	BEON	BRIDGES	Moto4	12	23:52.082	+27.660	118.6	11	1:58.001	120.0
8	47 Antonio TORRES DOMINGUEZ	ESP	JEREZ ANDALUCIA MOTOR TALENT		BRIDGES	Moto4	12	23:52.147	+27.725	118.6	11	1:57.863	120.1
9	34 Eitan Gabriel GRAS CORDON	URU	VHC AUSTIN RACE	CORSE	BRIDGES	Moto4	12	23:52.149	+27.727	118.6	11	1:58.078	119.9
10	12 Adriano DONOSO RODRIGO	ESP	HMA LLINSUAL BLUMAQ	BEON	BRIDGES	Moto4	12	23:52.454	+28.032	118.6	4	1:57.803	120.2
11	20 Pau ALSINA SANCHEZ	ESP	PROMOTO SPORT TEAM		BRIDGES	Moto4	12	23:53.088	+28.666	118.6	11	1:57.970	120.0
12	21 Ruche MOODLEY	RSA	SMC RACING TIME ROTTEK	ROTEK	BRIDGES	Moto4	12	23:53.501	+29.079	118.5	12	1:58.201	119.8
13	31 Max SANCHEZ QUESADA	ESP	TEAM BOX 64 TECHNOLOGY		BRIDGES	Moto4	12	23:55.786	+31.364	118.3	11	1:58.010	120.0
14	25 Gonzalo PEREZ ALVAREZ	ESP	SCHOOL TEAM MONLAU REPSOL	BEON	BRIDGES	Moto4	12	24:06.263	+41.841	117.5	7	1:58.608	119.4
15	69 Fernando BUJOSA GARCIA	ESP	MNL	MIR RACING	BRIDGES	Moto4	12	24:06.787	+42.365	117.4	10	1:59.176	118.8
16	16 Uriel HIDALGO MIMBRERO	ESP	XCTECH	BEON	BRIDGES	Moto4	12	24:06.900	+42.478	117.4	8	1:58.510	119.5
17	24 Owen VAN TRIGT	NED	FUERTES TEAM	BEON	BRIDGES	Moto4	12	24:14.711	+50.289	116.8	6	1:59.731	118.3
18	82 Valentin PERRONE CANTON	ARG	HAWKERS MIR ARO JUNIOR TEAM	MIR RACING	BRIDGES	Moto4	12	24:14.825	+50.403	116.8	7	1:59.814	118.2
19	41 Yvonne CERPA CUELLAR	ESP	SPEED RACING	CORSE	BRIDGES	Moto4	12	24:15.072	+50.650	116.8	6	1:59.907	118.1
20	8 Marios FOURTHOTIS SPYRIDON	GRE	SMC RACING TIME ROTTEK	ROTEK	BRIDGES	Moto4	12	24:26.518	+1:02.096	115.9	2	2:00.223	117.8
21	17 Pedro ALOMAR BOVER	ESP	MRE TALENT	CORSE	BRIDGES	Moto4	12	24:26.644	+1:02.222	115.8	3	2:00.148	117.8
22	38 Eduardo GUTIERREZ COBO	ESP	APEX CARDOSO RACING		BRIDGES	Moto4	12	24:42.346	+1:17.924	114.6	2	2:01.510	116.5
23	22 Ben Richard AUSTIN	GBR	AUSTIN RACING&VHC LIQUI MOLY	CORSE	BRIDGES	Moto4	12	24:42.691	+1:18.269	114.6	2	2:01.947	116.1
24	37 Francisco PENALVA MARCO	ESP	TEAM RACING FRANPE	MIR RACING	BRIDGES	Moto4	12	24:42.752	+1:18.330	114.6	3	2:02.063	116.0
25	14 Ivan UCEDA LOPEZ	ESP	HAWKERS MIR ARO JUNIOR TEAM	MIR RACING	BRIDGES	Moto4	12	24:43.783	+1:19.361	114.5	2	2:02.133	115.9
26	2 Guido CILLA	ITA	SMC RACING TIME ROTTEK	ROTEK	BRIDGES	Moto4	12	24:44.077	+1:19.655	114.5	3	2:02.187	115.9
27	15 Jules ANDRIEU	FRA		CORSE	BRIDGES	Moto4	11	23:34.557	1 Lap	110.1	9	2:07.090	111.4
Not classified													
10	Afonso DUARTE DE ALMEIDA	POR	MIGUEL OLIVEIRA-FUN CLUB	BEON	BRIDGES	Moto4	10	20:08.305			9	1:59.110	118.9
4	David GARCIA ALMANSA	ESP	MRE TALENT	CORSE	BRIDGES	Moto4							
43	Amanuel David BRINTON	ESP	IGAXTEAM	BEON	BRIDGES	Moto4							

Pole Position:	Maximo MARTINEZ QUILES	1:56.043	122.0 Kph
Fastest Lap:	Lap2 Maximo MARTINEZ QUILES	1:56.127	121.9 Kph

#31 penalizado con 3 segundos en el tiempo total por exceder repetidamente los límites de pista

Published at:

Track Status: **DRY**

Director de Carrera:	Jefe de Cronometraje:
-----------------------------	------------------------------





Moto4

CAMPEONATO DE ESPAÑA DE SUPERBIKE

Carrera 2

Classification by Class

No	Rider	Nat	Team	Bike	Laps	Total Time	Gap	Kph	Best Lap			
									Lap	Time	Kph	
Moto4												
1	28 Maximo MARTINEZ QUILES	ESP	GASSS RACING TEAM	BEON	12	23:24.422		121.0	2	1:56.127	121.9	
2	19 Pol SOLA FLORENSA	ESP	SCHOOL TEAM MONLAU REPSOL	BEON	12	23:37.998	+13.576	119.8	10	1:56.635	121.4	
3	45 Alex LONGARELA MONTES	ESP	IGAXTEAM	BEON	12	23:40.745	+16.323	119.6	3	1:57.343	120.7	
4	51 Brian URIARTE DIEGO	ESP	SCHOOL TEAM MONLAU REPSOL	BEON	12	23:40.786	+16.364	119.6	3	1:57.311	120.7	
5	26 Jose Manuel OSUNA SAEZ	ESP	JEREZ ANDALUCIA MOTOR TALENT	BEON	12	23:51.829	+27.407	118.7	4	1:58.190	119.8	
6	11 Jesus TORRES CABRERA	ESP	HMA LLINSUAL BLUMAQ	BEON	12	23:51.859	+27.437	118.7	11	1:58.234	119.8	
7	27 Rico SALMELA	FIN	LLINSUAL HMA RACING	BEON	12	23:52.082	+27.660	118.6	11	1:58.001	120.0	
8	47 Antonio TORRES DOMINGUEZ	ESP	JEREZ ANDALUCIA MOTOR TALENT	BEON	12	23:52.147	+27.725	118.6	11	1:57.863	120.1	
9	34 Eitan Gabriel GRAS CORDON	URU	VHC AUSTIN RACE	CORSE	12	23:52.149	+27.727	118.6	11	1:58.078	119.9	
10	12 Adriano DONOSO RODRIGO	ESP	HMA LLINSUAL BLUMAQ	BEON	12	23:52.454	+28.032	118.6	4	1:57.803	120.2	
11	20 Pau ALSINA SANCHEZ	ESP	PROMOTO SPORT TEAM	BEON	12	23:53.088	+28.666	118.6	11	1:57.970	120.0	
12	21 Ruche MOODLEY	RSA	SMC RACING TIME ROTEK	ROTEK	12	23:53.501	+29.079	118.5	12	1:58.201	119.8	
13	31 Max SANCHEZ QUESADA	ESP	TEAM BOX 64 TECHNOLOGY	BEON	12	23:55.786	+31.364	118.3	11	1:58.010	120.0	
14	25 Gonzalo PEREZ ALVAREZ	ESP	SCHOOL TEAM MONLAU REPSOL	BEON	12	24:06.263	+41.841	117.5	7	1:58.608	119.4	
15	69 Fernando BUJOSA GARCIA	ESP	MNL	MIR RACING	12	24:06.787	+42.365	117.4	10	1:59.176	118.8	
16	16 Uriel HIDALGO MIMBRERO	ESP	XCTECH	BEON	12	24:06.900	+42.478	117.4	8	1:58.510	119.5	
17	24 Owen VAN TRIGT	NED	FUERTES TEAM	BEON	12	24:14.711	+50.289	116.8	6	1:59.731	118.3	
18	82 Valentin PERRONE CANTON	ARG	HAWKERS MIR ARO JUNIOR TEAM	MIR RACING	12	24:14.825	+50.403	116.8	7	1:59.814	118.2	
19	41 Yvonne CERPA CUELLAR	ESP	SPEED RACING	CORSE	12	24:15.072	+50.650	116.8	6	1:59.907	118.1	
20	8 Marios FOURTHIOTIS SPYRIDON	GRE	SMC RACING TIME ROTEK	ROTEK	12	24:26.518	+1'02.096	115.9	2	2:00.223	117.8	
21	17 Pedro ALOMAR BOVER	ESP	MRE TALENT	CORSE	12	24:26.644	+1'02.222	115.8	3	2:00.148	117.8	
22	38 Eduardo GUTIERREZ COBO	ESP	APEX CARDOSO RACING	BEON	12	24:42.346	+1'17.924	114.6	2	2:01.510	116.5	
23	22 Ben Richard AUSTIN	GBR	AUSTIN RACING&VHC LIQUI MOLY	CORSE	12	24:42.691	+1'18.269	114.6	2	2:01.947	116.1	
24	37 Francisco PENALVA MARCO	ESP	TEAM RACING FRANPE	MIR RACING	12	24:42.752	+1'18.330	114.6	3	2:02.063	116.0	
25	14 Ivan UCEDA LOPEZ	ESP	HAWKERS MIR ARO JUNIOR TEAM	MIR RACING	12	24:43.783	+1'19.361	114.5	2	2:02.133	115.9	
26	2 Guido CILLA	ITA	SMC RACING TIME ROTEK	ROTEK	12	24:44.077	+1'19.655	114.5	3	2:02.187	115.9	
27	15 Jules ANDRIEU	FRA		CORSE	11	23:34.557	1 Lap	110.1	9	2:07.090	111.4	
Not classified												
10	Afonso DUARTE DE ALMEIDA	POR	MIGUEL OLIVEIRA-FUN CLUB	BEON	10	20:08.305	2 Laps		9	1:59.110	118.9	
4	David GARCIA ALMANSA	ESP	MRE TALENT	CORSE			12 Laps					
43	Amanuel David BRINTON	ESP	IGAXTEAM	BEON			12 Laps					

#31 penalizado con 3 segundos en el tiempo total por exceder repetidamente los límites de pista

Track Status: **DRY**

Published at:

Director de Carrera:

Jefe de Cronometraje:





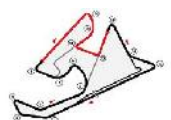
Moto4

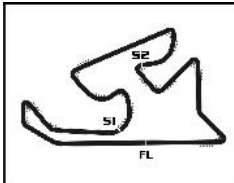
CAMPEONATO DE ESPAÑA DE SUPERBIKE

Carrera 2

Lap Chart

No	Pos	Grid	Lap											
			1	2	3	4	5	6	7	8	9	10	11	12
28	1	28	28	28	28	28	28	28	28	28	28	28	28	28
19	2	19	45	19	45	19	45	51	19	45	45	19	19	19
51	3	51	51	45	51	51	51	45	51	51	51	51	51	45
45	4	45	19	51	19	45	19	19	45	19	19	45	45	51
27	5	27	11	27	27	11	27	26	11	26	26	26	34	26
11	6	11	27	11	11	26	47	47	26	11	11	11	11	11
47	7	47	26	26	26	27	26	34	31	12	34	34	26	27
4	8	4	20	47	34	47	34	27	12	34	27	27	27	47
20	9	20	31	34	31	34	11	11	27	27	12	31	31	34
43	10	43	47	31	47	31	12	31	34	20	31	12	12	12
26	11	26	34	20	20	12	31	12	20	31	47	47	47	31
69	12	69	69	21	21	21	21	21	47	47	20	20	20	20
31	13	31	21	12	12	20	20	20	21	21	21	21	21	21
25	14	25	25	69	25	69	69	69	69	25	25	25	25	25
21	15	21	12	25	69	10	10	10	25	69	10	69	69	69
12	16	12	41	10	10	25	16	16	10	10	69	10	16	16
34	17	34	16	16	24	24	24	24	24	16	16	16	24	24
82	18	82	10	24	16	16	82	25	16	24	24	24	82	82
16	19	16	82	82	82	82	41	41	41	41	82	82	41	41
41	20	41	24	41	41	41	25	82	82	41	41	8	8	8
24	21	24	17	17	17	8	8	17	8	8	8	8	17	17
10	22	10	8	8	8	17	17	8	17	17	17	17	38	38
17	23	17	14	38	38	14	38	38	38	38	38	38	37	22
8	24	8	38	14	14	38	14	37	2	2	37	37	22	37
2	25	2	37	22	37	37	37	2	22	37	22	14	2	14
14	26	14	2	37	22	2	2	14	37	22	14	22	14	2
22	27	22	22	2	2	22	22	22	14	14	2	2	15	15
38	28	38	15	15	15	15	15	15	15	15	15	15	15	15
15	29	15												
37	30	37												






Moto4

CAMPEONATO DE ESPAÑA DE SUPERBIKE

Carrera 2

Best Sector Times

Sector 1			Sector 2			Sector 3			Ideal Lap	Best Lap
Pos	No Rider	Time	No Rider	Time	No Rider	Time	Pos	No Rider		
1	28 M.MARTINEZ QUILES	32.230	28 M.MARTINEZ QUILES	40.420	28 M.MARTINEZ QUILES	43.096	1	28 M.MARTINEZ QUILES	1:55.746	1:56.127 (1)
2	47 A.TORRES DOMINGUEZ	32.305	19 P.SOLA FLORENSA	40.625	19 P.SOLA FLORENSA	43.253	2	19 P.SOLA FLORENSA	1:56.254	1:56.635 (2)
3	45 A.LONGARELA MONTES	32.308	45 A.LONGARELA MONTES	40.716	45 A.LONGARELA MONTES	43.334	3	45 A.LONGARELA MONTES	1:56.358	1:57.343 (4)
4	19 P.SOLA FLORENSA	32.376	51 B.URIZARTE DIEGO	40.895	51 B.URIZARTE DIEGO	43.363	4	51 B.URIZARTE DIEGO	1:56.689	1:57.311 (3)
5	51 B.URIZARTE DIEGO	32.431	26 J.OSUNA SAEZ	40.955	27 R.SALMELA	43.599	5	47 A.TORRES DOMINGUEZ	1:57.138	1:57.863 (6)
6	20 P.ALSINA SANCHEZ	32.508	31 M.SANCHEZ QUESADA	40.982	47 A.TORRES DOMINGUEZ	43.717	6	31 M.SANCHEZ QUESADA	1:57.447	1:58.010 (9)
7	27 R.SALMELA	32.631	12 A.DONOSO RODRIGO	41.046	11 J.TORRES CABRERA	43.739	7	12 A.DONOSO RODRIGO	1:57.471	1:57.803 (5)
8	12 A.DONOSO RODRIGO	32.646	47 A.TORRES DOMINGUEZ	41.116	34 E.GRAS CORDON	43.758	8	27 R.SALMELA	1:57.638	1:58.001 (8)
9	21 R.MOODLEY	32.655	34 E.GRAS CORDON	41.174	31 M.SANCHEZ QUESADA	43.768	9	11 J.TORRES CABRERA	1:57.652	1:58.234 (13)
10	11 J.TORRES CABRERA	32.677	11 J.TORRES CABRERA	41.236	12 A.DONOSO RODRIGO	43.779	10	34 E.GRAS CORDON	1:57.659	1:58.078 (10)
11	31 M.SANCHEZ QUESADA	32.697	21 R.MOODLEY	41.337	21 R.MOODLEY	43.835	11	20 P.ALSINA SANCHEZ	1:57.715	1:57.970 (7)
12	34 E.GRAS CORDON	32.727	20 P.ALSINA SANCHEZ	41.366	20 P.ALSINA SANCHEZ	43.841	12	26 J.OSUNA SAEZ	1:57.770	1:58.190 (11)
13	16 U.HIDALGO MIMBRERO	32.737	16 U.HIDALGO MIMBRERO	41.399	26 J.OSUNA SAEZ	44.008	13	21 R.MOODLEY	1:57.827	1:58.201 (12)
14	25 G.PEREZ ALVAREZ	32.745	27 R.SALMELA	41.408	25 G.PEREZ ALVAREZ	44.028	14	16 U.HIDALGO MIMBRERO	1:58.194	1:58.510 (14)
15	10 A.DUARTE DE ALMEIDA	32.763	25 G.PEREZ ALVAREZ	41.501	16 U.HIDALGO MIMBRERO	44.058	15	25 G.PEREZ ALVAREZ	1:58.274	1:58.608 (15)
16	26 J.OSUNA SAEZ	32.807	69 F.BUJOSA GARCIA	41.721	10 A.DUARTE DE ALMEIDA	44.160	16	10 A.DUARTE DE ALMEIDA	1:58.649	1:59.110 (16)
17	8 M.FOURTHIOTIS SPYRIDON	32.934	10 A.DUARTE DE ALMEIDA	41.726	69 F.BUJOSA GARCIA	44.269	17	69 F.BUJOSA GARCIA	1:58.940	1:59.176 (17)
18	69 F.BUJOSA GARCIA	32.950	41 Y.CERPA CUELLAR	41.848	82 V.PERRONE CANTON	44.327	18	41 Y.CERPA CUELLAR	1:59.362	1:59.907 (20)
19	24 O.VAN TRIGT	32.983	82 V.PERRONE CANTON	41.906	41 Y.CERPA CUELLAR	44.411	19	82 V.PERRONE CANTON	1:59.422	1:59.814 (19)
20	17 P.ALOMAR BOVER	33.065	24 O.VAN TRIGT	42.007	17 P.ALOMAR BOVER	44.496	20	24 O.VAN TRIGT	1:59.531	1:59.731 (18)
21	41 Y.CERPA CUELLAR	33.103	8 M.FOURTHIOTIS SPYRIDON	42.236	24 O.VAN TRIGT	44.541	21	17 P.ALOMAR BOVER	1:59.800	2:00.148 (21)
22	82 V.PERRONE CANTON	33.189	17 P.ALOMAR BOVER	42.239	8 M.FOURTHIOTIS SPYRIDON	44.722	22	8 M.FOURTHIOTIS SPYRIDON	1:59.892	2:00.223 (22)
23	37 F.PENALVA MARCO	33.373	37 F.PENALVA MARCO	42.493	22 B.AUSTIN	45.081	23	37 F.PENALVA MARCO	2:01.230	2:02.063 (25)
24	38 E.GUTIERREZ COBO	33.390	38 E.GUTIERREZ COBO	42.524	2 G.CILLA	45.213	24	22 B.AUSTIN	2:01.249	2:01.947 (24)
25	22 B.AUSTIN	33.612	22 B.AUSTIN	42.556	37 F.PENALVA MARCO	45.364	25	38 E.GUTIERREZ COBO	2:01.384	2:01.510 (23)
26	2 G.CILLA	33.644	2 G.CILLA	42.601	14 LUCEDA LOPEZ	45.393	26	2 G.CILLA	2:01.458	2:02.187 (27)
27	14 I.LUCEDA LOPEZ	33.777	14 I.LUCEDA LOPEZ	42.789	38 E.GUTIERREZ COBO	45.470	27	14 I.LUCEDA LOPEZ	2:01.959	2:02.133 (26)
28	15 J.ANDRIEU	34.969	15 J.ANDRIEU	44.694	15 J.ANDRIEU	47.115	28	15 J.ANDRIEU	2:06.778	2:07.090 (28)





Moto4

CAMPEONATO DE ESPAÑA DE SUPERBIKE

Carrera 2

Best Top Speed

No Rider	Team	Class	Top 1		Top 2		Top 3		Top 4		Top 5		Avg	
			Kph	Lap	Kph	Lap	Kph	Lap	Kph	Lap	Kph	Lap		
21	Ruche MOODLEY	SMC RACING TIME ROTEK	Moto4	174.8	8	174.2	5	174.2	9	172.5	10	172.2	6	173,6
47	Antonio TORRES DOMINGU	JEREZ ANDALUCIA MOTOR TALENT	Moto4	173.4	9	172.8	8	172.2	2	167.2	4	165.1	3	170,1
24	Owen VAN TRIGT	FUERTES TEAM	Moto4	172.5	2	170.1	7	168.7	5	168.7	6	168.0	4	169,6
20	Pau ALSINA SANCHEZ	PROMOTO SPORT TEAM	Moto4	172.0	7	170.6	5	170.1	6	169.8	8	169.0	10	170,3
31	Max SANCHEZ QUESADA	TEAM BOX 64 TECHNOLOGY	Moto4	171.7	6	171.4	9	170.1	5	169.5	7	169.3	2	170,4
51	Brian URIARTE DIEGO	SCHOOL TEAM MONLAU REPSOL	Moto4	171.4	3	164.4	5	164.1	6	163.9	8	163.6	2	165,5
45	Alex LONGARELA MONTES	IGAXTEAM	Moto4	171.2	3	164.6	8	164.4	12	163.4	9	163.4	6	165,4
12	Adriano DONOSO RODRIGUEZ	HMA LLINSUAL BLUMAQ	Moto4	170.6	7	170.6	4	170.3	5	169.8	2	169.8	6	170,2
25	Gonzalo PEREZ ALVAREZ	SCHOOL TEAM MONLAU REPSOL	Moto4	170.6	2	169.8	7	166.7	5	163.9	3	163.9	8	167,0
27	Rico SALMELA	LLINSUAL HMA RACING	Moto4	170.6	11	168.0	7	168.0	10	167.4	2	167.2	8	168,2
11	Jesus TORRES CABRERA	HMA LLINSUAL BLUMAQ	Moto4	170.1	6	166.9	2	166.9	11	165.6	9	164.6	8	166,8
34	Eitan Gabriel GRAS CORDON	VHC AUSTIN RACE	Moto4	170.1	11	169.3	8	168.7	2	166.4	3	164.1	9	167,7
82	Valentin PERRONE CANTO	HAWKERS MIR ARO JUNIOR TEAM	Moto4	170.1	8	169.0	7	168.0	2	167.4	5	167.2	3	168,3
22	Ben Richard AUSTIN	AUSTIN RACING&VHC LIQUI MOLY	Moto4	169.5	2	164.6	8	163.6	12	162.9	7	161.9	9	164,5
19	Pol SOLA FLORENSA	SCHOOL TEAM MONLAU REPSOL	Moto4	169.3	6	165.4	2	164.6	9	164.4	4	162.9	7	165,3
37	Francisco PENALVA MARCELO	TEAM RACING FRANPE	Moto4	169.3	2	168.2	8	164.6	9	163.6	4	163.4	6	165,8
10	Afonso DUARTE DE ALMEIDA	MIGUEL OLIVEIRA-FUN CLUB	Moto4	168.7	8	167.7	2	167.2	9	165.1	3	163.6	10	166,5
2	Guido CILLA	SMC RACING TIME ROTEK	Moto4	168.5	2	162.4	5	162.4	11	161.4	3	161.2	4	163,2
38	Eduardo GUTIERREZ COBARRON	APEX CARDOSO RACING	Moto4	168.5	2	160.5	3	160.0	7	159.8	4	159.8	9	161,7
41	Yvonne CERPA CUELLAR	SPEED RACING	Moto4	168.5	3	166.7	9	166.7	4	166.7	5	166.7	8	167,1
28	Maximo MARTINEZ QUILES	GASSS RACING TEAM	Moto4	168.2	9	167.7	8	166.9	12	165.9	7	165.9	2	166,9
8	Marios FOURTHIOTIS SPYRIDON	SMC RACING TIME ROTEK	Moto4	167.7	2	167.2	3	164.4	4	162.7	7	161.2	8	164,6
16	Uriel HIDALGO MIMBRERO	XCTECH	Moto4	167.7	8	166.4	5	166.2	10	165.9	9	165.6	11	166,4
26	Jose Manuel OSUNA SAEZ	JEREZ ANDALUCIA MOTOR TALENT	Moto4	166.2	6	166.2	8	163.4	3	163.1	9	162.7	4	164,3
69	Fernando BUJOSA GARCIA	MNL	Moto4	165.9	4	165.6	3	165.6	9	165.4	2	164.9	10	165,5
17	Pedro ALOMAR BOVER	MRE TALENT	Moto4	165.6	4	164.1	8	163.9	3	163.6	2	159.1	6	163,3
14	Ivan UCEDA LOPEZ	HAWKERS MIR ARO JUNIOR TEAM	Moto4	164.1	9	163.6	2	161.9	3	161.7	7	161.4	12	162,5
15	Jules ANDRIEU		Moto4	157.7	8	157.2	2	156.5	7	155.2	6	154.3	3	156,2
4	David GARCIA ALMANSA	MRE TALENT	Moto4											
43	Amanuel David BRINTON	IGAXTEAM	Moto4											





Moto4
CAMPEONATO DE ESPAÑA DE SUPERBIKE
Carrera 2

Fastest Lap Sequence

Elapsed	No	Rider	Team	Bike	Class	Time	Kph	Lap
3:58.839	28	Maximo MARTINEZ QUILES	GASSS RACING TEAM	BEON	Moto4	1:56.127	121.9	2





Moto4

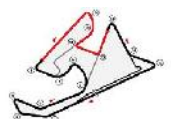
CAMPEONATO DE ESPAÑA DE SUPERBIKE

Carrera 2

Analysis by lap

Lapped ■

No	Lap Time	Gap	No	Lap Time	Gap	No	Lap Time	Gap	No	Lap Time	Gap	No	Lap Time	Gap										
Lap 1																								
28	2:02.712	0.000	22	2:01.947	16.553	41	2:00.091	19.805	10	2:00.184	25.627	20	1:58.739	20.547										
45	2:04.041	1.329	37	2:02.353	16.561	8	2:01.634	22.268	16	2:00.134	25.944	31	1:59.271	20.700										
51	2:04.619	1.907	2	2:02.340	16.691	17	2:02.283	22.291	24	1:59.731	25.992	47	1:58.591	20.769										
19	2:04.747	2.035	15	2:08.103	26.252	14	2:02.826	28.407	25	1:59.337	26.149	21	1:58.756	21.122										
11	2:05.586	2.874	Lap 3																					
27	2:06.349	3.637	28	1:56.292	45	1:57.343	4.616	37	2:02.851	28.617	17	2:01.230	31.635	69	2:00.281	30.996								
26	2:07.326	4.614	51	1:57.311	4.627	2	2:03.012	29.032	8	2:02.083	31.785	10	1:59.333	31.310										
20	2:07.346	4.634	19	1:57.879	4.855	15	2:07.356	48.579	38	2:02.496	40.346	16	1:58.510	31.822										
31	2:07.597	4.885	27	1:59.000	8.505	Lap 5																		
47	2:07.777	5.065	11	1:59.003	8.523	28	1:56.770	45	1:58.022	6.962	14	2:03.298	41.330	8	2:01.680	41.587								
34	2:08.205	5.493	26	1:58.591	9.586	51	1:58.201	7.110	22	2:02.962	41.348	17	2:01.552	41.734										
69	2:08.213	5.501	34	1:58.417	9.597	19	1:58.505	7.192	15	2:07.589	1:10.735	38	2:03.026	53.305										
21	2:08.477	5.765	31	1:58.453	9.755	27	1:58.549	13.050	Lap 7															
25	2:08.706	5.994	47	1:58.708	9.778	47	1:58.342	13.092	28	1:56.633	19	1:57.410	9.442	37	2:02.400	53.523								
12	2:08.746	6.034	20	1:58.355	10.175	26	1:58.918	13.358	51	1:57.574	9.502	22	2:02.531	53.585										
41	2:09.980	7.268	21	1:58.257	10.283	34	1:58.581	13.394	45	1:57.600	9.535	14	2:02.485	54.044										
16	2:10.014	7.302	12	1:57.955	10.566	11	1:59.232	13.632	11	1:59.122	17.778	15	2:07.498	1:32.187										
10	2:10.117	7.405	25	1:58.983	11.624	12	1:58.821	13.854	26	1:59.479	17.815	Lap 9												
82	2:10.444	7.732	69	1:59.325	11.955	31	1:58.977	13.969	31	1:59.184	18.004	28	1:56.407											
24	2:10.457	7.745	10	2:00.076	15.134	21	1:58.817	14.193	12	1:59.190	18.077	45	1:57.644	12.234										
17	2:11.261	8.549	24	2:00.029	15.540	20	1:58.760	14.506	27	1:59.554	18.207	51	1:57.595	12.234										
8	2:11.595	8.883	16	2:00.515	15.928	69	2:00.455	19.030	34	1:59.713	18.288	19	1:57.476	12.299										
14	2:12.568	9.856	82	2:00.224	15.970	10	2:00.321	22.147	20	1:59.152	18.383	26	1:58.469	21.949										
38	2:12.807	10.095	41	2:00.326	16.280	16	1:59.931	22.514	47	2:00.410	18.753	11	1:58.381	21.951										
37	2:13.047	10.335	17	2:00.148	16.574	24	2:00.746	22.965	21	1:59.827	18.941	34	1:58.509	22.297										
2	2:13.190	10.478	8	2:00.513	17.200	82	2:00.575	23.276	69	2:00.756	27.290	27	1:58.445	22.309										
22	2:13.445	10.733	38	2:02.914	22.100	41	2:00.408	23.443	25	1:58.608	28.124	12	1:58.764	22.344										
15	2:16.988	14.276	14	2:02.577	22.147	25	2:01.517	23.516	10	1:59.558	28.552	31	1:58.224	22.517										
Lap 2																								
28	1:56.127	19	1:57.360	3.268	8	2:00.908	26.406	10	1:59.558	28.552	47	1:58.288	22.650											
45	1:58.363	3.565	17	2:01.588	27.109	17	2:01.588	27.109	24	2:00.199	29.558	20	1:58.779	22.919										
51	1:57.828	3.608	38	2:02.851	34.554	38	2:02.851	34.554	16	2:00.576	29.887	21	1:58.399	23.114										
27	1:58.287	5.797	14	2:03.099	34.736	14	2:03.099	34.736	41	1:59.984	29.997	25	1:59.328	33.597										
11	1:59.065	5.812	37	2:02.940	34.787	37	2:02.940	34.787	82	1:59.814	30.195	10	1:59.110	34.013										
26	1:58.800	7.287	2	2:02.783	35.045	2	2:02.783	35.045	8	2:01.330	36.482	69	1:59.431	34.020										
47	1:58.424	7.362	22	2:02.797	35.090	22	2:02.797	35.090	17	2:01.755	36.757	16	1:58.924	34.339										
34	1:58.106	7.472	15	2:08.041	59.850	15	2:08.041	59.850	38	2:03.141	46.854	24	2:00.846	37.787										
31	1:58.836	7.594	Lap 6																					
20	1:59.605	8.112	28	1:56.704	51	1:58.155	8.561	22	2:02.856	46.917	82	2:00.708	37.981											
21	1:58.680	8.318	51	1:58.155	8.561	45	1:58.310	8.568	22	2:02.914	47.629	41	2:01.058	38.215										
12	1:58.996	8.903	19	1:58.177	8.665	19	1:58.177	8.665	37	2:03.929	47.698	8	2:01.453	46.633										
69	1:59.548	8.922	26	1:58.315	14.969	26	1:58.315	14.969	14	2:03.437	48.134	17	2:01.399	46.726										
25	1:59.066	8.933	47	1:58.588	14.976	47	1:58.588	14.976	15	2:07.162	1:21.264	38	2:02.569	59.467										
10	2:00.072	11.350	34	1:58.518	15.208	34	1:58.518	15.208	Lap 8															
16	2:00.530	11.705	27	1:58.940	15.286	27	1:58.940	15.286	28	1:56.575	45	1:58.037	10.997	37	2:02.665	59.781								
24	2:00.185	11.803	11	1:58.361	15.289	11	1:58.361	15.289	51	1:58.119	11.046	22	2:03.030	1:00.208										
82	2:00.433	12.038	31	1:58.188	15.453	31	1:58.188	15.453	19	1:58.363	11.230	14	2:02.575	1:00.212										
41	2:01.105	12.246	12	1:58.370	15.520	12	1:58.370	15.520	26	1:58.647	19.887	2	2:03.438	1:00.392										
17	2:00.296	12.718	21	1:58.258	15.747	21	1:58.258	15.747	11	1:58.774	19.977	15	2:07.090	1:42.870										
8	2:00.223	12.979	20	1:58.062	15.864	20	1:58.062	15.864	12	1:58.485	19.987	Lap 10												
38	2:01.510	15.478	69	2:00.841	23.167	69	2:00.841	23.167	34	1:58.482	20.195	28	1:56.566											
14	2:02.133	15.862	Lap 8																					
Lap 8																								
28	1:56.575	45	1:58.037	10.997	51	1:58.119	11.046	19	1:58.363	11.230	26	1:58.647	19.887											
45	1:58.037	10.997	19	1:58.363	11.230	26	1:58.647	19.887	11	1:58.774	19.977	12	1:58.485	19.987										
51	1:58.119	11.046	26	1:58.647	19.887	11	1:58.774	19.977	34	1:58.482	20.195	38	2:02.569	59.467										
19	1:58.363	11.230	11	1:58.774	19.977	12	1:58.485	19.987	27	1:58.639	20.271	37	2:02.665	59.781										
26	1:58.647	19.887	Lap 10																					
Lap 10																								
28	1:56.566	19	1:56.635	12.368	51	1:57.844	13.512	45	1:57.845	13.513														





Moto4

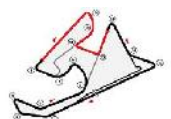
CAMPEONATO DE ESPAÑA DE SUPERBIKE

Carrera 2

Analysis by lap

Lapped ■

No	Lap Time	Gap	No	Lap Time	Gap	No	Lap Time	Gap	No	Lap Time	Gap	No	Lap Time	Gap
26	1:58.375	23.758	15	2:08.602	1 Lap	19	1:57.522	13.576	45	1:58.313	16.323	51	1:58.418	16.364
11	1:58.631	24.016							26	1:58.217	27.407	11	1:58.257	27.437
34	1:58.436	24.167							27	1:58.377	27.660	47	1:58.063	27.725
27	1:58.609	24.352							34	1:58.552	27.727	12	1:58.405	28.032
31	1:58.674	24.625							31	1:58.799	28.364	20	1:58.167	28.666
12	1:58.992	24.770							21	1:58.201	29.079	25	1:59.346	41.841
47	1:58.785	24.869							69	1:59.575	42.365	16	1:59.454	42.478
20	1:59.246	25.599							8	2:01.665	51.732	24	2:00.131	50.289
21	1:59.114	25.662							17	2:01.843	52.003	82	2:00.103	50.403
25	1:59.377	36.408							38	2:02.713	1:05.614	41	2:00.149	50.650
69	1:59.176	36.630							8	2:01.945	1:02.096	8	2:01.945	1:02.096
10	1:59.506	36.953							17	2:01.855	1:02.222	38	2:02.579	1:17.924
16	1:59.495	37.268							38	2:02.579	1:17.924	22	2:02.454	1:18.269
24	2:00.911	42.132							41	2:00.149	50.650	37	2:02.931	1:18.330
82	2:00.876	42.291							8	2:01.945	1:02.096	14	2:03.306	1:19.361
41	2:01.070	42.719							17	2:01.855	1:02.222	2	2:02.610	1:19.655
8	2:01.665	51.732							38	2:02.579	1:17.924			
17	2:01.843	52.003							22	2:02.454	1:18.269			
38	2:02.713	1:05.614							37	2:02.931	1:18.330			
37	2:02.652	1:05.867							14	2:03.306	1:19.361			
14	2:02.516	1:06.162							2	2:02.610	1:19.655			
22	2:02.559	1:06.201												
2	2:02.685	1:06.511												
15	2:08.299	1:54.603												
Lap 11														
28	1:56.631													
19	1:56.756	12.493												
51	1:57.504	14.385												
45	1:57.567	14.449												
34	1:58.078	25.614												
11	1:58.234	25.619												
26	1:58.502	25.629												
27	1:58.001	25.722												
31	1:58.010	26.004												
12	1:57.927	26.066												
47	1:57.863	26.101												
20	1:57.970	26.938												
21	1:58.286	27.317												
25	1:59.157	38.934												
69	1:59.230	39.229												
16	1:58.826	39.463												
24	2:01.096	46.597												
82	2:01.079	46.739												
41	2:00.852	46.940												
8	2:01.489	56.590												
17	2:01.434	56.806												
38	2:02.801	1:11.784												
37	2:02.602	1:11.838												
22	2:02.684	1:12.254												
2	2:02.604	1:12.484												
14	2:02.963	1:12.494												
Lap 12														
28	1:56.439													





Moto4

CAMPEONATO DE ESPAÑA DE SUPERBIKE

Carrera 2

Sector Analysis

_ Invalidated Lap							■ Personal Best							■ Session Best							B Crossing the pit lane																																																														
Lap	Time	Sector 1	Sector 2	Sector 3	T.Sp	Elapsed	Lap	Time	Sector 1	Sector 2	Sector 3	T.Sp	Elapsed	Lap	Time	Sector 1	Sector 2	Sector 3	T.Sp	Elapsed	Lap	Time	Sector 1	Sector 2	Sector 3	T.Sp	Elapsed																																																								
2	Guido CILLA						ITA	12	1:58.257	33.147	41.236	43.874	162.9	23:51.859																																																																					
SMC RACING TIME ROTEK							ROTEK							12 Adriano DONOSO RODRIGO							ESP																																																														
HMA LLINSUAL BLUMAQ							BEON							1							2:08.746																																																														
1	2:13.190	43.416	44.313	45.461	147.7	2:13.190	2	1:58.996	32.964	41.893	44.139	169.8	4:07.742	3	1:57.955	32.646	41.343	43.966	165.9	6:05.697	4	1:57.803	32.832	41.046	43.925	170.6	8:03.500	5	1:58.821	33.593	41.133	44.095	170.3	10:02.321	6	1:58.370	32.929	41.546	43.895	169.8	12:00.691	7	1:59.190	32.982	41.958	44.250	170.6	13:59.881	8	1:58.485	32.979	41.621	43.885	169.5	15:58.366	9	1:58.764	33.290	41.521	43.953	165.1	17:57.130	10	1:58.992	33.093	41.682	44.217	165.9	19:56.122	11	1:57.927	32.902	41.169	43.856	164.1	21:54.049	12	1:58.405	33.133	41.493	43.779	168.2	23:52.454
8	Marios FOURTHIOTIS SPYRIDON						GRE																																																																												
SMC RACING TIME ROTEK							ROTEK							14 Ivan UCEDA LOPEZ							ESP																																																														
HAWKERS MIR ARO JUNIOR TEAM							MIR RACING							1							2:12.568																																																														
1	2:11.595	42.942	43.423	45.230	149.8	2:11.595	2	2:00.223	32.934	42.567	44.722	167.7	4:11.818	3	2:00.513	33.197	42.416	44.900	167.2	6:12.331	4	2:01.634	34.147	42.581	44.906	164.4	8:13.965	5	2:00.908	33.579	42.376	44.953	160.2	10:14.873	6	2:02.083	33.588	42.679	45.816	160.5	12:16.956	7	2:01.330	33.589	42.484	45.257	162.7	14:18.286	8	2:01.680	33.615	42.613	45.452	161.2	16:19.966	9	2:01.453	33.825	42.426	45.202	159.3	18:21.419	10	2:01.665	34.057	42.436	45.172	155.8	20:23.084	11	2:01.489	34.120	42.236	45.133	157.2	22:24.573	12	2:01.945	34.047	42.462	45.436	157.7	24:26.518
10	Afonso DUARTE DE ALMEIDA						POR																																																																												
MIGUEL OLIVEIRA-FUN CLUB							BEON							15 Jules ANDRIEU							FRA																																																														
CORSE							1							2:16.988																																																																					
1	2:10.117	42.044	43.144	44.929	151.9	2:10.117	2	2:08.103	34.969	45.511	47.623	157.2	4:25.091	3	2:07.829	35.401	45.137	47.291	154.3	6:32.920	4	2:07.356	35.422	44.707	47.227	152.8	8:40.276	5	2:08.041	35.156	45.719	47.166	152.8	10:48.317	6	2:07.589	35.366	45.035	47.188	155.2	12:55.906	7	2:07.162	35.234	44.694	47.234	156.5	15:03.068	8	2:07.498	35.002	45.375	47.121	157.7	17:10.566	9	2:07.090	35.243	44.732	47.115	154.3	19:17.656	10	2:08.299	35.137	45.393	47.769	153.0	21:25.955	11	2:08.602	36.133	44.995	47.474	153.8	23:34.557							
11	Jesus TORRES CABRERA						ESP																																																																												
HMA LLINSUAL BLUMAQ							BEON							16 Uriel HIDALGO MIMBRERO							ESP																																																														
XCTECH							BEON							1							2:10.014																																																														
1	2:05.586	39.376	42.209	44.001	147.3	2:05.586	2	2:00.530	33.119	42.335	45.076	163.1	4:10.544	3	2:00.515	33.390	42.418	44.707	165.1	6:11.059	4	1:59.991	33.126	41.995	44.870	164.1	8:11.050	5	1:59.931	33.384	41.815	44.732	166.4	10:10.981	6	2:00.134	33.259	42.079	44.796	161.2	12:11.115	7	2:00.576	33.629	42.129	44.818	165.1	14:11.691	8	1:58.510	32.815	41.637	44.058	167.7	16:10.201	9	1:58.924	32.737	41.966	44.221	165.9	18:09.125																					





Moto4

CAMPEONATO DE ESPAÑA DE SUPERBIKE

Carrera 2

Sector Analysis

_ Invalidated Lap							■ Personal Best							■ Session Best							B Crossing the pit lane						
Lap	Time	Sector 1	Sector 2	Sector 3	T.Sp	Elapsed	Lap	Time	Sector 1	Sector 2	Sector 3	T.Sp	Elapsed	Lap	Time	Sector 1	Sector 2	Sector 3	T.Sp	Elapsed	Lap	Time	Sector 1	Sector 2	Sector 3	T.Sp	Elapsed
17 Pedro ALOMAR BOVER ESP																											
MRE TALENT CORSE																											
10	1:59.495	33.432	41.646	44.417	166.2	20:08.620	7	1:59.827	33.541	42.023	44.263	165.1	14:00.745	17	1:59.495	33.432	41.646	44.417	166.2	20:08.620	10	1:59.495	33.432	41.646	44.417	166.2	20:08.620
11	1:58.826	33.065	41.399	44.362	165.6	22:07.446	8	1:58.756	32.940	41.952	43.864	174.8	15:59.501	11	1:58.826	33.065	41.399	44.362	165.6	22:07.446	11	1:58.826	33.065	41.399	44.362	165.6	22:07.446
12	1:59.454	33.268	41.915	44.271	163.4	24:06.900	9	1:58.399	32.786	41.618	43.995	174.2	17:57.900	12	1:59.454	33.268	41.915	44.271	163.4	24:06.900	12	1:59.454	33.268	41.915	44.271	163.4	24:06.900
19 Pol SOLA FLORENZA ESP																											
SCHOOL TEAM MONLAU REPSOL BEON																											
1	2:11.261	42.712	43.335	45.214	147.3	2:11.261	1	2:11.261	42.712	43.335	45.214	147.3	2:11.261	19	2:11.261	42.712	43.335	45.214	147.3	2:11.261	1	2:11.261	42.712	43.335	45.214	147.3	2:11.261
2	2:00.296	33.065	42.503	44.728	163.6	4:11.557	2	2:01.947	33.612	43.141	45.194	169.5	4:15.392	2	2:00.296	33.065	42.503	44.728	163.6	4:11.557	2	2:00.296	33.065	42.503	44.728	163.6	4:11.557
3	2:00.148	33.154	42.498	44.496	163.9	6:11.705	3	2:02.173	33.960	42.556	45.657	161.2	6:17.565	3	2:00.148	33.154	42.498	44.496	163.9	6:11.705	3	2:00.148	33.154	42.498	44.496	163.9	6:11.705
4	2:02.283	34.600	42.445	45.238	165.6	8:13.988	4	2:03.195	34.927	43.187	45.081	161.7	8:20.760	4	2:02.283	34.600	42.445	45.238	165.6	8:13.988	4	2:02.283	34.600	42.445	45.238	165.6	8:13.988
5	2:01.588	33.837	42.295	45.456	158.1	10:15.576	5	2:02.797	34.355	43.042	45.400	158.8	10:23.557	5	2:01.588	33.837	42.295	45.456	158.1	10:15.576	5	2:01.588	33.837	42.295	45.456	158.1	10:15.576
6	2:01.230	33.557	42.239	45.434	159.1	12:16.806	6	2:02.962	34.906	42.764	45.292	157.0	12:26.519	6	2:01.230	33.557	42.239	45.434	159.1	12:16.806	6	2:01.230	33.557	42.239	45.434	159.1	12:16.806
7	2:01.755	33.975	42.529	45.251	157.9	14:18.561	7	2:02.914	33.814	43.387	45.713	162.9	14:29.433	7	2:01.755	33.975	42.529	45.251	157.9	14:18.561	7	2:01.755	33.975	42.529	45.251	157.9	14:18.561
8	2:01.552	33.641	42.582	45.329	164.1	16:20.113	8	2:02.531	34.043	43.240	45.248	164.6	16:31.964	8	2:01.552	33.641	42.582	45.329	164.1	16:20.113	8	2:01.552	33.641	42.582	45.329	164.1	16:20.113
9	2:01.399	34.022	42.434	44.943	158.4	18:21.512	9	2:03.030	34.344	42.954	45.732	161.9	18:34.994	9	2:01.399	34.022	42.434	44.943	158.4	18:21.512	9	2:01.399	34.022	42.434	44.943	158.4	18:21.512
10	2:01.843	34.260	42.431	45.152	152.8	20:23.355	10	2:02.559	34.438	42.931	45.190	154.9	20:37.553	10	2:01.843	34.260	42.431	45.152	152.8	20:23.355	10	2:01.843	34.260	42.431	45.152	152.8	20:23.355
11	2:01.434	34.070	42.340	45.024	155.2	22:24.789	11	2:02.684	33.901	42.869	45.914	161.2	22:40.237	11	2:01.434	34.070	42.340	45.024	155.2	22:24.789	11	2:01.434	34.070	42.340	45.024	155.2	22:24.789
12	2:01.855	34.035	42.476	45.344	157.2	24:26.644	12	2:02.454	34.221	42.886	45.347	163.6	24:42.691	12	2:01.855	34.035	42.476	45.344	157.2	24:26.644	12	2:01.855	34.035	42.476	45.344	157.2	24:26.644
20 Pau ALSINA SANCHEZ ESP																											
PROMOTO SPORT TEAM																											
1	2:07.346	40.647	42.144	44.555	147.7	2:07.346	1	2:07.346	40.647	42.144	44.555	147.7	2:07.346	20	2:07.346	40.647	42.144	44.555	147.7	2:07.346	1	2:07.346	40.647	42.144	44.555	147.7	2:07.346
2	1:59.605	33.498	42.012	44.095	160.2	4:06.951	2	2:00.185	33.133	42.451	44.601	172.5	4:10.642	2	1:59.605	33.498	42.012	44.095	160.2	4:06.951	2	1:59.605	33.498	42.012	44.095	160.2	4:06.951
3	1:58.355	32.684	41.641	44.030	168.7	6:05.306	3	2:00.029	33.155	42.188	44.686	167.7	6:10.671	3	1:58.355	32.684	41.641	44.030	168.7	6:05.306	3	1:58.355	32.684	41.641	44.030	168.7	6:05.306
4	1:58.907	32.786	42.018	44.103	166.2	8:04.213	4	2:00.015	33.213	42.108	44.694	168.0	8:10.686	4	1:58.907	32.786	42.018	44.103	166.2	8:04.213	4	1:58.907	32.786	42.018	44.103	166.2	8:04.213
5	1:58.760	33.378	41.366	44.016	170.6	10:02.973	5	2:00.746	33.600	42.433	44.713	168.7	10:11.432	5	1:58.760	33.378	41.366	44.016	170.6	10:02.973	5	1:58.760	33.378	41.366	44.016	170.6	10:02.973
6	1:58.062	32.564	41.630	43.868	170.1	12:01.035	6	1:59.731	33.180	42.007	44.544	168.7	12:11.163	6	1:58.062	32.564	41.630	43.868	170.1	12:01.035	6	1:58.062	32.564	41.630	43.868	170.1	12:01.035
7	1:59.152	33.162	41.783	44.207	172.0	14:00.187	7	2:00.199	33.443	42.093	44.663	170.1	14:11.362	7	1:59.152	33.162	41.783	44.207	172.0	14:00.187	7	1:59.152	33.162	41.783	44.207	172.0	14:00.187
8	1:58.739	33.108	41.753	43.878	169.8	15:58.926	8	2:00.365	32.983	42.592	44.790	167.7	16:11.727	8	1:58.739	33.108	41.753	43.878	169.8	15:58.926	8	1:58.739	33.108	41.753	43.878	169.8	15:58.926
9	1:58.779	33.163	41.640	43.976	169.0	17:57.705	9	2:00.846	33.360	42.633	44.853	166.2	18:12.573	9	1:58.779	33.163	41.640	43.976	169.0	17:57.705	9	1:58.779	33.163	41.640	43.976	169.0	17:57.705
10	1:59.246	33.529	41.691	44.026	169.0	19:56.951	10	2:00.911	33.472	42.843	44.596	161.7	20:13.484	10	1:59.246	33.529	41.691	44.026	169.0	19:56.951	10	1:59.246	33.529	41.691	44.026	169.0	19:56.951
11	1:57.970	32.508	41.538	43.924	166.4	21:54.921	11	2:01.096	34.001	42.272	44.823	162.9	22:14.580	11	1:57.970	32.508	41.538	43.924	166.4	21:54.921	11	1:57.970	32.508	41.538	43.924	166.4	21:54.921
12	1:58.167	32.702	41.624	43.841	164.9	23:53.088	12	2:00.131	33.427	42.163	44.541	161.9	24:14.711	12	1:58.167	32.702	41.624	43.841	164.9	23:53.088	12	1:58.167	32.702	41.624	43.841	164.9	23:53.088
21 Ruche MOODLEY RSA																											
SMC RACING TIME ROTEK ROTEK																											
1	2:08.477	41.226	42.402	44.849	146.5	2:08.477	1	2:08.477	41.226	42.402	44.849	146.5	2:08.477	21	2:08.477	41.226	42.402	44.849	146.5	2:08.477	1	2:08.477	41.226	42.402	44.849	146.5	2:08.477
2	1:58.680	33.081	41.688	43.911	168.7	4:07.157	2	1:59.377	33.470	41.677	44.230	157.2	20:07.760	2	1:58.680	33.081	41.688	43.911	168.7	4:07.157	2	1:58.680	33.081	41.688	43.911	168.7	4:07.157
3	1:58.257	32.778	41.644	43.835	170.3	6:05.414	3	1:59.157	33.484	41.501	44.172	159.3	22:06.917	3	1:58.257	32.778	41.644	43.835	170.3	6:05.414	3	1:58.257	32.778	41.644	43.835	170.3	6:05.414
4	1:58.429	32.972	41.523	43.934	162.4	8:03.843	4	1:59.346	33.489	41.729	44.128	158.1	24:06.263	4	1:58.429	32.972	41.523	43.934	162.4	8:03.843	4	1:58.429	32.972	41.523	43.934	162.4	8:03.843
5	1:58.817	33.424	41.337	44.056	174.2	10:02.660	5	1:59.328	33.342	41.626	44.360	161.2	18:08.383	5	1:58.817	33.424	41.337	44.056	174.2	10:02.660	5	1:58.817	33.424	41.337	44.056	174.2	10:02.660
6	1:58.258	32.746	41.597	43.915	172.2	12:00.918	6	1:59.377	33.470	41.677	44.230	157.2	20:07.760	6	1:58.258	32.746	41.597	43.915	172.2	12:00.918	6	1:58.258	32.746	41.597	43.915	172.2	12:00.918
22 Ben Richard AUSTIN GBR																											
AUSTIN RACING&VHC LIQUI MOLY CORSE																											
7	1:59.827	33.541	42.023	44.263	165.1	14:00.745	7	1:59.827	33.541	42.023	44.263	165.1	14:00.745	22	1:59.827	33.541	42.023	44.263	165.1	14:00.745	7	1:59.827	33.541	42.023	44.263	165.1	14:00.745
8	1:58.756	32.940	41.952	43.864	174.8	15:59.501	8	2:01.947	33.612	43.141	45.194	169.5	4:15.392	8	1:58.756	32.940	41.952	43.864	174.8	15:59.501	8	1:58.756	32.940	41.952	43.864	174.8	15:59.501
9	1:58.399	32.786	41.618	43.995	174.2	17:57.900	9	2:02.173	33.960	42.556	45.657	161.2	6:17.565	9	1:58.399	32.786	41.618	43.995	174.2	17:57.900	9	1:58.399	32.786	41.618	43.995	174.2	17:57.900
10	1:59.114	33.496	41.367	44.251	172.5	19:57.014																					



Moto4

CAMPEONATO DE ESPAÑA DE SUPERBIKE

Carrera 2

Sector Analysis

_ Invalidated Lap							■ Personal Best		■ Session Best		■ Crossing the pit lane		
Lap	Time	Sector 1	Sector 2	Sector 3	T.Sp	Elapsed	Lap	Time	Sector 1	Sector 2	Sector 3	T.Sp	Elapsed
4	1:58.190	32.807	41.138	44.245	162.7	8:02.907	1	2:08.205	41.463	42.322	44.420	150.4	2:08.205
5	1:58.918	33.230	41.680	44.008	156.7	10:01.825	2	1:58.106	32.832	41.428	43.846	168.7	4:06.311
6	1:58.315	32.840	41.150	44.325	166.2	12:00.140	3	1:58.417	32.727	41.692	43.998	166.4	6:04.728
7	1:59.479	33.793	41.221	44.465	156.3	13:59.619	4	1:58.552	32.959	41.174	44.419	163.9	8:03.280
8	1:58.647	33.127	41.292	44.228	166.2	15:58.266	5	1:58.581	33.125	41.698	43.758	161.0	10:01.861
9	1:58.469	33.047	41.252	44.170	163.1	17:56.735	6	1:58.518	33.049	41.494	43.975	163.9	12:00.379
10	1:58.375	33.276	41.043	44.056	162.4	19:55.110	7	1:59.713	33.692	41.916	44.105	162.2	14:00.092
11	1:58.502	33.053	41.253	44.196	159.1	21:53.612	8	1:58.482	32.916	41.796	43.770	169.3	15:58.574
12	1:58.217	33.063	40.955	44.199	161.9	23:51.829	9	1:58.509	32.868	41.709	43.932	164.1	17:57.083
27 Rico SALMELA FIN							37 Francisco PENALVA MARCO ESP						
LLINSUAL HMA RACING BEON							TEAM RACING FRANPE MIR RACING						
1	2:06.349	40.540	41.872	43.937	147.3	2:06.349	1	2:13.047	43.867	43.450	45.730	149.0	2:13.047
2	1:58.287	32.631	41.494	44.162	167.4	4:04.636	2	2:02.353	33.373	43.179	45.801	169.3	4:15.400
3	1:59.000	33.362	41.561	44.077	162.4	6:03.636	3	2:02.063	33.800	42.493	45.770	163.1	6:17.463
4	1:59.332	33.295	41.715	44.322	162.4	8:02.968	4	2:02.851	34.257	43.065	45.529	163.6	8:20.314
5	1:58.549	32.963	41.408	44.178	163.1	10:01.517	5	2:02.940	34.351	42.935	45.654	158.8	10:23.254
6	1:58.940	33.028	41.697	44.215	162.7	12:00.457	6	2:02.319	34.140	42.815	45.364	163.4	12:25.573
7	1:59.554	33.336	42.003	44.215	168.0	14:00.011	7	2:03.929	34.166	43.813	45.950	160.2	14:29.502
8	1:58.639	33.127	41.758	43.754	167.2	15:58.650	8	2:02.400	34.090	42.893	45.417	168.2	16:31.902
9	1:58.445	32.900	41.431	44.114	166.7	17:57.095	9	2:02.665	33.795	43.190	45.680	164.6	18:34.567
10	1:58.609	33.055	41.489	44.065	168.0	19:55.704	10	2:02.652	34.069	43.190	45.393	159.1	20:37.219
11	1:58.001	32.712	41.497	43.792	170.6	21:53.705	11	2:02.602	34.076	42.815	45.711	161.4	22:39.821
12	1:58.377	33.204	41.574	43.599	162.9	23:52.082	12	2:02.931	34.319	43.031	45.581	158.6	24:42.752
28 Maximo MARTINEZ QUILES ESP							38 Eduardo GUTIERREZ COBO ESP						
GASSS RACING TEAM BEON							APEX CARDOSO RACING						
1	2:02.712	38.626	40.842	43.244	143.4	2:02.712	1	2:12.807	43.609	43.667	45.531	149.0	2:12.807
2	1:56.127	32.336	40.695	43.096	165.9	3:58.839	2	2:01.510	33.390	42.583	45.537	168.5	4:14.317
3	1:56.292	32.395	40.420	43.477	165.6	5:55.131	3	2:02.914	34.162	42.851	45.901	160.5	6:17.231
4	1:56.566	32.507	40.735	43.324	165.1	7:51.697	4	2:02.939	34.191	42.874	45.874	159.8	8:20.170
5	1:56.770	32.450	41.084	43.236	165.4	9:48.467	5	2:02.851	34.389	42.808	45.654	157.7	10:23.021
6	1:56.704	32.426	40.885	43.393	165.1	11:45.171	6	2:02.496	34.229	42.719	45.548	158.6	12:25.517
7	1:56.633	32.415	40.858	43.360	165.9	13:41.804	7	2:03.141	34.506	42.767	45.868	160.0	14:28.658
8	1:56.575	32.379	40.862	43.334	167.7	15:38.379	8	2:03.026	34.409	42.892	45.725	159.5	16:31.684
9	1:56.407	32.230	40.842	43.335	168.2	17:34.786	9	2:02.569	34.328	42.573	45.668	159.8	18:34.253
10	1:56.566	32.454	40.795	43.317	165.6	19:31.352	10	2:02.713	34.316	42.714	45.683	156.7	20:36.966
11	1:56.631	32.503	40.666	43.462	165.4	21:27.983	11	2:02.801	34.189	42.618	45.994	158.1	22:39.767
12	1:56.439	32.280	40.756	43.403	166.9	23:24.422	12	2:02.579	34.585	42.524	45.470	156.3	24:42.346
31 Max SANCHEZ QUESADA ESP							41 Yvonne CERPA CUELLAR ESP						
TEAM BOX 64 TECHNOLOGY							SPEED RACING CORSE						
1	2:07.597	41.327	42.028	44.242	143.6	2:07.597	1	2:09.980	41.876	42.937	45.167	146.3	2:09.980
2	1:58.836	32.959	42.109	43.768	169.3	4:06.433	2	2:01.105	33.987	42.560	44.558	161.7	4:11.085
3	1:58.453	32.993	41.612	43.848	169.0	6:04.886	3	2:00.326	33.466	42.250	44.610	168.5	6:11.411
4	1:58.573	33.102	40.982	44.489	165.1	8:03.459	4	2:00.091	33.655	41.944	44.492	166.7	8:11.502
5	1:58.977	33.288	41.509	44.180	170.1	10:02.436	5	2:00.408	33.506	42.103	44.799	166.7	10:11.910
6	1:58.188	32.697	41.516	43.975	171.7	12:00.624	6	1:59.907	33.648	41.848	44.411	166.2	12:11.817
7	1:59.184	32.963	41.743	44.478	169.5	13:59.808	7	1:59.984	33.212	42.050	44.722	165.1	14:11.801
8	1:59.271	33.560	41.850	43.861	165.1	15:59.079	8	2:00.142	33.103	42.208	44.831	166.7	16:11.943
9	1:58.224	32.756	41.541	43.927	171.4	17:57.303	9	2:01.058	33.355	42.858	44.845	166.7	18:13.001
10	1:58.674	33.152	41.649	43.873	168.5	19:55.977	10	2:01.070	33.533	42.756	44.781	163.4	20:14.071
11	1:58.010	32.919	41.158	43.933	161.4	21:53.987	11	2:00.852	33.798	42.490	44.564	162.2	22:14.923
12	1:58.799	33.410	41.507	43.882	165.4	23:52.786	12	2:00.149	33.826	41.880	44.443	165.6	24:15.072
34 Eitan Gabriel GRAS CORDON URU													
VHC AUSTIN RACE CORSE													





Moto4

CAMPEONATO DE ESPAÑA DE SUPERBIKE

Carrera 2

Sector Analysis

— Invalidated Lap ■ Personal Best ■ Session Best B Crossing the pit lane

Lap	Time	Sector 1	Sector 2	Sector 3	T.Spd	Elapsed	Lap	Time	Sector 1	Sector 2	Sector 3	T.Spd	Elapsed	
45	Alex LONGARELA MONTES ESP							10	1:59.176	33.168	41.739	44.269	164.9	20:07.982
	IGAXTEAM BEON							11	1:59.230	33.094	41.843	44.293	163.9	22:07.212
								12	1:59.575	33.340	41.771	44.464	160.5	24:06.787
1	2:04.041	39.009	41.268	43.764	145.6	2:04.041								
2	1:58.363	32.834	41.840	43.689	161.2	4:02.404								
3	1:57.343	32.308	41.261	43.774	171.2	5:59.747								
4	1:57.660	32.877	41.449	43.334	156.1	7:57.407								
5	1:58.022	33.062	41.316	43.644	161.9	9:55.429								
6	1:58.310	33.067	41.483	43.760	163.4	11:53.739								
7	1:57.600	33.125	41.061	43.414	160.5	13:51.339								
8	1:58.037	32.521	41.714	43.802	164.6	15:49.376								
9	1:57.644	32.682	41.343	43.619	163.4	17:47.020								
10	1:57.845	33.630	40.716	43.499	159.3	19:44.865								
11	1:57.567	32.751	41.027	43.789	160.2	21:42.432								
12	1:58.313	32.928	41.655	43.730	164.4	23:40.745								
47	Antonio TORRES DOMINGUEZ ESP													
	JEREZ ANDALUCIA MOTOR TALEN'													
1	2:07.777	41.030	42.388	44.359	142.3	2:07.777								
2	1:58.424	32.902	41.212	44.310	172.2	4:06.201								
3	1:58.708	33.101	41.550	44.057	165.1	6:04.909								
4	1:58.308	32.305	41.267	44.736	167.2	8:03.217								
5	1:58.342	33.098	41.167	44.077	163.9	10:01.559								
6	1:58.588	33.229	41.331	44.028	160.0	12:00.147								
7	2:00.410	34.674	41.444	44.292	157.9	14:00.557								
8	1:58.591	32.986	41.694	43.911	172.8	15:59.148								
9	1:58.288	32.836	41.592	43.860	173.4	17:57.436								
10	1:58.785	33.190	41.670	43.925	163.1	19:56.221								
11	1:57.863	33.030	41.116	43.717	164.9	21:54.084								
12	1:58.063	33.000	41.120	43.943	163.9	23:52.147								
51	Brian URIARTE DIEGO ESP													
	SCHOOL TEAM MONLAU REPSOL BEON													
1	2:04.619	39.225	41.643	43.751	143.8	2:04.619								
2	1:57.828	32.711	41.545	43.572	163.6	4:02.447								
3	1:57.311	32.431	41.330	43.550	171.4	5:59.758								
4	1:57.618	33.166	40.895	43.557	156.7	7:57.376								
5	1:58.201	32.855	41.699	43.647	164.4	9:55.577								
6	1:58.155	33.095	41.464	43.596	164.1	11:53.732								
7	1:57.574	32.947	41.047	43.580	161.0	13:51.306								
8	1:58.119	32.701	41.887	43.531	163.9	15:49.425								
9	1:57.595	32.814	41.328	43.453	161.7	17:47.020								
10	1:57.844	33.536	40.945	43.363	159.5	19:44.864								
11	1:57.504	32.870	41.011	43.623	158.8	21:42.368								
12	1:58.418	33.133	41.640	43.645	160.7	23:40.786								
69	Fernando BUJOSA GARCIA ESP													
	MNL MIR RACING													
1	2:08.213	40.708	42.408	45.097	146.5	2:08.213								
2	1:59.548	33.207	41.982	44.359	165.4	4:07.761								
3	1:59.325	32.950	41.996	44.379	165.6	6:07.086								
4	1:59.956	33.238	42.029	44.689	165.9	8:07.042								
5	2:00.455	33.494	42.230	44.731	159.1	10:07.497								
6	2:00.841	33.778	42.330	44.733	157.9	12:08.338								
7	2:00.756	33.659	42.205	44.892	158.6	14:09.094								
8	2:00.281	33.597	42.214	44.470	159.1	16:09.375								
9	1:59.431	33.124	41.721	44.586	165.6	18:08.806								

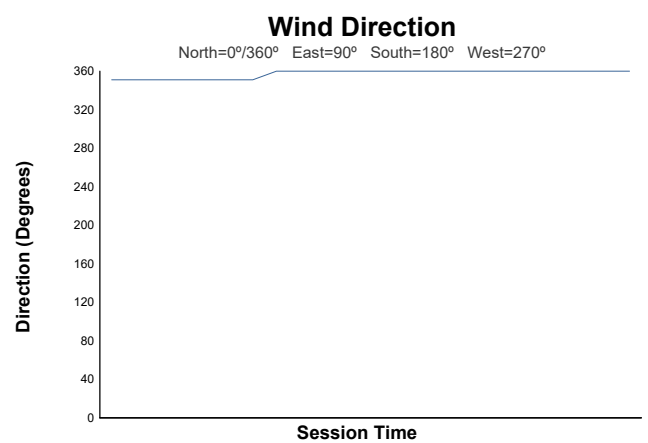
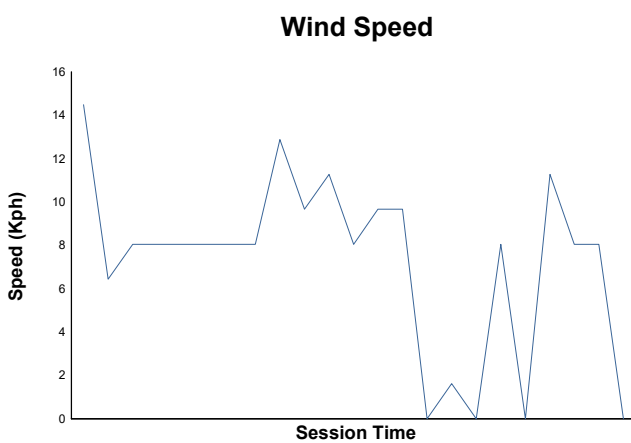
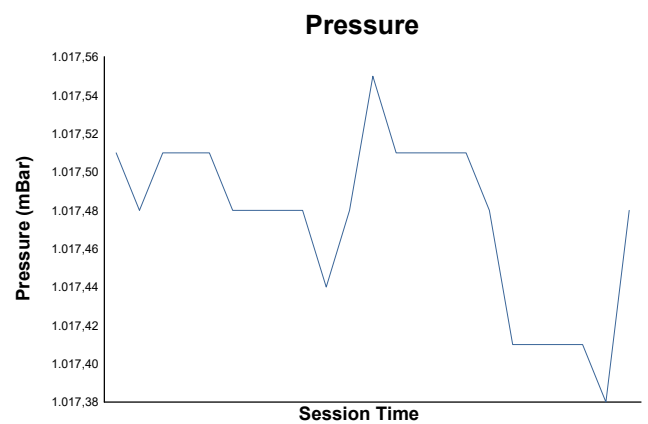
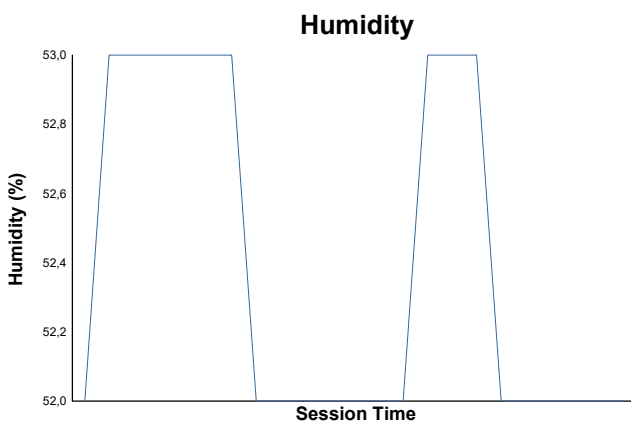
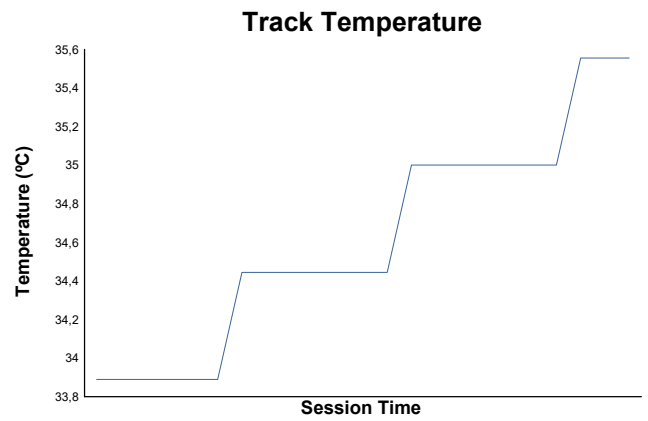
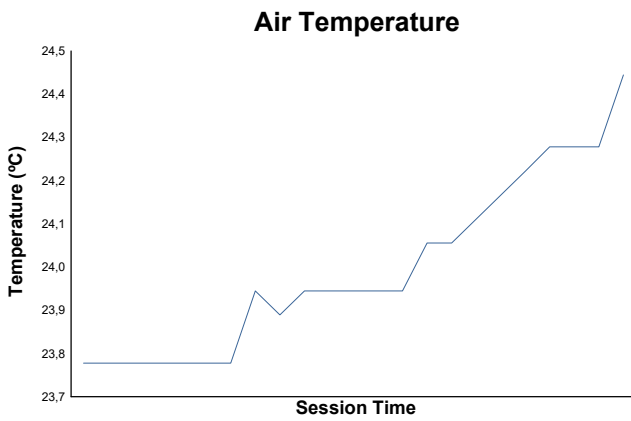




CAMPEONATO DE ESPAÑA DE SUPERBIKE

Moto4
Carrera 2

Weather Report



Track Status: **DRY**

