



Supersport

CTO DE ESPAÑA CETELEM DE SUPERBII

Carrera (17 Vlt., 66,9 km.)

Clasificación Provisional

Nº Piloto	Nac	Equipo	Moto	Neum. Cl.	Vlts.	Tiempo Total	Dif.	Km/h	Mejor Vuelta			
									Vlt.	Tiempo Km/h		
1	99	Oscar GUTIERREZ IGLESIAS	ESP ANDOTRANS TEAM TORRENTÓ	YAMAHA	MICHELIN Superspc	17	29:07.052	-	137.8	17	1:42.037	138.8
2	77	Miquel PONS PAYERAS	ESP H43 TEAM NOBBY TALASU-BLUMAQ	YAMAHA	MICHELIN Superspc	17	29:07.333	+0.281	137.8	2	1:41.953	138.9
3	6	María HERRERA MUÑOZ	ESP SP PASTRANA RACING TEAM	YAMAHA	MICHELIN Superspc	17	29:12.006	+4.954	137.4	4	1:42.359	138.3
4	39	Borja QUERO MARTINEZ	ESP DR7 PLADISER BQ39	YAMAHA	Superspc	17	29:19.174	+12.122	136.8	8	1:42.698	137.9
5	10	David SANCHIS MARTINEZ	ESP MAXIGASS PIT-LINE RACING	YAMAHA	DUNLOP Superspc	17	29:26.418	+19.366	136.3	8	1:42.600	138.0
6	9	Vertti TAKALA	FIN HUIJAKKO RACING	YAMAHA	PIRELLI Superspc	17	29:29.382	+22.330	136.0	11	1:42.983	137.5
7	38	Mika PEREZ ALMIÑANA	ESP TACK KAWASAKI	KAWASAKI	PIRELLI Superspc	17	29:29.750	+22.698	136.0	4	1:43.059	137.4
8	71	Ferran CASAS PENDON	ESP MDR HIKA	YAMAHA	MICHELIN Open	17	29:34.609	+27.557	135.6	4	1:43.443	136.9
9	8	Abdulla AL QUBAISI	QAT QMMF RACING TEAM	YAMAHA	PIRELLI Superspc	17	29:34.745	+27.693	135.6	2	1:42.919	137.6
10	57	Kenny KOSKINEN	FIN KALLIO RACING JUNIOR TEAM	YAMAHA	PIRELLI Superspc	17	29:35.356	+28.304	135.6	6	1:43.387	136.9
11	88	Alessandro ZETTI	ITA FAU55 RACING	YAMAHA	DUNLOP Open	17	29:35.642	+28.590	135.6	4	1:43.394	136.9
12	36	Sander KROEZE	NED ANDOTRANS TEAM TORRENTÓ	YAMAHA	MICHELIN Superspc	17	29:36.098	+29.046	135.5	10	1:43.498	136.8
13	23	Loic ARBEL	FRA EMPERADOR RACING TEAM	YAMAHA	PIRELLI Superspc	17	29:36.737	+29.685	135.5	6	1:43.593	136.7
14	96	Paco MORALES AIBAR	ESP SP57 AIT RACING TEAM	YAMAHA	MICHELIN Open	17	29:41.608	+34.556	135.1	8	1:43.721	136.5
15	16	JULIO DAVID PALAO MUÑOZ	ESP JD RACER YECLA	KAWASAKI	MICHELIN Open	17	29:46.493	+39.441	134.7	4	1:43.809	136.4
16	48	Joan DIAZ CORBELLA	ESP DCR RACING TEAM	YAMAHA	DUNLOP Superspc	17	29:48.440	+41.388	134.6	7	1:43.573	136.7
17	95	Mashel AL-NAIMI	QAT QMMF RACING TEAM	YAMAHA	PIRELLI Superspc	17	29:54.740	+47.688	134.1	3	1:43.929	136.2
18	55	Alex TOLEDO ROMERO	ESP BCD MS RACING	YAMAHA	DUNLOP Superspc	17	29:54.815	+47.763	134.1	3	1:44.287	135.8
19	12	Alejandro RUIZ CARRANZA	ESP EMPERADOR RACING TEAM	YAMAHA	PIRELLI Superspc	17	30:00.451	+53.399	133.7	7	1:43.063	137.4
20	53	Aleksandr VASILEV	RUS DMC	YAMAHA	PIRELLI Open	17	30:03.540	+56.488	133.5	9	1:44.005	136.1
21	13	Alessandro BARTHELD	GER AB13 RACING	YAMAHA	Superspc	17	30:05.412	+58.360	133.3	8	1:44.896	135.0
22	4	Pablo N. ECHEVERRY ISAZA	COL H43 TEAM NOBBY TALASUR-BLUMAQ	KAWASAKI	MICHELIN Open	17	30:05.559	+58.507	133.3	8	1:44.870	135.0
23	64	Davide FABBRÌ	ITA H43 TEAM NOBBY TALASUR-BLUMAQ	YAMAHA	MICHELIN Superspc	17	30:05.689	+58.637	133.3	9	1:44.770	135.1
24	20	Danny RAAVAD	DEN RAAVADRACING	YAMAHA	MICHELIN Superspc	17	30:09.331	+1:02.279	133.0	16	1:45.146	134.7
25	49	Alex PEREZ VIADEL	ESP MDR ISARQ	YAMAHA	MICHELIN Open	17	30:14.799	+1:07.747	132.6	7	1:43.942	136.2
26	90	Jassim AL THANI	QAT QMMF RACING TEAM	YAMAHA	PIRELLI Open	17	30:57.071	+1:50.019	129.6	4	1:46.869	132.5

No clasificados

61	Aleksei IVANOV	RUS	DMC	YAMAHA	PIRELLI Open	12	21:13.801			8	1:44.211	135.9
81	Felix NASSI	FIN	RAM RACING YAMAHA	YAMAHA	PIRELLI Open	11	19:29.410			4	1:44.767	135.1
97	Laurence EDGELEY	GBR	TEAM EDGE RST RACING	YAMAHA	PIRELLI Open	9	17:18.792			3	1:46.544	132.9
86	Rayad Ibrahim AL-EMADI	QAT	MDR ISARQ	YAMAHA	MICHELIN Open	8	14:54.113			7	1:49.971	128.8
41	Alex BORNER PAMIES	GER	XCTECH	YAMAHA	PIRELLI Superspc	4	7:17.933			3	1:44.402	135.6

No salidos

66	Olga SHATERNIKOVA	RUS	DMC	YAMAHA	PIRELLI Open							
----	-------------------	-----	-----	--------	--------------	--	--	--	--	--	--	--

Pole:	Miquel PONS PAYERAS	1:41.427	
Vuelta rápida:	Vlt.2 Miquel PONS PAYERAS	1:41.953	138.9 Km/h

#12 Por incumplimiento de Long Lap Penalty sancion de 24 Seg

Hora de publicación:

Estado de pista: **SECO**

Director de Carrera:	Jefe de Cronometraje:
-----------------------------	------------------------------



Supersport

CTO DE ESPAÑA CETELEM DE SUPERBIKE

Carrera

Clasificación Provisional por Clase

NºPiloto	Nac	Equipo	Moto	Vlts.	Tiempo Total	Dif. Km/h	Mejor Vuelta			
							Vlt.	Tiempo Km/h		
Open										
1	71 Ferran CASAS PENDON	ESP	MDR HIKA	YAMAHA	17	29:34.609	135.6	4	1:43.443	136.9
2	88 Alessandro ZETTI	ITA	FAU55 RACING	YAMAHA	17	29:35.642	+1.033 135.6	4	1:43.394	136.9
3	96 Paco MORALES AIBAR	ESP	SP57 AIT RACING TEAM	YAMAHA	17	29:41.608	+6.999 135.1	8	1:43.721	136.5
4	16 JULIO DAVID PALAO MUÑOZ	ESP	JD RACER YECLA	KAWASAKI	17	29:46.493	+11.884 134.7	4	1:43.809	136.4
5	53 Aleksandr VASILEV	RUS	DMC	YAMAHA	17	30:03.540	+28.931 133.5	9	1:44.005	136.1
6	4 Pablo N. ECHEVERRY ISAZA	COL	H43 TEAM NOBBY TALASUR-BLUMAQ	KAWASAKI	17	30:05.559	+30.950 133.3	8	1:44.870	135.0
7	49 Alex PEREZ VIADEL	ESP	MDR ISARQ	YAMAHA	17	30:14.799	+40.190 132.6	7	1:43.942	136.2
8	90 Jassim AL THANI	QAT	QMMF RACING TEAM	YAMAHA	17	30:57.071	+1'22.462 129.6	4	1:46.869	132.5
No clasificados										
61	Aleksei IVANOV	RUS	DMC	YAMAHA	12	21:13.801	5 Vlts.	8	1:44.211	135.9
81	Felix NASSI	FIN	RAM RACING YAMAHA	YAMAHA	11	19:29.410	6 Vlts.	4	1:44.767	135.1
97	Laurence EDGELEY	GBR	TEAM EDGE RST RACING	YAMAHA	9	17:18.792	8 Vlts.	3	1:46.544	132.9
86	Rayad Ibrahim AL-EMADI	QAT	MDR ISARQ	YAMAHA	8	14:54.113	9 Vlts.	7	1:49.971	128.8
No salidos										
66	Olga SHATERNIKOVA	RUS	DMC	YAMAHA			17 Vlts.			
Supersport										
1	99 Oscar GUTIERREZ IGLESIAS	ESP	ANDOTRANS TEAM TORRENTÓ	YAMAHA	17	29:07.052	137.8	17	1:42.037	138.8
2	77 Miquel PONS PAYERAS	ESP	H43 TEAM NOBBY TALASUR-BLUMAQ	YAMAHA	17	29:07.333	+0.281 137.8	2	1:41.953	138.9
3	6 Maria HERRERA MUÑOZ	ESP	SP PASTRANA RACING TEAM	YAMAHA	17	29:12.006	+4.954 137.4	4	1:42.359	138.3
4	39 Borja QUERO MARTINEZ	ESP	DR7 PLADISER BQ39	YAMAHA	17	29:19.174	+12.122 136.8	8	1:42.698	137.9
5	10 David SANCHIS MARTINEZ	ESP	MAXIGASS PIT-LINE RACING	YAMAHA	17	29:26.418	+19.366 136.3	8	1:42.600	138.0
6	9 Vertti TAKALA	FIN	HUJAKKO RACING	YAMAHA	17	29:29.382	+22.330 136.0	11	1:42.983	137.5
7	38 Mika PEREZ ALMIÑANA	ESP	TACK KAWASAKI	KAWASAKI	17	29:29.750	+22.698 136.0	4	1:43.059	137.4
8	8 Abdulla AL QUBAISI	QAT	QMMF RACING TEAM	YAMAHA	17	29:34.745	+27.693 135.6	2	1:42.919	137.6
9	57 Kenny KOSKINEN	FIN	KALLIO RACING JUNIOR TEAM	YAMAHA	17	29:35.356	+28.304 135.6	6	1:43.387	136.9
10	36 Sander KROEZE	NED	ANDOTRANS TEAM TORRENTÓ	YAMAHA	17	29:36.098	+29.046 135.5	10	1:43.498	136.8
11	23 Loic ARBEL	FRA	EMPERADOR RACING TEAM	YAMAHA	17	29:36.737	+29.685 135.5	6	1:43.593	136.7
12	48 Joan DIAZ CORBELLA	ESP	DCR RACING TEAM	YAMAHA	17	29:48.440	+41.388 134.6	7	1:43.573	136.7
13	95 Mashel AL-NAIMI	QAT	QMMF RACING TEAM	YAMAHA	17	29:54.740	+47.688 134.1	3	1:43.929	136.2
14	55 Alex TOLEDO ROMERO	ESP	BCD MS RACING	YAMAHA	17	29:54.815	+47.763 134.1	3	1:44.287	135.8
15	12 Alejandro RUIZ CARRANZA	ESP	EMPERADOR RACING TEAM	YAMAHA	17	30:00.451	+53.399 133.7	7	1:43.063	137.4
16	13 Alessandro BARTHELD	GER	AB13 RACING	YAMAHA	17	30:05.412	+58.360 133.3	8	1:44.896	135.0
17	64 Davide FABBRI	ITA	H43 TEAM NOBBY TALASUR-BLUMAQ	YAMAHA	17	30:05.689	+58.637 133.3	9	1:44.770	135.1
18	20 Danny RAAVAD	DEN	RAAVADRACING	YAMAHA	17	30:09.331	+1'02.279 133.0	16	1:45.146	134.7
No clasificados										
41	Alex BORNER PAMIES	GER	XCTECH	YAMAHA	4	7:17.933	13 Vlts.	3	1:44.402	135.6

#12 Por incumplimiento de Long Lap Penalty sancion de 24 Seg

Hora de publicación:

Estado de pista: **SECO**

Director de Carrera:	Jefe de Cronometraje:



Supersport
CTO DE ESPAÑA CETELEM DE SUPERBIKE

Carrera

Planing

Nº	Pos	Parrilla	Vit.																
			1	2	3	4	5	6	7	8	9	10	11	12	13	14	15	16	17
77	1	77	99	77	77	77	77	77	99	99	99	99	77	99	77	99	99	99	99
99	2	99	77	99	99	99	99	99	77	77	77	77	99	77	99	77	77	77	77
12	3	12	6	6	6	6	6	6	6	6	6	6	6	6	6	6	6	6	6
23	4	23	39	39	39	39	39	39	39	39	39	39	39	39	39	39	39	39	39
39	5	39	12	8	8	38	38	38	38	10	10	10	10	10	10	10	10	10	10
6	6	6	8	12	38	8	8	8	10	38	38	38	38	38	38	38	38	38	9
10	7	10	38	38	23	10	10	10	8	8	8	8	8	8	8	8	8	9	38
71	8	71	23	23	10	23	23	23	12	23	9	9	9	9	9	9	9	8	71
38	9	38	10	10	12	12	12	12	71	23	12	12	12	71	71	71	71	71	8
96	10	96	71	71	36	36	36	12	71	71	71	12	23	23	23	57	57	57	57
36	11	36	16	36	71	71	71	36	36	9	23	23	23	12	57	57	23	23	88
41	12	41	36	16	16	16	16	57	57	57	57	57	57	88	88	88	88	36	36
95	13	95	41	88	57	57	57	88	9	36	88	88	88	88	36	36	36	36	12
88	14	88	88	57	88	88	88	9	88	88	36	36	36	36	12	12	12	12	23
16	15	16	57	55	55	9	9	16	16	16	48	48	48	96	96	96	96	96	96
8	16	8	55	96	9	55	55	55	48	48	16	96	96	48	48	48	16	16	16
9	17	9	96	9	96	96	96	96	96	96	16	16	16	16	16	16	48	48	48
48	18	48	48	81	95	95	48	48	55	55	55	55	55	55	55	55	55	55	95
55	19	55	81	95	48	48	95	95	95	95	95	95	95	95	95	95	95	95	55
81	20	81	9	48	81	81	81	81	81	81	4	4	4	53	53	53	53	53	53
49	21	49	4	4	4	4	4	4	4	4	81	49	49	4	4	13	13	13	13
53	22	53	95	64	64	64	64	49	49	49	49	49	81	61	13	13	64	64	4
57	23	57	64	13	13	49	49	13	13	13	13	13	61	53	49	64	4	4	64
4	24	4	13	49	49	13	13	64	64	64	61	13	13	64	20	20	20	20	20
64	25	64	49	20	61	61	61	61	61	61	61	64	64	64	20	49	49	49	49
13	26	13	61	61	20	20	20	53	53	53	53	53	53	20	90	90	90	90	90
97	27	97	20	97	97	53	53	20	20	20	20	20	20	90					
20	28	20	97	53	53	41	97	90	90	90	90	90	90						
61	29	61	53	90	41	97	90	97	86	86	97								
90	30	90	90	41	90	90	86	86	97										
86	31	86	86	86	86														
66	32	66																	



Supersport
CTO DE ESPAÑA CETELEM DE SUPERBIKE
Carrera

Secuencia de vueltas rápidas

T. Sesión	Nº Piloto	Equipo	Moto	Clase	Tiempo	Km/h	Vlt.
3:30.257	77 Miquel PONS PAYERAS	H43 TEAM NOBBY TALASU-BLUMAQ	YAMAHA	Superspor	1:41.953	138.9	2



Supersport

CTO DE ESPAÑA CETELEM DE SUPERBIKE

Carrera

Mejores tiempos de sector

Sector 1			Sector 2			Sector 3			Pos	Nº Piloto	Vuelta Ideal	Mejor Vuelta
Pos	Nº Piloto	Tiempo	Nº Piloto	Tiempo	Nº Piloto	Tiempo	Pos	Nº Piloto				
1	12 A.RUIZ CARRANZA	27.100	77 M.PONS PAYERAS	36.608	77 M.PONS PAYERAS	37.904	1	77 M.PONS PAYERAS	1:41.640	1:41.953	(1)	
2	99 O.GUTIERREZ IGLESIAS	27.119	99 O.GUTIERREZ IGLESIAS	36.740	6 M.HERRERA MUÑOZ	38.079	2	99 O.GUTIERREZ IGLESIAS	1:41.957	1:42.037	(2)	
3	77 M.PONS PAYERAS	27.128	8 A.AL QUBAISI	36.939	99 O.GUTIERREZ IGLESIAS	38.098	3	6 M.HERRERA MUÑOZ	1:42.170	1:42.359	(3)	
4	6 M.HERRERA MUÑOZ	27.149	6 M.HERRERA MUÑOZ	36.942	39 B.QUERO MARTINEZ	38.238	4	9 V.TAKALA	1:42.473	1:42.983	(7)	
5	9 V.TAKALA	27.157	9 V.TAKALA	36.965	8 A.AL QUBAISI	38.239	5	10 D.SANCHIS MARTINEZ	1:42.600	1:42.600	(4)	
6	39 B.QUERO MARTINEZ	27.265	38 M.PEREZ ALMIÑANA	36.986	16 J.PALAO MUÑOZ	38.252	6	39 B.QUERO MARTINEZ	1:42.615	1:42.698	(5)	
7	10 D.SANCHIS MARTINEZ	27.297	10 D.SANCHIS MARTINEZ	37.031	10 D.SANCHIS MARTINEZ	38.272	7	8 A.AL QUBAISI	1:42.725	1:42.919	(6)	
8	88 A.ZETTI	27.355	39 B.QUERO MARTINEZ	37.112	38 M.PEREZ ALMIÑANA	38.300	8	38 M.PEREZ ALMIÑANA	1:42.789	1:43.059	(8)	
9	57 K.KOSKINEN	27.377	88 A.ZETTI	37.165	9 V.TAKALA	38.351	9	12 A.RUIZ CARRANZA	1:42.923	1:43.063	(9)	
10	36 S.KROEZE	27.443	36 S.KROEZE	37.225	57 K.KOSKINEN	38.412	10	88 A.ZETTI	1:42.965	1:43.394	(11)	
11	71 F.CASAS PENDON	27.500	23 L.ARBEL	37.236	48 J.DIAZ CORBELLA	38.426	11	57 K.KOSKINEN	1:43.154	1:43.387	(10)	
12	38 M.PEREZ ALMIÑANA	27.503	71 F.CASAS PENDON	37.276	71 F.CASAS PENDON	38.438	12	36 S.KROEZE	1:43.154	1:43.498	(13)	
13	23 L.ARBEL	27.521	12 A.RUIZ CARRANZA	37.337	88 A.ZETTI	38.445	13	71 F.CASAS PENDON	1:43.214	1:43.443	(12)	
14	8 A.AL QUBAISI	27.547	57 K.KOSKINEN	37.365	12 A.RUIZ CARRANZA	38.486	14	23 L.ARBEL	1:43.259	1:43.593	(15)	
15	41 A.BORNER PAMIES	27.571	48 J.DIAZ CORBELLA	37.378	36 S.KROEZE	38.486	15	48 J.DIAZ CORBELLA	1:43.382	1:43.573	(14)	
16	48 J.DIAZ CORBELLA	27.578	96 P.MORALES AIBAR	37.422	23 L.ARBEL	38.502	16	96 P.MORALES AIBAR	1:43.530	1:43.721	(16)	
17	96 P.MORALES AIBAR	27.586	53 A.VASILEV	37.465	61 A.IVANOV	38.503	17	16 J.PALAO MUÑOZ	1:43.552	1:43.809	(17)	
18	95 M.AL-NAIMI	27.625	49 A.PEREZ VIADEL	37.467	96 P.MORALES AIBAR	38.522	18	95 M.AL-NAIMI	1:43.881	1:43.929	(18)	
19	55 A.TOLED ROMERO	27.650	16 J.PALAO MUÑOZ	37.616	95 M.AL-NAIMI	38.602	19	49 A.PEREZ VIADEL	1:43.942	1:43.942	(19)	
20	16 J.PALAO MUÑOZ	27.684	95 M.AL-NAIMI	37.654	53 A.VASILEV	38.608	20	53 A.VASILEV	1:43.969	1:44.005	(20)	
21	49 A.PEREZ VIADEL	27.736	61 A.IVANOV	37.675	55 A.TOLED ROMERO	38.714	21	61 A.IVANOV	1:43.980	1:44.211	(21)	
22	61 A.IVANOV	27.802	4 P.ECHEVERRY ISAZA	37.683	64 D.FABBRI	38.722	22	41 A.BORNER PAMIES	1:44.068	1:44.402	(23)	
23	53 A.VASILEV	27.896	55 A.TOLED ROMERO	37.724	49 A.PEREZ VIADEL	38.739	23	55 A.TOLED ROMERO	1:44.088	1:44.287	(22)	
24	20 D.RAAVAD	27.917	13 A.BARTHELD	37.738	41 A.BORNER PAMIES	38.753	24	4 P.ECHEVERRY ISAZA	1:44.488	1:44.870	(26)	
25	81 F.NASSI	27.937	41 A.BORNER PAMIES	37.744	4 P.ECHEVERRY ISAZA	38.780	25	81 F.NASSI	1:44.689	1:44.767	(24)	
26	64 D.FABBRI	28.003	81 F.NASSI	37.945	81 F.NASSI	38.807	26	13 A.BARTHELD	1:44.704	1:44.896	(27)	
27	4 P.ECHEVERRY ISAZA	28.025	64 D.FABBRI	38.012	13 A.BARTHELD	38.825	27	64 D.FABBRI	1:44.737	1:44.770	(25)	
28	13 A.BARTHELD	28.141	20 D.RAAVAD	38.025	20 D.RAAVAD	39.017	28	20 D.RAAVAD	1:44.959	1:45.146	(28)	
29	97 L.EDGELEY	28.442	97 L.EDGELEY	38.416	97 L.EDGELEY	39.465	29	97 L.EDGELEY	1:46.323	1:46.544	(29)	
30	90 J.AL THANI	28.732	90 J.AL THANI	38.515	90 J.AL THANI	39.467	30	90 J.AL THANI	1:46.714	1:46.869	(30)	
31	86 R.AL-EMADI	29.635	86 R.AL-EMADI	39.614	86 R.AL-EMADI	40.455	31	86 R.AL-EMADI	1:49.704	1:49.971	(31)	



Supersport

CTO DE ESPAÑA CETELEM DE SUPERBIKE

Carrera

Tiempos por vuelta

Piloto Doblado

Nº	Tiempo	Dif.	Nº	Tiempo	Dif.	Nº	Tiempo	Dif.	Nº	Tiempo	Dif.	Nº	Tiempo	Dif.				
Vlt. 1																		
99	1:48.258	0.000	64	1:45.423	10.361	71	1:43.443	7.965	77	1:42.131		61	1:44.369	28.499				
77	1:48.304	0.046	13	1:45.720	11.066	16	1:43.809	8.586	99	1:42.313	0.850	53	1:44.313	29.045				
6	1:48.875	0.617	49	1:45.508	11.226	57	1:43.825	9.621	6	1:42.592	2.009	20	1:45.478	31.802				
39	1:49.543	1.285	20	1:46.234	13.935	88	1:43.394	9.937	39	1:42.793	5.149	90	1:48.605	41.995				
12	1:49.814	1.556	61	1:46.499	14.057	9	1:43.341	11.181	38	1:43.353	8.942	86	1:49.971	1:01.247				
8	1:50.519	2.261	97	1:47.215	14.980	55	1:44.426	11.470	8	1:43.351	9.014	97	2:32.229	1:25.647				
38	1:50.529	2.271	53	1:47.351	15.363	96	1:44.112	12.392	10	1:42.900	9.788							
23	1:50.609	2.351	90	1:47.275	15.940	95	1:44.388	12.883	23	1:43.593	11.052	Vlt. 8						
10	1:50.903	2.645	41	1:55.625	17.664	48	1:44.119	13.109	71	1:43.684	11.611	99	1:42.365					
71	1:51.413	3.155	86	1:51.703	21.375	81	1:44.767	14.521	12	1:43.984	11.752	77	1:42.118	0.112				
16	1:51.437	3.179	Vlt. 3			4	1:45.609	16.249	36	1:44.201	12.081	6	1:43.547	2.474				
36	1:51.961	3.703	77	1:42.388		64	1:45.788	16.565	57	1:43.387	12.568	39	1:42.698	5.159				
41	1:52.296	4.038	99	1:42.258	0.361	49	1:45.231	17.131	88	1:43.655	13.154	10	1:42.600	9.630				
88	1:52.500	4.242	6	1:42.419	1.132	13	1:46.057	17.601	9	1:43.224	13.328	38	1:43.273	10.191				
57	1:52.701	4.443	39	1:43.044	2.778	61	1:45.781	21.167	16	1:45.870	14.339	8	1:43.002	10.414				
55	1:53.085	4.827	8	1:44.100	4.893	20	1:46.130	21.672	55	1:44.570	16.394	23	1:43.715	12.960				
96	1:53.552	5.294	38	1:44.392	5.357	53	1:45.338	22.060	96	1:44.468	16.687	12	1:43.839	12.988				
48	1:53.773	5.515	23	1:43.899	5.596	41	1:45.610	22.778	48	1:43.821	16.728	71	1:43.722	13.231				
81	1:54.125	5.867	10	1:44.024	5.894	97	1:47.990	24.616	95	1:44.604	18.082	9	1:43.070	13.822				
9	1:54.309	6.051	12	1:45.687	6.539	90	1:46.869	25.097	81	1:46.585	21.956	57	1:44.026	14.351				
4	1:54.776	6.518	36	1:43.686	6.672	86	1:50.661	37.918	4	1:45.195	22.987	36	1:44.771	14.887				
95	1:54.779	6.521	71	1:44.462	7.032	Vlt. 5			49	1:46.100	24.261	88	1:43.563	14.986				
64	1:55.195	6.937	16	1:44.019	7.287	77	1:41.979		13	1:45.446	24.348	16	1:44.597	18.145				
13	1:55.603	7.345	57	1:43.479	8.306	99	1:42.378	0.668	64	1:46.799	24.857	48	1:43.690	18.325				
49	1:55.975	7.717	88	1:44.357	9.053	6	1:42.546	1.548	61	1:44.695	27.431	96	1:43.721	19.147				
61	1:57.815	9.557	55	1:44.287	9.554	39	1:43.051	4.487	53	1:44.470	28.033	55	1:44.719	20.539				
20	1:57.958	9.700	9	1:43.999	10.350	38	1:43.793	7.720	20	1:46.080	29.625	95	1:44.486	21.440				
97	1:58.022	9.764	96	1:45.009	10.790	8	1:43.487	7.794	90	1:47.738	36.691	81	1:45.514	26.963				
53	1:58.269	10.011	95	1:43.929	11.005	10	1:43.835	9.019	97	1:48.094	36.719	4	1:44.870	27.212				
90	1:58.922	10.664	48	1:44.210	11.500	23	1:44.405	9.590	86	1:50.695	54.577	49	1:44.765	27.302				
86	1:59.929	11.671	81	1:45.241	12.264	12	1:44.493	9.899	Vlt. 7			13	1:44.896	28.928				
Vlt. 2			4	1:45.249	13.150	36	1:44.249	10.011	99	1:42.451		64	1:44.977	29.571				
77	1:41.953		64	1:45.314	13.287	71	1:44.072	10.058	77	1:43.660	0.359	61	1:44.211	30.345				
99	1:42.490	0.491	13	1:45.376	14.054	16	1:43.993	10.600	6	1:42.584	1.292	53	1:44.510	31.190				
6	1:42.483	1.101	49	1:45.572	14.410	57	1:43.670	11.312	39	1:42.978	4.826	20	1:45.200	34.637				
39	1:42.836	2.122	61	1:46.227	17.896	88	1:43.672	11.630	38	1:43.642	9.283	90	1:48.243	47.873				
8	1:42.919	3.181	20	1:46.505	18.052	9	1:43.033	12.235	10	1:42.908	9.395	86	1:50.300	1:09.182				
12	1:43.683	3.240	97	1:46.544	19.136	55	1:44.464	13.955	8	1:44.064	9.777	97	1:51.270	1:34.552				
38	1:43.081	3.353	53	1:46.257	19.232	96	1:43.937	14.350	12	1:43.063	11.514							
23	1:43.733	4.085	41	1:44.402	19.678	48	1:43.908	15.038	23	1:43.859	11.610	Vlt. 9						
10	1:43.612	4.258	90	1:47.186	20.738	95	1:44.705	15.609	71	1:43.564	11.874	99	1:42.501					
71	1:43.802	4.958	86	1:50.780	29.767	81	1:44.960	17.502	36	1:43.701	12.481	77	1:42.478	0.089				
36	1:43.670	5.374	Vlt. 4			4	1:45.653	19.923	57	1:43.423	12.690	6	1:42.588	2.561				
16	1:44.476	5.656	77	1:42.510		64	1:45.603	20.189	9	1:43.090	13.117	39	1:42.820	5.478				
88	1:44.841	7.084	99	1:42.418	0.269	49	1:45.140	20.292	88	1:43.935	13.788	10	1:43.008	10.137				
57	1:44.771	7.215	6	1:42.359	0.981	13	1:45.411	21.033	16	1:44.875	15.913	38	1:43.218	10.908				
55	1:44.827	7.655	39	1:43.147	3.415	61	1:45.679	24.867	48	1:43.573	17.000	8	1:43.095	11.008				
96	1:44.874	8.169	38	1:43.059	5.906	20	1:45.983	25.676	96	1:44.405	17.791	9	1:43.084	14.405				
9	1:44.687	8.739	8	1:43.903	6.286	53	1:45.613	25.694	55	1:45.092	18.185	12	1:44.341	14.828				
81	1:45.543	9.411	10	1:43.779	7.163	97	1:48.119	30.756	95	1:44.538	19.319	71	1:44.329	15.059				
95	1:44.942	9.464	23	1:44.078	7.164	90	1:47.966	31.084	81	1:45.159	23.814	23	1:44.844	15.303				
48	1:46.162	9.678	12	1:43.356	7.385	86	1:50.074	46.013	4	1:45.021	24.707	57	1:43.562	15.412				
4	1:45.770	10.289	36	1:43.579	7.741	Vlt. 6			49	1:43.942	24.902	88	1:43.694	16.179				
													13	1:45.350	26.397	36	1:44.366	16.752
													64	1:45.403	26.959	48	1:44.578	20.402



Supersport

CTO DE ESPAÑA CETELEM DE SUPERBIKE

Carrera

Tiempos por vuelta

Piloto Doblado

Nº	Tiempo	Dif.	Nº	Tiempo	Dif.	Nº	Tiempo	Dif.	Nº	Tiempo	Dif.	Nº	Tiempo	Dif.
16	1:45.023	20.667	12	1:44.075	17.966	38	1:43.955	15.097	10	1:43.722	16.538	39	1:43.835	12.122
96	1:44.175	20.821	23	1:43.799	18.055	8	1:43.839	15.250	38	1:43.999	17.323	10	1:43.482	19.366
55	1:44.825	22.863	57	1:43.736	18.182	9	1:43.253	17.638	8	1:43.959	17.325	9	1:44.148	22.330
95	1:44.460	23.399	88	1:43.746	18.571	71	1:43.975	20.876	9	1:43.843	19.154	38	1:44.919	22.698
81	1:45.309	29.771	36	1:43.647	18.964	23	1:43.934	21.148	71	1:44.060	23.208	71	1:44.289	27.557
4	1:45.217	29.928	48	1:44.758	24.552	57	1:43.535	21.148	57	1:44.008	23.843	8	1:49.020	27.693
49	1:45.552	30.353	96	1:44.646	24.703	88	1:43.534	21.527	23	1:44.392	24.204	57	1:44.359	28.304
13	1:45.200	31.627	16	1:44.480	25.291	36	1:43.735	22.070	88	1:44.202	24.375	88	1:44.151	28.590
64	1:44.770	31.840	55	1:45.171	28.138	12	1:44.856	22.390	36	1:44.173	24.615	36	1:44.274	29.046
61	1:44.558	32.402	95	1:45.365	28.535	96	1:43.884	27.472	12	1:43.860	25.013	12	1:44.621	29.399
53	1:44.005	32.694	4	1:45.673	35.794	48	1:44.570	29.023	96	1:43.971	30.046	23	1:45.267	29.685
20	1:45.163	37.299	49	1:45.201	36.180	16	1:44.553	29.201	16	1:45.229	33.858	96	1:44.859	34.556
90	1:49.894	55.266	81	1:46.208	37.045	55	1:45.720	34.480	48	1:45.784	34.262	16	1:44.978	39.441
Vlt. 10			61	1:44.997	37.112	95	1:46.075	35.138	55	1:45.801	40.771	48	1:45.907	41.388
99	1:42.260		13	1:45.365	37.458	53	1:45.495	43.453	95	1:45.826	41.168	95	1:45.301	47.688
77	1:42.424	0.253	64	1:45.306	37.956	4	1:48.382	44.601	53	1:45.559	49.248	55	1:45.629	47.763
6	1:42.638	2.939	53	1:45.177	37.994	13	1:45.685	44.710	13	1:45.732	51.023	53	1:45.793	56.488
39	1:42.860	6.078	20	1:45.454	43.298	49	1:48.668	45.086	64	1:45.484	51.297	13	1:45.902	58.360
97	1:59.309	1 Vlt.	90	1:48.688	1:11.182	64	1:45.678	45.283	4	1:46.574	51.801	4	1:45.479	58.507
10	1:43.394	11.271	Vlt. 12			20	1:45.750	50.099	20	1:45.809	55.865	64	1:45.893	58.637
38	1:43.185	11.833	99	1:42.275		90	1:48.986	1:24.218	49	1:46.182	57.850	20	1:45.460	1:02.279
8	1:43.797	12.545	77	1:42.463	0.181	Vlt. 14			90	1:47.904	1:34.699	49	1:46.892	1:07.747
9	1:43.622	15.767	6	1:42.554	3.113	99	1:43.135		Vlt. 16			90	1:51.686	1:50.019
12	1:43.996	16.564	39	1:42.976	6.827	77	1:43.335	0.166	99	1:42.155				
71	1:43.834	16.633	10	1:43.587	13.371	6	1:42.640	2.793	77	1:42.255	0.171			
23	1:43.886	16.929	38	1:43.482	13.800	39	1:43.434	7.727	6	1:42.813	3.833			
57	1:43.967	17.119	8	1:43.176	14.069	10	1:43.698	15.202	39	1:43.596	10.324			
88	1:43.579	17.498	9	1:43.248	17.043	38	1:43.782	15.710	10	1:43.538	17.921			
36	1:43.498	17.990	71	1:43.958	19.559	8	1:43.671	15.752	38	1:44.648	19.816			
48	1:44.325	22.467	23	1:44.099	19.872	9	1:43.228	17.697	9	1:43.220	20.219			
96	1:44.169	22.730	12	1:44.508	20.192	71	1:43.827	21.534	8	1:45.540	20.710			
16	1:45.077	23.484	57	1:44.371	20.271	23	1:44.219	22.198	71	1:44.252	25.305			
55	1:45.037	25.640	88	1:44.362	20.651	57	1:44.242	22.221	57	1:44.294	25.982			
95	1:44.704	25.843	36	1:44.311	20.993	88	1:44.201	22.559	23	1:44.406	26.455			
4	1:45.126	32.794	96	1:43.825	26.246	36	1:43.927	22.828	88	1:44.256	26.476			
81	1:45.999	33.510	48	1:44.841	27.111	12	1:44.318	23.539	36	1:44.349	26.809			
49	1:45.559	33.652	16	1:44.297	27.306	96	1:44.158	28.461	12	1:43.957	26.815			
13	1:45.399	34.766	55	1:45.562	31.418	48	1:45.010	30.864	96	1:43.843	31.734			
61	1:44.646	34.788	95	1:45.468	31.721	16	1:44.983	31.015	16	1:44.797	36.500			
64	1:45.743	35.323	4	1:45.365	38.877	55	1:46.045	37.356	48	1:45.411	37.518			
53	1:45.056	35.490	49	1:45.178	39.076	95	1:45.759	37.728	55	1:45.555	44.171			
20	1:45.478	40.517	61	1:44.324	39.154	53	1:45.791	46.075	95	1:45.411	44.424			
90	1:52.161	1:05.167	53	1:44.904	40.616	4	1:46.181	47.613	53	1:45.639	52.732			
Vlt. 11			13	1:46.507	41.683	13	1:46.136	47.677	13	1:45.627	54.495			
77	1:42.420		64	1:46.589	42.263	64	1:46.085	48.199	64	1:45.639	54.781			
99	1:42.680	0.007	20	1:45.991	47.007	20	1:45.512	52.442	4	1:45.419	55.065			
6	1:42.575	2.841	90	1:48.990	1:17.890	49	1:52.137	54.054	20	1:45.146	58.856			
39	1:42.728	6.133	Vlt. 13			90	1:48.132	1:29.181	49	1:47.197	1:02.892			
10	1:43.468	12.066	77	1:42.477		Vlt. 15			90	1:47.826	1:40.370			
38	1:43.440	12.600	99	1:42.692	0.034	99	1:42.386		Vlt. 17					
8	1:43.303	13.175	6	1:42.867	3.322	77	1:42.291	0.071	99	1:42.037				
9	1:42.983	16.077	39	1:43.293	7.462	6	1:42.768	3.175	77	1:42.147	0.281			
71	1:43.923	17.883	10	1:43.960	14.673	39	1:43.542	8.883	6	1:43.158	4.954			



Supersport

CTO DE ESPAÑA CETELEM DE SUPERBIKE

Carrera

Vuelta a vuelta

— Vuelta invalidada

■ Mejor Personal

■ Mejor de la sesión

■ Cruzando la línea de meta por el pit lane

Vlt.	Tiempo	Sector 1	Sector 2	Sector 3	V.Max	T. Sesión	Vlt.	Tiempo	Sector 1	Sector 2	Sector 3	V.Max	T. Sesión
4	Pablo N. ECHEVERRY ISAZA					COL	15	1:43.959	27.994	37.554	38.411	238.9	26:00.185
	H43 TEAM NOBBY TALASUR-BLUM/					KAWASAKI	16	1:45.540	29.189	37.706	38.645	242.2	27:45.725
							17	1:49.020	33.023	37.645	38.352	237.9	29:34.745
1	1:54.776	36.427	38.884	39.465	210.9	1:54.776							
2	1:45.770	28.334	37.971	39.465	241.6	3:40.546							
3	1:45.249	28.252	37.986	39.011	242.7	5:25.795							
4	1:45.609	28.306	38.260	39.043	239.5	7:11.404							
5	1:45.653	28.414	38.217	39.022	237.9	8:57.057							
6	1:45.195	28.426	37.866	38.903	238.4	10:42.252							
7	1:45.021	28.292	37.820	38.909	238.4	12:27.273							
8	1:44.870	28.053	37.683	39.134	240.5	14:12.143							
9	1:45.217	28.025	38.120	39.072	243.2	15:57.360							
10	1:45.126	28.261	37.958	38.907	244.9	17:42.486							
11	1:45.673	28.198	38.299	39.176	236.8	19:28.159							
12	1:45.365	28.446	38.008	38.911	234.3	21:13.524							
13	1:48.382	28.392	40.488	39.502	235.8	23:01.906							
14	1:46.181	28.508	38.406	39.267	233.3	24:48.087							
15	1:46.574	29.062	38.183	39.329	234.3	26:34.661							
16	1:45.419	28.618	38.021	38.780	241.1	28:20.080							
17	1:45.479	28.441	38.152	38.886	243.2	30:05.559							
6	Maria HERRERA MUÑOZ					ESP							
	SP PASTRANA RACING TEAM					YAMAHA							
1	1:48.875	33.145	37.372	38.358	204.2	1:48.875							
2	1:42.483	27.331	37.073	38.079	246.0	3:31.358							
3	1:42.419	27.305	36.942	38.172	245.5	5:13.777							
4	1:42.359	27.176	37.043	38.140	244.9	6:56.136							
5	1:42.546	27.164	37.152	38.230	246.0	8:38.682							
6	1:42.592	27.184	37.204	38.204	244.9	10:21.274							
7	1:42.584	27.194	37.288	38.102	244.3	12:03.858							
8	1:43.547	28.056	37.269	38.222	246.0	13:47.405							
9	1:42.588	27.212	37.193	38.183	246.0	15:29.993							
10	1:42.638	27.149	37.263	38.226	244.9	17:12.631							
11	1:42.575	27.219	37.198	38.158	244.9	18:55.206							
12	1:42.554	27.234	37.170	38.150	244.3	20:37.760							
13	1:42.867	27.224	37.296	38.347	244.9	22:20.627							
14	1:42.640	27.177	37.188	38.275	243.8	24:03.267							
15	1:42.768	27.239	37.302	38.227	243.8	25:46.035							
16	1:42.813	27.208	37.373	38.232	244.3	27:28.848							
17	1:43.158	27.371	37.393	38.394	244.3	29:12.006							
8	Abdulla AL QUBAISI					QAT							
	QMMF RACING TEAM					YAMAHA							
1	1:50.519	34.380	37.618	38.521	213.9	1:50.519							
2	1:42.919	27.567	36.939	38.413	250.6	3:33.438							
3	1:44.100	28.115	37.279	38.706	247.7	5:17.538							
4	1:43.903	27.668	37.693	38.542	241.1	7:01.441							
5	1:43.487	27.915	37.228	38.344	244.3	8:44.928							
6	1:43.351	27.903	37.209	38.239	234.8	10:28.279							
7	1:44.064	27.912	37.879	38.273	242.2	12:12.343							
8	1:43.002	27.547	37.130	38.325	245.5	13:55.345							
9	1:43.095	27.594	37.017	38.484	247.1	15:38.440							
10	1:43.797	28.027	37.438	38.332	235.8	17:22.237							
11	1:43.303	27.565	37.493	38.245	244.9	19:05.540							
12	1:43.176	27.619	37.248	38.309	247.1	20:48.716							
13	1:43.839	27.820	37.467	38.552	245.5	22:32.555							
14	1:43.671	27.668	37.624	38.379	246.6	24:16.226							
9	Vertti TAKALA					FIN							
	HUJAKKO RACING					YAMAHA							
1	1:54.309	36.084	38.806	39.419	209.7	1:54.309							
2	1:44.687	27.780	37.582	39.325	248.3	3:38.996							
3	1:43.999	27.467	37.726	38.806	250.0	5:22.995							
4	1:43.341	27.458	37.180	38.703	247.1	7:06.336							
5	1:43.033	27.306	37.345	38.382	247.7	8:49.369							
6	1:43.224	27.157	37.389	38.678	248.3	10:32.593							
7	1:43.090	27.723	36.965	38.402	251.2	12:15.683							
8	1:43.070	27.439	37.149	38.482	249.4	13:58.753							
9	1:43.084	27.265	37.284	38.535	250.6	15:41.837							
10	1:43.622	27.870	37.262	38.490	247.1	17:25.459							
11	1:42.983	27.247	37.179	38.557	246.0	19:08.442							
12	1:43.248	27.345	37.311	38.592	246.0	20:51.690							
13	1:43.253	27.366	37.271	38.616	244.9	22:34.943							
14	1:43.228	27.294	37.326	38.608	245.5	24:18.171							
15	1:43.843	27.321	37.421	39.101	245.5	26:02.014							
16	1:43.220	27.478	37.391	38.351	243.2	27:45.234							
17	1:44.148	27.930	37.518	38.700	246.6	29:29.382							
10	David SANCHIS MARTINEZ					ESP							
	MAXIGASS PIT-LINE RACING					YAMAHA							
1	1:50.903	34.493	37.799	38.611	203.4	1:50.903							
2	1:43.612	27.836	37.363	38.413	247.7	3:34.515							
3	1:44.024	27.747	37.589	38.688	246.0	5:18.539							
4	1:43.779	27.680	37.258	38.841	245.5	7:02.318							
5	1:43.835	28.237	37.144	38.454	227.8	8:46.153							
6	1:42.900	27.404	37.215	38.281	243.2	10:29.053							
7	1:42.908	27.423	37.203	38.282	243.2	12:11.961							
8	1:42.600	27.297	37.031	38.272	247.7	13:54.561							
9	1:43.008	27.404	37.052	38.552	243.2	15:37.569							
10	1:43.394	27.631	37.190	38.573	241.1	17:20.963							
11	1:43.468	27.494	37.481	38.493	243.2	19:04.431							
12	1:43.587	27.614	37.448	38.525	242.2	20:48.018							
13	1:43.960	27.675	37.812	38.473	241.1	22:31.978							
14	1:43.698	27.594	37.535	38.569	241.6	24:15.676							
15	1:43.722	27.669	37.478	38.575	240.5	25:59.398							
16	1:43.538	27.642	37.470	38.426	240.0	27:42.936							
17	1:43.482	27.534	37.394	38.554	241.1	29:26.418							
12	Alejandro RUIZ CARRANZA					ESP							
	EMPERADOR RACING TEAM					YAMAHA							
1	1:49.814	33.448	37.880	38.486	201.1	1:49.814							
2	1:43.683	27.433	37.511	38.739	248.8	3:33.497							
3	1:45.687	28.154	38.996	38.537	238.4	5:19.184							
4	1:43.356	27.255	37.555	38.546	244.9	7:02.540							
5	1:44.493	27.440	37.411	39.642	246.0	8:47.033							
6	1:43.984	27.616	37.376	38.992	249.4	10:31.017							
7	1:43.063	27.100	37.337	38.626	248.8	12:14.080							
8	1:43.839	27.393	37.919	38.527	245.5	13:57.919							
9	1:44.341	27.233	38.395	38.713	245.5	15:42.260							
10	1:43.996	27.566	37.531	38.899	247.1	17:26.256							
11	1:44.075	27.371	37.427	39.277	246.0	19:10.331							



Supersport

CTO DE ESPAÑA CETELEM DE SUPERBIKE

Carrera

Vuelta a vuelta

— Vuelta invalidada

■ Mejor Personal

■ Mejor de la sesión

■ Cruzando la línea de meta por el pit lane

Vlt.	Tiempo	Sector 1	Sector 2	Sector 3	V.Max	T. Sesión	Vlt.	Tiempo	Sector 1	Sector 2	Sector 3	V.Max	T. Sesión
12	1:44.508	27.828	37.983	38.697	244.9	20:54.839	9	1:45.163	28.046	38.025	39.092	242.7	16:04.731
13	1:44.856	27.670	38.511	38.675	250.0	22:39.695	10	1:45.478	28.048	38.262	39.168	241.6	17:50.209
14	1:44.318	27.781	37.801	38.736	250.6	24:24.013	11	1:45.454	28.059	38.294	39.101	241.1	19:35.663
15	1:43.860	27.373	37.757	38.730	246.6	26:07.873	12	1:45.991	28.135	38.311	39.545	240.0	21:21.654
16	1:43.957	27.486	37.858	38.613	246.6	27:51.830	13	1:45.750	28.056	38.398	39.296	240.5	23:07.404
17	1:44.621	28.218	37.680	38.723	247.1	29:36.451	14	1:45.512	28.007	38.228	39.277	240.5	24:52.916

13 Alessandro BARTHELD GER
AB13 RACING YAMAHA

1	1:55.603	37.177	39.171	39.255	204.2	1:55.603
2	1:45.720	28.492	38.106	39.122	237.4	3:41.323
3	1:45.376	28.453	37.919	39.004	242.7	5:26.699
4	1:46.057	28.465	38.658	38.934	240.5	7:12.756
5	1:45.411	28.302	38.196	38.913	240.0	8:58.167
6	1:45.446	28.290	38.315	38.841	241.6	10:43.613
7	1:45.350	28.511	37.970	38.869	234.3	12:28.963
8	1:44.896	28.313	37.738	38.845	240.5	14:13.859
9	1:45.200	28.141	37.984	39.075	242.7	15:59.059
10	1:45.399	28.291	38.164	38.944	241.6	17:44.458
11	1:45.365	28.481	38.059	38.825	231.8	19:29.823
12	1:46.507	28.564	38.669	39.274	242.2	21:16.330
13	1:45.685	28.331	38.030	39.324	240.5	23:02.015
14	1:46.136	28.563	38.200	39.373	242.2	24:48.151
15	1:45.732	28.601	37.977	39.154	238.9	26:33.883
16	1:45.627	28.700	37.983	38.944	239.5	28:19.510
17	1:45.902	28.872	37.971	39.059	239.5	30:05.412

16 JULIO DAVID PALAO MUÑOZ ESP
JD RACER YECLA KAWASAKI

1	1:51.437	34.769	37.993	38.675	208.1	1:51.437
2	1:44.476	27.883	38.123	38.470	235.8	3:35.913
3	1:44.019	27.910	37.616	38.493	240.0	5:19.932
4	1:43.809	27.795	37.762	38.252	237.4	7:03.741
5	1:43.993	27.684	37.766	38.543	237.4	8:47.734
6	1:45.870	27.936	38.761	39.173	237.9	10:33.604
7	1:44.875	28.025	37.757	39.093	236.3	12:18.479
8	1:44.597	27.950	37.700	38.947	236.3	14:03.076
9	1:45.023	27.930	38.228	38.865	237.4	15:48.099
10	1:45.077	28.153	38.259	38.665	236.3	17:33.176
11	1:44.480	28.093	37.866	38.521	237.4	19:17.656
12	1:44.297	27.796	37.854	38.647	235.8	21:01.953
13	1:44.553	27.912	37.998	38.643	237.4	22:46.506
14	1:44.983	27.972	38.082	38.929	236.8	24:31.489
15	1:45.229	28.157	38.026	39.046	236.3	26:16.718
16	1:44.797	27.931	37.937	38.929	237.9	28:01.515
17	1:44.978	28.085	37.946	38.947	236.8	29:46.493

20 Danny RAAVAD DEN
RAAVADRACING YAMAHA

1	1:57.958	37.764	39.649	40.545	206.9	1:57.958
2	1:46.234	28.358	38.475	39.401	243.2	3:44.192
3	1:46.505	28.831	38.363	39.311	233.3	5:30.697
4	1:46.130	28.596	38.317	39.217	240.0	7:16.827
5	1:45.983	28.220	38.496	39.267	241.6	9:02.810
6	1:46.080	28.305	38.685	39.090	233.3	10:48.890
7	1:45.478	27.917	38.300	39.261	241.6	12:34.368
8	1:45.200	27.927	38.144	39.129	240.5	14:19.568

23 Loic ARBEL FRA
EMPERADOR RACING TEAM YAMAHA

1	1:50.609	33.802	37.760	39.047	202.2	1:50.609
2	1:43.733	27.909	37.236	38.588	236.8	3:34.342
3	1:43.899	27.750	37.355	38.794	248.3	5:18.241
4	1:44.078	27.569	37.636	38.873	246.6	7:02.319
5	1:44.405	27.915	37.467	39.023	227.8	8:46.724
6	1:43.593	27.622	37.469	38.502	243.8	10:30.317
7	1:43.859	27.532	37.617	38.710	242.2	12:14.176
8	1:43.715	27.521	37.502	38.692	244.9	13:57.891
9	1:44.844	28.320	37.665	38.859	243.2	15:42.735
10	1:43.886	27.741	37.469	38.676	247.7	17:26.621
11	1:43.799	27.588	37.505	38.706	247.7	19:10.420
12	1:44.099	27.918	37.590	38.591	242.2	20:54.519
13	1:43.934	27.583	37.682	38.669	243.8	22:38.453
14	1:44.219	27.879	37.542	38.798	241.1	24:22.672
15	1:44.392	27.790	37.748	38.854	250.6	26:07.064
16	1:44.406	27.755	37.634	39.017	244.3	27:51.470
17	1:45.267	28.177	37.691	39.399	237.9	29:36.737

36 Sander KROEZE NED
ANDOTRANS TEAM TORRENTÓ YAMAHA

1	1:51.961	34.779	38.171	39.011	203.0	1:51.961
2	1:43.670	27.698	37.486	38.486	248.3	3:33.631
3	1:43.686	27.458	37.286	38.942	248.3	5:19.317
4	1:43.579	27.459	37.488	38.632	248.3	7:02.896
5	1:44.249	27.824	37.705	38.720	244.9	8:47.145
6	1:44.201	27.703	37.820	38.678	250.0	10:31.346
7	1:43.701	27.706	37.225	38.770	247.7	12:15.047
8	1:44.771	27.602	38.373	38.796	246.6	13:59.818
9	1:44.366	27.550	38.060	38.756	248.3	15:44.184
10	1:43.498	27.443	37.450	38.605	247.7	17:27.682
11	1:43.647	27.503	37.465	38.679	247.1	19:11.329
12	1:44.311	27.646	37.842	38.823	248.8	20:55.640
13	1:43.735	27.510	37.428	38.797	247.1	22:39.375
14	1:43.927	27.687	37.409	38.831	247.7	24:23.302
15	1:44.173	27.592	37.772	38.809	247.7	26:07.475
16	1:44.349	27.657	37.716	38.976	247.1	27:51.824
17	1:44.274	28.054	37.501	38.719	245.5	29:36.098

38 Mika PEREZ ALMIÑANA ESP
TACK KAWASAKI KAWASAKI

1	1:50.529	34.114	37.683	38.732	200.0	1:50.529
2	1:43.081	27.731	37.050	38.300	238.9	3:33.610
3	1:44.392	28.279	37.508	38.605	233.3	5:18.002
4	1:43.059	27.522	36.986	38.551	242.7	7:01.061
5	1:43.793	27.667	37.382	38.744	240.5	8:44.854



Supersport

CTO DE ESPAÑA CETELEM DE SUPERBIKE

Carrera

Vuelta a vuelta

— Vuelta invalidada

■ Mejor Personal

■ Mejor de la sesión

■ Cruzando la línea de meta por el pit lane

Vlt.	Tiempo	Sector 1	Sector 2	Sector 3	V.Max	T. Sesión
6	1:43.353	27.579	37.222	38.552	241.6	10:28.207
7	1:43.642	27.827	37.216	38.599	243.2	12:11.849
8	1:43.273	27.769	37.107	38.397	242.2	13:55.122
9	1:43.218	27.503	37.096	38.619	244.3	15:38.340
10	1:43.185	27.642	37.100	38.443	245.5	17:21.525
11	1:43.440	27.583	37.362	38.495	244.3	19:04.965
12	1:43.482	27.653	37.335	38.494	243.2	20:48.447
13	1:43.955	27.805	37.514	38.636	242.2	22:32.402
14	1:43.782	27.690	37.448	38.644	242.7	24:16.184
15	1:43.999	27.795	37.530	38.674	243.2	26:00.183
16	1:44.648	28.170	37.649	38.829	234.3	27:44.831
17	1:44.919	28.185	37.977	38.757	239.5	29:29.750

39	Borja QUERO MARTINEZ	ESP
	DR7 PLADISER BQ39	

1	1:49.543	33.581	37.553	38.409	199.6	1:49.543
2	1:42.836	27.265	37.186	38.385	240.5	3:32.379
3	1:43.044	27.314	37.215	38.515	245.5	5:15.423
4	1:43.147	27.404	37.314	38.429	237.9	6:58.570
5	1:43.051	27.447	37.188	38.416	239.5	8:41.621
6	1:42.793	27.337	37.198	38.258	238.9	10:24.414
7	1:42.978	27.435	37.268	38.275	242.2	12:07.392
8	1:42.698	27.346	37.112	38.240	239.5	13:50.090
9	1:42.820	27.296	37.113	38.411	240.5	15:32.910
10	1:42.860	27.391	37.150	38.319	240.5	17:15.770
11	1:42.728	27.350	37.140	38.238	240.5	18:58.498
12	1:42.976	27.441	37.221	38.314	238.4	20:41.474
13	1:43.293	27.461	37.367	38.465	238.4	22:24.767
14	1:43.434	27.461	37.367	38.606	235.8	24:08.201
15	1:43.542	27.635	37.407	38.500	237.4	25:51.743
16	1:43.596	27.613	37.379	38.604	240.0	27:35.339
17	1:43.835	27.674	37.474	38.687	237.4	29:19.174

41	Alex BORNER PAMIES	GER
	XCTECH	YAMAHA

1	1:52.296	35.030	38.082	39.184	203.8	1:52.296
2	1:55.625	27.571	48.200	39.854	248.8	3:47.921
3	1:44.402	27.905	37.744	38.753	246.6	5:32.323
4	1:45.610	28.610	37.773	39.227	237.4	7:17.933

48	Joan DIAZ CORBELLA	ESP
	DCR RACING TEAM	YAMAHA

1	1:53.773	35.894	38.726	39.153	207.3	1:53.773
2	1:46.162	27.948	37.943	40.271	238.4	3:39.935
3	1:44.210	27.970	37.553	38.687	241.1	5:24.145
4	1:44.119	27.620	37.741	38.758	244.9	7:08.264
5	1:43.908	27.848	37.501	38.559	247.7	8:52.172
6	1:43.821	27.611	37.378	38.832	243.8	10:35.993
7	1:43.573	27.632	37.515	38.426	246.0	12:19.566
8	1:43.690	27.578	37.494	38.618	243.2	14:03.256
9	1:44.578	27.982	37.462	39.134	242.7	15:47.834
10	1:44.325	27.796	37.645	38.884	241.1	17:32.159
11	1:44.758	27.896	37.752	39.110	242.7	19:16.917
12	1:44.841	28.051	37.977	38.813	240.5	21:01.758
13	1:44.570	27.820	37.820	38.930	242.7	22:46.328
14	1:45.010	27.916	38.072	39.022	240.0	24:31.338
15	1:45.784	28.098	38.527	39.159	240.5	26:17.122

16	1:45.411	28.119	38.130	39.162	243.2	28:02.533
17	1:45.907	28.160	38.303	39.444	241.6	29:48.440

49	Alex PEREZ VIADEL	ESP
	MDR ISARQ	YAMAHA

1	1:55.975	36.819	39.894	39.262	206.1	1:55.975
2	1:45.508	28.232	38.276	39.000	249.4	3:41.483
3	1:45.572	28.414	38.249	38.909	253.5	5:27.055
4	1:45.231	28.226	38.202	38.803	252.3	7:12.286
5	1:45.140	27.949	38.278	38.913	251.2	8:57.426
6	1:46.100	28.422	38.670	39.008	239.5	10:43.526
7	1:43.942	27.736	37.467	38.739	249.4	12:27.468
8	1:44.765	28.072	37.721	38.972	254.7	14:12.233
9	1:45.552	28.128	38.134	39.290	237.9	15:57.785
10	1:45.559	28.076	38.343	39.140	253.5	17:43.344
11	1:45.201	28.166	38.129	38.906	252.9	19:28.545
12	1:45.178	28.167	38.090	38.921	251.2	21:13.723
13	1:48.668	28.386	40.947	39.335	244.9	23:02.391
14	1:52.137	28.396	44.242	39.499	251.2	24:54.528
15	1:46.182	28.423	38.500	39.259	247.7	26:40.710
16	1:47.197	28.268	39.354	39.575	247.7	28:27.907
17	1:46.892	28.581	38.668	39.643	245.5	30:14.799

53	Aleksandr VASILEV	RUS
	DMC	YAMAHA

1	1:58.269	37.559	40.250	40.460	201.1	1:58.269
2	1:47.351	29.158	38.762	39.431	222.2	3:45.620
3	1:46.257	28.420	38.870	38.967	241.6	5:31.877
4	1:45.338	28.507	37.969	38.862	241.1	7:17.215
5	1:45.613	28.034	38.738	38.841	242.7	9:02.828
6	1:44.470	28.162	37.624	38.684	244.9	10:47.298
7	1:44.313	28.013	37.465	38.835	242.2	12:31.611
8	1:44.510	28.071	37.690	38.749	242.7	14:16.121
9	1:44.005	27.896	37.501	38.608	242.2	16:00.126
10	1:45.056	27.950	38.247	38.859	247.1	17:45.182
11	1:45.177	28.243	38.252	38.682	241.1	19:30.359
12	1:44.904	28.158	37.829	38.917	243.2	21:15.263
13	1:45.495	28.199	37.982	39.314	240.0	23:00.758
14	1:45.791	28.599	37.882	39.310	235.3	24:46.549
15	1:45.559	28.419	38.045	39.095	235.3	26:32.108
16	1:45.639	28.556	38.037	39.046	234.8	28:17.747
17	1:45.793	28.405	38.057	39.331	236.3	30:03.540

55	Alex TOLEDO ROMERO	ESP
	BCD MS RACING	YAMAHA

1	1:53.085	35.338	38.650	39.097	201.5	1:53.085
2	1:44.827	27.650	38.329	38.848	249.4	3:37.912
3	1:44.287	27.681	37.892	38.714	246.0	5:22.199
4	1:44.426	27.733	37.724	38.969	245.5	7:06.625
5	1:44.464	27.697	37.866	38.901	246.6	8:51.089
6	1:44.570	27.765	37.882	38.923	244.3	10:35.659
7	1:45.092	27.837	38.255	39.000	244.9	12:20.751
8	1:44.719	27.750	37.985	38.984	247.1	14:05.470
9	1:44.825	27.686	38.043	39.096	245.5	15:50.295
10	1:45.037	27.834	38.118	39.085	245.5	17:35.332
11	1:45.171	27.913	38.122	39.136	245.5	19:20.503
12	1:45.562	28.036	38.260	39.266	242.2	21:06.065



Supersport

CTO DE ESPAÑA CETELEM DE SUPERBIKE

Carrera

Vuelta a vuelta


— Vuelta invalidada

■ Mejor Personal

■ Mejor de la sesión

■ Cruzando la línea de meta por el pit lane

Vlt.	Tiempo	Sector 1	Sector 2	Sector 3	V.Max	T. Sesión	Vlt.	Tiempo	Sector 1	Sector 2	Sector 3	V.Max	T. Sesión
13	1:45.720	28.034	38.453	39.233	242.7	22:51.785	15	1:45.484	28.227	38.338	38.919	241.1	26:34.157
14	1:46.045	28.122	38.468	39.455	243.2	24:37.830	16	1:45.639	28.534	38.198	38.907	238.9	28:19.796
15	1:45.801	28.162	38.300	39.339	242.2	26:23.631	17	1:45.893	28.689	38.482	38.722	241.1	30:05.689
16	1:45.555	28.075	38.258	39.222	242.7	28:09.186	71 Ferran CASAS PENDON MDR HIKA ESP YAMAHA						
17	1:45.629	28.033	38.146	39.450	242.7	29:54.815	1	1:51.413	34.586	37.882	38.945	198.5	1:51.413
57 Kenny KOSKINEN KALLIO RACING JUNIOR TEAM FIN YAMAHA							2	1:43.802	27.853	37.511	38.438	246.6	3:35.215
1	1:52.701	35.323	38.446	38.932	223.1	1:52.701	3	1:44.462	28.079	37.868	38.515	247.1	5:19.677
2	1:44.771	27.793	38.203	38.775	252.3	3:37.472	4	1:43.443	27.540	37.341	38.562	248.8	7:03.120
3	1:43.479	27.465	37.444	38.570	252.3	5:20.951	5	1:44.072	27.814	37.276	38.982	247.7	8:47.192
4	1:43.825	27.596	37.548	38.681	245.5	7:04.776	6	1:43.684	27.799	37.398	38.487	243.8	10:30.876
5	1:43.670	27.595	37.461	38.614	246.6	8:48.446	7	1:43.564	27.500	37.425	38.639	246.6	12:14.440
6	1:43.387	27.606	37.369	38.412	247.7	10:31.833	8	1:43.722	27.656	37.480	38.586	248.3	13:58.162
7	1:43.423	27.451	37.365	38.607	248.8	12:15.256	9	1:44.329	27.627	37.716	38.986	244.9	15:42.491
8	1:44.026	27.533	37.875	38.618	250.0	13:59.282	10	1:43.834	27.522	37.646	38.666	250.0	17:26.325
9	1:43.562	27.436	37.452	38.674	249.4	15:42.844	11	1:43.923	27.671	37.374	38.878	240.5	19:10.248
10	1:43.967	27.414	38.053	38.500	254.7	17:26.811	12	1:43.958	27.781	37.517	38.660	241.1	20:54.206
11	1:43.736	27.638	37.638	38.460	253.5	19:10.547	13	1:43.975	27.629	37.642	38.704	244.9	22:38.181
12	1:44.371	27.896	37.822	38.653	231.8	20:54.918	14	1:43.827	27.718	37.526	38.583	244.9	24:22.008
13	1:43.535	27.377	37.726	38.432	250.0	22:38.453	15	1:44.060	27.690	37.537	38.833	244.9	26:06.068
14	1:44.242	27.651	37.819	38.772	241.1	24:22.695	16	1:44.252	27.777	37.713	38.762	244.9	27:50.320
15	1:44.008	27.568	37.651	38.789	246.0	26:06.703	17	1:44.289	27.918	37.570	38.801	244.3	29:34.609
16	1:44.294	27.673	37.775	38.846	245.5	27:50.997	77 Miquel PONS PAYERAS H43 TEAM NOBBY TALASU-BLUMAI ESP YAMAHA						
17	1:44.359	27.579	38.094	38.686	244.9	29:35.356	1	1:48.304	32.952	36.995	38.357	201.5	1:48.304
61 Aleksei IVANOV DMC RUS YAMAHA							2	1:41.953	27.270	36.642	38.041	245.5	3:30.257
1	1:57.815	37.312	39.675	40.828	203.4	1:57.815	3	1:42.388	27.537	36.687	38.164	242.7	5:12.645
2	1:46.499	28.738	38.405	39.356	233.8	3:44.314	4	1:42.510	27.427	36.951	38.132	242.7	6:55.155
3	1:46.227	28.529	37.998	39.700	240.5	5:30.541	5	1:41.979	27.321	36.637	38.021	242.2	8:37.134
4	1:45.781	28.451	38.228	39.102	242.2	7:16.322	6	1:42.131	27.415	36.812	37.904	243.2	10:19.265
5	1:45.679	28.279	37.976	39.424	243.8	9:02.001	7	1:43.660	27.404	36.608	39.648	242.7	12:02.925
6	1:44.695	28.162	37.748	38.785	241.6	10:46.696	8	1:42.118	27.198	36.860	38.060	247.7	13:45.043
7	1:44.369	27.832	37.757	38.780	245.5	12:31.065	9	1:42.478	27.340	37.135	38.003	246.0	15:27.521
8	1:44.211	27.837	37.689	38.685	246.0	14:15.276	10	1:42.424	27.361	36.846	38.217	241.6	17:09.945
9	1:44.558	27.802	37.845	38.911	248.3	15:59.834	11	1:42.420	27.241	36.983	38.196	247.1	18:52.365
10	1:44.646	27.963	38.180	38.503	247.7	17:44.480	12	1:42.463	27.534	36.886	38.043	240.5	20:34.828
11	1:44.997	27.973	38.018	39.006	246.6	19:29.477	13	1:42.477	27.330	37.009	38.138	247.7	22:17.305
12	1:44.324	28.033	37.675	38.616	244.9	21:13.801	14	1:43.335	27.836	37.345	38.154	241.6	24:00.640
64 Davide FABRI H43 TEAM NOBBY TALASUR-BLUMAI ITA YAMAHA							15	1:42.291	27.258	37.002	38.031	243.2	25:42.931
1	1:55.195	36.773	39.270	39.152	215.6	1:55.195	16	1:42.255	27.353	36.791	38.111	235.8	27:25.186
2	1:45.423	28.172	38.244	39.007	245.5	3:40.618	17	1:42.147	27.128	36.924	38.095	247.1	29:07.333
3	1:45.314	28.362	38.144	38.808	232.3	5:25.932	81 Felix NASSI RAM RACING YAMAHA FIN YAMAHA						
4	1:45.788	28.454	38.298	39.036	233.3	7:11.720	1	1:54.125	35.730	38.877	39.518	204.5	1:54.125
5	1:45.603	28.380	38.229	38.994	242.7	8:57.323	2	1:45.543	28.289	38.144	39.110	245.5	3:39.668
6	1:46.799	28.398	39.491	38.910	244.3	10:44.122	3	1:45.241	28.076	38.285	38.880	237.4	5:24.909
7	1:45.403	28.210	38.375	38.818	240.5	12:29.525	4	1:44.767	27.937	38.023	38.807	242.2	7:09.676
8	1:44.977	28.008	38.017	38.952	240.0	14:14.502	5	1:44.960	27.993	37.945	39.022	243.2	8:54.636
9	1:44.770	28.011	38.012	38.747	241.6	15:59.272	6	1:46.585	29.012	38.206	39.367	243.2	10:41.221
10	1:45.743	28.169	38.708	38.866	244.9	17:45.015	7	1:45.159	28.077	38.069	39.013	242.7	12:26.380
11	1:45.306	28.201	38.171	38.934	242.7	19:30.321	8	1:45.514	28.138	38.227	39.149	241.1	14:11.894
12	1:46.589	28.511	38.546	39.532	234.3	21:16.910	9	1:45.309	28.135	37.992	39.182	242.2	15:57.203
13	1:45.678	28.003	38.289	39.386	242.2	23:02.588	10	1:45.999	28.209	38.464	39.326	242.7	17:43.202
14	1:46.085	28.447	38.693	38.945	245.5	24:48.673	11	1:46.208	28.229	38.451	39.528	243.8	19:29.410



Supersport

CTO DE ESPAÑA CETELEM DE SUPERBIKE

Carrera

Vuelta a vuelta

— Vuelta invalidada ■ Mejor Personal ■ Mejor de la sesión B Cruzando la línea de meta por el pit lane

Vlt.	Tiempo	Sector 1	Sector 2	Sector 3	V.Max	T. Sesión	Vlt.	Tiempo	Sector 1	Sector 2	Sector 3	V.Max	T. Sesión	
86	Rayad Ibrahim AL-EMADI	QAT						4	1:44.388	28.000	37.654	38.734	230.3	7:08.038
	MDR ISARQ	YAMAHA						5	1:44.705	27.910	38.146	38.649	243.8	8:52.743
1	1:59.929	38.542	40.233	41.154	165.9	1:59.929	6	1:44.604	27.882	37.999	38.723	244.3	10:37.347	
2	1:51.703	30.852	39.932	40.919	238.9	3:51.632	7	1:44.538	27.915	37.869	38.754	244.9	12:21.885	
3	1:50.780	30.033	39.873	40.874	234.3	5:42.412	8	1:44.486	27.887	37.907	38.692	246.0	14:06.371	
4	1:50.661	29.829	40.117	40.715	232.3	7:33.073	9	1:44.460	27.864	37.788	38.808	244.3	15:50.831	
5	1:50.074	29.755	39.614	40.705	231.8	9:23.147	10	1:44.704	27.784	38.024	38.896	245.5	17:35.535	
6	1:50.695	29.635	39.636	41.424	231.3	11:13.842	11	1:45.365	27.901	38.287	39.177	243.2	19:20.900	
7	1:49.971	29.833	39.683	40.455	232.3	13:03.813	12	1:45.468	27.972	38.268	39.228	246.6	21:06.368	
8	1:50.300	29.729	39.860	40.711	230.8	14:54.113	13	1:46.075	28.296	38.542	39.237	245.5	22:52.443	
88	Alessandro ZETTI	ITA						14	1:45.759	28.055	38.417	39.287	244.3	24:38.202
	FAU55 RACING	YAMAHA						15	1:45.826	28.085	38.456	39.285	243.8	26:24.028
1	1:52.500	35.194	38.307	38.999	204.9	1:52.500	16	1:45.411	28.103	38.176	39.132	246.6	28:09.439	
2	1:44.841	27.640	38.408	38.793	243.8	3:37.341	17	1:45.301	27.921	38.271	39.109	244.9	29:54.740	
3	1:44.357	27.829	37.686	38.842	243.2	5:21.698								
4	1:43.394	27.583	37.258	38.553	240.0	7:05.092								
5	1:43.672	27.550	37.428	38.694	241.6	8:48.764								
6	1:43.655	27.517	37.482	38.656	241.6	10:32.419								
7	1:43.935	28.238	37.165	38.532	241.6	12:16.354								
8	1:43.563	27.401	37.282	38.880	242.2	13:59.917								
9	1:43.694	27.906	37.232	38.556	246.0	15:43.611								
10	1:43.579	27.355	37.564	38.660	242.7	17:27.190								
11	1:43.746	27.508	37.686	38.552	242.2	19:10.936								
12	1:44.362	27.800	37.867	38.695	242.7	20:55.298								
13	1:43.534	27.582	37.507	38.445	244.9	22:38.832								
14	1:44.201	27.729	37.742	38.730	244.3	24:23.033								
15	1:44.202	27.811	37.626	38.765	242.2	26:07.235								
16	1:44.256	27.722	37.699	38.835	243.2	27:51.491								
17	1:44.151	27.641	37.756	38.754	235.3	29:35.642								
96	Paco MORALES AIBAR	ESP												
	SP57 AIT RACING TEAM	YAMAHA						1	1:53.552	35.540	38.749	39.263	203.4	1:53.552
1	1:53.552	35.540	38.749	39.263	203.4	1:53.552	2	1:44.874	27.994	37.846	39.034	242.7	3:38.426	
2	1:44.874	27.994	37.846	39.034	242.7	3:38.426	3	1:45.009	27.831	37.916	39.262	241.6	5:23.435	
3	1:45.009	27.831	37.916	39.262	241.6	5:23.435	4	1:44.112	27.739	37.674	38.699	240.5	7:07.547	
4	1:44.112	27.739	37.674	38.699	240.5	7:07.547	5	1:43.937	27.671	37.565	38.701	239.5	8:51.484	
5	1:43.937	27.671	37.565	38.701	239.5	8:51.484	6	1:44.468	27.636	37.737	39.095	241.1	10:35.952	
6	1:44.468	27.636	37.737	39.095	241.1	10:35.952	7	1:44.405	27.760	37.929	38.716	244.9	12:20.357	
7	1:44.405	27.760	37.929	38.716	244.9	12:20.357	8	1:43.721	27.661	37.518	38.542	240.0	14:04.078	
8	1:43.721	27.661	37.518	38.542	240.0	14:04.078	9	1:44.175	27.730	37.619	38.826	242.2	15:48.253	
9	1:44.175	27.730	37.619	38.826	242.2	15:48.253	10	1:44.169	27.959	37.422	38.788	243.2	17:32.422	
10	1:44.169	27.959	37.422	38.788	243.2	17:32.422	11	1:44.646	27.783	37.701	39.162	241.1	19:17.068	
11	1:44.646	27.783	37.701	39.162	241.1	19:17.068	12	1:43.825	27.868	37.435	38.522	240.5	21:00.893	
12	1:43.825	27.868	37.435	38.522	240.5	21:00.893	13	1:43.884	27.634	37.582	38.668	238.4	22:44.777	
13	1:43.884	27.634	37.582	38.668	238.4	22:44.777	14	1:44.158	27.839	37.628	38.691	238.9	24:28.935	
14	1:44.158	27.839	37.628	38.691	238.9	24:28.935	15	1:43.971	27.727	37.671	38.573	238.4	26:12.906	
15	1:43.971	27.727	37.671	38.573	238.4	26:12.906	16	1:43.843	27.586	37.609	38.648	238.4	27:56.749	
16	1:43.843	27.586	37.609	38.648	238.4	27:56.749	17	1:44.859	27.841	37.905	39.113	237.9	29:41.608	
17	1:44.859	27.841	37.905	39.113	237.9	29:41.608								
97	Laurence EDGELEY	GBR												
	TEAM EDGE RST RACING	YAMAHA						1	1:58.022	37.605	39.411	41.006	193.5	1:58.022
1	1:58.022	37.605	39.411	41.006	193.5	1:58.022	2	1:47.215	29.177	38.573	39.465	219.5	3:45.237	
2	1:47.215	29.177	38.573	39.465	219.5	3:45.237	3	1:46.544	28.442	38.416	39.686	242.7	5:31.781	
3	1:46.544	28.442	38.416	39.686	242.7	5:31.781	4	1:47.990	29.392	38.565	40.033	240.0	7:19.771	
4	1:47.990	29.392	38.565	40.033	240.0	7:19.771	5	1:48.119	29.255	38.884	39.980	240.5	9:07.890	
5	1:48.119	29.255	38.884	39.980	240.5	9:07.890	6	1:48.094	28.861	38.825	40.408	236.3	10:55.984	
6	1:48.094	28.861	38.825	40.408	236.3	10:55.984	7	2:32.229B	29.864	39.332	1:23.033	214.3	13:28.213	
7	2:32.229B	29.864	39.332	1:23.033	214.3	13:28.213	8	1:51.270	32.945	38.654	39.671	190.8	15:19.483	
8	1:51.270	32.945	38.654	39.671	190.8	15:19.483	9	1:59.309	30.642	48.697	39.970	238.4	17:18.792	
9	1:59.309	30.642	48.697	39.970	238.4	17:18.792								
99	Oscar GUTIERREZ IGLESIAS	ESP												
	ANDOTRANS TEAM TORRENTÓ	YAMAHA						1	1:48.258	32.709	36.981	38.568	200.7	1:48.258
1	1:48.258	32.709	36.981	38.568	200.7	1:48.258	2	1:42.490	27.457	36.778	38.255	243.2	3:30.748	
2	1:42.490	27.457	36.778	38.255	243.2	3:30.748	3	1:42.258	27.189	36.827	38.242	244.3	5:13.006	
3	1:42.258	27.189	36.827	38.242	244.3	5:13.006	4	1:42.418	27.273	36.916	38.229	245.5	6:55.424	
4	1:42.418	27.273	36.916	38.229	245.5	6:55.424	5	1:42.378	27.255	36.820	38.303	248.3	8:37.802	
5	1:42.378	27.255	36.820	38.303	248.3	8:37.802	6	1:42.313	27.149	36.916	38.248	243.2	10:20.115	
6	1:42.313	27.149	36.916	38.248	243.2	10:20.115	7	1:42.451	27.119	36.928	38.404	245.5	12:02.566	
7	1:42.451	27.119	36.928	38.404	245.5	12:02.566	8	1:42.365	27.314	36.842	38.209	243.8	13:44.931	
8	1:42.365	27.314	36.842	38.209	243.8	13:44.931								
95	Mashel AL-NAIMI	QAT												
	QMMF RACING TEAM	YAMAHA						1	1:54.779	36.267	39.314	39.198	205.7	1:54.779
1	1:54.779	36.267	39.314	39.198	205.7	1:54.779	2	1:44.942	27.857	37.693	39.392	248.8	3:39.721	
2	1:44.942	27.857	37.693	39.392	248.8	3:39.721	3	1:43.929	27.625	37.702	38.602	245.5	5:23.650	
3	1:43.929	27.625	37.702	38.602	245.5	5:23.650								



Supersport

CTO DE ESPAÑA CETELEM DE SUPERBIKE

Carrera

Vuelta a vuelta

— Vuelta invalidada ■ Mejor Personal ■ Mejor de la sesión ■ B Cruzando la línea de meta por el pit lane

Vlt.	Tiempo	Sector 1	Sector 2	Sector 3	V.Max	T. Sesión	Vlt.	Tiempo	Sector 1	Sector 2	Sector 3	V.Max	T. Sesión
9	1:42.501	27.238	36.927	38.336	244.3	15:27.432							
10	1:42.260	27.204	36.826	38.230	245.5	17:09.692							
11	1:42.680	27.349	36.916	38.415	244.9	18:52.372							
12	1:42.275	27.311	36.804	38.160	241.6	20:34.647							
13	1:42.692	27.348	36.947	38.397	243.8	22:17.339							
14	1:43.135	27.592	37.229	38.314	243.8	24:00.474							
15	1:42.386	27.270	36.935	38.181	242.2	25:42.860							
16	1:42.155	27.203	36.740	38.212	243.2	27:25.015							
17	1:42.037	27.148	36.791	38.098	243.8	29:07.052							

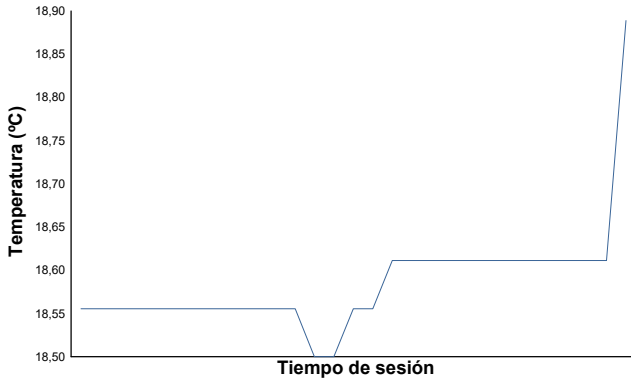


CTO DE ESPAÑA CETELEM DE SUPERBIKE

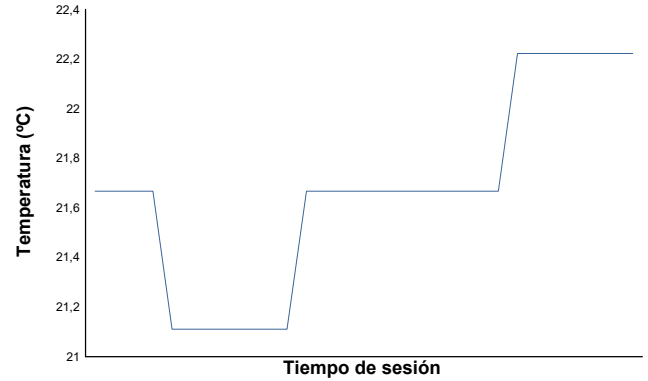
Supersport
Carrera

Informe meteorológico

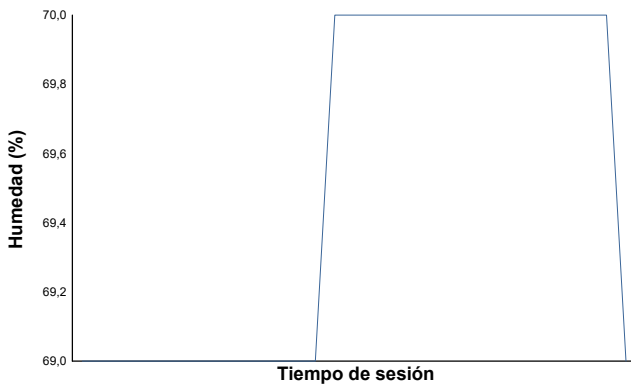
Temperatura del Aire



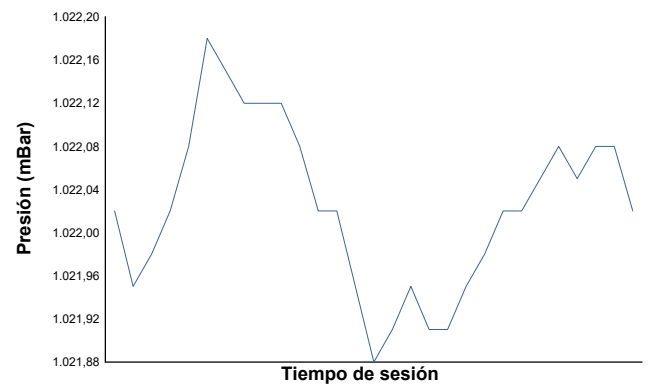
Temperatura de la Pista



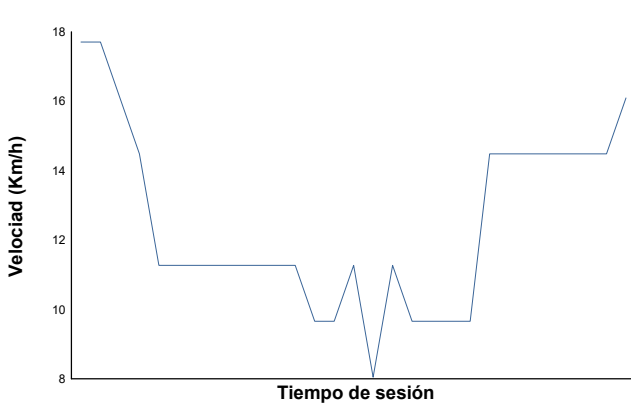
Humedad



Presión

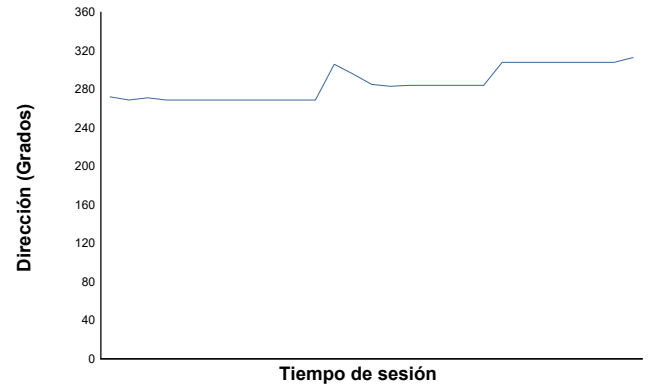


Velocidad del viento



Dirección del viento

Norte=0°/360° Este=90° Sur=180° Oeste=270°



Estado de pista: **SECO**