

# SUPERSTOCK/OPEN1000

## RFME CEV CETELEM MOTORLAND ARAGON

### ENTRENAMIENTO CRONOMETRADO 2

Amended

### Clasificación

Nº	Piloto	Nac	Equipo	Moto	Neumaticos	Tiempo	Vlt.	Total	Dif.	Km/h
1	23 CHRISTOPHE PONSSON	FRA	GIL MOTOR SPORT		PIRELLI	1:53.555	12	12	-	161.0
2	31 CARMELO MORALES GOMEZ	ESP	GRAPHENANO EASYRACE SBK TEAM	BMW MOTORRAD	DUNLOP	1:53.779	9	13	+0.224	160.6
3	34 XAVIER PINSACH CABAÑAS	ESP	ETG RACING	KAWASAKI	PIRELLI	1:53.877	4	11	+0.322	160.5
4	65 OLE PLASSEN	NOR	PLASSEN ROADRACING TEAM		PIRELLI	1:54.146	7	8	+0.591	160.1
5	55 ALEJANDRO MEDINA MAYO	ESP	CARDOSO SCHOOL RACING	YAMAHA	MICHELIN	1:54.262	6	6	+0.707	160.0
6	99 PEDRO RODRIGUEZ GONZALI	ESP	CASTROMAROTO RACING TEAM	BMW MOTORRAD	PIRELLI	1:54.370	6	10	+0.815	159.8
7	84 JULIAN MIRALLES RODRIGUE	ESP	GRAPHENANO EASYRACE TEAM	BMW MOTORRAD	DUNLOP	1:54.443	4	10	+0.888	159.7
8	89 CHRISTIAN PALOMARES VILA	ESP	AIT PASTRANA RACING TEAM	YAMAHA	MICHELIN	1:54.489	3	12	+0.934	159.6
9	46 MIKE JONES	AUS	TEAM SPEED RACING	KAWASAKI	MICHELIN	1:54.560	4	5	+1.005	159.5
10	88 KEV COGHLAN	GBR	JEG / KAGAYAMA RACING	SUZUKI	MICHELIN	1:54.620	12	12	+1.065	159.5
11	96 OSCAR GUTIERREZ IGLESIAS	ESP	VRC MOTORSPORT	YAMAHA	Oper	1:54.786	8	13	+1.231	159.2
12	94 NAOMICHI URAMOTO	JPN	TEAM SUZUKI JEG / KAGAYAMA RACING	SUZUKI	Stck	1:55.202	6	12	+1.647	158.7
13	47 ANGEL RODRIGUEZ CAMPILL	ESP	TACK KAWASAKI	KAWASAKI	PIRELLI	1:55.220	3	9	+1.665	158.6
14	8 ERIK MORILLAS CUENCA	ESP	RTM	YAMAHA	PIRELLI	1:55.275	2	11	+1.720	158.6
15	59 DAVID MCFADDEN	RSA	YAMAHA STRATOS	YAMAHA	DUNLOP	1:55.587	8	11	+2.032	158.1
16	22 IVAN SILVA ALBEROLA	ESP	JEG / KAGAYAMA RACING	SUZUKI	MICHELIN	1:55.614	8	11	+2.059	158.1
17	21 JULIAN MAZUECOS FERNANC	ESP	KAWASAKI PALMETO PL RACING	KAWASAKI	MICHELIN	1:55.725	13	13	+2.170	157.9
18	12 CHRISTOPHER GOBBI	ITA	XCTECH	HONDA	PIRELLI	1:56.072	13	14	+2.517	157.5
19	72 CHRIS LEESCH	LUX	SUZUKI JEG RACING	SUZUKI	MICHELIN	1:56.200	8	12	+2.645	157.3
20	6 EEKI KUPARINEN	FIN	TACK KAWASAKI	KAWASAKI	PIRELLI	1:56.411	5	14	+2.856	157.0
21	24 ANGEL POYATOS ALARCON	ESP	I+DENT RACING TEAM	SUZUKI	MICHELIN	1:56.990	3	10	+3.435	156.2
22	33 NIKO MAKINEN	FIN	YAMAHA STRATOS	YAMAHA	DUNLOP	1:57.171	8	11	+3.616	156.0
23	15 MATHIEU DUMAS	FRA	DUMAS RACING TEAM	YAMAHA	PIRELLI	1:57.198	5	10	+3.643	156.0
24	18 LUCAS DE ULACIA DE LA SO	ESP	KAWASAKI PALMETO P.L. RACING	KAWASAKI	MICHELIN	1:57.310	2	14	+3.755	155.8
25	17 RICARDO SASETA SOLER	ESP	MCS RACING BASOLI	KAWASAKI	DUNLOP	1:57.505	13	13	+3.950	155.5
26	91 MARC LOPEZ MUÑOZ	ESP	GV RACING	YAMAHA	PIRELLI	1:57.715	14	14	+4.160	155.3
27	69 FLORIAN DROUIN	FRA	TEAM FOULOI	YAMAHA	PIRELLI	1:58.497	6	13	+4.942	154.2
28	27 RIGO SALAZAR CERON	COL	DR7-FIFTY MOTORSPORT	KAWASAKI	DUNLOP	1:59.351	8	12	+5.796	153.1
29	77 TONI TORPAKKO	FIN	NURMI MP RACING	SUZUKI	Stck	1:59.498	10	13	+5.943	152.9
30	20 JESPER JEPPESEN	NOR	PLASSEN ROADRACING TEAM		PIRELLI	2:00.827	7	9	+7.272	151.3
31	11 MARC MENDEZ NAVARRO	ESP	DCR RACING TEAM		MICHELIN	2:02.031	2	9	+8.476	149.8
32	85 FRANCISCO BERMUDEZ CABI	ESP	TECNIMOTOR -MOTOR EXTREMO	KAWASAKI	DUNLOP	2:05.694	6	7	+12.139	145.4

Tiempo Máximo: 2:10.588

19	PAUL DUFOUR	FRA	TEAM SUZUKI JEG / KAGAYAMA RACING	SUZUKI	MICHELIN	Oper
25	ROBERTO BLAZQUEZ FERNA	ESP	CASTROMAROTO RACING TEAM	BMW MOTORRAD	PIRELLI	Oper

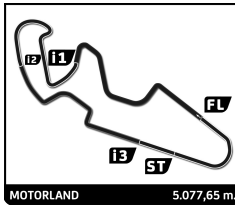
Vuelta Rápida	Vlt. 12	CHRISTOPHE PONSSON	1:53.555	161.0 Kph
---------------	---------	--------------------	----------	-----------

#20 - VUELTA CANCELADA POR ADELANTAR EN BANDERA AMARILLA

Hora de publicación: .....

Estado de la pista: **SECO**

Director de carrera:	Cronometrador:
----------------------	----------------



# SUPERSTOCK/OPEN1000

## RFME CEV CETELEM MOTORLAND ARAGON

### ENTRENAMIENTO CRONOMETRADO

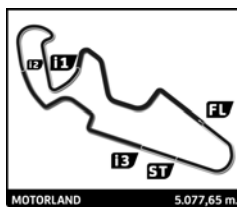
Amended

### Clasificación

Nº Piloto	Nat	Equipo	Stck	Sesión 1		Sesión 2		Tiempo	Dif.
				Tiempo	Vlt.	Tiempo	Vlt.		
1 34 XAVIER PINSACH CABAÑAS	ESP	ETG RACING	Stck	1:52.777	5	1:53.877	4	1:52.777	
2 31 CARMELO MORALES GOMEZ	ESP	GRAPHENANO EASYRACE SBK TEAM	Stck	1:53.138	3	1:53.779	9	1:53.138	+0.361 +0.361
3 23 CHRISTOPHE PONSSON	FRA	GIL MOTOR SPORT	Stck	1:53.282	8	1:53.555	12	1:53.282	+0.505 +0.144
4 55 ALEJANDRO MEDINA MAYO	ESP	CARDOSO SCHOOL RACING	Stck	1:53.284	7	1:54.262	6	1:53.284	+0.507 +0.002
5 46 MIKE JONES	AUS	TEAM SPEED RACING	Stck	1:53.446	12	1:54.560	4	1:53.446	+0.669 +0.162
6 99 PEDRO RODRIGUEZ GONZALEZ	ESP	CASTROMAROTO RACING TEAM	Stck	1:53.499	9	1:54.370	6	1:53.499	+0.722 +0.053
7 47 ANGEL RODRIGUEZ CAMPILLO	ESP	TACK KAWASAKI	Stck	1:53.541	11	1:55.220	3	1:53.541	+0.764 +0.042
8 94 NAOMICHI URAMOTO	JPN	TEAM SUZUKI JEG / KAGAYAMA RACING	Stck	1:53.687	8	1:55.202	6	1:53.687	+0.910 +0.146
9 65 OLE PLASSEN	NOR	PLASSEN ROADRACING TEAM	Stck	1:53.695	9	1:54.146	7	1:53.695	+0.918 +0.008
10 22 IVAN SILVA ALBEROLA	ESP	JEG / KAGAYAMA RACING	Stck	1:53.782	9	1:55.614	8	1:53.782	+1.005 +0.087
11 89 CHRISTIAN PALOMARES VILAR	ESP	AIT PASTRANA RACING TEAM	Stck	1:54.165	9	1:54.489	3	1:54.165	+1.388 +0.383
12 8 ERIK MORILLAS CUENCA	ESP	RTM	Open	1:54.365	9	1:55.275	2	1:54.365	+1.588 +0.200
13 84 JULIAN MIRALLES RODRIGUEZ	ESP	GRAPHENANO EASYRACE TEAM	Open	1:54.390	8	1:54.443	4	1:54.390	+1.613 +0.025
14 24 ANGEL POYATOS ALARCON	ESP	I-DENT RACING TEAM	Stck	1:54.434	9	1:56.990	3	1:54.434	+1.657 +0.044
15 88 KEV COGLAN	GBR	JEG / KAGAYAMA RACING	Stck	1:54.701	9	1:54.620	12	1:54.620	+1.843 +0.186
16 96 OSCAR GUTIERREZ IGLESIAS	ESP	VRC MOTORSPORT	Open			1:54.786	8	1:54.786	+2.009 +0.166
17 12 CHRISTOPHER GOBBI	ITA	XCTECH	Open	1:54.945	9	1:56.072	13	1:54.945	+2.168 +0.159
18 59 DAVID MCFADDEN	RSA	YAMAHA STRATOS	Stck	1:54.963	7	1:55.587	8	1:54.963	+2.186 +0.018
19 25 ROBERTO BLAZQUEZ FERNANDEZ	ESP	CASTROMAROTO RACING TEAM	Open	1:55.249	8			1:55.249	+2.472 +0.286
20 6 EEKI KUPARINEN	FIN	TACK KAWASAKI	Stck	1:55.288	8	1:56.411	5	1:55.288	+2.511 +0.039
21 21 JULIAN MAZUECOS FERNANDEZ	ESP	KAWASAKI PALMETO PL RACING	Stck	1:55.343	8	1:55.725	13	1:55.343	+2.566 +0.055
22 72 CHRIS LEESCH	LUX	SUZUKI JEG RACING	Stck	1:55.492	11	1:56.200	8	1:55.492	+2.715 +0.149
23 15 MATHIEU DUMAS	FRA	DUMAS RACING TEAM	Open	1:55.812	8	1:57.198	5	1:55.812	+3.035 +0.320
24 91 MARC LOPEZ MUÑOZ	ESP	GV RACING	Open	1:56.287	9	1:57.715	14	1:56.287	+3.510 +0.475
25 52 JUAN SOLORZA PARADA	ARG	GV RACING	Stck	1:56.423	3			1:56.423	+3.646 +0.136
26 33 NIKO MAKINEN	FIN	YAMAHA STRATOS	Open	1:56.468	10	1:57.171	8	1:56.468	+3.691 +0.045
27 17 RICARDO SASETA SOLER	ESP	MCS RACING BASOLI	Open	1:56.852	5	1:57.505	13	1:56.852	+4.075 +0.384
28 18 LUCAS DE ULACIA DE LA SOTILLA	ESP	KAWASAKI PALMETO P.L. RACING	Stck	1:56.957	8	1:57.310	2	1:56.957	+4.180 +0.105
29 19 PAUL DUFOUR	FRA	TEAM SUZUKI JEG / KAGAYAMA RACING	Open	1:57.409	11			1:57.409	+4.632 +0.452
30 69 FLORIAN DROUIN	FRA	TEAM FOULOI	Open	1:58.594	10	1:58.497	6	1:58.497	+5.720 +1.088
31 27 RIGO SALAZAR CERON	COL	DR7-FIFTY MOTORSPORT	Open	1:58.948	11	1:59.351	8	1:58.948	+6.171 +0.451
32 77 TONI TORPAKKO	FIN	NURMI MP RACING	Stck	2:01.761	3	1:59.498	10	1:59.498	+6.721 +0.550
33 20 JESPER JEPPESEN	NOR	PLASSEN ROADRACING TEAM	Open	2:00.738	4	2:00.827	7	2:00.738	+7.961 +1.240
34 11 MARC MENDEZ NAVARRO	ESP	DCR RACING TEAM	Open	2:02.808	5	2:02.031	2	2:02.031	+9.254 +1.293
35 85 FRANCISCO BERMUDEZ CABELLO	ESP	TECNIMOTOR -MOTOR EXTREMO	Open	2:06.150	7	2:05.694	6	2:05.694	+12.917 +3.663

Hora publicación: .....

Director de carrera:	Cronometrador:
----------------------	----------------



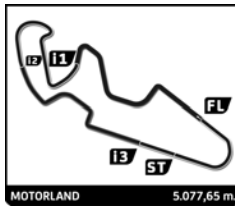
# SUPERSTOCK/OPEN1000

## RFME CEV CETELEM MOTORLAND ARAGON

### ENTRENAMIENTO CRONOMETRADO 2

#### Mejores tiempos de sector

SECTOR 1			SECTOR 2			SECTOR 3			SECTOR 4			Pos	Vuelta Ideal	Mejor Vuelta
Pos	Piloto	Tiempo	Piloto	Tiempo	Piloto	Tiempo	Piloto	Tiempo	Pos	Vuelta Ideal	Mejor Vuelta			
1	65 O.PLASSEN	32.270	23 C.PONSSON	31.877	23 C.PONSSON	29.577	31 C.MORALES GOMEZ	19.412	1	23	1:53.421	1:53.555 (1)		
2	23 C.PONSSON	32.442	65 O.PLASSEN	32.071	34 X.PINSACH CABANAS	29.607	34 X.PINSACH CABANAS	19.488	2	31	1:53.593	1:53.779 (2)		
3	31 C.MORALES GOMEZ	32.451	55 A.MEDINA MAYO	32.092	84 J.MIRALLES RODRIGUEZ	29.620	23 C.PONSSON	19.525	3	65	1:53.781	1:54.146 (4)		
4	34 X.PINSACH CABANAS	32.573	31 C.MORALES GOMEZ	32.102	31 C.MORALES GOMEZ	29.628	84 J.MIRALLES RODRIGUEZ	19.574	4	34	1:53.839	1:53.877 (3)		
5	84 J.MIRALLES RODRIGUEZ	32.647	34 X.PINSACH CABANAS	32.171	88 K.COGLHAN	29.681	65 O.PLASSEN	19.615	5	84	1:54.128	1:54.443 (7)		
6	99 P.RODRIGUEZ GONZALEZ	32.660	89 C.PALOMARES VILAR	32.178	47 A.MEDINA MAYO	29.688	99 P.RODRIGUEZ GONZALEZ	19.627	6	99	1:54.212	1:54.370 (6)		
7	96 O.GUTIERREZ IGLESIAS	32.667	99 P.RODRIGUEZ GONZALEZ	32.181	55 A.MEDINA MAYO	29.689	46 M.JONES	19.675	7	55	1:54.239	1:54.262 (5)		
8	46 M.JONES	32.680	47 A.RODRIGUEZ CAMPILLO	32.236	99 P.RODRIGUEZ GONZALEZ	29.744	88 K.COGLHAN	19.688	8	89	1:54.439	1:54.489 (8)		
9	55 A.MEDINA MAYO	32.695	8 E.MORILLAS CUENCA	32.267	89 C.PALOMARES VILAR	29.770	96 O.GUTIERREZ IGLESIAS	19.704	9	47	1:54.442	1:55.220 (13)		
10	89 C.PALOMARES VILAR	32.704	84 J.MIRALLES RODRIGUEZ	32.287	65 O.PLASSEN	29.825	8 E.MORILLAS CUENCA	19.744	10	96	1:54.510	1:54.786 (11)		
11	94 N.URAMOTO	32.715	96 O.GUTIERREZ IGLESIAS	32.291	46 M.JONES	29.837	21 J.MAZUECOS FERNANDEZ	19.762	11	46	1:54.540	1:54.560 (9)		
12	47 A.RODRIGUEZ CAMPILLO	32.744	46 M.JONES	32.348	96 O.GUTIERREZ IGLESIAS	29.848	55 A.MEDINA MAYO	19.763	12	88	1:54.544	1:54.620 (10)		
13	88 K.COGLHAN	32.794	22 I.SILVA ALBEROLA	32.364	8 E.MORILLAS CUENCA	29.901	47 A.RODRIGUEZ CAMPILLO	19.774	13	8	1:54.802	1:55.275 (14)		
14	8 E.MORILLAS CUENCA	32.890	88 K.COGLHAN	32.381	94 N.URAMOTO	29.950	6 E.KUPARINEN	19.785	14	94	1:54.886	1:55.202 (12)		
15	22 I.SILVA ALBEROLA	32.928	94 N.URAMOTO	32.394	12 C.GOBBI	29.951	89 C.PALOMARES VILAR	19.787	15	22	1:55.159	1:55.614 (16)		
16	59 D.MCFADDEN	32.929	59 D.MCFADDEN	32.606	59 D.MCFADDEN	29.976	94 N.URAMOTO	19.827	16	59	1:55.405	1:55.587 (15)		
17	12 C.GOBBI	33.055	21 J.MAZUECOS FERNANDEZ	32.642	22 I.SILVA ALBEROLA	30.009	22 I.SILVA ALBEROLA	19.858	17	21	1:55.687	1:55.725 (17)		
18	21 J.MAZUECOS FERNANDEZ	33.153	72 C.LEESCH	32.697	72 C.LEESCH	30.054	12 C.GOBBI	19.859	18	12	1:55.826	1:56.072 (18)		
19	6 E.KUPARINEN	33.322	6 E.KUPARINEN	32.701	6 E.KUPARINEN	30.061	72 C.LEESCH	19.884	19	6	1:55.869	1:56.411 (20)		
20	17 R.SASETA SOLER	33.385	24 A.POYATOS ALARCON	32.826	21 J.MAZUECOS FERNANDEZ	30.130	59 D.MCFADDEN	19.894	20	72	1:56.026	1:56.200 (19)		
21	72 C.LEESCH	33.391	15 M.DUMAS	32.852	33 N.MAKINEN	30.213	18 I.DE LAJACA DE LA SOTILLA	19.982	21	24	1:56.820	1:56.990 (21)		
22	18 I.DE LAJACA DE LA SOTILLA	33.435	33 N.MAKINEN	32.882	24 A.POYATOS ALARCON	30.338	24 A.POYATOS ALARCON	20.021	22	33	1:56.892	1:57.171 (22)		
23	15 M.DUMAS	33.449	12 C.GOBBI	32.961	91 M.LOPEZ MUÑOZ	30.519	17 R.SASETA SOLER	20.096	23	15	1:56.970	1:57.198 (23)		
24	33 N.MAKINEN	33.531	18 I.DE LAJACA DE LA SOTILLA	33.035	15 M.DUMAS	30.532	15 M.DUMAS	20.137	24	18	1:57.000	1:57.310 (24)		
25	91 M.LOPEZ MUÑOZ	33.630	17 R.SASETA SOLER	33.052	18 I.DE LAJACA DE LA SOTILLA	30.548	91 M.LOPEZ MUÑOZ	20.236	25	17	1:57.107	1:57.505 (25)		
26	24 A.POYATOS ALARCON	33.635	69 F.DROUIN	33.058	17 R.SASETA SOLER	30.574	33 N.MAKINEN	20.266	26	91	1:57.544	1:57.715 (26)		
27	69 F.DROUIN	33.873	91 M.LOPEZ MUÑOZ	33.159	69 F.DROUIN	30.649	69 F.DROUIN	20.297	27	69	1:57.877	1:58.497 (27)		
28	77 T.TORPAKKO	34.314	77 T.TORPAKKO	33.435	27 R.SALAZAR CERON	30.722	27 R.SALAZAR CERON	20.424	28	27	1:59.071	1:59.351 (28)		
29	27 R.SALAZAR CERON	34.317	27 R.SALAZAR CERON	33.608	77 T.TORPAKKO	30.941	77 T.TORPAKKO	20.551	29	77	1:59.241	1:59.498 (29)		
30	20 J.JEPPESSEN	34.355	20 J.JEPPESSEN	33.926	20 J.JEPPESSEN	31.293	20 J.JEPPESSEN	20.659	30	20	2:00.233	2:00.827 (30)		
31	11 M.MENDEZ NAVARRO	34.787	11 M.MENDEZ NAVARRO	34.164	11 M.MENDEZ NAVARRO	31.960	11 M.MENDEZ NAVARRO	20.968	31	11	2:01.879	2:02.031 (31)		
32	85 F.BERMUDEZ CABELLO	36.188	85 F.BERMUDEZ CABELLO	35.403	85 F.BERMUDEZ CABELLO	32.406	85 F.BERMUDEZ CABELLO	21.625	32	85	2:05.622	2:05.694 (32)		



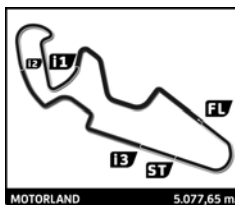
## SUPERSTOCK/OPEN1000

### RFME CEV CETELEM MOTORLAND ARAGON

### ENTRENAMIENTO CRONOMETRADO 2

### Mejores Velocidades Máximas

Piloto	Equipo		V.Max 1		V.Max 2		V. Max 3		V. Max 4		V.Max 5		Pro
			Km/h	Vlt.	Km/h	Vlt.	Km/h	Vlt.	Km/h	Vlt.	Km/h	Vlt.	
6 EEKI KUPARINEN	TACK KAWASAKI	Stck	296.7	2	295.9	3	292.7	10	291.9	8	291.9	4	293,8
99 PEDRO RODRIGUEZ GONZALEZ	CASTROMAROTO RACING TEAM	Stck	295.9	5	294.3	7	292.7	6	291.9	3	290.3	10	293,0
31 CARMELO MORALES GOMEZ	GRAPHENANO EASYRACE SBK TE	Stck	295.1	9	294.3	5	293.5	12	293.5	4	292.7	8	293,8
84 JULIAN MIRALLES RODRIGUEZ	GRAPHENANO EASYRACE TEAM	Oper	295.1	2	295.1	4	294.3	1	294.3	3	292.7	6	294,3
89 CHRISTIAN PALOMARES VILAR	AIT PASTRANA RACING TEAM	Stck	294.3	2	288.8	3	288.8	4	288.0	10	288.0	9	289,6
94 NAOMICHI URAMOTO	TEAM SUZUKI JEG / KAGAYAMA RA	Stck	294.3	6	291.1	3	291.1	4	289.5	7	288.8	2	291,0
23 CHRISTOPHE PONSSON	GIL MOTOR SPORT	Stck	293.5	2	291.1	7	291.1	8	289.5	11	288.8	4	290,8
34 XAVIER PINSACH CABAÑAS	ETG RACING	Stck	293.5	4	292.7	10	291.9	6	291.9	9	291.1	2	292,2
47 ANGEL RODRIGUEZ CAMPILLO	TACK KAWASAKI	Stck	291.1	1	291.1	2	290.3	3	289.5	5	288.0	9	290,0
72 CHRIS LEESCH	SUZUKI JEG RACING	Stck	291.1	3	290.3	5	289.5	2	287.2	4	287.2	8	289,1
46 MIKE JONES	TEAM SPEED RACING	Stck	291.1	1	291.1	2	291.1	4	290.3	3	229.3	5	278,6
88 KEV COGLAN	JEG / KAGAYAMA RACING	Stck	289.5	11	289.5	9	288.8	8	288.0	12	287.2	2	288,6
8 ERIK MORILLAS CUENCA	RTM	Oper	288.8	8	288.0	6	287.2	3	287.2	4	287.2	7	287,7
22 IVAN SILVA ALBEROLA	JEG / KAGAYAMA RACING	Stck	288.8	8	287.2	4	287.2	5	287.2	7	285.7	6	287,2
96 OSCAR GUTIERREZ IGLESIAS	VRC MOTORSPORT	Oper	288.8	6	288.0	2	288.0	3	287.2	8	286.5	9	287,7
55 ALEJANDRO MEDINA MAYO	CARDOSO SCHOOL RACING	Stck	286.5	6	285.7	4	285.0	5	282.0	3	175.3	1	262,9
12 CHRISTOPHER GOBBI	XCTECH	Oper	286.5	7	286.5	11	286.5	6	286.5	10	285.7	9	286,3
24 ANGEL POYATOS ALARCON	I+DENT RACING TEAM	Stck	286.5	8	284.2	2	283.5	3	282.7	5	281.2	6	283,6
18 LUCAS DE ULACIA DE LA SOTIL	KAWASAKI PALMETO P.L. RACING	Stck	286.5	2	283.5	1	282.0	3	281.2	12	280.5	5	282,7
33 NIKO MAKINEN	YAMAHA STRATOS	Oper	285.7	2	283.5	8	283.5	9	282.7	10	282.7	7	283,6
59 DAVID MCFADDEN	YAMAHA STRATOS	Stck	285.7	2	285.7	3	285.7	8	285.0	6	284.2	4	285,3
65 OLE PLASSEN	PLASSEN ROADRACING TEAM	Stck	285.7	7	282.7	3	282.7	4	279.8	1	279.8	5	282,1
27 RIGO SALAZAR CERON	DR7-FIFTY MOTORSPORT	Oper	284.2	6	283.5	3	282.7	8	282.0	1	282.0	7	282,9
17 RICARDO SASETA SOLER	MCS RACING BASOLI	Oper	284.2	9	282.7	2	282.7	8	282.0	7	281.2	3	282,6
21 JULIAN MAZUECOS FERNANDEZ	KAWASAKI PALMETO PL RACING	Stck	283.5	2	283.5	3	283.5	12	281.2	4	280.5	5	282,4
69 FLORIAN DROUIN	TEAM FOULOI	Oper	283.5	5	281.2	6	280.5	8	279.1	1	279.1	9	280,7
91 MARC LOPEZ MUÑOZ	GV RACING	Oper	282.7	3	282.0	12	281.2	11	280.5	2	280.5	5	281,4
15 MATHIEU DUMAS	DUMAS RACING TEAM	Oper	282.0	2	279.1	5	276.2	3	275.5	1	275.5	4	277,7
77 TONI TORPAKKO	NURMI MP RACING	Stck	279.8	4	278.4	8	277.6	6	277.6	9	277.6	3	278,2
20 JESPER JEPPESEN	PLASSEN ROADRACING TEAM	Oper	279.1	6	276.9	7	276.2	2	275.5	5	273.4	8	276,2
11 MARC MENDEZ NAVARRO	DCR RACING TEAM	Oper	274.8	1	274.1	2	272.0	8	271.4	3	271.4	6	272,7
85 FRANCISCO BERMUDEZ CABEL	TECNIMOTOR -MOTOR EXTREMO	Oper	266.0	1	264.7	4	259.6	3	259.6	6	254.7	2	260,9
19 PAUL DUFOUR	TEAM SUZUKI JEG / KAGAYAMA RA	Oper											
25 ROBERTO BLAZQUEZ FERNANDEZ	CASTROMAROTO RACING TEAM	Oper											



## SUPERSTOCK/OPEN1000

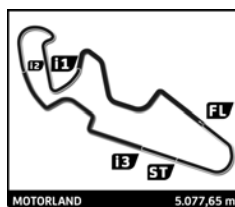
### RFME CEV CETELEM MOTORLAND ARAGON

### ENTRENAMIENTO CRONOMETRADO 2

### Secuencia de vueltas rápidas

Tiempo de sesión	Piloto	Equipo	Moto	Neumaticos	Tiempo	km/h	Vlt.	
3:53.094	<b>96</b> OSCAR GUTIERREZ IGLESIAS	VRC MOTORSPORT	YAMAHA	Opt	<b>1:55.431</b>	158.3	2	
4:29.623	<b>47</b> ANGEL RODRIGUEZ CAMPILLO	TACK KAWASAKI	KAWASAKI	PIRELLI	Stc	<b>1:55.229</b>	158.6	2
5:23.353	<b>31</b> CARMELO MORALES GOMEZ	GRAPHENANO EASYRACE SBK TEAM	BMW MOTORRA	DUNLOP	Stc	<b>1:54.094</b>	160.2	2
9:27.278	<b>34</b> XAVIER PINSACH CABAÑAS	ETG RACING	KAWASAKI	PIRELLI	Stc	<b>1:53.877</b>	160.5	4
17:00.593	<b>23</b> CHRISTOPHE PONSSON	GIL MOTOR SPORT		PIRELLI	Stc	<b>1:53.831</b>	160.6	7
24:12.913	<b>31</b> CARMELO MORALES GOMEZ	GRAPHENANO EASYRACE SBK TEAM	BMW MOTORRA	DUNLOP	Stc	<b>1:53.779</b>	160.6	9
29:54.833	<b>23</b> CHRISTOPHE PONSSON	GIL MOTOR SPORT		PIRELLI	Stc	<b>1:53.689</b>	160.8	11
31:48.388	<b>23</b> CHRISTOPHE PONSSON	GIL MOTOR SPORT		PIRELLI	Stc	<b>1:53.555</b>	161.0	12





# SUPERSTOCK/OPEN1000

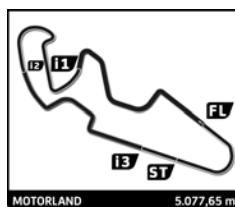
## RFME CEV CETELEM MOTORLAND ARAGON

### ENTRENAMIENTO CRONOMETRADO 2

Vuelta a vuelta

Mejor Personal Mejor de la sesión B Cruzando la línea de meta por el pit lane.

Vlt.	Tiempo	Sector 1	Sector 2	Sector 3	Sector 4	T. Sesión	Vlt.	Tiempo	Sector 1	Sector 2	Sector 3	Sector 4	T. Sesión
<b>6</b>	<b>Eeki KUPARINEN</b>					FIN	12	2:12.503	33.827	48.204	30.561	19.911	28:01.571
	TACK KAWASAKI					KAWASAKI	13	<b>1:56.072</b>	<b>33.055</b>	32.971	29.999	20.047	29:57.643
							14	1:58.049	34.004	33.470	30.335	20.240	31:55.692
1	2:06.431	41.819	34.021	30.634	19.957	2:06.431							
2	1:57.587	33.788	33.071	30.918	19.810	4:04.018							
3	1:56.889	33.469	33.045	30.590	<b>19.785</b>	6:00.907							
4	1:56.513	33.425	32.937	30.077	20.074	7:57.420							
5	<b>1:56.411</b>	33.565	<b>32.701</b>	<b>30.061</b>	20.084	9:53.831							
6	1:56.887	33.641	32.964	30.164	20.118	11:50.718							
7	1:57.065	33.636	33.048	30.290	20.091	13:47.783							
8	1:56.836	33.389	33.100	30.289	20.058	15:44.619							
9	1:56.884	33.496	32.954	30.244	20.190	17:41.503							
10	1:57.077	33.550	33.075	30.313	20.139	19:38.580							
11	1:57.245	33.538	33.043	30.444	20.220	21:35.825							
12	1:56.984	<b>33.322</b>	32.987	30.518	20.157	23:32.809							
13	1:57.211	33.502	33.089	30.446	20.174	25:30.020							
14	2:04.327 <b>B</b>	33.521	33.891	30.922	25.993	27:34.347							
<b>8</b>	<b>ERIK MORILLAS CUENCA</b>					ESP	<b>15</b>	<b>MATHIEU DUMAS</b>					FRA
	RTM					YAMAHA		DUMAS RACING TEAM					YAMAHA
1	3:18.722	1:54.691	32.988	31.136	19.907	3:18.722	1	2:06.014	35.198	39.356	31.164	20.296	2:06.014
2	<b>1:55.275</b>	33.140	32.334	29.920	19.881	5:13.997	2	1:58.958	33.877	33.152	31.653	20.276	4:04.972
3	1:55.365	<b>32.890</b>	32.353	30.320	19.802	7:09.362	3	1:57.833	33.695	33.179	30.808	20.151	6:02.805
4	1:56.000	33.129	33.197	<b>29.901</b>	19.773	9:05.362	4	1:57.539	33.628	32.891	30.681	20.339	8:00.344
5	1:56.246	33.107	<b>32.267</b>	30.406	20.466	11:01.608	5	<b>1:57.198</b>	33.611	32.918	<b>30.532</b>	<b>20.137</b>	9:57.542
6	1:55.667	33.029	32.407	30.481	19.750	12:57.275	6	2:11.342 <b>B</b>	35.387	36.008	32.718	27.229	12:08.884
7	1:55.386	33.140	32.516	29.986	<b>19.744</b>	14:52.661	7	9:42.007	8:11.734	38.703	31.244	20.326	21:50.891
8	2:08.828 <b>B</b>	39.458	33.313	30.208	25.849	17:01.489	8	1:59.220	33.502	32.874	32.630	20.214	23:50.111
9	3:40.267	2:17.261	32.825	30.338	19.843	20:41.756	9	1:57.224	<b>33.449</b>	<b>32.852</b>	30.625	20.298	25:47.335
10	1:55.518	33.116	32.543	29.962	19.897	22:37.274	10	2:32.799 <b>B</b>	38.450	40.638	39.793	33.918	28:20.134
11	2:10.710 <b>B</b>	37.414	35.461	31.184	26.651	24:47.984							
<b>11</b>	<b>MARC MENDEZ NAVARRO</b>					ESP	<b>17</b>	<b>RICARDO SASETA SOLER</b>					ESP
	DCR RACING TEAM							MCS RACING BASOLI					KAWASAKI
1	2:32.208	1:03.019	36.084	31.987	21.118	2:32.208	1	2:42.524	1:16.924	34.201	31.154	20.245	2:42.524
2	<b>2:02.031</b>	34.939	<b>34.164</b>	<b>31.960</b>	<b>20.968</b>	4:34.239	2	1:58.510	34.054	33.375	30.920	20.161	4:41.034
3	2:02.241	<b>34.787</b>	34.368	32.069	21.017	6:36.480	3	1:58.137	33.976	33.338	<b>30.574</b>	20.249	6:39.171
4	2:51.827 <b>B</b>	45.793	52.275	41.169	32.590	9:28.307	4	2:09.997 <b>B</b>	33.824	33.318	37.068	25.787	8:49.168
5	5:11.894	3:43.282	34.923	32.277	21.412	14:40.201	5	3:08.910	1:44.095	33.697	30.919	20.199	11:58.078
6	2:03.128	35.268	34.732	32.000	21.128	16:43.329	6	1:58.144	33.681	33.287	31.018	20.158	13:56.222
7	2:03.025	35.240	34.539	32.021	21.225	18:46.354	7	1:58.278	33.874	33.489	30.775	20.140	15:54.500
8	2:27.919	59.567	35.290	31.998	21.064	21:14.273	8	1:57.999	33.805	33.292	30.678	20.224	17:52.499
9	2:31.698 <b>B</b>	35.673	39.908	41.135	34.982	23:45.971	9	2:04.874 <b>B</b>	34.353	33.729	31.770	25.022	19:57.373
<b>12</b>	<b>CHRISTOPHER GOBBI</b>					ITA	<b>18</b>	<b>LUCAS DE ULACIA DE LA SOTILLA</b>					ESP
	XCTECH					HONDA		KAWASAKI PALMETO P.L. RACING					KAWASAKI
1	2:05.080	39.979	33.881	30.706	20.514	2:05.080	1	2:09.160	43.775	34.046	31.152	20.187	2:09.160
2	1:58.444	34.123	33.424	30.708	20.189	4:03.524	2	<b>1:57.310</b>	33.546	33.162	30.620	<b>19.982</b>	4:06.470
3	1:57.088	33.784	33.081	30.215	20.008	6:00.612	3	1:57.941	33.967	33.155	30.698	20.121	6:04.411
4	1:57.429	33.609	33.238	30.277	20.305	7:58.041	4	2:03.236 <b>B</b>	33.798	33.499	31.089	24.850	8:07.647
5	1:57.007	33.382	33.181	30.314	20.130	9:55.048	5	4:52.150	3:12.053	44.015	36.050	20.032	12:59.797
6	1:56.785	33.525	33.160	30.195	19.905	11:51.833	6	1:57.427	<b>33.435</b>	33.235	30.630	20.127	14:57.224
7	2:00.412 <b>B</b>	33.674	<b>32.961</b>	30.061	23.716	13:52.245	7	1:57.336	33.615	33.053	<b>30.548</b>	20.120	16:54.560
8	5:38.007	4:12.828	34.840	30.247	20.092	19:30.252	8	1:57.352	33.531	<b>33.035</b>	30.650	20.136	18:51.912
9	2:08.192	33.501	41.701	33.131	<b>19.859</b>	21:38.444	9	1:57.564	33.463	33.115	30.737	20.249	20:49.476
10	1:56.211	33.217	33.010	<b>29.951</b>	20.033	23:34.655	10	1:57.664	33.775	33.150	30.583	20.156	22:47.140
11	2:14.413	35.699	43.829	34.952	19.933	25:49.068	11	1:57.950	33.577	33.317	30.733	20.323	24:45.090
							<b>20</b>	<b>JESPER JEPPESEN</b>					NOR
								PLASSEN ROADRACING TEAM					
1	2:56.597	1:28.733	35.118	31.727	21.019	2:56.597	1	2:56.597	1:28.733	35.118	31.727	21.019	2:56.597
2	2:01.048	34.626	33.933	31.808	20.681	4:57.645	2	2:01.048	34.626	33.933	31.808	20.681	4:57.645
3	2:01.766	<b>34.355</b>	34.182	31.724	21.505	6:59.411	3	2:01.766	<b>34.355</b>	34.182	31.724	21.505	6:59.411
4	2:01.178	34.686	34.342	31.440	20.710	9:00.589	4	2:01.178	34.686	34.342	31.440	20.710	9:00.589
5	2:01.720	34.793	34.006	31.392	21.529	11:02.309	5	2:01.720	34.793	34.006	31.392	21.529	11:02.309



# SUPERSTOCK/OPEN1000

## RFME CEV CETELEM MOTORLAND ARAGON

### ENTRENAMIENTO CRONOMETRADO 2

Vuelta a vuelta

Mejor Personal Mejor de la sesión B Cruzando la línea de meta por el pit lane.

Vlt.	Tiempo	Sector 1	Sector 2	Sector 3	Sector 4	T. Sesión
6	2:01.182	34.685	34.545	31.293	20.659	13:03.491
7	2:00.827	34.577	33.926	31.619	20.705	15:04.318
8	2:11.904B	35.032	35.075	32.330	29.467	17:16.222
9	10:41.402B	8:51.193	35.522	32.458	42.229	27:57.624

21 JULIAN MAZUECOS FERNANDEZ ESP						
KAWASAKI PALMETO PL RACING KAWASAKI						
1	2:08.624	43.243	34.382	30.992	20.007	2:08.624
2	1:57.065	33.752	32.770	30.612	19.931	4:05.689
3	1:57.351	33.814	33.043	30.511	19.983	6:03.040
4	1:56.941	33.477	33.131	30.435	19.898	7:59.981
5	1:56.824	33.487	32.929	30.432	19.976	9:56.805
6	2:26.263	46.445	43.304	34.238	22.276	12:23.068
7	1:56.547	33.575	32.803	30.319	19.850	14:19.615
8	2:17.535B	39.224	36.111	33.113	29.087	16:37.150
9	5:28.994	3:48.777	44.103	36.115	19.999	22:06.144
10	1:55.857	33.203	32.662	30.130	19.862	24:02.001
11	1:57.106	33.594	32.823	30.521	20.168	25:59.107
12	2:06.839	42.900	33.964	30.147	19.828	28:05.946
13	1:55.725	33.153	32.642	30.168	19.762	30:01.671

22 IVAN SILVA ALBEROLA ESP						
JEG / KAGAYAMA RACING SUZUKI						
1	3:30.476	1:37.745	47.960	43.850	20.921	3:30.476
2	2:11.936B	36.096	36.900	33.541	25.399	5:42.412
3	10:11.187	8:45.589	34.139	30.930	20.529	15:53.599
4	1:56.920	33.842	32.846	30.155	20.077	17:50.519
5	2:01.254	37.619	32.836	30.904	19.895	19:51.773
6	1:55.693	33.357	32.364	30.011	19.961	21:47.466
7	1:56.736	33.301	32.941	30.636	19.858	23:44.202
8	1:55.614	32.928	32.649	30.106	19.931	25:39.816
9	1:56.501	33.415	32.675	30.081	20.330	27:36.317
10	1:56.480	33.678	32.708	30.009	20.085	29:32.797
11	2:17.561	45.420	34.792	33.885	23.464	31:50.358

23 CHRISTOPHE PONSSON FRA						
GIL MOTOR SPORT						
1	2:07.963	42.546	34.268	31.044	20.105	2:07.963
2	1:55.577	33.043	32.387	30.316	19.831	4:03.540
3	1:56.373	33.146	33.009	30.316	19.902	5:59.913
4	1:55.605	33.168	32.565	30.118	19.754	7:55.518
5	2:14.080B	38.731	35.418	32.716	27.215	10:09.598
6	4:57.164	3:23.573	40.131	33.099	20.361	15:06.762
7	1:53.831	32.741	31.913	29.652	19.525	17:00.593
8	1:54.222	32.575	32.135	29.964	19.548	18:54.815
9	2:11.723B	37.892	35.361	33.448	25.022	21:06.538
10	6:54.606	5:21.200	37.256	35.021	21.129	28:01.144
11	1:53.689	32.692	31.880	29.577	19.540	29:54.833
12	1:53.555	32.442	31.877	29.670	19.566	31:48.388

24 ANGEL POYATOS ALARCON ESP						
I+DENT RACING TEAM SUZUKI						
1	2:14.060	48.236	33.728	31.785	20.311	2:14.060
2	1:57.079	33.668	32.826	30.491	20.094	4:11.139
3	1:56.990	33.636	32.911	30.338	20.105	6:08.129
4	2:06.440	39.743	33.632	32.630	20.435	8:14.569
5	2:07.932B	34.582	34.414	32.061	26.875	10:22.501

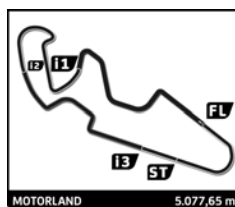
Vlt.	Tiempo	Sector 1	Sector 2	Sector 3	Sector 4	T. Sesión
6	11:35.003	...	37.448	31.784	20.275	21:57.504
7	2:03.879	33.670	33.152	36.080	20.977	24:01.383
8	2:00.969	33.716	33.176	34.056	20.021	26:02.352
9	1:57.567	33.635	33.154	30.534	20.244	27:59.919
10	2:23.764	45.685	43.432	33.262	21.385	30:23.683

27 RIGO SALAZAR CERON COL						
DR7-FIFTY MOTORSPORT KAWASAKI						
1	4:55.448	3:28.243	34.777	31.796	20.632	4:55.448
2	2:00.519	34.889	33.918	31.171	20.541	6:55.967
3	2:00.126	34.775	33.976	30.951	20.424	8:56.093
4	2:01.467	34.551	34.093	31.842	20.981	10:57.560
5	2:10.542	34.751	33.980	31.218	30.593	13:08.102
6	2:10.069B	35.010	33.608	30.898	30.553	15:18.171
7	5:59.146	4:33.071	34.366	31.164	20.545	21:17.317
8	1:59.351	34.568	33.625	30.722	20.436	23:16.668
9	1:59.817	34.317	33.768	31.139	20.593	25:16.485
10	2:00.206	34.735	33.686	31.261	20.524	27:16.691
11	2:00.568	34.970	34.045	31.025	20.528	29:17.259
12	2:01.370	34.577	35.168	31.076	20.549	31:18.629

31 CARMELO MORALES GOMEZ ESP						
GRAPHENANO EASYRACE SBK TE, BMW MOTORRAD						
1	3:29.259	2:03.688	33.785	31.776	20.010	3:29.259
2	1:54.094	32.785	32.102	29.690	19.517	5:23.353
3	1:54.263	32.692	32.317	29.807	19.447	7:17.616
4	1:54.851	32.522	32.259	29.886	20.184	9:12.467
5	1:54.165	32.745	32.280	29.728	19.412	11:06.632
6	2:03.719B	32.709	32.532	31.744	26.734	13:10.351
7	7:14.661	5:52.500	32.671	29.961	19.529	20:25.012
8	1:54.122	32.571	32.270	29.804	19.477	22:19.134
9	1:53.779	32.452	32.258	29.628	19.441	24:12.913
10	1:55.916	32.451	32.378	31.424	19.663	26:08.829
11	1:54.753	32.755	32.169	30.160	19.669	28:03.582
12	1:54.551	32.786	32.290	29.940	19.535	29:58.133
13	1:59.264	33.299	34.335	31.244	20.386	31:57.397

33 NIKO MAKINEN FIN						
YAMAHA STRATOS YAMAHA						
1	2:34.419	1:08.099	34.512	31.162	20.646	2:34.419
2	1:59.369	34.357	33.307	31.256	20.449	4:33.788
3	1:58.478	33.973	33.195	30.775	20.535	6:32.266
4	1:58.379	33.985	33.255	30.617	20.522	8:30.645
5	1:57.749	33.820	33.083	30.519	20.327	10:28.394
6	2:15.883B	35.146	34.701	35.507	30.529	12:44.277
7	6:12.033	4:45.130	34.719	31.892	20.292	18:56.310
8	1:57.171	33.810	32.882	30.213	20.266	20:53.481
9	1:57.405	33.531	32.965	30.512	20.397	22:50.886
10	1:57.606	33.651	32.999	30.549	20.407	24:48.492
11	2:12.795B	35.880	35.236	33.263	28.416	27:01.287

34 XAVIER PINSACH CABAÑAS ESP						
ETG RACING KAWASAKI						
1	3:44.700	2:21.596	32.580	30.664	19.860	3:44.700
2	1:54.537	32.697	32.324	29.918	19.598	5:39.237
3	1:54.164	32.638	32.246	29.679	19.601	7:33.401
4	1:53.877	32.573	32.209	29.607	19.488	9:27.278



# SUPERSTOCK/OPEN1000

## RFME CEV CETELEM MOTORLAND ARAGON

### ENTRENAMIENTO CRONOMETRADO 2

Vuelta a vuelta

Mejor Personal Mejor de la sesión B Cruzando la línea de meta por el pit lane.

Vlt.	Tiempo	Sector 1	Sector 2	Sector 3	Sector 4	T. Sesión
5	1:54.845	33.141	32.342	29.749	19.613	11:22.123
6	1:53.901	32.601	<b>32.171</b>	29.618	19.511	13:16.024
7	1:59.108	36.646	32.719	29.878	19.865	15:15.132
8	1:54.393	32.682	32.289	29.795	19.627	17:09.525
9	1:54.296	32.623	32.259	29.801	19.613	19:03.821
10	2:06.714 B	34.332	32.584	29.673	30.125	21:10.535
11	9:45.169	8:20.436	33.290	31.253	20.190	30:55.704

46 MIKE JONES							AUS
TEAM SPEED RACING							KAWASAKI
1	2:30.967	1:07.302	33.547	30.395	19.723	2:30.967	
2	1:56.017	33.544	32.660	29.917	19.896	4:26.984	
3	1:55.007	32.935	32.385	<b>29.837</b>	19.850	6:21.991	
4	<b>1:54.660</b>	<b>32.680</b>	<b>32.348</b>	29.857	<b>19.675</b>	8:16.551	
5	2:03.457 B	32.930	32.566	29.982	27.979	10:20.008	

47 ANGEL RODRIGUEZ CAMPILLO							ESP
TACK KAWASAKI							KAWASAKI
1	2:34.394	1:09.481	34.044	30.771	20.098	2:34.394	
2	1:55.229	33.016	32.751	<b>29.688</b>	<b>19.774</b>	4:29.623	
3	<b>1:55.220</b>	<b>32.744</b>	32.653	29.982	19.841	6:24.843	
4	2:04.566 B	32.794	<b>32.236</b>	30.053	29.483	8:29.409	
5	5:48.746	4:05.360	48.675	34.665	20.046	14:18.155	
6	1:56.122	33.361	32.774	30.033	19.954	16:14.277	
7	1:55.588	33.051	32.582	29.977	19.978	18:09.865	
8	1:55.704	33.123	32.643	30.013	19.925	20:05.569	
9	2:23.687 B	41.676	38.991	33.833	29.187	22:29.256	

55 ALEJANDRO MEDINA MAYO							ESP
CARDOSO SCHOOL RACING							YAMAHA
1	6:03.130 B	1:53.992	33.377	3:02.858	32.903	6:03.130	
2	4:24.954 B	2:10.582	34.800	48.714	50.858	10:28.084	
3	6:30.907 B	4:54.872	34.481	32.432	29.122	16:58.991	
4	9:24.503	8:00.016	33.705	30.825	19.957	26:23.494	
5	1:56.804	33.038	32.915	31.088	<b>19.763</b>	28:20.298	
6	<b>1:54.262</b>	<b>32.695</b>	<b>32.092</b>	<b>29.689</b>	19.786	30:14.560	

59 DAVID MCFADDEN							RSA
YAMAHA STRATOS							YAMAHA
1	2:26.440	1:01.525	33.560	30.770	20.585	2:26.440	
2	1:57.242	33.353	32.822	30.946	20.121	4:23.682	
3	2:11.200	33.303	32.885	30.320	34.692	6:34.882	
4	2:06.923	39.576	36.788	30.340	20.219	8:41.805	
5	1:56.924	33.414	33.013	30.295	20.202	10:38.729	
6	2:04.243 B	33.362	32.945	30.528	27.408	12:42.972	
7	6:59.025	5:32.270	35.970	30.667	20.118	19:41.997	
8	<b>1:55.587</b>	33.111	<b>32.606</b>	<b>29.976</b>	<b>19.894</b>	21:37.584	
9	2:20.613 B	<b>32.929</b>	35.635	45.544	26.505	23:58.197	
10	4:50.492	3:25.243	34.057	30.957	20.235	28:48.689	
11	2:24.143	33.575	33.283	55.413	21.872	31:12.832	

65 OLE PLASSEN							NOR
PLASSEN ROADRACING TEAM							
1	2:38.082	1:14.719	32.946	30.314	20.103	2:38.082	
2	2:09.784 B	33.879	34.491	32.600	28.814	4:47.866	
3	5:35.529	4:12.069	33.124	30.483	19.853	10:23.395	
4	1:55.104	32.819	32.193	30.273	19.819	12:18.499	

Vlt.	Tiempo	Sector 1	Sector 2	Sector 3	Sector 4	T. Sesión
5	2:08.870 B	33.404	32.533	37.631	25.302	14:27.369
6	9:39.731	8:09.399	39.380	31.053	19.899	24:07.100
7	<b>1:54.146</b>	32.635	<b>32.071</b>	<b>29.825</b>	<b>19.615</b>	26:01.246
8	1:59.345 B	<b>32.270</b>	32.494	30.604	23.977	28:00.591

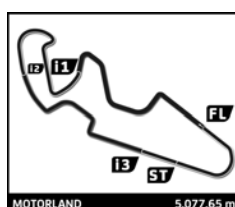
69 FLORIAN DROUIN							FRA
TEAM FOULOI							YAMAHA
1	2:31.606	56.949	42.680	31.506	20.471	2:31.606	
2	2:08.877	34.007	33.573	40.450	20.847	4:40.483	
3	2:12.850 B	34.465	38.066	32.954	27.365	6:53.333	
4	4:09.444	2:38.957	37.341	31.469	21.677	11:02.777	
5	1:59.082	34.492	33.644	<b>30.649</b>	<b>20.297</b>	13:01.859	
6	<b>1:58.497</b>	<b>33.873</b>	33.481	30.764	20.379	15:00.356	
7	2:21.647 B	34.060	<b>33.058</b>	42.014	32.515	17:22.003	
8	3:42.548	2:11.501	39.428	31.080	20.539	21:04.551	
9	2:01.932	34.457	33.748	33.256	20.471	23:06.483	
10	1:59.773	34.291	33.740	30.996	20.746	25:06.256	
11	1:59.887	34.470	33.660	31.083	20.674	27:06.143	
12	1:59.500	34.021	33.681	31.057	20.741	29:05.643	
13	1:59.328	34.209	33.530	30.891	20.698	31:04.971	

72 CHRIS LEESCH							LUX
SUZUKI JEG RACING							SUZUKI
1	2:30.650	1:04.116	35.033	30.990	20.511	2:30.650	
2	1:57.810	34.217	32.978	30.301	20.314	4:28.460	
3	1:57.246	33.597	32.943	30.751	19.955	6:25.706	
4	1:56.591	33.540	32.853	30.314	<b>19.884</b>	8:22.297	
5	1:57.227	33.567	33.138	30.438	20.084	10:19.524	
6	2:19.348 B	38.251	39.206	34.948	26.943	12:38.872	
7	7:48.381	6:24.072	33.883	30.478	19.948	20:27.253	
8	<b>1:56.200</b>	33.537	<b>32.697</b>	<b>30.054</b>	19.912	22:23.453	
9	1:56.524	33.440	32.883	30.237	19.964	24:19.977	
10	1:59.119	<b>33.391</b>	33.053	32.548	20.127	26:19.096	
11	1:57.347	33.635	33.082	30.492	20.138	28:16.443	
12	1:56.938	33.602	32.966	30.255	20.115	30:13.381	

77 TONI TORPAKKO							FIN
NURMI MP RACING							SUZUKI
1	3:05.491	1:36.661	35.027	32.348	21.455	3:05.491	
2	2:02.062	35.431	34.327	31.333	20.971	5:07.553	
3	2:05.451	34.860	33.824	35.915	20.852	7:13.004	
4	2:00.168	34.497	33.735	31.167	20.769	9:13.172	
5	1:59.548	<b>34.314</b>	33.658	30.966	20.610	11:12.720	
6	2:00.455	34.484	33.672	31.548	20.751	13:13.175	
7	2:17.256 B	40.173	36.272	34.677	26.134	15:30.431	
8	5:13.058	3:43.361	37.742	31.404	<b>20.551</b>	20:43.489	
9	2:01.743	35.139	33.957	31.954	20.693	22:45.232	
10	<b>1:59.498</b>	34.529	<b>33.435</b>	<b>30.941</b>	20.593	24:44.730	
11	2:06.525	34.716	33.689	36.899	21.221	26:51.255	
12	2:15.330	34.893	34.329	31.759	34.349	29:06.585	
13	2:00.741	34.833	33.784	31.285	20.839	31:07.326	

84 JULIAN MIRALLES RODRIGUEZ							ESP
GRAPHENANO EASYRACE TEAM							BMW MOTORRAD
1	4:42.992	3:10.807	39.810	32.368	20.007	4:42.992	
2	1:55.707	33.175	32.849	29.999	19.684	6:38.699	
3	1:54.639	32.919	32.413	29.730	19.577	8:33.338	





# SUPERSTOCK/OPEN1000

## RFME CEV CETELEM MOTORLAND ARAGON

### ENTRENAMIENTO CRONOMETRADO 2

Vuelta a vuelta

Mejor Personal Mejor de la sesión B Cruzando la línea de meta por el pit lane.

Vlt.	Tiempo	Sector 1	Sector 2	Sector 3	Sector 4	T. Sesión	Vlt.	Tiempo	Sector 1	Sector 2	Sector 3	Sector 4	T. Sesión		
4	1:54.443	32.675	32.431	29.763	19.574	10:27.781	8	2:15.859B	41.714	33.529	33.490	27.126	17:37.632		
5	1:54.468	32.647	32.375	29.620	19.826	12:22.249	9	3:33.954	2:06.620	34.870	32.092	20.372	21:11.586		
6	1:54.880	32.727	32.287	30.009	19.857	14:17.129	10	1:58.443	33.859	33.347	30.897	20.340	23:10.029		
7	2:12.146B	37.550	33.746	32.417	28.433	16:29.275	11	1:57.877	33.715	33.183	30.654	20.325	25:07.906		
8	9:19.490	7:45.045	39.653	34.839	19.953	25:48.765	12	1:58.467	33.881	33.456	30.575	20.555	27:06.373		
9	2:18.289	33.955	48.109	32.660	23.565	28:07.054	13	2:05.398	40.321	33.807	30.788	20.482	29:11.771		
10	1:59.046	34.903	34.372	30.022	19.749	30:06.100	14	1:57.715	33.630	33.159	30.559	20.367	31:09.486		
<b>85</b>	<b>FRANCISCO BERMUDEZ CABELLO</b>						ESP	<b>94</b>	<b>NAOMICHI URAMOTO</b>						JPN
TECNIMOTOR -MOTOR EXTREMO KAWASAKI							TEAM SUZUKI JEG / KAGAYAMA R <sup>A</sup> SUZUKI								
1	2:50.915	1:19.111	36.418	33.343	22.043	2:50.915	1	2:27.378	1:00.722	33.238	31.754	21.664	2:27.378		
2	2:08.658	36.558	36.075	33.680	22.345	4:59.573	2	1:55.645	32.987	32.606	30.162	19.890	4:23.023		
3	2:06.670	36.409	35.911	32.625	21.725	7:06.243	3	1:55.431	32.915	32.568	29.976	19.972	6:18.454		
4	2:06.375	36.188	35.819	32.743	21.625	9:12.618	4	2:01.708B	33.054	32.696	30.005	25.953	8:20.162		
5	2:06.910	36.206	35.720	33.098	21.886	11:19.528	5	9:23.186	7:51.305	39.837	31.918	20.126	17:43.348		
6	2:05.694	36.192	35.403	32.406	21.693	13:25.222	6	1:55.202	32.856	32.394	30.010	19.942	19:38.550		
7	2:21.989B	42.274	35.770	33.284	30.661	15:47.211	7	2:09.791	47.281	32.633	29.952	19.925	21:48.341		
<b>88</b>	<b>KEV COGLAN</b>						GBR	<b>96</b>	<b>OSCAR GUTIERREZ IGLESIAS</b>						ESP
JEG / KAGAYAMA RACING SUZUKI							VRC MOTORSPORT YAMAHA								
1	2:25.960	1:00.003	33.757	31.659	20.541	2:25.960	1	1:57.663	33.307	33.117	30.474	20.765	1:57.663		
2	1:56.293	33.428	32.668	30.183	20.014	4:22.253	2	1:55.431	33.206	32.385	30.002	19.838	3:53.094		
3	1:55.935	33.358	32.660	29.949	19.968	6:18.188	3	1:55.218	32.951	32.515	30.003	19.749	5:48.312		
4	1:55.666	33.114	32.569	30.076	19.907	8:13.854	4	2:04.780B	33.071	32.580	32.438	26.691	7:53.092		
5	2:10.097B	38.326	34.255	31.010	26.506	10:23.951	5	8:06.711	6:31.925	37.534	34.895	22.357	15:59.803		
6	6:27.744	4:49.996	37.794	37.718	22.236	16:51.695	6	1:54.988	33.031	32.291	29.848	19.818	17:54.791		
7	2:12.483	33.699	41.335	33.119	24.330	19:04.178	7	1:56.012	32.702	32.774	30.783	19.753	19:50.803		
8	1:54.996	32.972	32.381	29.894	19.749	20:59.174	8	1:54.786	32.838	32.341	29.903	19.704	21:45.589		
9	1:54.787	32.909	32.386	29.738	19.754	22:53.961	9	1:55.227	32.793	32.549	30.103	19.782	23:40.816		
10	2:10.120B	37.159	34.248	32.150	26.563	25:04.081	10	1:55.243	32.895	32.556	30.031	19.761	25:36.059		
11	3:17.149	1:45.522	39.068	32.727	19.832	28:21.230	11	1:55.707	32.667	33.019	30.212	19.809	27:31.766		
12	1:54.620	32.794	32.457	29.681	19.688	30:15.850	12	2:14.795	44.538	38.123	31.638	20.496	29:46.561		
<b>89</b>	<b>CHRISTIAN PALOMARES VILAR</b>						ESP	<b>99</b>	<b>PEDRO RODRIGUEZ GONZALEZ</b>						ESP
AIT PASTRANA RACING TEAM YAMAHA							CASTROMAROTO RACING TEAM BMW MOTORRAD								
1	2:32.667	46.978	33.751	43.031	28.907	2:32.667	1	2:39.699	1:15.896	33.063	30.184	20.556	2:39.699		
2	1:55.652	33.085	32.660	29.913	19.994	4:28.319	2	2:00.798	32.986	34.052	32.726	21.034	4:40.497		
3	1:54.489	32.754	32.178	29.770	19.787	6:22.808	3	1:55.997	33.225	32.621	30.077	20.074	6:36.494		
4	1:54.701	32.704	32.333	29.866	19.798	8:17.509	4	1:57.342	33.444	32.501	30.585	20.812	8:33.836		
5	2:01.573B	32.839	32.517	31.182	25.035	10:19.082	5	1:54.554	32.969	32.214	29.744	19.627	10:28.390		
6	7:54.478	6:16.755	45.379	32.248	20.096	18:13.560	6	1:54.370	32.660	32.272	29.777	19.661	12:22.760		
7	1:55.962	32.997	32.205	30.880	19.880	20:09.522	7	1:54.474	32.739	32.181	29.892	19.662	14:17.234		
8	1:55.676	32.955	32.597	30.107	20.017	22:05.198	8	2:17.424B	40.357	36.719	32.074	28.274	16:34.658		
9	1:55.546	32.839	32.664	30.079	19.964	24:00.744	9	12:01.736	...	42.397	35.962	21.736	28:36.394		
10	2:09.152	38.126	39.966	31.013	20.047	26:09.896	10	2:11.342	35.949	36.251	33.427	25.715	30:47.736		
11	1:55.653	32.786	32.824	30.087	19.956	28:05.549									
12	1:55.536	32.944	32.542	30.125	19.925	30:01.085									
<b>91</b>	<b>MARC LOPEZ MUÑOZ</b>						ESP								
GV RACING YAMAHA															
1	3:01.109	1:34.634	34.394	31.283	20.798	3:01.109									
2	1:58.695	34.188	33.318	30.818	20.371	4:59.804									
3	1:58.458	33.643	33.413	31.166	20.236	6:58.262									
4	2:28.615	34.029	1:02.655	31.611	20.320	9:26.877									
5	1:58.036	33.912	33.189	30.597	20.338	11:24.913									
6	1:59.035	33.957	34.069	30.683	20.326	13:23.948									
7	1:57.825	33.790	33.182	30.519	20.334	15:21.773									