



## Superstock/Open1000

### RFME CTO. ESPAÑA CETELEM DE VELOCIDAD

#### Carrera (17 vueltas, 66,9 km.)

### Clasificación

Piloto	Nac	Equipo	Moto	Neumaticos	Vlts.	Tiempo	Dif. Km/h	Mejor Vuelta			
								Vlt.	Tiempo Km/h		
1	31	Carmelo MORALES GOMEZ	ESP GRAPHENANO EASYRACE SBK TEAM	BMW MOTORRAD	DUNLOP	Stck 17	28:39.154	- 140.0	4	1:39.878	141.8
2	34	Xavier PINSACH CABAÑAS	ESP ETG RACING	KAWASAKI	PIRELLI	Stck 17	28:41.481	+2.327 139.8	2	1:40.243	141.2
3	55	Alejandro MEDINA MAYO	ESP CARDOSO SCHOOL RACING	YAMAHA	MICHELIN	Stck 17	28:47.671	+8.517 139.3	2	1:40.432	141.0
4	46	Mike JONES	AUS TEAM SPEED RACING	KAWASAKI	MICHELIN	Stck 17	28:49.520	+10.366 139.2	3	1:40.649	140.7
5	89	Christian PALOMARES VILAR	ESP AIT PASTRANA RACING TEAM	YAMAHA	MICHELIN	Stck 17	28:51.153	+11.999 139.0	2	1:40.601	140.7
6	47	Angel RODRIGUEZ CAMPILLO	ESP TACK KAWASAKI	KAWASAKI	PIRELLI	Stck 17	28:52.615	+13.461 138.9	3	1:40.651	140.7
7	23	Christophe PONSSON	FRA GIL MOTOR SPORT		PIRELLI	Stck 17	28:58.898	+19.744 138.4	9	1:41.308	139.8
8	61	Marc MIRALLES GONZALEZ	ESP TEAM SPEED RACING	KAWASAKI	MICHELIN	Stck 17	29:01.444	+22.290 138.2	2	1:40.849	140.4
9	94	Naomichi URAMOTO	JAP TEAM SUZUKI JEG / KAGAYAMA RACING	SUZUKI		Stck 17	29:01.870	+22.716 138.2	7	1:41.383	139.7
10	22	Ivan SILVA ALBEROLA	ESP JEG / KAGAYAMA RACING	SUZUKI	MICHELIN	Stck 17	29:14.051	+34.897 137.2	8	1:41.898	139.0
11	99	Pedro RODRIGUEZ GONZALEZ	ESP CASTROMAROTO RACING TEAM		PIRELLI	Stck 17	29:16.452	+37.298 137.0	8	1:41.750	139.2
12	24	Angel POYATOS ALARCON	ESP I+DENT RACING TEAM	SUZUKI	MICHELIN	Stck 17	29:16.734	+37.580 137.0	6	1:41.917	138.9
13	65	Ole Bjorn PLASSEN	NOR PLASSEN ROADRACING TEAM		PIRELLI	Stck 17	29:17.273	+38.119 137.0	3	1:41.810	139.1
14	8	Erik MORILLAS CUENCA	ESP RTM	YAMAHA	PIRELLI	Ope 17	29:26.252	+47.098 136.3	4	1:41.606	139.4
15	12	Christopher GOBBI	ITA XCTECH	HONDA	PIRELLI	Ope 17	29:29.165	+50.011 136.1	3	1:42.571	138.0
16	21	Julian MAZUECOS FERNANDEZ	ESP KAWASAKI PALMETO PL RACING	KAWASAKI	MICHELIN	Stck 17	29:30.326	+51.172 136.0	3	1:42.887	137.6
17	17	Ricardo SASETA SOLER	ESP MCS RACING BASOLI	KAWASAKI	DUNLOP	Ope 17	29:30.713	+51.559 135.9	9	1:42.878	137.6
18	18	Lucas DE ULACIA DE LA SOTIL	ESP KAWASAKI PALMETO P.L. RACING	KAWASAKI	MICHELIN	Stck 17	29:56.168	+1:17.014 134.0	6	1:44.259	135.8
19	88	Kev COGHLAN	GBR JEG / KAGAYAMA RACING	SUZUKI	MICHELIN	Stck 17	29:57.703	+1:18.549 133.9	4	1:40.696	140.6
20	33	Niko MAKINEN	FIN YAMAHA STRATOS	YAMAHA	DUNLOP	Ope 17	30:02.859	+1:23.705 133.5	4	1:42.891	137.6
21	69	Florian DROUIN	FRA TEAM FOULOI	YAMAHA	PIRELLI	Ope 17	30:09.755	+1:30.601 133.0	3	1:45.064	134.8
22	19	Paul DUFOUR	FRA TEAM SUZUKI JEG / KAGAYAMA RACING	SUZUKI	MICHELIN	Ope 17	30:14.882	+1:35.728 132.6	2	1:44.799	135.1
23	77	Toni TORPAKKO	FIN NURMI MP RACING	SUZUKI		Stck 17	30:14.994	+1:35.840 132.6	4	1:45.149	134.7
24	25	Roberto BLAZQUEZ FERNANDEZ	ESP CASTROMAROTO RACING TEAM	BMW	PIRELLI	Ope 17	30:15.962	+1:36.808 132.5	4	1:44.280	135.8

#### No clasificados:

42	David CHECA CARRERA	ESP	YAMAHA STRATOS	YAMAHA	DUNLOP	Stck 16	27:08.735		3	1:40.757	140.5
3	Miguel A. FERNANDEZ VIDAL	ESP	JK COMPETICION	YAMAHA	MICHELIN	Stck 9	15:40.527		3	1:42.989	137.5
92	Julio DOMINGUEZ GAVIRA	ESP	GRAPHENANO EASYRACE TEAM	BMW MOTORRAD	DUNLOP	Ope 9	16:38.869		2	1:46.572	132.9
6	Eeki KUPARINEN	FIN	TACK KAWASAKI	KAWASAKI	PIRELLI	Stck 1	1:50.728				

<b>Pole</b>		X. PINSACH CABAÑAS	1:39.357	142.5 Kph
<b>Vuelta Rápida</b>	Vlt. 4	Carmelo MORALES GOMEZ	1:39.878	141.8 Kph

Hora de publicación: .....

Estado de pista: **SECO**

Director de carrera:	Cronometrador:
----------------------	----------------



## Superstock/Open1000

### RFME CTO. ESPAÑA CETELEM DE VELOCIDAD

#### Carrera


#### Clasificación por clase

Nº	Piloto	Nac	Equipo	Moto	Vlts.	Tiempo	Diff.	Mejor Vuelta		
								Km/h	Vlt.	Tiempo
<b>Open</b>										
1	8 Erik MORILLAS CUENCA	ESP	RTM	YAMAHA	17	29:26.252	136.3	4	1:41.606	139.4
2	12 Christopher GOBBI	ITA	XCTECH	HONDA	17	29:29.165	+2.913 136.1	3	1:42.571	138.0
3	17 Ricardo SASETA SOLER	ESP	MCS RACING BASOLI	KAWASAKI	17	29:30.713	+4.461 135.9	9	1:42.878	137.6
4	33 Niko MAKINEN	FIN	YAMAHA STRATOS	YAMAHA	17	30:02.859	+36.607 133.5	4	1:42.891	137.6
5	69 Florian DROUIN	FRA	TEAM FOULOI	YAMAHA	17	30:09.755	+43.503 133.0	3	1:45.064	134.8
6	19 Paul DUFOUR	FRA	TEAM SUZUKI JEG / KAGAYAMA RACING	SUZUKI	17	30:14.882	+48.630 132.6	2	1:44.799	135.1
7	25 Roberto BLAZQUEZ FERNANDEZ	ESP	CASTROMAROTO RACING TEAM	BMW	17	30:15.962	+49.710 132.5	4	1:44.280	135.8
<b>No clasificados:</b>										
92	Julio DOMINGUEZ GAVIRA	ESP	GRAPHENANO EASYRACE TEAM	BMW MOTORRAD	9	16:38.869		2	1:46.572	132.9
<b>Stck</b>										
1	31 Carmelo MORALES GOMEZ	ESP	GRAPHENANO EASYRACE SBK TEAM	BMW MOTORRAD	17	28:39.154	140.0	4	1:39.878	141.8
2	34 Xavier PINSACH CABAÑAS	ESP	ETG RACING	KAWASAKI	17	28:41.481	+2.327 139.8	2	1:40.243	141.2
3	55 Alejandro MEDINA MAYO	ESP	CARDOSO SCHOOL RACING	YAMAHA	17	28:47.671	+8.517 139.3	2	1:40.432	141.0
4	46 Mike JONES	AUS	TEAM SPEED RACING	KAWASAKI	17	28:49.520	+10.366 139.2	3	1:40.649	140.7
5	89 Christian PALOMARES VILAR	ESP	AIT PASTRANA RACING TEAM	YAMAHA	17	28:51.153	+11.999 139.0	2	1:40.601	140.7
6	47 Angel RODRIGUEZ CAMPILLO	ESP	TACK KAWASAKI	KAWASAKI	17	28:52.615	+13.461 138.9	3	1:40.651	140.7
7	23 Christophe PONSSON	FRA	GIL MOTOR SPORT		17	28:58.898	+19.744 138.4	9	1:41.308	139.8
8	61 Marc MIRALLES GONZALEZ	ESP	TEAM SPEED RACING	KAWASAKI	17	29:01.444	+22.290 138.2	2	1:40.849	140.4
9	94 Naomichi URAMOTO	JAP	TEAM SUZUKI JEG / KAGAYAMA RACING	SUZUKI	17	29:01.870	+22.716 138.2	7	1:41.383	139.7
10	22 Ivan SILVA ALBEROLA	ESP	JEG / KAGAYAMA RACING	SUZUKI	17	29:14.051	+34.897 137.2	8	1:41.898	139.0
11	99 Pedro RODRIGUEZ GONZALEZ	ESP	CASTROMAROTO RACING TEAM		17	29:16.452	+37.298 137.0	8	1:41.750	139.2
12	24 Angel POYATOS ALARCON	ESP	I+DENT RACING TEAM	SUZUKI	17	29:16.734	+37.580 137.0	6	1:41.917	138.9
13	65 Ole Bjorn PLASSEN	NOR	PLASSEN ROADRACING TEAM		17	29:17.273	+38.119 137.0	3	1:41.810	139.1
14	21 Julian MAZUECOS FERNANDEZ	ESP	KAWASAKI PALMETO PL RACING	KAWASAKI	17	29:30.326	+51.172 136.0	3	1:42.887	137.6
15	18 Lucas DE ULACIA DE LA SOTILLA	ESP	KAWASAKI PALMETO P.L. RACING	KAWASAKI	17	29:56.168	+1'17.014 134.0	6	1:44.259	135.8
16	88 Kev COGHLAN	GBR	JEG / KAGAYAMA RACING	SUZUKI	17	29:57.703	+1'18.549 133.9	4	1:40.696	140.6
17	77 Toni TORPAKKO	FIN	NURMI MP RACING	SUZUKI	17	30:14.994	+1'35.840 132.6	4	1:45.149	134.7
<b>No clasificados:</b>										
42	David CHECA CARRERA	ESP	YAMAHA STRATOS	YAMAHA	16	27:08.735		3	1:40.757	140.5
3	Miguel A. FERNANDEZ VIDAL	ESP	JK COMPETICION	YAMAHA	9	15:40.527		3	1:42.989	137.5
6	Eeki KUPARINEN	FIN	TACK KAWASAKI	KAWASAKI	1	1:50.728				

Hora publicación: .....

Estado de pista: **SECO**

Director de carrera:	Cronometrador:




## Superstock/Open1000

RFME CTO. ESPAÑA CETELEM DE VELOCIDAD


Carrera ((17 vueltas, 66,9 km.))

Parrilla de Salida

69 F. DROUIN	1:44.929	27	77 T. TORPAKKO	1:44.447	26	32 J. DOMINGUEZ GAVIRA	1:45.918	28
19 P. DUFOUR	1:43.280	24	17 R. SASETA SOLER	1:42.737	23	. DE ULACIA DE LA SOTII	1:43.413	25
J. MAZUECOS FERNANDI	1:42.469	21	12 C. GOBBI	1:42.255	20	R. BLAZQUEZ FERNANDI	1:42.659	22
33 N. MAKINEN	1:42.062	18	P. RODRIGUEZ GONZALE	1:41.431	17	3 M. FERNANDEZ VIDAL	1:42.133	19
24 A. POYATOS ALARCON	1:41.371	15	6 E. KUPARINEN	1:41.228	14	65 O. PLASSEN	1:41.423	16
94 N. URAMOTO	1:40.786	12	22 I. SILVA ALBEROLA	1:40.596	11	1 M. MIRALLES GONZALE	1:40.930	13
8 E. MORILLAS CUENCA	1:40.486	9	42 D. CHECA CARRERA	1:40.282	8	23 C. PONSSON	1:40.519	10
88 K. COGLAN	1:40.226	6	46 M. JONES	1:40.105	5	A. RODRIGUEZ CAMPILL	1:40.267	7
55 A. MEDINA MAYO	1:39.804	3	31 C. MORALES GOMEZ	1:39.667	2	89 C. PALOMARES VILAR	1:39.922	4
						34 X. PINSACH CABAÑAS	1:39.357	1



Comissarios Deportivos:	Cronometrador:
-------------------------	----------------



# Superstock/Open1000


## RFME CTO. ESPAÑA CETELEM DE VELOCIDAD

### Carrera

### Planing

#### VUELTA

Nº	Pos	Grid	1	2	3	4	5	6	7	8	9	10	11	12	13	14	15	16	17
34	1	34	31	31	31	31	31	31	31	31	31	31	31	31	31	31	31	31	31
31	2	31	34	34	34	34	34	34	34	34	34	34	34	34	34	34	34	34	34
55	3	55	55	55	55	55	55	89	89	89	89	89	55	55	55	55	55	55	55
89	4	89	89	89	89	89	89	55	55	55	55	55	89	89	89	89	46	46	46
46	5	46	61	61	61	61	88	46	46	46	46	46	46	46	46	46	89	42	89
88	6	88	42	88	88	88	46	47	47	47	47	47	47	47	42	42	42	89	47
47	7	47	88	46	46	46	47	42	42	42	42	42	42	42	47	47	47	47	23
42	8	42	46	47	47	47	42	61	61	61	61	61	61	61	23	23	23	23	61
8	9	8	47	42	42	42	61	23	23	23	23	23	23	23	61	61	61	61	94
23	10	23	22	23	23	23	23	94	94	94	94	94	94	94	94	94	94	94	22
22	11	22	23	22	22	22	94	24	24	24	24	24	22	22	22	22	22	22	99
94	12	94	24	24	94	94	24	8	8	8	8	22	24	24	24	99	99	99	24
61	13	61	94	94	24	24	8	22	22	22	22	8	99	99	99	24	24	24	65
6	14	6	99	8	8	8	22	65	65	65	65	65	65	65	65	65	65	65	8
24	15	24	6	65	65	65	65	99	99	99	99	99	8	8	8	8	8	8	12
65	16	65	8	21	21	99	99	12	12	12	12	12	12	12	12	12	12	12	21
99	17	99	21	12	12	12	12	21	33	33	33	17	17	17	17	17	17	17	17
33	18	33	65	33	99	21	21	33	21	21	17	33	21	21	21	21	21	21	18
3	19	3	33	99	33	33	33	17	17	17	21	21	33	33	33	33	18	18	88
12	20	12	12	17	17	17	17	3	3	3	3	18	18	18	18	18	33	33	33
21	21	21	17	3	3	3	3	18	18	18	18	69	69	69	69	88	88	88	69
25	22	25	3	19	19	19	18	69	69	69	69	19	19	19	88	69	69	69	19
17	23	17	19	25	69	69	69	19	19	19	19	77	77	77	19	19	19	19	77
19	24	19	25	69	18	18	19	77	77	77	77	88	88	88	77	77	77	77	25
18	25	18	18	77	77	77	77	25	25	25	88	25	25	25	25	25	25	25	25
77	26	77	69	18	92	92	92	88	88	88	25								
69	27	69	77	92	25	25	25	92	92	92									
92	28	92	92																



## Superstock/Open1000


### RFME CTO. ESPAÑA CETELEM DE VELOCIDAD

#### Carrera

#### Mejores tiempos de sector

SECTOR 1			SECTOR 2		SECTOR 3				Vuelta	Mejor
Pos	Piloto	Tiempo	Piloto	Tiempo	Piloto	Tiempo	Pos	Piloto	Ideal	Vuelta
1	31 C.MORALES GOMEZ	26.406	31 C.MORALES GOMEZ	36.300	47 A.RODRIGUEZ CAMPILLO	37.042	1	31 C.MORALES GOMEZ	1:39.878	1:39.878 (1)
2	55 A.MEDINA MAYO	26.541	34 X.PINSACH CABANAS	36.337	31 C.MORALES GOMEZ	37.172	2	34 X.PINSACH CABANAS	1:40.110	1:40.243 (2)
3	34 X.PINSACH CABANAS	26.553	55 A.MEDINA MAYO	36.585	46 M.JONES	37.183	3	55 A.MEDINA MAYO	1:40.316	1:40.432 (3)
4	61 M.MIRALLES GONZALEZ	26.590	47 A.RODRIGUEZ CAMPILLO	36.589	55 A.MEDINA MAYO	37.190	4	47 A.RODRIGUEZ CAMPILLO	1:40.386	1:40.651 (6)
5	89 C.PALOMARES VILAR	26.627	42 D.CHECA CARRERA	36.618	88 K.COGLAN	37.210	5	46 M.JONES	1:40.586	1:40.649 (5)
6	42 D.CHECA CARRERA	26.716	46 M.JONES	36.667	34 X.PINSACH CABANAS	37.220	6	89 C.PALOMARES VILAR	1:40.601	1:40.601 (4)
7	46 M.JONES	26.736	88 K.COGLAN	36.675	89 C.PALOMARES VILAR	37.263	7	42 D.CHECA CARRERA	1:40.604	1:40.757 (8)
8	47 A.RODRIGUEZ CAMPILLO	26.755	89 C.PALOMARES VILAR	36.711	42 D.CHECA CARRERA	37.270	8	88 K.COGLAN	1:40.654	1:40.696 (7)
9	88 K.COGLAN	26.769	61 M.MIRALLES GONZALEZ	36.711	94 N.URAMOTO	37.279	9	61 M.MIRALLES GONZALEZ	1:40.757	1:40.849 (9)
10	23 C.PONSSON	26.869	8 E.MORILLAS CUENCA	36.827	24 A.POYATOS ALARCON	37.428	10	23 C.PONSSON	1:41.178	1:41.308 (10)
11	24 A.POYATOS ALARCON	26.979	23 C.PONSSON	36.839	61 M.MIRALLES GONZALEZ	37.456	11	94 N.URAMOTO	1:41.242	1:41.383 (11)
12	22 I.SILVA ALBEROLA	27.008	94 N.URAMOTO	36.900	22 I.SILVA ALBEROLA	37.457	12	8 E.MORILLAS CUENCA	1:41.394	1:41.606 (12)
13	8 E.MORILLAS CUENCA	27.029	65 O.PLASSEN	36.975	23 C.PONSSON	37.470	13	24 A.POYATOS ALARCON	1:41.419	1:41.917 (16)
14	65 O.PLASSEN	27.048	22 I.SILVA ALBEROLA	37.008	99 P.RODRIGUEZ GONZALEZ	37.509	14	22 I.SILVA ALBEROLA	1:41.473	1:41.898 (15)
15	94 N.URAMOTO	27.063	24 A.POYATOS ALARCON	37.012	8 E.MORILLAS CUENCA	37.538	15	65 O.PLASSEN	1:41.634	1:41.810 (14)
16	99 P.RODRIGUEZ GONZALEZ	27.088	99 P.RODRIGUEZ GONZALEZ	37.068	12 C.GOBBI	37.586	16	99 P.RODRIGUEZ GONZALEZ	1:41.665	1:41.750 (13)
17	17 R.SASETA SOLER	27.222	12 C.GOBBI	37.306	65 O.PLASSEN	37.611	17	12 C.GOBBI	1:42.270	1:42.571 (17)
18	21 J.MAZUECOS FERNANDEZ	27.254	3 M.FERNANDEZ VIDAL	37.334	33 N.MAKINEN	37.792	18	17 R.SASETA SOLER	1:42.498	1:42.878 (18)
19	12 C.GOBBI	27.378	33 N.MAKINEN	37.427	17 R.SASETA SOLER	37.834	19	3 M.FERNANDEZ VIDAL	1:42.680	1:42.989 (21)
20	3 M.FERNANDEZ VIDAL	27.384	17 R.SASETA SOLER	37.442	6 E.KUPARINEN	37.946	20	33 N.MAKINEN	1:42.692	1:42.891 (20)
21	33 N.MAKINEN	27.473	21 J.MAZUECOS FERNANDEZ	37.612	3 M.FERNANDEZ VIDAL	37.962	21	21 J.MAZUECOS FERNANDEZ	1:42.865	1:42.887 (19)
22	18 L.DE ULACIA DE LA SOTILLA	27.541	25 R.BLAZQUEZ FERNANDEZ	37.841	21 J.MAZUECOS FERNANDEZ	37.999	22	25 R.BLAZQUEZ FERNANDEZ	1:43.725	1:44.280 (23)
23	25 R.BLAZQUEZ FERNANDEZ	27.660	6 E.KUPARINEN	37.880	25 R.BLAZQUEZ FERNANDEZ	38.224	23	18 L.DE ULACIA DE LA SOTILLA	1:43.986	1:44.259 (22)
24	77 T.TORPAKKO	28.056	18 L.DE ULACIA DE LA SOTILLA	37.998	69 F.DROUIN	38.383	24	69 F.DROUIN	1:44.698	1:45.064 (25)
25	19 P.DUFOUR	28.094	69 F.DROUIN	38.121	18 L.DE ULACIA DE LA SOTILLA	38.447	25	19 P.DUFOUR	1:44.799	1:44.799 (24)
26	69 F.DROUIN	28.194	19 P.DUFOUR	38.208	19 P.DUFOUR	38.497	26	77 T.TORPAKKO	1:44.973	1:45.149 (26)
27	92 J.DOMINGUEZ GAVIRA	28.477	77 T.TORPAKKO	38.374	77 T.TORPAKKO	38.543	27	92 J.DOMINGUEZ GAVIRA	1:46.354	1:46.572 (27)






## Superstock/Open1000

### RFME CTO. ESPAÑA CETELEM DE VELOCIDAD

#### Carrera

#### Mejores Velocidades Máximas

Piloto	Equipo		V.Max 1		V.Max 2		V. Max 3		V. Max 4		V.Max 5		Pro
			Km/h	Vlt.	Km/h	Vlt.	Km/h	Vlt.	Km/h	Vlt.	Km/h	Vlt.	
55 Alejandro MEDINA MAYO	CARDOSO SCHOOL RACING	Stck	277.6	5	276.2	6	275.5	3	275.5	4	274.1	15	275,8
89 Christian PALOMARES VILAR	AIT PASTRANA RACING TEAM	Stck	277.6	6	276.2	4	275.5	5	274.1	9	274.1	8	275,5
46 Mike JONES	TEAM SPEED RACING	Stck	276.9	5	276.2	2	276.2	8	275.5	9	275.5	6	276,1
34 Xavier PINSACH CABAÑAS	ETG RACING	Stck	276.9	2	273.4	7	272.7	6	272.7	3	272.7	4	273,7
23 Christophe PONSSON	GIL MOTOR SPORT	Stck	276.2	12	272.0	7	272.0	10	271.4	11	269.3	15	272,2
42 David CHECA CARRERA	YAMAHA STRATOS	Stck	276.2	5	272.0	8	270.0	2	269.3	4	267.3	9	271,0
24 Angel POYATOS ALARCON	I+DENT RACING TEAM	Stck	269.3	7	268.7	8	268.0	10	268.0	6	266.0	3	268,0
21 Julian MAZUECOS FERNANDEZ	KAWASAKI PALMETO PL RACING	Stck	269.3	8	268.0	2	268.0	5	267.3	11	266.0	12	267,7
19 Paul DUFOUR	TEAM SUZUKI JEG / KAGAYAMA RA	Oper	268.7	8	268.7	3	266.7	16	262.8	2	260.9	9	265,6
47 Angel RODRIGUEZ CAMPILLO	TACK KAWASAKI	Stck	268.0	11	267.3	9	267.3	12	266.7	17	266.7	6	267,2
31 Carmelo MORALES GOMEZ	GRAPHENANO EASYRACE SBK TE	Stck	267.3	7	264.7	5	264.1	9	264.1	2	264.1	6	264,9
61 Marc MIRALLES GONZALEZ	TEAM SPEED RACING	Stck	266.0	4	266.0	5	264.1	6	264.1	7	262.8	10	264,6
8 Erik MORILLAS CUENCA	RTM	Oper	264.7	7	264.7	5	264.1	6	261.5	4	261.5	11	263,3
18 Lucas DE ULACIA DE LA SOTILL	KAWASAKI PALMETO P.L. RACING	Stck	264.1	2	262.1	6	260.9	3	260.9	4	260.9	5	261,8
88 Kev COGHLAN	JEG / KAGAYAMA RACING	Stck	264.1	3	264.1	6	262.8	2	260.9	4	259.0	5	262,2
65 Ole Bjorn PLASSEN	PLASSEN ROADRACING TEAM	Stck	264.1	3	260.9	8	259.0	9	257.8	10	257.1	5	259,8
77 Toni TORPAKKO	NURMI MP RACING	Stck	262.8	8	257.8	4	257.1	14	256.5	15	256.5	6	258,1
22 Ivan SILVA ALBEROLA	JEG / KAGAYAMA RACING	Stck	262.1	9	262.1	8	261.5	12	261.5	6	259.6	3	261,4
33 Niko MAKINEN	YAMAHA STRATOS	Oper	260.9	8	257.1	10	257.1	9	255.9	7	255.3	6	257,3
17 Ricardo SASETA SOLER	MCS RACING BASOLI	Oper	260.2	11	259.0	12	259.0	7	257.8	2	257.8	10	258,8
25 Roberto BLAZQUEZ FERNANDEZ	CASTROMAROTO RACING TEAM	Oper	257.8	5	257.1	2	255.3	3	254.7	7	254.1	6	255,8
94 Naomichi URAMOTO	TEAM SUZUKI JEG / KAGAYAMA RA	Stck	257.1	9	257.1	7	254.7	8	254.7	6	254.1	3	255,5
12 Christopher GOBBI	XCTECH	Oper	254.7	10	252.9	13	251.7	15	251.2	14	250.6	12	252,2
3 Miguel A. FERNANDEZ VIDAL	JK COMPETICION	Stck	252.3	3	251.7	7	251.2	2	249.4	5	249.4	9	250,8
99 Pedro RODRIGUEZ GONZALEZ	CASTROMAROTO RACING TEAM	Stck	252.3	7	251.2	5	250.0	13	249.4	4	248.8	9	250,3
69 Florian DROUIN	TEAM FOULOI	Oper	251.2	7	248.8	5	243.2	3	242.7	8	242.2	16	245,6
92 Julio DOMINGUEZ GAVIRA	GRAPHENANO EASYRACE TEAM	Oper	238.4	2	229.3	3	228.8	4	226.4	5	225.9	8	229,8
6 Eeki KUPARINEN	TACK KAWASAKI	Stck											



## Superstock/Open1000

### RFME CTO. ESPAÑA CETELEM DE VELOCIDAD

#### Después de Carrera

#### Velocidad máxima del evento

Piloto	Equipo	Moto		V. Max	Vlt.	Sesión
55 Alejandro MEDINA MAYO	CARDOSO SCHOOL RACING	YAMAHA	Stck	277.6	6	Entrenamiento Cronome
89 Christian PALOMARES VILAR	AIT PASTRANA RACING TEAM	YAMAHA	Stck	277.6	6	Carrera
34 Xavier PINSACH CABAÑAS	ETG RACING	KAWASAKI	Stck	276.9	2	Carrera
46 Mike JONES	TEAM SPEED RACING	KAWASAKI	Stck	276.9	12	Entrenamiento Cronome
23 Christophe PONSSON	GIL MOTOR SPORT		Stck	276.2	12	Carrera
42 David CHECA CARRERA	YAMAHA STRATOS	YAMAHA	Stck	276.2	5	Carrera
19 Paul DUFOUR	TEAM SUZUKI JEG / KAGAYAMA RACING	SUZUKI	Open	275.5	9	Entrenamiento Cronome
24 Angel POYATOS ALARCON	I+DENT RACING TEAM	SUZUKI	Stck	272.0	6	Entrenamiento Cronome
61 Marc MIRALLES GONZALEZ	TEAM SPEED RACING	KAWASAKI	Stck	270.7	4	Entrenamiento Cronome
21 Julian MAZUECOS FERNANDEZ	KAWASAKI PALMETO PL RACING	KAWASAKI	Stck	270.0	13	Entrenamiento Cronome
47 Angel RODRIGUEZ CAMPILLO	TACK KAWASAKI	KAWASAKI	Stck	269.3	6	Warm UP
22 Ivan SILVA ALBEROLA	JEG / KAGAYAMA RACING	SUZUKI	Stck	268.7	7	Entrenamiento Cronome
65 Ole Bjorn PLASSEN	PLASSEN ROADRACING TEAM		Stck	268.7	2	Warm UP
77 Toni TORPAKKO	NURMI MP RACING	SUZUKI	Stck	268.7	5	Warm UP
33 Niko MAKINEN	YAMAHA STRATOS	YAMAHA	Open	268.0	8	Entrenamiento Cronome
88 Kev COGHLAN	JEG / KAGAYAMA RACING	SUZUKI	Stck	268.0	14	Entrenamiento Cronome
31 Carmelo MORALES GOMEZ	GRAPHENANO EASYRACE SBK TEAM	BMW MOTORRAD	Stck	267.3	7	Carrera
15 Mathieu DUMAS	DUMAS RACING TEAM	YAMAHA	Open	266.7	10	Entrenamiento Cronome
18 Lucas DE ULACIA DE LA SOTILLA	KAWASAKI PALMETO P.L. RACING	KAWASAKI	Stck	266.7	7	Entrenamiento Cronome
8 Erik MORILLAS CUENCA	RTM	YAMAHA	Open	266.7	9	Entrenamiento Cronome
6 Eeki KUPARINEN	TACK KAWASAKI	KAWASAKI	Stck	262.8	3	Entrenamiento Cronome
25 Roberto BLAZQUEZ FERNANDEZ	CASTROMAROTO RACING TEAM	BMW	Open	262.1	3	Entrenamiento Cronome
94 Naomichi URAMOTO	TEAM SUZUKI JEG / KAGAYAMA RACING	SUZUKI	Stck	262.1	8	Entrenamiento Cronome
17 Ricardo SASETA SOLER	MCS RACING BASOLI	KAWASAKI	Open	261.5	15	Entrenamiento Cronome
3 Miguel A. FERNANDEZ VIDAL	JK COMPETICION	YAMAHA	Stck	259.0	10	Entrenamiento Cronome
12 Christopher GOBBI	XCTECH	HONDA	Open	254.7	10	Entrenamiento Cronome
99 Pedro RODRIGUEZ GONZALEZ	CASTROMAROTO RACING TEAM		Stck	254.7	10	Entrenamiento Cronome
69 Florian DROUIN	TEAM FOULOI	YAMAHA	Open	254.1	2	Entrenamiento Cronome
92 Julio DOMINGUEZ GAVIRA	GRAPHENANO EASYRACE TEAM	BMW MOTORRAD	Open	248.3	3	Warm UP



# Superstock/Open1000

## RFME CTO. ESPAÑA CETELEM DE VELOCIDAD

### Carrera

### Tiempos por vuelta

Piloto Doblado

Nº	Tiempo	Dif.	Nº	Tiempo	Dif.	Nº	Tiempo	Dif.	Nº	Tiempo	Dif.	Nº	Tiempo	Dif.
<b>Vuelta 1</b>			77	1:46.327	15.392	69	1:45.845	24.579	18	1:44.259	34.106	17	1:43.099	27.739
31	1:46.147		18	1:47.663	16.165	18	1:44.443	25.012	69	1:45.469	35.775	3	1:44.080	28.972
34	1:46.483	0.336	92	1:46.572	16.535	77	1:45.149	26.451	19	1:45.569	36.152	18	1:44.887	43.109
55	1:46.823	0.676	<b>Vuelta 3</b>			92	1:47.747	31.107	77	1:45.615	37.354	69	1:45.704	45.882
89	1:47.125	0.978	31	1:40.283		25	1:44.280	47.922	25	1:44.600	56.508	19	1:45.948	47.237
61	1:47.463	1.316	34	1:40.387	0.323	<b>Vuelta 5</b>			88	2:34.365	59.215	77	1:46.019	47.950
42	1:47.846	1.699	55	1:40.902	1.367	31	1:40.327		92	2:05.624	1:04.101	25	1:44.779	1:04.792
88	1:48.158	2.011	89	1:41.159	2.095	34	1:40.949	1.564	<b>Vuelta 7</b>			88	1:43.321	1:04.795
46	1:48.374	2.227	61	1:41.102	2.624	55	1:41.215	3.577	31	1:40.224		92	1:48.649	1:20.809
47	1:48.539	2.392	88	1:40.984	3.122	89	1:40.990	3.803	34	1:40.650	2.449	<b>Vuelta 9</b>		
22	1:49.040	2.893	46	1:40.649	3.255	88	1:41.313	4.926	89	1:41.483	6.539	31	1:40.614	
23	1:49.259	3.112	47	1:40.651	3.523	46	1:41.464	5.373	55	1:41.318	6.733	34	1:40.662	2.356
24	1:49.465	3.318	42	1:40.757	4.060	47	1:41.620	5.759	46	1:41.311	7.597	89	1:41.664	8.362
94	1:50.161	4.014	23	1:41.607	5.784	42	1:41.420	6.084	47	1:41.129	7.972	55	1:41.515	8.519
99	1:50.504	4.357	22	1:41.959	6.440	61	1:43.362	6.805	42	1:41.607	8.776	46	1:41.286	8.815
6	1:50.728	4.581	94	1:41.647	6.816	23	1:42.070	9.297	61	1:41.416	9.186	47	1:41.387	9.249
8	1:51.016	4.869	24	1:42.017	6.838	94	1:41.999	10.456	23	1:41.413	12.100	42	1:41.046	9.583
21	1:51.786	5.639	8	1:42.037	8.702	24	1:42.066	10.932	94	1:41.383	13.069	61	1:41.368	10.609
65	1:52.211	6.064	65	1:41.810	9.291	8	1:41.904	12.007	24	1:42.118	14.667	23	1:41.308	13.532
33	1:52.226	6.079	21	1:42.887	11.134	22	1:44.363	12.675	8	1:41.736	15.050	94	1:42.901	15.987
12	1:52.287	6.140	12	1:42.571	11.193	65	1:42.198	13.330	22	1:42.529	16.900	24	1:42.783	18.665
17	1:53.052	6.905	99	1:42.221	11.238	99	1:41.920	15.193	65	1:42.313	17.419	8	1:42.720	18.792
3	1:53.281	7.134	33	1:43.376	12.357	12	1:43.250	17.648	99	1:41.787	18.560	22	1:41.983	19.398
19	1:54.180	8.033	17	1:43.099	13.049	21	1:43.218	18.140	12	1:43.190	23.826	65	1:42.011	19.982
25	1:54.492	8.345	3	1:42.989	13.234	33	1:43.250	18.293	33	1:43.149	24.377	99	1:41.925	20.852
18	1:55.009	8.862	19	1:45.854	18.043	17	1:42.902	18.670	21	1:44.028	25.228	12	1:43.449	29.083
69	1:55.142	8.995	69	1:45.064	18.612	3	1:43.118	19.490	17	1:43.607	25.409	33	1:43.419	29.388
77	1:55.572	9.425	18	1:44.565	20.447	18	1:45.238	29.923	3	1:43.296	25.661	17	1:42.878	30.003
92	1:56.470	10.323	77	1:46.071	21.180	69	1:46.130	30.382	18	1:45.109	38.991	21	1:44.026	31.017
<b>Vuelta 2</b>			92	1:46.986	23.238	19	1:46.525	30.659	69	1:45.396	40.947	3	1:43.491	31.849
31	1:40.360		25	2:11.104	43.520	77	1:45.691	31.815	19	1:46.130	42.058	18	1:44.869	47.364
34	1:40.243	0.219	<b>Vuelta 4</b>			92	1:47.773	38.553	77	1:45.570	42.700	69	1:45.612	50.880
55	1:40.432	0.748	31	1:39.878		25	1:44.389	51.984	25	1:44.498	1:00.782	19	1:45.666	52.289
89	1:40.601	1.219	34	1:40.497	0.942	<b>Vuelta 6</b>			88	1:43.252	1:02.243	77	1:45.737	53.073
61	1:40.849	1.805	55	1:41.200	2.689	31	1:40.076		92	1:49.052	1:12.929	88	1:42.287	1:06.468
88	1:40.770	2.421	89	1:40.923	3.140	34	1:40.535	2.023	25	1:44.949	1:09.127	25	1:44.949	1:09.127
46	1:41.022	2.889	61	1:41.024	3.770	89	1:41.553	5.280	92	1:49.996	1:30.191	92	1:49.996	1:30.191
47	1:41.123	3.155	88	1:40.696	3.940	55	1:42.138	5.639	<b>Vuelta 8</b>			<b>Vuelta 10</b>		
42	1:42.247	3.586	46	1:40.859	4.236	46	1:41.213	6.510	31	1:40.769		31	1:40.642	
23	1:41.708	4.460	47	1:40.821	4.466	47	1:41.384	7.067	34	1:40.628	2.308	34	1:40.847	2.561
22	1:42.231	4.764	42	1:40.809	4.991	42	1:41.385	7.393	89	1:41.542	7.312	89	1:41.588	9.308
24	1:42.146	5.104	23	1:41.648	7.554	61	1:41.265	7.994	55	1:41.654	7.618	89	1:41.588	9.308
94	1:41.798	5.452	22	1:42.077	8.639	23	1:41.690	10.911	46	1:41.315	8.143	55	1:41.557	9.434
8	1:42.439	6.948	94	1:41.846	8.784	94	1:41.530	11.910	47	1:41.273	8.476	46	1:41.645	9.818
65	1:42.060	7.764	24	1:42.233	9.193	24	1:41.917	12.773	42	1:41.144	9.151	47	1:41.549	10.156
21	1:43.251	8.530	8	1:41.606	10.430	8	1:41.607	13.538	61	1:41.438	9.855	42	1:41.653	10.594
12	1:43.125	8.905	65	1:42.046	11.459	22	1:41.996	14.595	23	1:41.507	12.838	61	1:42.426	12.393
33	1:43.545	9.264	99	1:42.240	13.600	65	1:42.076	15.330	94	1:41.400	13.700	23	1:41.581	14.471
99	1:45.303	9.300	12	1:43.410	14.725	99	1:41.880	16.997	24	1:42.598	16.496	94	1:41.748	17.093
17	1:43.688	10.233	21	1:43.993	15.249	12	1:43.288	20.860	8	1:42.405	16.686	24	1:42.936	20.959
3	1:43.754	10.528	33	1:42.891	15.370	21	1:43.360	21.424	22	1:41.898	18.029	22	1:42.440	21.196
19	1:44.799	12.472	17	1:42.924	16.095	33	1:43.235	21.452	65	1:41.935	18.585	8	1:43.421	21.571
25	1:44.714	12.699	3	1:43.343	16.699	17	1:43.432	22.026	99	1:41.750	19.541	65	1:42.619	21.959
69	1:45.196	13.831	19	1:46.296	24.461	3	1:43.175	22.589	12	1:43.191	26.248	99	1:41.980	22.190
									33	1:42.975	26.583	12	1:43.237	31.678
									21	1:43.146	27.605			





## Superstock/Open1000


### RFME CTO. ESPAÑA CETELEM DE VELOCIDAD

#### Carrera

#### Tiempos por vuelta

■ Piloto Doblado

Nº	Tiempo	Dif.	Nº	Tiempo	Dif.	Nº	Tiempo	Dif.	Nº	Tiempo	Dif.	Nº	Tiempo	Dif.			
17	1:43.121	32.482	33	1:46.073	56.312	88	1:42.534	1:16.968	19	1:46.463	1:31.766						
33	1:44.097	32.843	18	1:44.616	58.661	69	1:46.457	1:17.067	77	1:46.650	1:32.808						
21	1:43.431	33.806	69	1:45.992	1:05.664	19	1:46.223	1:21.559	25	1:44.624	1:35.702						
18	1:44.859	51.581	19	1:46.994	1:10.397	77	1:46.115	1:21.934									
69	1:45.818	56.056	77	1:46.937	1:10.909	25	1:44.618	1:29.209									
19	1:46.878	58.525	88	1:42.711	1:12.801												
77	1:46.581	59.012	25	1:44.699	1:21.549												
88	1:42.897	1:08.723															
25	1:45.273	1:13.758															
Vuelta 11			Vuelta 13			Vuelta 15			Vuelta 17								
31	1:41.134		31	1:40.663		31	1:41.038		31	1:43.507							
34	1:40.913	2.340	34	1:41.406	3.564	34	1:41.234	4.243	34	1:41.892	2.327						
55	1:41.751	10.051	55	1:40.942	11.094	55	1:40.746	10.735	55	1:41.647	8.517						
89	1:42.070	10.244	89	1:41.555	12.114	46	1:41.421	12.983	46	1:41.257	10.366						
46	1:41.881	10.565	46	1:41.474	12.260	89	1:41.639	13.055	89	1:42.052	11.999						
47	1:41.743	10.765	42	1:41.803	13.422	42	1:41.031	13.411	47	1:42.879	13.461						
42	1:41.683	11.143	47	1:42.515	13.778	23	1:41.900	16.661	23	1:43.877	19.744						
61	1:42.290	13.549	23	1:41.900	16.661	61	1:42.720	21.987	61	1:42.622	22.290						
23	1:41.398	14.735	61	1:43.475	18.138	94	1:41.900	23.654	94	1:42.622	22.290						
94	1:42.062	18.021	94	1:42.569	21.643	22	1:42.223	18.419	94	1:42.311	22.716						
22	1:42.459	22.521	22	1:42.432	25.421	27	1:42.223	18.419	22	1:47.517	34.897						
24	1:42.882	22.707	24	1:43.371	28.359	61	1:42.720	21.987	99	1:44.385	37.298						
99	1:42.874	23.930	99	1:43.324	28.360	22	1:42.932	29.164	24	1:44.238	37.580						
65	1:43.160	23.985	8	1:45.328	37.215	99	1:43.945	33.570	65	1:44.774	38.119						
8	1:45.160	25.597	12	1:43.462	39.633	24	1:43.748	33.964	8	1:45.983	47.098						
12	1:43.435	33.979	17	1:44.183	42.955	8	1:43.209	42.567	12	1:44.847	50.011						
17	1:43.110	34.458	21	1:44.043	43.413	12	1:43.786	45.528	21	1:43.773	51.172						
21	1:43.762	36.434	33	1:45.451	1:01.100	17	1:44.079	48.807	17	1:44.189	51.559						
33	1:59.346	51.055	18	1:44.664	1:02.662	21	1:44.042	49.248	18	1:45.638	1:17.014						
18	1:44.414	54.861	69	1:46.610	1:11.611	18	1:45.155	1:11.183	88	1:42.953	1:18.549						
69	1:45.566	1:00.488	88	1:43.297	1:15.435	33	1:46.966	1:12.965	33	1:48.482	1:23.705						
19	1:46.828	1:04.219	19	1:46.603	1:16.337	88	1:42.481	1:18.411	69	1:46.741	1:30.601						
77	1:46.910	1:04.788	77	1:46.574	1:16.820	69	1:46.642	1:22.671	19	1:47.469	1:35.728						
88	1:43.317	1:10.906	25	1:44.706	1:25.592	19	1:46.457	1:26.978	77	1:46.539	1:35.840						
25	1:45.042	1:17.666				77	1:46.937	1:27.833	25	1:44.613	1:36.808						
Vuelta 12			Vuelta 14			Vuelta 16											
31	1:40.816		31	1:41.001		31	1:41.675										
34	1:41.297	2.821	34	1:41.484	4.047	34	1:41.374	3.942									
55	1:41.580	10.815	55	1:40.934	11.027	55	1:41.317	10.377									
89	1:41.794	11.222	89	1:41.341	12.454	46	1:41.308	12.616									
46	1:41.700	11.449	46	1:41.341	12.600	42	1:41.352	13.088									
47	1:41.977	11.926	42	1:40.997	13.418	89	1:42.074	13.454									
42	1:41.955	12.282	47	1:41.568	14.345	47	1:41.187	14.089									
61	1:42.593	15.326	23	1:41.574	17.234	23	1:42.630	19.374									
23	1:41.505	15.424	61	1:43.168	20.305	61	1:42.863	23.175									
94	1:42.532	19.737	94	1:42.150	22.792	94	1:41.933	23.912									
22	1:41.947	23.652	22	1:42.850	27.270	22	1:43.398	30.887									
24	1:43.760	25.651	99	1:43.304	30.663	99	1:44.525	36.420									
99	1:42.585	25.699	24	1:43.896	31.254	24	1:44.560	36.849									
65	1:43.469	26.638	65	1:43.854	31.690	65	1:44.221	36.852									
8	1:47.769	32.550	8	1:44.182	40.396	8	1:43.730	44.622									
12	1:43.671	36.834	12	1:44.148	42.780	12	1:44.818	48.671									
17	1:45.793	39.435	17	1:43.812	45.766	17	1:43.745	50.877									
21	1:44.415	40.033	21	1:43.832	46.244	21	1:43.333	50.906									
			33	1:46.938	1:07.037	18	1:45.375	1:14.883									
			18	1:45.405	1:07.066	33	1:47.440	1:18.730									
						88	1:42.367	1:19.103									
						69	1:46.371	1:27.367									



# Superstock/Open1000

## RFME CTO. ESPAÑA CETELEM DE VELOCIDAD

Carrera

Vuelta a vuelta

■ Mejor Personal ■ Mejor de la sesión B Cruzando la línea de meta por el pit lane.

Vlt.	Tiempo	Sector 1	Sector 2	Sector 3	Km/h	T. Sesión	Vlt.	Tiempo	Sector 1	Sector 2	Sector 3	Km/h	T. Sesión	
<b>3</b>	<b>Miguel A. FERNANDEZ VIDAL</b> ESP JK COMPETICION YAMAHA							<b>17</b>	<b>Ricardo SASETA SOLER</b> ESP MCS RACING BASOLI KAWASAKI					
1	1:53.281	35.663	39.247	38.371		1:53.281	1	1:53.052	36.232	38.498	38.322		1:53.052	
2	1:43.754	27.854	37.821	38.079	251.2	3:37.035	2	1:43.688	27.708	37.858	38.122	257.8	3:36.740	
3	<b>1:42.989</b>	27.564	37.463	<b>37.962</b>	252.3	5:20.024	3	1:43.099	27.419	37.665	38.015	249.4	5:19.839	
4	1:43.343	27.673	37.584	38.086	247.7	7:03.367	4	1:42.924	27.622	37.468	<b>37.834</b>	255.9	7:02.763	
5	1:43.118	27.587	<b>37.334</b>	38.197	249.4	8:46.485	5	1:42.902	27.529	37.516	37.857	250.6	8:45.665	
6	1:43.175	<b>27.384</b>	37.566	38.225	248.3	10:29.660	6	1:43.432	27.707	37.693	38.032	250.6	10:29.097	
7	1:43.296	27.524	37.596	38.176	251.7	12:12.956	7	1:43.607	27.487	37.974	38.146	259.0	12:12.704	
8	1:44.080	27.983	37.768	38.329	246.0	13:57.036	8	1:43.099	27.492	37.708	37.899	247.7	13:55.803	
9	1:43.491	27.464	37.398	38.629	249.4	15:40.527	9	<b>1:42.878</b>	27.540	<b>37.442</b>	37.896	251.2	15:38.681	
							10	1:43.121	27.359	37.560	38.202	257.8	17:21.802	
<b>6</b>	<b>Eeki KUPARINEN</b> FIN TACK KAWASAKI KAWASAKI							11	1:43.110	<b>27.222</b>	37.782	38.106	260.2	19:04.912
1	1:50.728	34.902	<b>37.880</b>	<b>37.946</b>		1:50.728	12	1:45.793	27.349	40.002	38.442	259.0	20:50.705	
							13	1:44.183	27.584	38.052	38.547	255.3	22:34.888	
<b>8</b>	<b>Erik MORILLAS CUENCA</b> ESP RTM YAMAHA							14	1:43.812	27.799	37.681	38.332	252.9	24:18.700
1	1:51.016	35.159	38.028	37.829		1:51.016	15	1:44.079	27.763	37.992	38.324	251.2	26:02.779	
2	1:42.439	27.872	36.861	37.706	257.8	3:33.455	16	1:43.745	27.583	37.783	38.379	255.9	27:46.524	
3	1:42.037	27.284	36.856	37.897	257.8	5:15.492	17	1:44.189	28.110	37.648	38.431	254.1	29:30.713	
4	<b>1:41.606</b>	27.099	<b>36.827</b>	37.680	261.5	6:57.098								
5	1:41.904	27.261	36.976	37.667	264.7	8:39.002	<b>18</b>	<b>Lucas DE ULACIA DE LA SOTILLA</b> ESP KAWASAKI PALMETO P.L. RACING KAWASAKI						
6	1:41.607	<b>27.029</b>	37.040	<b>37.538</b>	264.1	10:20.609	1	1:55.009	37.261	38.744	39.004	194.2	1:55.009	
7	1:41.736	27.198	36.979	37.559	264.7	12:02.345	2	1:47.663	30.379	38.394	38.890	264.1	3:42.672	
8	1:42.405	27.204	37.396	37.805	261.5	13:44.750	3	1:44.565	27.703	38.243	38.619	260.9	5:27.237	
9	1:42.720	27.478	37.455	37.787	246.0	15:27.470	4	1:44.443	<b>27.541</b>	<b>37.998</b>	38.904	260.9	7:11.680	
10	1:43.421	27.676	37.838	37.907	243.8	17:10.891	5	1:45.238	27.955	38.476	38.807	260.9	8:56.918	
11	1:45.160	27.386	37.299	40.475	261.5	18:56.051	6	<b>1:44.259</b>	27.638	38.003	38.618	262.1	10:41.177	
12	1:47.769	31.247	38.017	38.505	183.7	20:43.820	7	1:45.109	28.063	38.389	38.657	260.9	12:26.286	
13	1:45.328	27.919	37.737	39.672	246.6	22:29.148	8	1:44.887	27.692	38.522	38.673	256.5	14:11.173	
14	1:44.182	27.858	37.643	38.681	255.9	24:13.330	9	1:44.869	27.996	38.248	38.625	257.1	15:56.042	
15	1:43.209	27.482	37.311	38.416	258.4	25:56.539	10	1:44.859	27.768	38.561	38.530	256.5	17:40.901	
16	1:43.730	27.644	37.374	38.712	258.4	27:40.269	11	1:44.414	27.871	38.060	38.483	254.7	19:25.315	
17	1:45.983	28.048	37.912	40.023	256.5	29:26.252	12	1:44.616	27.934	38.235	<b>38.447</b>	246.0	21:09.931	
							13	1:44.664	27.868	38.302	38.494	259.0	22:54.595	
<b>12</b>	<b>Christopher GOBBI</b> ITA XCTECH HONDA							14	1:45.405	28.149	38.344	38.912	251.7	24:40.000
1	1:52.287	35.929	38.331	38.027		1:52.287	15	1:45.155	28.267	38.139	38.749	251.7	26:25.155	
2	1:43.125	27.943	37.596	<b>37.586</b>	231.8	3:35.412	16	1:45.375	28.073	38.444	38.858	252.3	28:10.530	
3	<b>1:42.571</b>	<b>27.378</b>	<b>37.306</b>	37.887	248.3	5:17.983	17	1:45.638	28.224	38.507	38.907	255.3	29:56.168	
4	1:43.410	27.924	37.429	38.057	237.4	7:01.393								
5	1:43.250	27.790	37.554	37.906	246.6	8:44.643	<b>19</b>	<b>Paul DUFOUR</b> FRA TEAM SUZUKI JEG / KAGAYAMA R <sup>a</sup> SUZUKI						
6	1:43.288	27.718	37.664	37.906	244.3	10:27.931	1	1:54.180	36.580	38.900	38.700	197.8	1:54.180	
7	1:43.190	27.781	37.506	37.903	249.4	12:11.121	2	<b>1:44.799</b>	<b>28.094</b>	<b>38.208</b>	<b>38.497</b>	262.8	3:38.979	
8	1:43.191	27.784	37.529	37.878	247.7	13:54.312	3	1:45.854	28.138	38.446	39.270	268.7	5:24.833	
9	1:43.449	27.691	37.574	38.184	244.9	15:37.761	4	1:46.296	28.515	38.675	39.106	255.3	7:11.129	
10	1:43.237	27.688	37.626	37.923	254.7	17:20.998	5	1:46.525	28.751	38.987	38.787	254.1	8:57.654	
11	1:43.435	27.719	37.745	37.971	248.3	19:04.433	6	1:45.569	28.582	38.222	38.765	244.0	10:43.223	
12	1:43.671	27.732	37.895	38.044	250.6	20:48.104	7	1:46.130	28.611	38.777	38.742	244.3	12:29.353	
13	1:43.462	27.728	37.693	38.041	252.9	22:31.566	8	1:45.948	28.181	38.976	38.791	268.7	14:15.301	
14	1:44.148	28.016	37.811	38.321	251.2	24:15.714	9	1:45.666	28.431	38.509	38.726	260.9	16:00.967	
15	1:43.786	27.594	37.691	38.501	251.7	25:59.500	10	1:46.878	28.835	39.053	38.990	255.9	17:47.845	
16	1:44.818	28.127	38.097	38.594	248.3	27:44.318	11	1:46.828	28.395	38.897	39.536	251.2	19:34.673	
17	1:44.847	28.250	37.916	38.681	241.1	29:29.165	12	1:46.994	28.978	38.922	39.094	250.6	21:21.667	
							13	1:46.603	28.572	38.742	39.289	252.3	23:08.270	
							14	1:46.223	28.680	38.625	38.918	244.9	24:54.493	



# Superstock/Open1000

## RFME CTO. ESPAÑA CETELEM DE VELOCIDAD

Carrera

Vuelta a vuelta

Mejor Personal Mejor de la sesión B Cruzando la línea de meta por el pit lane.

Vlt.	Tiempo	Sector 1	Sector 2	Sector 3	Km/h	T. Sesión
15	1:46.457	28.680	38.805	38.972	243.8	26:40.950
16	1:46.463	28.523	39.097	38.843	266.7	28:27.413
17	1:47.469	29.142	39.033	39.294	237.9	30:14.882

21 Julian MAZUECOS FERNANDEZ ESP						
KAWASAKI PALMETO PL RACING KAWASAKI						
Vlt.	Tiempo	Sector 1	Sector 2	Sector 3	Km/h	T. Sesión
1	1:51.786	35.290	38.256	38.240		1:51.786
2	1:43.251	27.429	37.632	38.190	268.0	3:35.037
3	1:42.887	27.254	37.612	38.021	262.8	5:17.924
4	1:43.993	28.167	37.716	38.110	239.5	7:01.917
5	1:43.218	27.508	37.711	37.999	268.0	8:45.135
6	1:43.360	27.401	37.848	38.111	261.5	10:28.495
7	1:44.028	27.909	37.923	38.196	250.6	12:12.523
8	1:43.146	27.302	37.680	38.164	269.3	13:55.669
9	1:44.026	28.039	37.823	38.164	245.5	15:39.695
10	1:43.431	27.593	37.691	38.147	264.1	17:23.126
11	1:43.762	27.440	37.809	38.513	267.3	19:06.888
12	1:44.415	27.775	38.218	38.422	266.0	20:51.303
13	1:44.043	27.604	37.995	38.444	260.2	22:35.346
14	1:43.832	27.683	37.787	38.362	264.7	24:19.178
15	1:44.042	27.615	37.999	38.428	263.4	26:03.220
16	1:43.333	27.311	37.913	38.109	264.1	27:46.553
17	1:43.773	27.874	37.725	38.174	255.9	29:30.326

22 Ivan SILVA ALBEROLA ESP						
JEG / KAGAYAMA RACING SUZUKI						
Vlt.	Tiempo	Sector 1	Sector 2	Sector 3	Km/h	T. Sesión
1	1:49.040	33.795	37.554	37.691		1:49.040
2	1:42.231	27.766	37.008	37.457	252.3	3:31.271
3	1:41.959	27.055	37.018	37.886	259.6	5:13.230
4	1:42.077	27.282	37.137	37.658	250.6	6:55.307
5	1:44.363	29.527	37.345	37.491	256.5	8:39.670
6	1:41.996	27.008	37.404	37.584	261.5	10:21.666
7	1:42.529	27.213	37.092	38.224	252.9	12:04.195
8	1:41.898	27.207	37.033	37.658	262.1	13:46.093
9	1:41.983	27.217	37.046	37.720	262.1	15:28.076
10	1:42.440	27.354	37.333	37.753	255.9	17:10.516
11	1:42.459	27.278	37.311	37.870	254.7	18:52.975
12	1:41.947	27.125	37.182	37.640	261.5	20:34.922
13	1:42.432	27.356	37.225	37.851	259.6	22:17.354
14	1:42.850	27.359	37.353	38.138	255.9	24:00.204
15	1:42.932	27.362	37.502	38.068	258.4	25:43.136
16	1:43.398	27.512	37.821	38.065	256.5	27:26.534
17	1:47.517	28.964	39.092	39.461	250.6	29:14.051


23 Christophe PONSSON FRA						
GIL MOTOR SPORT						
Vlt.	Tiempo	Sector 1	Sector 2	Sector 3	Km/h	T. Sesión
1	1:49.259	34.087	37.565	37.607		1:49.259
2	1:41.708	27.252	36.841	37.615	257.8	3:30.967
3	1:41.607	27.028	36.876	37.703	262.8	5:12.574
4	1:41.648	26.948	36.896	37.804	268.7	6:54.222
5	1:42.070	27.002	37.333	37.735	265.4	8:36.292
6	1:41.690	26.998	37.070	37.622	266.0	10:17.982
7	1:41.413	26.907	36.989	37.517	272.0	11:59.395
8	1:41.507	27.063	36.968	37.476	267.3	13:40.902
9	1:41.308	26.951	36.887	37.470	268.0	15:22.210
10	1:41.581	26.977	36.995	37.609	272.0	17:03.791
11	1:41.398	26.964	36.862	37.572	271.4	18:45.189

Vlt.	Tiempo	Sector 1	Sector 2	Sector 3	Km/h	T. Sesión
12	1:41.505	26.869	36.907	37.729	276.2	20:26.694
13	1:41.900	27.433	36.982	37.485	244.3	22:08.594
14	1:41.574	27.169	36.839	37.566	267.3	23:50.168
15	1:42.223	27.014	37.414	37.795	269.3	25:32.391
16	1:42.630	27.298	37.325	38.007	266.0	27:15.021
17	1:43.877	27.617	37.463	38.797	262.1	28:58.898

24 Angel POYATOS ALARCON ESP						
I+DENT RACING TEAM SUZUKI						
Vlt.	Tiempo	Sector 1	Sector 2	Sector 3	Km/h	T. Sesión
1	1:49.465	33.941	37.968	37.556		1:49.465
2	1:42.146	27.460	37.163	37.523	264.1	3:31.611
3	1:42.017	27.030	37.012	37.975	266.0	5:13.628
4	1:42.233	27.423	37.382	37.428	244.9	6:55.861
5	1:42.066	27.086	37.212	37.768	262.1	8:37.927
6	1:41.917	26.979	37.340	37.598	268.0	10:19.844
7	1:42.118	27.066	37.377	37.675	269.3	12:01.962
8	1:42.598	27.289	37.449	37.860	268.7	13:44.560
9	1:42.783	27.402	37.480	37.901	262.1	15:27.343
10	1:42.936	27.355	37.727	37.854	268.0	17:10.279
11	1:42.882	27.228	37.762	37.892	265.4	18:53.161
12	1:43.760	27.106	38.532	38.122	259.6	20:36.921
13	1:43.371	27.553	37.678	38.140	245.5	22:20.292
14	1:43.896	27.976	37.797	38.123	238.9	24:04.188
15	1:43.748	27.404	37.897	38.447	254.7	25:47.936
16	1:44.560	27.618	37.976	38.966	260.9	27:32.496
17	1:44.238	28.013	37.861	38.364	241.1	29:16.734

25 Roberto BLAZQUEZ FERNANDEZ ESP						
CASTROMAROTO RACING TEAM BMW						
Vlt.	Tiempo	Sector 1	Sector 2	Sector 3	Km/h	T. Sesión
1	1:54.492	36.675	39.060	38.757		1:54.492
2	1:44.714	27.873	38.308	38.533	257.1	3:39.206
3	2:11.104	55.024	37.841	38.239	255.3	5:50.310
4	1:44.280	27.870	38.186	38.224	251.2	7:34.590
5	1:44.389	27.674	38.071	38.644	257.8	9:18.979
6	1:44.600	28.052	38.158	38.390	254.1	11:03.579
7	1:44.498	27.911	38.352	38.235	254.7	12:48.077
8	1:44.779	27.779	38.510	38.490	253.5	14:32.856
9	1:44.949	27.982	38.110	38.857	235.3	16:17.805
10	1:45.273	28.197	38.515	38.561	247.1	18:03.078
11	1:45.042	28.132	38.373	38.537	250.0	19:48.120
12	1:44.699	27.848	38.458	38.393	251.7	21:32.819
13	1:44.706	27.897	38.367	38.442	250.0	23:17.525
14	1:44.618	27.976	38.232	38.410	247.7	25:02.143
15	1:44.582	28.075	38.117	38.390	248.8	26:46.725
16	1:44.624	27.955	38.368	38.301	248.8	28:31.349
17	1:44.613	27.660	38.196	38.757	250.6	30:15.962

31 Carmelo MORALES GOMEZ ESP						
GRAPHENANO EASYRACE SBK TE BMW MOTORRAD						
Vlt.	Tiempo	Sector 1	Sector 2	Sector 3	Km/h	T. Sesión
1	1:46.147	32.227	36.695	37.225		1:46.147
2	1:40.360	26.684	36.413	37.263	264.1	3:26.507
3	1:40.283	26.627	36.463	37.193	260.2	5:06.790
4	1:39.878	26.406	36.300	37.172	260.2	6:46.668
5	1:40.327	26.606	36.343	37.378	264.7	8:26.995
6	1:40.076	26.505	36.317	37.254	264.1	10:07.071
7	1:40.224	26.627	36.383	37.214	267.3	11:47.295
8	1:40.769	26.703	36.573	37.493	263.4	13:28.064



# Superstock/Open1000

## RFME CTO. ESPAÑA CETELEM DE VELOCIDAD

### Carrera

### Vuelta a vuelta

Mejor Personal Mejor de la sesión B Cruzando la línea de meta por el pit lane.

Vlt.	Tiempo	Sector 1	Sector 2	Sector 3	Km/h	T. Sesión
9	1:40.614	26.647	36.543	37.424	264.1	15:08.678
10	1:40.642	26.653	36.593	37.396	259.6	16:49.320
11	1:41.134	26.638	36.676	37.820	261.5	18:30.454
12	1:40.816	26.749	36.565	37.502	257.1	20:11.270
13	1:40.663	26.695	36.616	37.352	260.2	21:51.933
14	1:41.001	26.663	36.714	37.624	261.5	23:32.934
15	1:41.038	26.802	36.466	37.770	260.9	25:13.972
16	1:41.675	26.994	36.907	37.774	257.8	26:55.647
17	1:43.507	27.029	37.173	39.305	255.3	28:39.154

Vlt.	Tiempo	Sector 1	Sector 2	Sector 3	Km/h	T. Sesión
6	1:41.385	26.823	37.006	37.556	265.4	10:14.464
7	1:41.607	26.929	37.029	37.649	259.0	11:56.071
8	1:41.144	26.798	36.945	37.401	272.0	13:37.215
9	1:41.046	26.837	36.711	37.498	267.3	15:18.261
10	1:41.653	27.019	37.006	37.628	262.1	16:59.914
11	1:41.683	26.795	37.037	37.851	263.4	18:41.597
12	1:41.955	26.991	37.101	37.863	260.9	20:23.552
13	1:41.803	26.867	36.770	38.166	261.5	22:05.355
14	1:40.997	26.812	36.740	37.445	266.7	23:46.352
15	1:41.031	26.747	36.833	37.451	267.3	25:27.383
16	1:41.352	26.936	36.827	37.589	260.9	27:08.735

33 Niko MAKINEN		FIN				
YAMAHA STRATOS		YAMAHA				
1	1:52.226	35.592	38.431	38.203		1:52.226
2	1:43.545	27.725	37.686	38.134	249.4	3:35.771
3	1:43.376	27.810	37.495	38.071	240.5	5:19.147
4	1:42.891	27.473	37.427	37.991	254.1	7:02.038
5	1:43.250	27.713	37.597	37.940	244.3	8:45.288
6	1:43.235	27.520	37.792	37.923	255.3	10:28.523
7	1:43.149	27.699	37.618	37.832	255.9	12:11.672
8	1:42.975	27.575	37.608	37.792	260.9	13:54.647
9	1:43.419	27.640	37.721	38.058	257.1	15:38.066
10	1:44.097	27.773	37.820	38.504	257.1	17:22.163
11	1:59.346	27.754	37.874	53.718	249.4	19:21.509
12	1:46.073	28.671	38.301	39.101	235.3	21:07.582
13	1:45.451	28.394	38.028	39.029	248.8	22:53.033
14	1:46.938	28.528	39.173	39.237	251.7	24:39.971
15	1:46.966	28.805	38.593	39.568	230.8	26:26.937
16	1:47.440	28.962	38.578	39.900	239.5	28:14.377
17	1:48.482	28.945	38.977	40.560	234.8	30:02.859

46 Mike JONES		AUS				
TEAM SPEED RACING		KAWASAKI				
1	1:48.374	33.468	37.386	37.520		1:48.374
2	1:41.022	27.072	36.667	37.283	276.2	3:29.396
3	1:40.649	26.790	36.676	37.183	272.7	5:10.045
4	1:40.859	26.898	36.729	37.232	260.2	6:50.904
5	1:41.464	26.736	37.201	37.527	276.9	8:32.368
6	1:41.213	26.853	37.159	37.201	275.5	10:13.581
7	1:41.311	26.883	36.949	37.479	272.7	11:54.892
8	1:41.315	26.954	36.956	37.405	276.2	13:36.207
9	1:41.286	26.865	37.022	37.399	275.5	15:17.493
10	1:41.645	27.247	37.036	37.362	264.1	16:59.138
11	1:41.881	26.968	37.060	37.853	270.7	18:41.019
12	1:41.700	27.182	37.132	37.386	268.0	20:22.719
13	1:41.474	26.992	37.063	37.419	266.7	22:04.193
14	1:41.341	27.005	36.916	37.420	263.4	23:45.534
15	1:41.421	27.057	36.927	37.437	249.4	25:26.955
16	1:41.308	26.860	37.031	37.417	274.8	27:08.263
17	1:41.257	26.900	36.885	37.472	273.4	28:49.520


34 Xavier PINSACH CABAÑAS		ESP				
ETG RACING		KAWASAKI				
1	1:46.483	32.444	36.680	37.359		1:46.483
2	1:40.243	26.686	36.337	37.220	276.9	3:26.726
3	1:40.387	26.744	36.383	37.260	272.7	5:07.113
4	1:40.497	26.832	36.374	37.291	272.7	6:47.610
5	1:40.949	26.632	36.451	37.866	272.7	8:28.559
6	1:40.535	26.629	36.645	37.261	272.7	10:09.094
7	1:40.650	26.553	36.762	37.335	273.4	11:49.744
8	1:40.628	26.820	36.581	37.227	271.4	13:30.372
9	1:40.662	26.617	36.823	37.222	270.7	15:11.034
10	1:40.847	26.691	36.787	37.369	271.4	16:51.881
11	1:40.913	26.639	36.767	37.507	271.4	18:32.794
12	1:41.297	26.868	36.866	37.563	271.4	20:14.091
13	1:41.406	26.841	37.012	37.553	271.4	21:55.497
14	1:41.484	26.945	37.000	37.539	272.0	23:36.981
15	1:41.234	26.729	36.779	37.726	270.7	25:18.215
16	1:41.374	26.805	36.863	37.706	268.7	26:59.589
17	1:41.892	26.950	37.198	37.744	270.0	28:41.481

47 Angel RODRIGUEZ CAMPILLO		ESP				
TACK KAWASAKI		KAWASAKI				
1	1:48.539	33.828	37.190	37.521		1:48.539
2	1:41.123	27.175	36.589	37.359	265.4	3:29.662
3	1:40.651	27.017	36.592	37.042	264.7	5:10.313
4	1:40.821	26.837	36.744	37.240	266.0	6:51.134
5	1:41.620	27.147	36.946	37.527	262.8	8:32.754
6	1:41.384	26.885	37.066	37.433	266.7	10:14.138
7	1:41.129	26.804	36.899	37.426	266.0	11:55.267
8	1:41.273	26.767	36.993	37.513	264.7	13:36.540
9	1:41.387	26.818	37.085	37.484	267.3	15:17.927
10	1:41.549	27.093	37.014	37.442	266.0	16:59.476
11	1:41.743	27.014	37.042	37.687	268.0	18:41.219
12	1:41.977	27.212	37.124	37.641	267.3	20:23.196
13	1:42.515	26.821	37.181	38.513	260.9	22:05.711
14	1:41.568	26.977	36.976	37.615	262.1	23:47.279
15	1:41.270	26.755	36.943	37.572	262.1	25:28.549
16	1:41.187	26.889	36.821	37.477	266.0	27:09.736
17	1:42.879	26.883	37.240	38.756	266.7	28:52.615

42 David CHECA CARRERA		ESP				
YAMAHA STRATOS		YAMAHA				
1	1:47.846	33.310	37.134	37.402		1:47.846
2	1:42.247	28.025	36.702	37.520	270.0	3:30.093
3	1:40.757	26.869	36.618	37.270	263.4	5:10.850
4	1:40.809	26.786	36.706	37.317	269.3	6:51.659
5	1:41.420	26.889	37.108	37.423	276.2	8:33.079

55 Alejandro MEDINA MAYO		ESP				
CARDOSO SCHOOL RACING		YAMAHA				
1	1:46.823	32.620	36.846	37.357		1:46.823
2	1:40.432	26.541	36.701	37.190	269.3	3:27.255
3	1:40.902	26.857	36.585	37.460	275.5	5:08.157





# Superstock/Open1000

## RFME CTO. ESPAÑA CETELEM DE VELOCIDAD

Carrera

Vuelta a vuelta

Mejor Personal Mejor de la sesión B Cruzando la línea de meta por el pit lane.

Vlt.	Tiempo	Sector 1	Sector 2	Sector 3	Km/h	T. Sesión
4	1:41.200	26.931	36.824	37.445	275.5	6:49.357
5	1:41.215	26.872	36.901	37.442	277.6	8:30.572
6	1:42.138	26.944	37.657	37.537	276.2	10:12.710
7	1:41.318	26.818	37.137	37.363	272.7	11:54.028
8	1:41.654	27.091	37.061	37.502	258.4	13:35.682
9	1:41.515	26.966	37.071	37.478	270.7	15:17.197
10	1:41.557	27.159	36.935	37.463	252.3	16:58.754
11	1:41.751	27.039	36.988	37.724	259.6	18:40.505
12	1:41.580	27.096	36.910	37.574	270.0	20:22.085
13	1:40.942	26.956	36.675	37.311	272.7	22:03.027
14	1:40.934	26.884	36.675	37.375	272.0	23:43.961
15	1:40.746	26.659	36.606	37.481	274.1	25:24.707
16	1:41.317	26.829	36.887	37.601	273.4	27:06.024
17	1:41.647	26.950	36.897	37.800	268.0	28:47.671

**61** **Marc MIRALLES GONZALEZ** ESP  
TEAM SPEED RACING KAWASAKI

1	1:47.463	33.140	36.867	37.456	259.6	1:47.463
2	1:40.849	26.590	36.711	37.548	259.6	3:28.312
3	1:41.102	26.631	36.872	37.599	262.8	5:09.414
4	1:41.024	26.655	36.738	37.631	266.0	6:50.438
5	1:43.362	27.959	37.533	37.870	266.0	8:33.800
6	1:41.265	26.774	36.981	37.510	264.1	10:15.065
7	1:41.416	26.785	36.941	37.690	264.1	11:56.481
8	1:41.438	26.903	37.003	37.532	259.0	13:37.919
9	1:41.368	26.893	36.974	37.501	260.2	15:19.287
10	1:42.426	26.955	37.674	37.797	262.8	17:01.713
11	1:42.290	27.239	37.235	37.816	259.0	18:44.003
12	1:42.593	27.301	37.265	38.027	259.6	20:26.596
13	1:43.475	27.858	37.569	38.048	251.7	22:10.071
14	1:43.168	27.410	37.577	38.181	254.1	23:53.239
15	1:42.720	27.532	37.370	37.818	253.5	25:35.959
16	1:42.863	27.503	37.188	38.172	252.9	27:18.822
17	1:42.622	27.440	37.138	38.044	256.5	29:01.444

**65** **Ole Bjorn PLASSEN** NOR  
PLASSEN ROADRACING TEAM

1	1:52.211	35.469	38.339	38.403	255.3	1:52.211
2	1:42.060	27.207	37.242	37.611	255.3	3:34.271
3	1:41.810	27.179	36.975	37.656	264.1	5:16.081
4	1:42.046	27.213	37.180	37.653	252.9	6:58.127
5	1:42.198	27.172	37.316	37.710	257.1	8:40.325
6	1:42.076	27.141	37.283	37.652	251.2	10:22.401
7	1:42.313	27.048	37.487	37.778	254.7	12:04.714
8	1:41.935	27.109	37.098	37.728	260.9	13:46.649
9	1:42.011	27.116	37.179	37.716	259.0	15:28.660
10	1:42.619	27.189	37.641	37.789	257.8	17:11.279
11	1:43.160	27.277	37.555	38.328	250.6	18:54.439
12	1:43.469	27.684	37.667	38.118	240.0	20:37.908
13	1:42.862	27.195	37.601	38.066	251.2	22:20.770
14	1:43.854	27.772	37.916	38.166	241.1	24:04.624
15	1:43.654	27.337	37.879	38.438	247.1	25:48.278
16	1:44.221	27.542	38.018	38.661	243.2	27:32.499
17	1:44.774	27.808	38.445	38.521	252.9	29:17.273

**69** **Florian DROUIN** FRA  
TEAM FOULOI YAMAHA

Vlt.	Tiempo	Sector 1	Sector 2	Sector 3	Km/h	T. Sesión
1	1:55.142	37.131	39.088	38.923	199.6	1:55.142
2	1:45.196	28.430	38.121	38.645	238.9	3:40.338
3	1:45.064	28.318	38.363	38.383	243.2	5:25.402
4	1:45.845	28.219	38.662	38.964	238.4	7:11.247
5	1:46.130	28.247	38.910	38.973	248.8	8:57.377
6	1:45.469	28.304	38.504	38.661	241.6	10:42.846
7	1:45.396	28.194	38.201	39.001	251.2	12:28.242
8	1:45.704	28.404	38.484	38.816	242.7	14:13.946
9	1:45.612	28.755	38.185	38.672	232.3	15:59.558
10	1:45.818	28.422	38.530	38.866	236.3	17:45.376
11	1:45.566	28.406	38.452	38.708	240.0	19:30.942
12	1:45.992	28.475	38.592	38.925	237.9	21:16.934
13	1:46.610	28.634	38.599	39.377	233.3	23:03.544
14	1:46.457	28.859	38.455	39.143	240.0	24:50.001
15	1:46.642	29.322	38.358	38.962	212.6	26:36.643
16	1:46.371	28.875	38.664	38.832	242.2	28:23.014
17	1:46.741	28.949	38.436	39.356	236.3	30:09.755

**77** **Toni TORPAKKO** FIN  
NURMI MP RACING SUZUKI

1	1:55.572	36.823	39.716	39.033	192.5	1:55.572
2	1:46.327	28.628	38.598	39.101	251.2	3:41.899
3	1:46.071	28.294	38.833	38.944	252.9	5:27.970
4	1:45.149	28.056	38.550	38.543	257.8	7:13.119
5	1:45.691	28.331	38.785	38.575	253.5	8:58.810
6	1:45.615	28.387	38.460	38.768	256.5	10:44.425
7	1:45.570	28.382	38.374	38.814	255.3	12:29.995
8	1:46.019	28.216	38.760	39.043	262.8	14:16.014
9	1:45.737	28.271	38.710	38.756	250.0	16:01.751
10	1:46.581	28.547	39.013	39.021	243.2	17:48.332
11	1:46.910	28.567	38.667	39.676	249.4	19:35.242
12	1:46.937	28.683	39.002	39.252	244.3	21:22.179
13	1:46.574	28.602	38.899	39.073	246.6	23:08.753
14	1:46.115	28.323	38.802	38.990	257.1	24:54.868
15	1:46.937	28.460	39.154	39.323	256.5	26:41.805
16	1:46.650	28.719	38.977	38.954	241.1	28:28.455
17	1:46.539	28.695	38.490	39.354	242.7	30:14.994

**88** **Kev COGHLAN** GBR  
JEG / KAGAYAMA RACING SUZUKI

1	1:48.158	33.085	37.479	37.594	255.3	1:48.158
2	1:40.770	26.851	36.675	37.244	262.8	3:28.928
3	1:40.984	26.990	36.692	37.302	264.1	5:09.912
4	1:40.696	26.769	36.717	37.210	260.9	6:50.608
5	1:41.313	26.924	37.126	37.263	259.0	8:31.921
6	2:34.365	26.813	1:28.080	39.472	264.1	11:06.286
7	1:43.252	27.555	37.903	37.794	254.7	12:49.538
8	1:43.321	27.195	37.871	38.255	258.4	14:32.859
9	1:42.287	27.369	37.349	37.569	255.3	16:15.146
10	1:42.897	27.556	37.587	37.754	258.4	17:58.043
11	1:43.317	27.593	37.823	37.901	254.7	19:41.360
12	1:42.711	27.330	37.713	37.668	254.1	21:24.071
13	1:43.297	27.555	37.638	38.104	256.5	23:07.368
14	1:42.534	27.393	37.250	37.891	254.7	24:49.902
15	1:42.481	27.381	37.328	37.772	255.9	26:32.383
16	1:42.367	27.425	37.344	37.598	257.1	28:14.750
17	1:42.953	27.557	37.421	37.975	245.5	29:57.703





# Superstock/Open1000


## RFME CTO. ESPAÑA CETELEM DE VELOCIDAD

Carrera

Vuelta a vuelta

■ Mejor Personal ■ Mejor de la sesión B Cruzando la línea de meta por el pit lane.

Vlt.	Tiempo	Sector 1	Sector 2	Sector 3	Km/h	T. Sesión	Vlt.	Tiempo	Sector 1	Sector 2	Sector 3	Km/h	T. Sesión	
<b>89</b>	<b>Christian PALOMARES VILAR</b> ESP							3	1:42.221	27.329	37.201	37.691	243.8	5:18.028
	AIT PASTRANA RACING TEAM YAMAHA							4	1:42.240	27.348	37.219	37.673	249.4	7:00.268
1	1:47.125	32.754	36.977	37.394		1:47.125	5	1:41.920	27.239	37.148	37.533	251.2	8:42.188	
2	<b>1:40.601</b>	<b>26.627</b>	<b>36.711</b>	<b>37.263</b>	273.4	3:27.726	6	1:41.880	27.252	<b>37.068</b>	37.560	247.7	10:24.068	
3	1:41.159	26.807	36.928	37.424	272.0	5:08.885	7	1:41.787	27.151	37.111	37.525	252.3	12:05.855	
4	1:40.923	26.647	36.833	37.443	276.2	6:49.808	8	<b>1:41.750</b>	<b>27.088</b>	37.153	<b>37.509</b>	248.8	13:47.605	
5	1:40.990	26.699	36.926	37.365	275.5	8:30.798	9	1:41.925	27.170	37.179	37.576	248.8	15:29.530	
6	1:41.553	26.809	37.346	37.398	277.6	10:12.351	10	1:41.980	27.287	37.125	37.568	244.9	17:11.510	
7	1:41.483	26.974	36.968	37.541	271.4	11:53.834	11	1:42.874	27.313	37.463	38.098	243.8	18:54.384	
8	1:41.542	26.963	37.062	37.517	274.1	13:35.376	12	1:42.585	27.394	37.400	37.791	248.3	20:36.969	
9	1:41.664	26.922	37.056	37.686	274.1	15:17.040	13	1:43.324	27.304	37.565	38.455	250.0	22:20.293	
10	1:41.588	26.951	37.097	37.540	273.4	16:58.628	14	1:43.304	27.783	37.550	37.971	242.7	24:03.597	
11	1:42.070	26.885	36.999	38.186	270.0	18:40.698	15	1:43.945	27.597	37.812	38.536	246.0	25:47.542	
12	1:41.794	27.101	36.989	37.704	260.9	20:22.492	16	1:44.525	27.830	37.962	38.733	244.9	27:32.067	
13	1:41.555	26.932	36.996	37.627	273.4	22:04.047	17	1:44.385	28.064	37.977	38.344	238.9	29:16.452	
14	1:41.341	26.678	37.021	37.642	273.4	23:45.388								
15	1:41.639	26.746	37.037	37.856	270.7	25:27.027								
16	1:42.074	27.046	37.197	37.831	267.3	27:09.101								
17	1:42.052	27.082	37.035	37.935	269.3	28:51.153								
<b>92</b>	<b>Julio DOMINGUEZ GAVIRA</b> ESP													
	GRAPHENANO EASYRACE TEAM BMW MOTORRAD													
1	1:56.470	37.748	39.148	39.574	193.9	1:56.470								
2	<b>1:46.572</b>	<b>28.477</b>	<b>38.507</b>	39.588	238.4	3:43.042								
3	1:46.986	28.643	38.973	<b>39.370</b>	229.3	5:30.028								
4	1:47.747	28.806	38.693	40.248	228.8	7:17.775								
5	1:47.773	29.000	39.141	39.632	226.4	9:05.548								
6	2:05.624	45.272	40.546	39.806	220.4	11:11.172								
7	1:49.052	29.538	39.321	40.193	216.9	13:00.224								
8	1:48.649	29.256	39.655	39.738	225.9	14:48.873								
9	1:49.996	29.519	40.445	40.032	223.6	16:38.869								
<b>94</b>	<b>Naomichi URAMOTO</b> JAP													
	TEAM SUZUKI JEG / KAGAYAMA RA SUZUKI													
1	1:50.161	34.747	37.563	37.851		1:50.161								
2	1:41.798	27.159	37.020	37.619	248.3	3:31.959								
3	1:41.647	27.134	36.977	37.536	254.1	5:13.606								
4	1:41.846	27.236	37.121	37.489	246.6	6:55.452								
5	1:41.999	27.237	36.987	37.775	246.0	8:37.451								
6	1:41.530	27.189	<b>36.900</b>	37.441	254.7	10:18.981								
7	<b>1:41.383</b>	27.112	36.905	37.366	257.1	12:00.364								
8	1:41.400	<b>27.063</b>	37.058	<b>37.279</b>	254.7	13:41.764								
9	1:42.901	28.321	37.043	37.537	257.1	15:24.665								
10	1:41.748	27.223	37.121	37.404	254.1	17:06.413								
11	1:42.062	27.242	37.077	37.743	251.2	18:48.475								
12	1:42.532	27.311	37.492	37.729	245.5	20:31.007								
13	1:42.569	27.390	37.527	37.652	252.3	22:13.576								
14	1:42.150	27.275	36.955	37.920	253.5	23:55.726								
15	1:41.900	27.229	37.006	37.665	252.3	25:37.626								
16	1:41.933	27.196	36.947	37.790	252.3	27:19.559								
17	1:42.311	27.340	37.214	37.757	250.6	29:01.870								
<b>99</b>	<b>Pedro RODRIGUEZ GONZALEZ</b> ESP													
	CASTROMAROTO RACING TEAM													
1	1:50.504	34.435	37.799	38.270		1:50.504								
2	1:45.303	30.071	37.492	37.740	241.1	3:35.807								

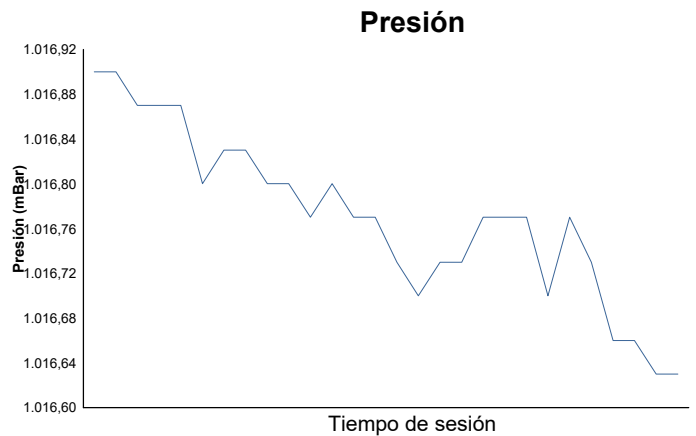
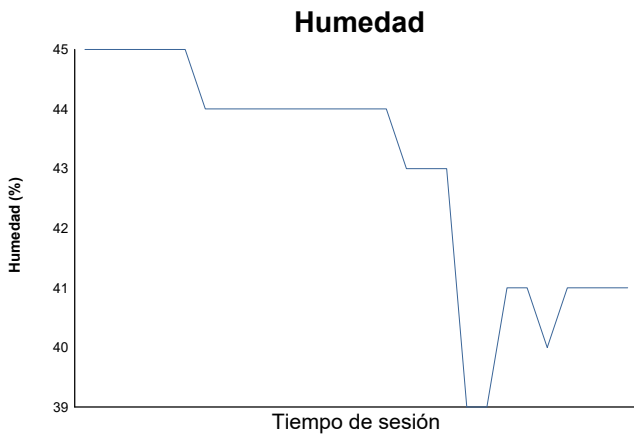
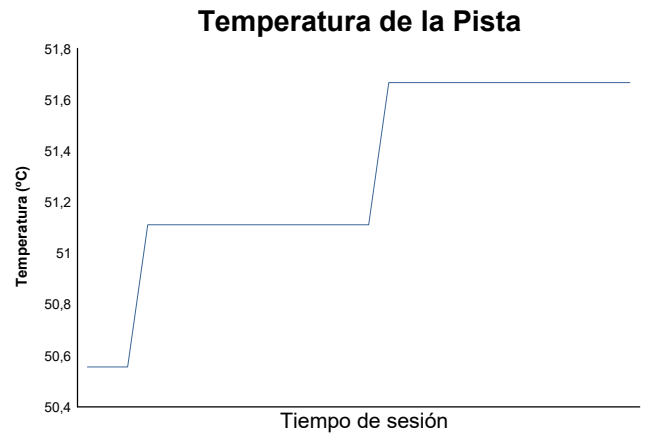
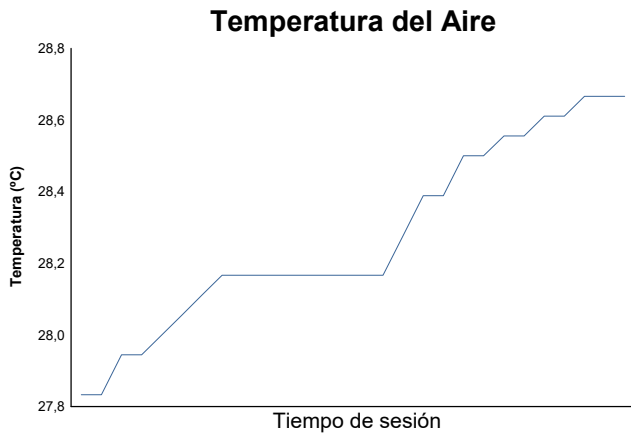


# RFME CTO. ESPAÑA CETELEM DE VELOCIDAD

Superstock/Open1000

Carrera

Informe meteorológico



Estado de la pista: **SECO**