

CIRCUITO DE NAVARRA 3.933 m.

Superstock/Open1000

RFME CTO. ESPAÑA CETELEM DE VELOCIDAD

Entrenamiento Cronometrado 2

Clasificación

Nº	Piloto	Nac	Equipo	Moto	Neumaticos	Tiempo	Vlt.	Total	Dif.	Km/h
1	34 Xavier PINSACH CABAÑAS	ESP	ETG RACING	KAWASAKI	PIRELLI	Stck	1:39.357	11 12	- -	142.5
2	31 Carmelo MORALES GOMEZ	ESP	GRAPHENANO EASYRACE SBK TEAM	BMW MOTORRAD	DUNLOP	Stck	1:40.149	13 14	+0.792 +0.792	141.4
3	47 Angel RODRIGUEZ CAMPILLO	ESP	TACK KAWASAKI	KAWASAKI	PIRELLI	Stck	1:40.267	10 11	+0.910 +0.118	141.2
4	55 Alejandro MEDINA MAYO	ESP	CARDOSO SCHOOL RACING	YAMAHA	MICHELIN	Stck	1:40.431	13 13	+1.074 +0.164	141.0
5	46 Mike JONES	AUS	TEAM SPEED RACING	KAWASAKI	MICHELIN	Stck	1:40.449	7 14	+1.092 +0.018	141.0
6	23 Christophe PONSSON	FRA	GIL MOTOR SPORT		PIRELLI	Stck	1:40.581	13 13	+1.224 +0.132	140.8
7	89 Christian PALOMARES VILAR	ESP	AIT PASTRANA RACING TEAM	YAMAHA	MICHELIN	Stck	1:40.603	3 15	+1.246 +0.022	140.7
8	8 Erik MORILLAS CUENCA	ESP	RTM	YAMAHA	PIRELLI	Oper	1:40.817	8 12	+1.460 +0.214	140.4
9	88 Kev COGHLAN	GBR	JEG / KAGAYAMA RACING	SUZUKI	MICHELIN	Stck	1:40.881	8 13	+1.524 +0.064	140.4
10	22 Ivan SILVA ALBEROLA	ESP	JEG / KAGAYAMA RACING	SUZUKI	MICHELIN	Stck	1:40.990	9 12	+1.633 +0.109	140.2
11	61 Marc MIRALLES GONZALEZ	ESP	TEAM SPEED RACING	KAWASAKI	MICHELIN	Stck	1:41.040	12 12	+1.683 +0.050	140.1
12	42 David CHECA CARRERA	ESP	YAMAHA STRATOS	YAMAHA	DUNLOP	Stck	1:41.086	10 16	+1.729 +0.046	140.1
13	94 Naomichi URAMOTO	JAP	TEAM SUZUKI JEG / KAGAYAMA RACING	SUZUKI		Stck	1:41.142	11 12	+1.785 +0.056	140.0
14	6 Eeki KUPARINEN	FIN	TACK KAWASAKI	KAWASAKI	PIRELLI	Stck	1:41.228	8 14	+1.871 +0.086	139.9
15	65 Ole Bjorn PLASSEN	NOR	PLASSEN ROADRACING TEAM		PIRELLI	Stck	1:41.423	2 11	+2.066 +0.195	139.6
16	99 Pedro RODRIGUEZ GONZALEZ	ESP	CASTROMAROTO RACING TEAM		PIRELLI	Stck	1:41.431	12 13	+2.074 +0.008	139.6
17	24 Angel POYATOS ALARCON	ESP	I+DENT RACING TEAM	SUZUKI	MICHELIN	Stck	1:42.110	3 14	+2.753 +0.679	138.7
18	3 Miguel A. FERNANDEZ VIDAL	ESP	JK COMPETICION	YAMAHA	MICHELIN	Stck	1:42.133	10 14	+2.776 +0.023	138.6
19	21 Julian MAZUECOS FERNANDE	ESP	KAWASAKI PALMETO PL RACING	KAWASAKI	MICHELIN	Stck	1:42.469	10 12	+3.112 +0.336	138.2
20	12 Christopher GOBBI	ITA	XCTECH	HONDA	PIRELLI	Oper	1:42.626	10 12	+3.269 +0.157	138.0
21	17 Ricardo SASETA SOLER	ESP	MCS RACING BASOLI	KAWASAKI	DUNLOP	Oper	1:42.840	12 16	+3.483 +0.214	137.7
22	33 Niko MAKINEN	FIN	YAMAHA STRATOS	YAMAHA	DUNLOP	Oper	1:43.253	11 13	+3.896 +0.413	137.1
23	19 Paul DUFOUR	FRA	TEAM SUZUKI JEG / KAGAYAMA RACING	SUZUKI	MICHELIN	Oper	1:43.280	12 12	+3.923 +0.027	137.1
24	25 Roberto BLAZQUEZ FERNAND	ESP	CASTROMAROTO RACING TEAM	BMW	PIRELLI	Oper	1:43.410	12 12	+4.053 +0.130	136.9
25	18 Lucas DE ULACIA DE LA SOTI	ESP	KAWASAKI PALMETO P.L. RACING	KAWASAKI	MICHELIN	Stck	1:43.413	12 15	+4.056 +0.003	136.9
26	77 Toni TORPAKKO	FIN	NURMI MP RACING	SUZUKI		Stck	1:44.447	6 10	+5.090 +1.034	135.6
27	69 Florian DROUIN	FRA	TEAM FOULOI	YAMAHA	PIRELLI	Oper	1:44.929	5 13	+5.572 +0.482	134.9
28	92 Julio DOMINGUEZ GAVIRA	ESP	GRAPHENANO EASYRACE TEAM	BMW MOTORRAD	DUNLOP	Oper	1:46.520	6 9	+7.163 +1.591	132.9
29	15 Mathieu DUMAS	FRA	DUMAS RACING TEAM	YAMAHA	PIRELLI	Oper				

Vuelta Rápida	Vlt. 11	Xavier PINSACH CABAÑAS	1:39.357	142.5 Kph
---------------	---------	------------------------	----------	-----------

Hora de publicación:

Estado de la pista: **SECO**

Director de carrera:	Cronometrador:
----------------------	----------------



Superstock/Open1000

RFME CTO. ESPAÑA CETELEM DE VELOCIDAD


Combinada Crono 1 y 2

Clasificación

Nº	Piloto	Nac	Equipo		Primo Crono	Segundo Crono	Tiempo	Dif	
1	34 Xavier PINSACH CABAÑAS	ESP	ETG RACING	Stck	1:39.531	1:39.357	1:39.357		
2	31 Carmelo MORALES GOMEZ	ESP	GRAPHENANO EASYRACE SBK TEAM	Stck	1:39.667	1:40.149	1:39.667	0.310	0.310
3	55 Alejandro MEDINA MAYO	ESP	CARDOSO SCHOOL RACING	Stck	1:39.804	1:40.431	1:39.804	0.447	0.137
4	89 Christian PALOMARES VILAR	ESP	AIT PASTRANA RACING TEAM	Stck	1:39.922	1:40.603	1:39.922	0.565	0.118
5	46 Mike JONES	AUS	TEAM SPEED RACING	Stck	1:40.105	1:40.449	1:40.105	0.748	0.183
6	88 Kev COGHLAN	GBR	JEG / KAGAYAMA RACING	Stck	1:40.226	1:40.881	1:40.226	0.869	0.121
7	47 Angel RODRIGUEZ CAMPILL	ESP	TACK KAWASAKI	Stck	1:40.315	1:40.267	1:40.267	0.910	0.041
8	42 David CHECA CARRERA	ESP	YAMAHA STRATOS	Stck	1:40.282	1:41.086	1:40.282	0.925	0.015
9	8 Erik MORILLAS CUENCA	ESP	RTM	Open	1:40.486	1:40.817	1:40.486	1.129	0.204
10	23 Christophe PONSSON	FRA	GIL MOTOR SPORT	Stck	1:40.519	1:40.581	1:40.519	1.162	0.033
11	22 Ivan SILVA ALBEROLA	ESP	JEG / KAGAYAMA RACING	Stck	1:40.596	1:40.990	1:40.596	1.239	0.077
12	94 Naomichi URAMOTO	JAP	TEAM SUZUKI JEG / KAGAYAMA RACING	Stck	1:40.786	1:41.142	1:40.786	1.429	0.190
13	61 Marc MIRALLES GONZALEZ	ESP	TEAM SPEED RACING	Stck	1:40.930	1:41.040	1:40.930	1.573	0.144
14	6 Eeki KUPARINEN	FIN	TACK KAWASAKI	Stck	1:41.672	1:41.228	1:41.228	1.871	0.298
15	24 Angel POYATOS ALARCON	ESP	I+DENT RACING TEAM	Stck	1:41.371	1:42.110	1:41.371	2.014	0.143
16	65 Ole Bjorn PLASSEN	NOR	PLASSEN ROADRACING TEAM	Stck	1:41.854	1:41.423	1:41.423	2.066	0.052
17	99 Pedro RODRIGUEZ GONZALE	ESP	CASTROMAROTO RACING TEAM	Stck	1:42.427	1:41.431	1:41.431	2.074	0.008
18	15 Mathieu DUMAS	FRA	DUMAS RACING TEAM	Open	1:41.961		1:41.961	2.604	0.530
19	33 Niko MAKINEN	FIN	YAMAHA STRATOS	Open	1:42.062	1:43.253	1:42.062	2.705	0.101
20	3 Miguel A. FERNANDEZ VIDAL	ESP	JK COMPETICION	Stck	1:42.446	1:42.133	1:42.133	2.776	0.071
21	12 Christopher GOBBI	ITA	XCTECH	Open	1:42.255	1:42.626	1:42.255	2.898	0.122
22	21 Julian MAZUECOS FERNANDI	ESP	KAWASAKI PALMETO PL RACING	Stck	1:42.474	1:42.469	1:42.469	3.112	0.214
23	25 Roberto BLAZQUEZ FERNANI	ESP	CASTROMAROTO RACING TEAM	Open	1:42.659	1:43.410	1:42.659	3.302	0.190
24	17 Ricardo SASETA SOLER	ESP	MCS RACING BASOLI	Open	1:42.737	1:42.840	1:42.737	3.380	0.078
25	19 Paul DUFOUR	FRA	TEAM SUZUKI JEG / KAGAYAMA RACING	Open	1:43.413	1:43.280	1:43.280	3.923	0.543
26	18 Lucas DE ULACIA DE LA SOT	ESP	KAWASAKI PALMETO P.L. RACING	Stck		1:43.413	1:43.413	4.056	0.133
27	77 Toni TORPAKKO	FIN	NURMI MP RACING	Stck	1:45.225	1:44.447	1:44.447	5.090	1.034
28	69 Florian DROUIN	FRA	TEAM FOULOI	Open	1:44.930	1:44.929	1:44.929	5.572	0.482
29	92 Julio DOMINGUEZ GAVIRA	ESP	GRAPHENANO EASYRACE TEAM	Open	1:45.918	1:46.520	1:45.918	6.561	0.989

Director de Carrera:

Cronometrador:



Superstock/Open1000

RFME CTO. ESPAÑA CETELEM DE VELOCIDAD

Entrenamiento Cronometrado 2

Mejores tiempos de sector

SECTOR 1			SECTOR 2		SECTOR 3				Vuelta Ideal	Mejor Vuelta	
Pos	Piloto	Tiempo	Piloto	Tiempo	Piloto	Tiempo	Pos	Piloto			
1	34 X.PINSACH CABAÑAS	26.290	34 X.PINSACH CABAÑAS	36.199	34 X.PINSACH CABAÑAS	36.819	1	34 X.PINSACH CABAÑAS	1:39.308	1:39.357	(1)
2	31 C.MORALES GOMEZ	26.342	23 C.PONSSON	36.266	46 M.JONES	37.123	2	31 C.MORALES GOMEZ	1:39.982	1:40.149	(2)
3	89 C.PALOMARES VILAR	26.590	47 A.RODRIGUEZ CAMPILLO	36.403	89 C.PALOMARES VILAR	37.178	3	47 A.RODRIGUEZ CAMPILLO	1:40.201	1:40.267	(3)
4	47 A.RODRIGUEZ CAMPILLO	26.615	31 C.MORALES GOMEZ	36.446	55 A.MEDINA MAYO	37.179	4	23 C.PONSSON	1:40.211	1:40.581	(6)
5	46 M.JONES	26.619	55 A.MEDINA MAYO	36.478	47 A.RODRIGUEZ CAMPILLO	37.183	5	46 M.JONES	1:40.285	1:40.449	(5)
6	55 A.MEDINA MAYO	26.655	46 M.JONES	36.543	31 C.MORALES GOMEZ	37.194	6	55 A.MEDINA MAYO	1:40.312	1:40.431	(4)
7	23 C.PONSSON	26.739	8 E.MORILLAS CUENCA	36.546	23 C.PONSSON	37.206	7	89 C.PALOMARES VILAR	1:40.490	1:40.603	(7)
8	88 K.COGLAN	26.763	61 M.MIRALLES GONZALEZ	36.642	88 K.COGLAN	37.207	8	8 E.MORILLAS CUENCA	1:40.717	1:40.817	(8)
9	42 D.CHECA CARRERA	26.779	42 D.CHECA CARRERA	36.680	6 E.KUPARINEN	37.226	9	88 K.COGLAN	1:40.753	1:40.881	(9)
10	61 M.MIRALLES GONZALEZ	26.833	99 P.RODRIGUEZ GONZALEZ	36.709	22 I.SILVA ALBEROLA	37.280	10	61 M.MIRALLES GONZALEZ	1:40.897	1:41.040	(11)
11	22 I.SILVA ALBEROLA	26.849	89 C.PALOMARES VILAR	36.722	94 N.URAMOTO	37.290	11	42 D.CHECA CARRERA	1:40.932	1:41.086	(12)
12	65 O.PLASSEN	26.860	88 K.COGLAN	36.783	8 E.MORILLAS CUENCA	37.307	12	22 I.SILVA ALBEROLA	1:40.985	1:40.990	(10)
13	8 E.MORILLAS CUENCA	26.864	94 N.URAMOTO	36.845	99 P.RODRIGUEZ GONZALEZ	37.315	13	94 N.URAMOTO	1:41.021	1:41.142	(13)
14	94 N.URAMOTO	26.886	65 O.PLASSEN	36.852	61 M.MIRALLES GONZALEZ	37.422	14	65 O.PLASSEN	1:41.167	1:41.423	(15)
15	21 J.MAZUECOS FERNANDEZ	26.961	22 I.SILVA ALBEROLA	36.856	65 O.PLASSEN	37.455	15	6 E.KUPARINEN	1:41.204	1:41.228	(14)
16	6 E.KUPARINEN	27.044	6 E.KUPARINEN	36.934	24 A.POYATOS ALARCON	37.472	16	99 P.RODRIGUEZ GONZALEZ	1:41.289	1:41.431	(16)
17	3 M.FERNANDEZ VIDAL	27.205	3 M.FERNANDEZ VIDAL	37.095	42 D.CHECA CARRERA	37.473	17	24 A.POYATOS ALARCON	1:41.966	1:42.110	(17)
18	24 A.POYATOS ALARCON	27.222	24 A.POYATOS ALARCON	37.272	3 M.FERNANDEZ VIDAL	37.679	18	3 M.FERNANDEZ VIDAL	1:41.979	1:42.133	(18)
19	99 P.RODRIGUEZ GONZALEZ	27.265	12 C.GOBBI	37.355	17 R.SASETA SOLER	37.805	19	21 J.MAZUECOS FERNANDEZ	1:42.249	1:42.469	(19)
20	17 R.SASETA SOLER	27.306	19 P.DUFOUR	37.388	12 C.GOBBI	37.812	20	12 C.GOBBI	1:42.559	1:42.626	(20)
21	12 C.GOBBI	27.392	21 J.MAZUECOS FERNANDEZ	37.431	21 J.MAZUECOS FERNANDEZ	37.857	21	17 R.SASETA SOLER	1:42.609	1:42.840	(21)
22	18 L.DE ULACIA DE LA SOTILLA	27.400	33 N.MAKINEN	37.467	33 N.MAKINEN	37.951	22	33 N.MAKINEN	1:43.002	1:43.253	(22)
23	19 P.DUFOUR	27.550	17 R.SASETA SOLER	37.498	25 R.BLAZQUEZ FERNANDEZ	38.079	23	18 L.DE ULACIA DE LA SOTILLA	1:43.116	1:43.413	(25)
24	33 N.MAKINEN	27.584	18 L.DE ULACIA DE LA SOTILLA	37.538	18 L.DE ULACIA DE LA SOTILLA	38.178	24	19 P.DUFOUR	1:43.190	1:43.280	(23)
25	25 R.BLAZQUEZ FERNANDEZ	27.618	25 R.BLAZQUEZ FERNANDEZ	37.618	19 P.DUFOUR	38.252	25	25 R.BLAZQUEZ FERNANDEZ	1:43.315	1:43.410	(24)
26	77 T.TORPAKKO	27.716	69 F.DROUIN	38.059	77 T.TORPAKKO	38.403	26	77 T.TORPAKKO	1:44.253	1:44.447	(26)
27	69 F.DROUIN	28.205	77 T.TORPAKKO	38.134	69 F.DROUIN	38.423	27	69 F.DROUIN	1:44.687	1:44.929	(27)
28	92 J.DOMINGUEZ GAVIRA	28.534	92 J.DOMINGUEZ GAVIRA	38.467	92 J.DOMINGUEZ GAVIRA	39.173	28	92 J.DOMINGUEZ GAVIRA	1:46.174	1:46.520	(28)




Superstock/Open1000

RFME CTO. ESPAÑA CETELEM DE VELOCIDAD

Entrenamiento Cronometrado 2

Mejores Velocidades Máximas

Piloto	Equipo		V.Max 1		V.Max 2		V. Max 3		V. Max 4		V.Max 5		Pro
			Km/h	Vlt.	Km/h	Vlt.	Km/h	Vlt.	Km/h	Vlt.	Km/h	Vlt.	
55 Alejandro MEDINA MAYO	CARDOSO SCHOOL RACING	Stck	276.9	7	275.5	8	274.8	9	274.8	4	273.4	6	275,1
46 Mike JONES	TEAM SPEED RACING	Stck	276.2	9	273.4	10	273.4	7	272.7	8	272.0	12	273,5
89 Christian PALOMARES VILAR	AIT PASTRANA RACING TEAM	Stck	275.5	5	274.1	4	274.1	7	273.4	8	273.4	6	274,1
19 Paul DUFOUR	TEAM SUZUKI JEG / KAGAYAMA RA	Oper	275.5	9	273.4	12	272.7	10	268.0	5	266.7	11	271,3
23 Christophe PONSSON	GIL MOTOR SPORT	Stck	274.8	8	271.4	13	271.4	2	268.0	9	267.3	4	270,6
34 Xavier PINSACH CABAÑAS	ETG RACING	Stck	273.4	12	273.4	8	272.0	5	270.7	7	270.7	2	272,0
42 David CHECA CARRERA	YAMAHA STRATOS	Stck	272.0	3	271.4	9	271.4	8	271.4	7	270.0	5	271,2
22 Ivan SILVA ALBEROLA	JEG / KAGAYAMA RACING	Stck	268.7	7	264.7	11	263.4	6	261.5	10	260.2	2	263,7
47 Angel RODRIGUEZ CAMPILLO	TACK KAWASAKI	Stck	267.3	10	266.0	11	264.1	3	262.1	4	260.9	7	264,1
61 Marc MIRALLES GONZALEZ	TEAM SPEED RACING	Stck	267.3	8	265.4	7	262.1	9	261.5	10	260.9	3	263,4
24 Angel POYATOS ALARCON	I+DENT RACING TEAM	Stck	267.3	12	267.3	9	265.4	7	264.7	2	264.7	10	265,9
31 Carmelo MORALES GOMEZ	GRAPHENANO EASYRACE SBK TE	Stck	266.7	13	264.1	12	264.1	6	262.8	14	262.8	11	264,1
18 Lucas DE ULACIA DE LA SOTILL	KAWASAKI PALMETO P.L. RACING	Stck	266.7	7	262.8	8	262.8	14	262.1	4	261.5	5	263,2
21 Julian MAZUECOS FERNANDEZ	KAWASAKI PALMETO PL RACING	Stck	266.0	9	266.0	5	265.4	12	265.4	2	264.7	6	265,5
8 Erik MORILLAS CUENCA	RTM	Oper	266.0	3	266.0	9	266.0	8	264.7	7	262.8	10	265,1
65 Ole Bjorn PLASSEN	PLASSEN ROADRACING TEAM	Stck	265.4	2	262.8	6	262.1	7	260.2	11	259.6	10	262,0
88 Kev COGHLAN	JEG / KAGAYAMA RACING	Stck	264.7	4	263.4	10	263.4	9	263.4	8	260.9	11	263,2
77 Toni TORPAKKO	NURMI MP RACING	Stck	264.1	6	255.9	10	255.3	9	254.1	2	247.1	4	255,3
25 Roberto BLAZQUEZ FERNANDEZ	CASTROMAROTO RACING TEAM	Oper	262.1	3	259.0	5	257.8	9	256.5	7	255.9	12	258,3
94 Naomichi URAMOTO	TEAM SUZUKI JEG / KAGAYAMA RA	Stck	262.1	8	257.1	12	257.1	4	255.9	11	255.9	9	257,6
6 Eeki KUPARINEN	TACK KAWASAKI	Stck	260.2	14	260.2	3	259.6	9	259.0	12	259.0	4	259,6
17 Ricardo SASETA SOLER	MCS RACING BASOLI	Oper	259.6	12	259.0	3	258.4	4	257.1	6	257.1	10	258,2
3 Miguel A. FERNANDEZ VIDAL	JK COMPETICION	Stck	259.0	10	257.8	6	254.7	7	254.7	11	252.3	2	255,7
33 Niko MAKINEN	YAMAHA STRATOS	Oper	257.1	9	255.3	7	255.3	4	254.1	11	253.5	10	255,1
12 Christopher GOBBI	XCTECH	Oper	254.7	10	250.0	12	248.8	3	248.8	11	247.7	2	250,0
99 Pedro RODRIGUEZ GONZALEZ	CASTROMAROTO RACING TEAM	Stck	254.7	10	254.1	4	252.3	8	251.7	6	250.6	13	252,7
69 Florian DROUIN	TEAM FOULOI	Oper	254.1	2	245.5	10	243.8	6	242.7	9	240.0	13	245,2
92 Julio DOMINGUEZ GAVIRA	GRAPHENANO EASYRACE TEAM	Oper	236.3	6	234.8	8	230.3	3	229.8	2	229.3	7	232,1
15 Mathieu DUMAS	DUMAS RACING TEAM	Oper											




Superstock/Open1000

RFME CTO. ESPAÑA CETELEM DE VELOCIDAD

Después de Entrenamiento Cronometrado 2

Velocidad máxima del evento

Piloto	Equipo	Moto		V. Max	Vlt.	Sesión
55 Alejandro MEDINA MAYO	CARDOSO SCHOOL RACING	YAMAHA	Stck	277.6	6	Entrenamiento Cronome
46 Mike JONES	TEAM SPEED RACING	KAWASAKI	Stck	276.9	12	Entrenamiento Cronome
89 Christian PALOMARES VILAR	AIT PASTRANA RACING TEAM	YAMAHA	Stck	276.2	6	Entrenamiento Cronome
19 Paul DUFOUR	TEAM SUZUKI JEG / KAGAYAMA RACING	SUZUKI	Open	275.5	9	Entrenamiento Cronome
23 Christophe PONSSON	GIL MOTOR SPORT		Stck	274.8	12	Entrenamiento Cronome
34 Xavier PINSACH CABAÑAS	ETG RACING	KAWASAKI	Stck	273.4	8	Entrenamiento Cronome
42 David CHECA CARRERA	YAMAHA STRATOS	YAMAHA	Stck	272.7	4	Entrenamiento Cronome
24 Angel POYATOS ALARCON	I+DENT RACING TEAM	SUZUKI	Stck	272.0	6	Entrenamiento Cronome
61 Marc MIRALLES GONZALEZ	TEAM SPEED RACING	KAWASAKI	Stck	270.7	4	Entrenamiento Cronome
21 Julian MAZUECOS FERNANDEZ	KAWASAKI PALMETO PL RACING	KAWASAKI	Stck	270.0	13	Entrenamiento Cronome
22 Ivan SILVA ALBEROLA	JEG / KAGAYAMA RACING	SUZUKI	Stck	268.7	7	Entrenamiento Cronome
33 Niko MAKINEN	YAMAHA STRATOS	YAMAHA	Open	268.0	8	Entrenamiento Cronome
47 Angel RODRIGUEZ CAMPILLO	TACK KAWASAKI	KAWASAKI	Stck	268.0	4	Entrenamiento Cronome
88 Kev COGLAN	JEG / KAGAYAMA RACING	SUZUKI	Stck	268.0	14	Entrenamiento Cronome
15 Mathieu DUMAS	DUMAS RACING TEAM	YAMAHA	Open	266.7	10	Entrenamiento Cronome
18 Lucas DE ULACIA DE LA SOTILLA	KAWASAKI PALMETO P.L. RACING	KAWASAKI	Stck	266.7	7	Entrenamiento Cronome
31 Carmelo MORALES GOMEZ	GRAPHENANO EASYRACE SBK TEAM	BMW MOTORRAD	Stck	266.7	8	Entrenamiento Cronome
8 Erik MORILLAS CUENCA	RTM	YAMAHA	Open	266.7	9	Entrenamiento Cronome
65 Ole Bjorn PLASSEN	PLASSEN ROADRACING TEAM		Stck	265.4	2	Entrenamiento Cronome
77 Toni TORPAKKO	NURMI MP RACING	SUZUKI	Stck	264.1	6	Entrenamiento Cronome
6 Eeki KUPARINEN	TACK KAWASAKI	KAWASAKI	Stck	262.8	3	Entrenamiento Cronome
25 Roberto BLAZQUEZ FERNANDEZ	CASTROMAROTO RACING TEAM	BMW	Open	262.1	3	Entrenamiento Cronome
94 Naomichi URAMOTO	TEAM SUZUKI JEG / KAGAYAMA RACING	SUZUKI	Stck	262.1	8	Entrenamiento Cronome
17 Ricardo SASETA SOLER	MCS RACING BASOLI	KAWASAKI	Open	261.5	15	Entrenamiento Cronome
3 Miguel A. FERNANDEZ VIDAL	JK COMPETICION	YAMAHA	Stck	259.0	10	Entrenamiento Cronome
12 Christopher GOBBI	XCTECH	HONDA	Open	254.7	10	Entrenamiento Cronome
99 Pedro RODRIGUEZ GONZALEZ	CASTROMAROTO RACING TEAM		Stck	254.7	10	Entrenamiento Cronome
69 Florian DROUIN	TEAM FOULOI	YAMAHA	Open	254.1	2	Entrenamiento Cronome
92 Julio DOMINGUEZ GAVIRA	GRAPHENANO EASYRACE TEAM	BMW MOTORRAD	Open	236.8	2	Entrenamiento Cronome



Superstock/Open1000

RFME CTO. ESPAÑA CETELEM DE VELOCIDAD

Entrenamiento Cronometrado 2

Vuelta a vuelta

■ Mejor Personal ■ Mejor de la sesión B Cruzando la línea de meta por el pit lane.

Vlt.	Tiempo	Sector 1	Sector 2	Sector 3	Km/h	T. Sesión	Vlt.	Tiempo	Sector 1	Sector 2	Sector 3	Km/h	T. Sesión	
3	Miguel A. FERNANDEZ VIDAL ESP							6	1:56.254	31.525	43.804	40.925	237.4	11:22.388
	JK COMPETICION YAMAHA							7	8:00.784 B	31.261	38.207	6:51.316	241.6	19:23.172
1	2:03.309	43.429	40.843	39.037	142.3	2:03.309	8	2:25.584	39.463	55.059	51.062	155.2	21:48.756	
2	1:43.278	27.729	37.575	37.974	252.3	3:46.587	9	1:56.691	27.982	50.672	38.037	243.8	23:45.447	
3	1:42.901	27.684	37.471	37.746	251.7	5:29.488	10	1:42.626	27.392	37.422	37.812	254.7	25:28.073	
4	1:46.586	28.492	39.659	38.435	245.5	7:16.074	11	1:42.667	27.400	37.388	37.879	248.8	27:10.740	
5	1:43.347	27.827	37.660	37.860	247.1	8:59.421	12	1:42.779	27.595	37.355	37.829	250.0	28:53.519	
6	1:42.256	27.254	37.105	37.897	257.8	10:41.677								
7	4:42.277 B	27.400	1:31.570	2:43.307	254.7	15:23.954								
8	1:54.179	35.060	38.241	40.878	166.7	17:18.133								
9	1:42.563	27.455	37.359	37.749	250.0	19:00.696								
10	1:42.133	27.353	37.095	37.685	259.0	20:42.829								
11	1:42.232	27.205	37.101	37.926	254.7	22:25.061								
12	5:30.445 B	32.197	42.274	4:15.974	206.9	27:55.506								
13	1:59.030	39.941	39.927	39.162	185.2	29:54.536								
14	1:42.777	27.625	37.473	37.679	247.7	31:37.313								
6	Eeki KUPARINEN FIN							17	Ricardo SASETA SOLER ESP					
	TACK KAWASAKI KAWASAKI								MCS RACING BASOLI KAWASAKI					
1	2:02.776	44.861	38.917	38.998	176.2	2:02.776	1	2:02.828	43.635	39.642	39.551	147.3	2:02.828	
2	1:42.487	27.269	37.503	37.715	255.9	3:45.263	2	1:43.532	27.578	37.900	38.054	244.9	3:46.360	
3	1:42.306	27.394	37.264	37.648	260.2	5:27.569	3	1:42.905	27.536	37.564	37.805	259.0	5:29.265	
4	5:17.544 B	27.572	37.728	4:12.244	259.0	10:45.113	4	3:21.541 B	30.014	40.902	2:10.625	258.4	8:50.806	
5	1:51.853	35.857	38.042	37.954	132.4	12:36.966	5	2:00.029	40.761	40.970	38.298	106.0	10:50.835	
6	1:41.775	27.177	37.141	37.457	257.1	14:18.741	6	1:43.328	27.432	37.854	38.042	257.1	12:34.163	
7	1:41.781	27.044	37.040	37.697	258.4	16:00.522	7	1:43.482	27.549	37.882	38.051	252.9	14:17.645	
8	1:41.228	27.068	36.934	37.226	258.4	17:41.750	8	1:43.017	27.310	37.614	38.093	254.7	16:00.662	
9	1:41.398	27.052	36.983	37.363	259.6	19:23.148	9	1:42.992	27.306	37.498	38.188	256.5	17:43.654	
10	4:26.327 B	29.401	40.743	3:16.183	249.4	23:49.475	10	3:04.319 B	28.405	39.654	1:56.260	257.1	20:47.973	
11	1:56.302	38.311	39.591	38.400	136.2	25:45.777	11	1:52.808	35.638	38.426	38.744	184.6	22:40.781	
12	1:43.078	27.665	37.596	37.817	259.0	27:28.855	12	1:42.840	27.484	37.502	37.854	259.6	24:23.621	
13	1:42.398	27.490	37.226	37.682	253.5	29:11.253	13	1:42.927	27.425	37.628	37.874	256.5	26:06.548	
14	1:42.738	27.332	37.483	37.923	260.2	30:53.991	14	1:44.165	27.544	37.722	38.899	252.9	27:50.713	
8	Erik MORILLAS CUENCA ESP							18	Lucas DE ULACIA DE LA SOTILLA ESP					
	RTM YAMAHA								KAWASAKI PALMETO P.L. RACING KAWASAKI					
1	3:13.708	1:57.993	37.783	37.932	168.7	3:13.708	1	2:16.057	52.888	40.767	42.402	158.8	2:16.057	
2	1:41.936	27.221	37.171	37.544	260.9	4:55.644	2	1:45.849	28.474	38.254	39.121	250.6	4:01.906	
3	1:41.315	26.962	36.895	37.458	266.0	6:36.959	3	1:44.641	27.892	38.074	38.675	259.6	5:46.547	
4	1:41.728	27.111	36.906	37.711	261.5	8:18.687	4	1:44.354	27.533	37.956	38.865	262.1	7:30.901	
5	5:24.163 B	27.322	37.339	4:19.502	261.5	13:42.850	5	1:44.015	27.568	37.783	38.664	261.5	9:14.916	
6	1:52.207	37.101	37.593	37.513	169.0	15:35.057	6	1:44.086	27.568	37.892	38.626	260.2	10:59.002	
7	1:41.273	27.091	36.875	37.307	264.7	17:16.330	7	1:44.124	27.519	38.043	38.562	266.7	12:43.126	
8	1:40.817	26.864	36.546	37.407	266.0	18:57.147	8	1:44.576	27.917	37.917	38.742	262.8	14:27.702	
9	1:41.092	26.911	36.847	37.334	266.0	20:38.239	9	5:25.212 B	27.817	38.323	4:19.072	258.4	19:52.914	
10	6:10.726 B	30.018	41.918	4:58.790	262.8	26:48.965	10	2:03.021	34.878	43.337	44.806	159.5	21:55.935	
11	2:07.550	40.645	44.817	42.088	166.7	28:56.515	11	1:43.870	27.461	38.002	38.407	257.8	23:39.805	
12	1:43.198	27.599	37.601	37.998	262.8	30:39.713	12	1:43.413	27.470	37.538	38.405	259.0	25:23.218	
12	Christopher GOBBI ITA							13	1:43.615	27.466	37.971	38.178	258.4	27:06.833
	XCTECH HONDA							14	1:43.660	27.400	37.847	38.413	262.8	28:50.493
1	2:29.613	1:11.530	39.834	38.249	170.1	2:29.613	15	1:44.084	27.644	37.920	38.520	255.3	30:34.577	
2	1:45.349	28.215	38.456	38.678	247.7	4:14.962								
3	1:43.208	27.761	37.573	37.874	248.8	5:58.170								
4	1:44.434	27.756	37.950	38.728	246.0	7:42.604								
5	1:43.530	27.765	37.714	38.051	247.7	9:26.134								
							19	Paul DUFOUR FRA						
								TEAM SUZUKI JEG / KAGAYAMA RA SUZUKI						
							1	2:42.999	1:22.267	40.740	39.992	154.9	2:42.999	
							2	1:45.633	27.983	38.786	38.864	260.9	4:28.632	
							3	1:51.802	30.213	41.359	40.230	259.6	6:20.434	
							4	1:44.978	28.076	38.203	38.699	266.0	8:05.412	
							5	1:44.276	27.682	37.935	38.659	268.0	9:49.688	
							6	9:35.749 B	35.079	43.352	8:17.318	256.5	19:25.437	
							7	1:59.689	37.038	41.856	40.795	158.1	21:25.126	
							8	1:44.284	28.221	37.811	38.252	260.2	23:09.410	
							9	1:43.337	27.560	37.519	38.258	275.5	24:52.747	
							10	1:56.231	27.717	48.083	40.431	272.7	26:48.978	



Superstock/Open1000

RFME CTO. ESPAÑA CETELEM DE VELOCIDAD

Entrenamiento Cronometrado 2

Vuelta a vuelta

Mejor Personal Mejor de la sesión B Cruzando la línea de meta por el pit lane.

Vlt.	Tiempo	Sector 1	Sector 2	Sector 3	Km/h	T. Sesión
11	1:53.329	27.578	45.240	40.511	266.7	28:42.307
12	1:43.280	27.550	37.388	38.342	273.4	30:25.587

21 Julian MAZUECOS FERNANDEZ ESP						
KAWASAKI PALMETO PL RACING KAWASAKI						
1	2:25.332	59.135	47.456	38.741	140.8	2:25.332
2	1:43.588	27.560	37.601	38.427	265.4	4:08.920
3	1:43.829	27.432	37.904	38.493	263.4	5:52.749
4	2:04.592	38.066	41.791	44.735	248.8	7:57.341
5	1:43.023	27.386	37.689	37.948	266.0	9:40.364
6	10:02.915 B	33.153	39.904	8:49.858	264.7	19:43.279
7	2:11.802	39.471	45.882	46.449	148.8	21:55.081
8	1:51.873	27.590	41.186	43.097	262.1	23:46.954
9	1:43.119	26.961	38.172	37.986	266.0	25:30.073
10	1:42.469	27.181	37.431	37.857	263.4	27:12.542
11	1:51.970	32.571	41.409	37.990	259.6	29:04.512
12	1:42.644	27.075	37.481	38.088	265.4	30:47.156

22 Ivan SILVA ALBEROLA ESP						
JEG / KAGAYAMA RACING SUZUKI						
1	2:22.382	58.616	45.448	38.318	157.4	2:22.382
2	1:43.328	27.223	37.085	39.020	260.2	4:05.710
3	1:41.474	27.091	37.060	37.323	259.6	5:47.184
4	2:09.021	36.093	53.690	39.238	243.2	7:56.205
5	1:41.539	27.162	36.910	37.467	259.0	9:37.744
6	1:46.287	31.565	37.338	37.384	263.4	11:24.031
7	9:55.297 B	30.086	38.703	8:46.508	268.7	21:19.328
8	1:57.004	42.150	37.357	37.497	143.0	23:16.332
9	1:40.990	26.854	36.856	37.280	256.5	24:57.322
10	1:41.320	26.919	36.988	37.413	261.5	26:38.642
11	1:50.433	30.827	42.070	37.536	264.7	28:29.075
12	1:50.924	26.849	38.587	45.488	257.8	30:19.999

23 Christophe PONSSON FRA						
GIL MOTOR SPORT						
1	2:01.822	42.169	40.012	39.641	153.2	2:01.822
2	1:41.477	27.078	36.779	37.620	271.4	3:43.299
3	1:41.596	27.009	36.853	37.734	266.0	5:24.895
4	1:41.956	27.209	37.011	37.736	267.3	7:06.851
5	1:42.194	27.314	36.951	37.929	266.0	8:49.045
6	5:47.419 B	31.423	42.014	4:33.982	246.0	14:36.464
7	1:59.217	38.814	39.676	40.727	145.2	16:35.681
8	1:41.345	27.089	36.737	37.519	274.8	18:17.026
9	1:41.039	27.024	36.624	37.391	268.0	19:58.065
10	5:42.171 B	28.474	39.939	4:33.758	266.0	25:40.236
11	1:59.067	38.474	41.294	39.299	132.2	27:39.303
12	1:40.779	27.200	36.266	37.313	266.0	29:20.082
13	1:40.581	26.739	36.636	37.206	271.4	31:00.663

24 Angel POYATOS ALARCON ESP						
I+DENT RACING TEAM SUZUKI						
1	2:38.911	1:20.404	39.189	39.318	137.1	2:38.911
2	1:45.078	27.735	39.597	37.746	264.7	4:23.989
3	1:42.110	27.366	37.272	37.472	260.2	6:06.099
4	1:52.631	27.455	38.480	46.696	258.4	7:58.730
5	2:04.955	32.657	49.651	42.647	263.4	10:03.685
6	1:42.897	27.348	37.608	37.941	264.1	11:46.582

Vlt.	Tiempo	Sector 1	Sector 2	Sector 3	Km/h	T. Sesión
7	6:06.293 B	27.907	38.441	4:59.945	265.4	17:52.875
8	1:59.678	40.870	40.282	38.526	161.2	19:52.553
9	1:49.524	27.452	41.616	40.456	267.3	21:42.077
10	1:42.899	27.455	37.568	37.876	264.7	23:24.976
11	2:01.145	33.773	49.502	37.870	242.7	25:26.121
12	1:43.104	27.222	37.825	38.057	267.3	27:09.225
13	2:06.986	35.390	43.386	48.210	244.9	29:16.211
14	1:45.990	29.078	38.734	38.178	262.1	31:02.201

25 Roberto BLAZQUEZ FERNANDEZ ESP						
CASTROMAROTO RACING TEAM BMW						
1	2:45.228	1:26.488	39.662	39.078	163.1	2:45.228
2	1:45.041	27.908	38.416	38.717	249.4	4:30.269
3	1:44.800	27.751	38.491	38.558	262.1	6:15.069
4	1:44.665	27.996	38.105	38.564	252.9	7:59.734
5	1:44.625	27.921	38.272	38.432	259.0	9:44.359
6	1:43.868	27.618	37.951	38.299	251.7	11:28.227
7	1:44.225	27.752	38.150	38.323	256.5	13:12.452
8	1:44.769	28.256	38.296	38.217	237.9	14:57.221
9	1:44.182	27.744	38.232	38.206	257.8	16:41.403
10	10:24.576 B	31.632	47.457	9:05.487	251.2	27:05.979
11	1:54.633	37.727	38.436	38.470	103.3	29:00.612
12	1:43.410	27.713	37.618	38.079	255.9	30:44.022

31 Carmelo MORALES GOMEZ ESP						
GRAPHENANO EASYRACE SBK TE BMW MOTORRAD						
1	2:55.815	1:39.217	38.251	38.347	105.4	2:55.815
2	1:41.739	26.843	37.160	37.736	256.5	4:37.554
3	1:41.494	26.676	36.908	37.910	258.4	6:19.048
4	1:41.519	26.738	36.921	37.860	260.2	8:00.567
5	1:41.617	26.819	37.024	37.774	262.1	9:42.184
6	1:41.408	26.807	36.896	37.705	264.1	11:23.592
7	1:41.100	26.754	37.061	37.285	262.8	13:04.692
8	1:40.605	26.597	36.665	37.343	262.1	14:45.297
9	7:07.133 B	29.599	40.757	5:56.777	254.7	21:52.430
10	1:52.105	37.079	37.394	37.632	172.0	23:44.535
11	1:40.421	26.506	36.721	37.194	262.8	25:24.956
12	1:40.198	26.494	36.446	37.258	264.1	27:05.154
13	1:40.149	26.342	36.483	37.324	266.7	28:45.303
14	1:40.625	26.516	36.569	37.540	262.8	30:25.928

33 Niko MAKINEN FIN						
YAMAHA STRATOS YAMAHA						
1	2:31.002	1:12.566	39.616	38.820	166.4	2:31.002
2	1:45.387	28.283	38.733	38.371	244.9	4:16.389
3	1:43.411	27.767	37.682	37.962	252.9	5:59.800
4	1:43.647	27.694	37.838	38.115	255.3	7:43.447
5	7:01.120 B	31.071	41.356	5:48.693	248.8	14:44.567
6	1:53.261	35.851	38.549	38.861	188.5	16:37.828
7	1:43.716	27.786	37.711	38.219	255.3	18:21.544
8	1:43.357	27.862	37.467	38.028	248.3	20:04.901
9	1:43.416	27.714	37.557	38.145	257.1	21:48.317
10	1:43.322	27.584	37.631	38.107	253.5	23:31.639
11	1:43.253	27.627	37.675	37.951	254.1	25:14.892
12	3:19.402 B	29.376	40.432	2:09.594	220.9	28:34.294
13	2:21.454	47.330	49.419	44.705	90.5	30:55.748



Superstock/Open1000

RFME CTO. ESPAÑA CETELEM DE VELOCIDAD

Entrenamiento Cronometrado 2

Vuelta a vuelta

Mejor Personal Mejor de la sesión B Cruzando la línea de meta por el pit lane.

Vlt.	Tiempo	Sector 1	Sector 2	Sector 3	Km/h	T. Sesión
34	Xavier PINSACH CABAÑAS ESP					
	ETG RACING KAWASAKI					
1	3:33.577	2:18.960	37.282	37.335	65.3	3:33.577
2	1:40.533	26.748	36.529	37.256	270.7	5:14.110
3	1:40.026	26.518	36.418	37.090	269.3	6:54.136
4	1:39.877	26.503	36.328	37.046	270.0	8:34.013
5	5:25.684 B	27.408	37.338	4:20.938	272.0	13:59.697
6	1:46.712	32.353	36.943	37.416	201.1	15:46.409
7	1:39.567	26.327	36.211	37.029	270.7	17:25.976
8	5:37.944 B	28.660	43.087	4:26.197	273.4	23:03.920
9	2:08.010	36.990	53.157	37.863	136.5	25:11.930
10	1:39.542	26.390	36.333	36.819	266.7	26:51.472
11	1:39.357	26.290	36.199	36.868	269.3	28:30.829
12	1:48.508	32.164	38.000	38.344	273.4	30:19.337

Vlt.	Tiempo	Sector 1	Sector 2	Sector 3	Km/h	T. Sesión
42	David CHECA CARRERA ESP					
	YAMAHA STRATOS YAMAHA					
1	2:21.080	1:05.449	37.862	37.769	166.4	2:21.080
2	1:41.261	26.830	36.921	37.510	269.3	4:02.341
3	1:41.519	27.250	36.768	37.501	272.0	5:43.860
4	1:41.852	26.998	37.220	37.634	269.3	7:25.712
5	1:41.265	26.890	36.812	37.563	270.0	9:06.977
6	1:41.168	26.803	36.722	37.643	265.4	10:48.145
7	1:41.168	26.814	36.717	37.637	271.4	12:29.313
8	1:41.316	26.917	36.795	37.604	271.4	14:10.629
9	1:41.280	26.856	36.705	37.719	271.4	15:51.909
10	1:41.086	26.837	36.776	37.473	270.0	17:32.995
11	1:41.889	26.779	37.008	38.102	270.0	19:14.884
12	1:41.204	26.980	36.680	37.544	270.0	20:56.088
13	4:14.120 B	26.920	36.925	3:10.275	270.0	25:10.208
14	1:49.847	34.595	37.430	37.822	125.1	27:00.055
15	1:41.428	26.918	36.781	37.729	268.0	28:41.483
16	1:41.696	26.992	36.930	37.774	267.3	30:23.179

Vlt.	Tiempo	Sector 1	Sector 2	Sector 3	Km/h	T. Sesión
46	Mike JONES AUS					
	TEAM SPEED RACING KAWASAKI					
1	2:51.160	1:34.991	38.589	37.580	151.0	2:51.160
2	1:40.872	26.775	36.852	37.245	269.3	4:32.032
3	1:41.996	26.888	37.631	37.477	271.4	6:14.028
4	1:41.065	26.812	36.929	37.324	271.4	7:55.093
5	7:12.872 B	32.938	39.825	6:00.109	263.4	15:07.965
6	2:03.653	42.402	43.596	37.655	138.1	17:11.618
7	1:40.449	26.783	36.543	37.123	273.4	18:52.067
8	1:40.636	26.713	36.713	37.210	272.7	20:32.703
9	1:41.002	26.619	36.819	37.564	276.2	22:13.705
10	1:40.887	26.764	36.865	37.258	273.4	23:54.592
11	1:46.070	30.553	38.123	37.394	272.0	25:40.662
12	1:40.891	26.847	36.775	37.269	272.0	27:21.553
13	1:40.995	26.805	36.835	37.355	270.7	29:02.548
14	1:41.519	26.736	37.129	37.654	271.4	30:44.067

Vlt.	Tiempo	Sector 1	Sector 2	Sector 3	Km/h	T. Sesión
47	Angel RODRIGUEZ CAMPILLO ESP					
	TACK KAWASAKI KAWASAKI					
1	2:01.361	43.031	39.462	38.868	141.4	2:01.361
2	1:40.873	27.061	36.522	37.290	256.5	3:42.234
3	1:40.736	27.062	36.403	37.271	264.1	5:22.970


Vlt.	Tiempo	Sector 1	Sector 2	Sector 3	Km/h	T. Sesión
4	6:10.953 B	37.539	42.485	4:50.929	262.1	11:33.923
5	1:53.648	37.408	38.314	37.926	159.8	13:27.571
6	1:40.793	26.958	36.652	37.183	258.4	15:08.364
7	1:40.577	26.829	36.411	37.337	260.9	16:48.941
8	4:31.874 B	35.487	40.367	3:16.020	242.7	21:20.815
9	1:55.327	40.284	37.369	37.674	152.1	23:16.142
10	1:40.267	26.615	36.453	37.199	267.3	24:56.409
11	1:40.743	26.770	36.769	37.204	266.0	26:37.152

Vlt.	Tiempo	Sector 1	Sector 2	Sector 3	Km/h	T. Sesión
55	Alejandro MEDINA MAYO ESP					
	CARDOSO SCHOOL RACING YAMAHA					
1	3:06.042	1:50.493	37.684	37.865	191.8	3:06.042
2	1:41.097	26.921	36.783	37.393	270.0	4:47.139
3	1:40.667	26.869	36.569	37.229	272.7	6:27.806
4	4:20.413 B	29.007	37.299	3:14.107	274.8	10:48.219
5	1:48.518	33.362	37.404	37.752	174.5	12:36.737
6	1:40.460	26.655	36.557	37.248	273.4	14:17.197
7	1:40.517	26.824	36.478	37.215	276.9	15:57.714
8	1:40.748	26.700	36.790	37.258	275.5	17:38.462
9	5:21.193 B	27.200	37.391	4:16.602	274.8	22:59.655
10	2:07.146	40.077	49.320	37.749	82.3	25:06.801
11	1:40.916	26.848	36.680	37.388	268.7	26:47.717
12	1:40.524	26.690	36.627	37.207	271.4	28:28.241
13	1:40.431	26.732	36.520	37.179	272.0	30:08.672

Vlt.	Tiempo	Sector 1	Sector 2	Sector 3	Km/h	T. Sesión
61	Marc MIRALLES GONZALEZ ESP					
	TEAM SPEED RACING KAWASAKI					
1	2:41.198	1:21.490	40.876	38.832	164.4	2:41.198
2	1:42.356	27.421	37.072	37.863	255.9	4:23.554
3	1:41.863	27.248	37.045	37.570	260.9	6:05.417
4	11:12.716 B	27.054	41.354	...	259.0	17:18.133
5	1:57.638	36.907	37.755	42.976	208.1	19:15.771
6	1:42.391	27.654	37.173	37.564	243.2	20:58.162
7	1:41.831	26.835	37.238	37.758	265.4	22:39.993
8	1:41.100	26.947	36.642	37.511	267.3	24:21.093
9	1:41.401	27.092	36.747	37.562	262.1	26:02.494
10	1:41.179	27.001	36.700	37.478	261.5	27:43.673
11	2:01.602	32.509	46.595	42.498	242.2	29:45.275
12	1:41.040	26.833	36.785	37.422	257.8	31:26.315

Vlt.	Tiempo	Sector 1	Sector 2	Sector 3	Km/h	T. Sesión
65	Ole Bjorn PLASSEN NOR					
	PLASSEN ROADRACING TEAM					
1	2:23.679	1:07.950	37.946	37.783	157.7	2:23.679
2	1:41.423	26.860	37.040	37.523	265.4	4:05.102
3	1:41.782	27.298	36.852	37.632	255.3	5:46.884
4	5:18.433 B	33.310	38.555	4:06.568	250.0	11:05.317
5	1:53.369	36.937	38.406	38.026	163.6	12:58.686
6	1:41.659	27.163	37.041	37.455	262.8	14:40.345
7	1:42.024	27.182	37.211	37.631	262.1	16:22.369
8	7:30.471 B	32.631	38.490	6:19.350	238.9	23:52.840
9	1:59.044	43.085	37.935	38.024	108.8	25:51.884
10	1:41.734	27.059	36.945	37.730	259.6	27:33.618
11	1:41.899	26.903	37.136	37.860	260.2	29:15.517

Vlt.	Tiempo	Sector 1	Sector 2	Sector 3	Km/h	T. Sesión
69	Florian DROUIN FRA					
	TEAM FOULOI YAMAHA					
1	3:20.795	1:57.974	43.740	39.081	178.5	3:20.795



Superstock/Open1000

RFME CTO. ESPAÑA CETELEM DE VELOCIDAD

Entrenamiento Cronometrado 2

Vuelta a vuelta

Mejor Personal Mejor de la sesión B Cruzando la línea de meta por el pit lane.

Vlt.	Tiempo	Sector 1	Sector 2	Sector 3	Km/h	T. Sesión
2	1:45.541	28.640	38.173	38.728	254.1	5:06.336
3	3:53.306B	28.760	38.366	2:46.180	224.1	8:59.642
4	2:01.863	44.620	38.556	38.687	105.8	11:01.505
5	1:44.929	28.205	38.059	38.665	237.9	12:46.434
6	3:44.393B	30.098	41.703	2:32.592	243.8	16:30.827
7	2:08.374	45.386	43.253	39.735	51.6	18:39.201
8	1:45.309	28.504	38.104	38.701	229.8	20:24.510
9	1:44.993	28.390	38.180	38.423	242.7	22:09.503
10	3:49.172B	36.546	41.479	2:31.147	245.5	25:58.675
11	1:55.479	38.616	38.336	38.527	69.5	27:54.154
12	1:45.295	28.363	38.297	38.635	240.0	29:39.449
13	1:44.979	28.329	38.185	38.465	240.0	31:24.428

77 Toni TORPAKKO		FIN				
NURMI MP RACING		SUZUKI				
1	4:17.098	2:57.677	40.329	39.092	104.2	4:17.098
2	1:45.455	27.946	38.733	38.776	254.1	6:02.553
3	1:45.927	28.388	38.792	38.747	246.0	7:48.480
4	1:53.754	28.379	42.074	43.301	247.1	9:42.234
5	1:45.406	28.257	38.513	38.636	238.4	11:27.640
6	1:44.447	27.716	38.138	38.593	264.1	13:12.087
7	4:08.516B	36.064	40.283	2:52.169	234.8	17:20.603
8	1:54.881	35.863	39.793	39.225	120.4	19:15.484
9	1:44.605	28.068	38.134	38.403	255.3	21:00.089
10	1:45.432	27.947	38.768	38.717	255.9	22:45.521

88 Kev COGHLAN		GBR				
JEG / KAGAYAMA RACING		SUZUKI				
1	3:18.222	2:01.138	38.585	38.499	163.1	3:18.222
2	1:41.943	27.109	37.091	37.743	258.4	5:00.165
3	1:42.044	27.147	37.025	37.872	259.6	6:42.209
4	1:41.881	27.114	37.099	37.668	264.7	8:24.090
5	6:51.837B	30.151	39.061	5:42.625	255.9	15:15.927
6	1:52.034	35.988	38.077	37.969	173.6	17:07.961
7	1:41.193	26.895	36.851	37.447	259.6	18:49.154
8	1:40.881	26.866	36.783	37.232	263.4	20:30.035
9	1:41.021	26.763	37.051	37.207	263.4	22:11.056
10	1:45.176	30.727	37.040	37.409	263.4	23:56.232
11	1:40.949	26.904	36.789	37.256	260.9	25:37.181
12	2:56.236B	34.345	42.142	1:39.749	254.1	28:33.417
13	1:55.759	40.052	37.865	37.842	172.2	30:29.176

89 Christian PALOMARES VILAR		ESP				
AIT PASTRANA RACING TEAM		YAMAHA				
1	2:59.363	1:35.826	45.030	38.507	107.1	2:59.363
2	1:40.786	26.839	36.765	37.182	270.0	4:40.149
3	1:40.603	26.682	36.743	37.178	272.0	6:20.752
4	1:41.054	26.834	36.722	37.498	274.1	8:01.806
5	1:41.721	26.641	37.377	37.703	275.5	9:43.527
6	1:43.210	27.001	37.254	38.955	273.4	11:26.737
7	1:40.827	26.590	36.852	37.385	274.1	13:07.564
8	1:41.128	26.696	37.045	37.387	273.4	14:48.692
9	4:53.191B	29.012	40.618	3:43.561	272.7	19:41.883
10	2:20.216	40.671	59.225	40.320	149.6	22:02.099
11	1:40.923	26.852	36.768	37.303	270.0	23:43.022
12	1:40.963	26.623	36.728	37.612	272.0	25:23.985
13	2:38.995	40.325	1:19.505	39.165	234.8	28:02.980

92 Julio DOMINGUEZ GAVIRA		ESP				
GRAPHENANO EASYRACE TEAM		BMW MOTORRAD				
1	2:05.773	45.249	40.428	40.096	148.4	2:05.773
2	1:47.338	28.957	39.108	39.273	229.8	3:53.111
3	1:48.759	29.062	39.802	39.895	230.3	5:41.870
4	7:25.965B	29.513	38.839	6:17.613	226.9	13:07.835
5	1:57.355	36.803	40.467	40.085	162.2	15:05.190
6	1:46.520	28.534	38.813	39.173	236.3	16:51.710
7	1:46.875	28.854	38.467	39.554	229.3	18:38.585
8	1:47.189	28.722	39.227	39.240	234.8	20:25.774
9	1:49.864	29.248	40.090	40.526	222.7	22:15.638

94 Naomichi URAMOTO		JAP				
TEAM SUZUKI JEG / KAGAYAMA R ^A		SUZUKI				
1	2:02.413	44.601	38.693	39.119	169.8	2:02.413
2	1:41.707	27.126	37.124	37.457	251.2	3:44.120
3	1:41.194	27.032	36.864	37.298	254.7	5:25.314
4	1:51.765	28.535	39.650	43.580	257.1	7:17.079
5	11:08.950B	27.143	37.820	...	252.3	18:26.029
6	2:04.500	41.710	43.294	39.496	155.2	20:30.529
7	1:41.271	27.052	36.929	37.290	252.3	22:11.800
8	1:44.914	30.471	36.933	37.510	262.1	23:56.714
9	1:41.184	26.985	36.845	37.354	255.9	25:37.898
10	1:44.440	29.963	36.931	37.546	254.7	27:22.338
11	1:41.142	26.913	36.895	37.334	255.9	29:03.480
12	1:41.192	26.886	36.986	37.320	257.1	30:44.672

99 Pedro RODRIGUEZ GONZALEZ		ESP				
CASTROMAROTO RACING TEAM						
1	2:28.735	1:12.140	38.471	38.124	196.0	2:28.735
2	1:55.343			43.859	245.5	4:24.078
3	1:42.378	27.607	37.242	37.529	242.2	6:06.456
4	1:48.799	27.568	37.507	43.724	254.1	7:55.255
5	1:43.026	28.324	37.152	37.550	246.0	9:38.281
6	1:45.836	28.277	38.417	39.142	251.7	11:24.117
7	1:42.265	27.476	37.189	37.600	246.0	13:06.382
8	7:35.593B	27.318	43.725	6:24.550	252.3	20:41.975
9	1:58.217	35.920	40.779	41.518	206.5	22:40.192
10	1:41.450	27.313	36.724	37.413	254.7	24:21.642
11	1:41.587	27.364	36.709	37.514	246.6	26:03.229
12	1:41.431	27.265	36.851	37.315	249.4	27:44.660
13	1:42.469	27.419	37.227	37.823	250.6	29:27.129

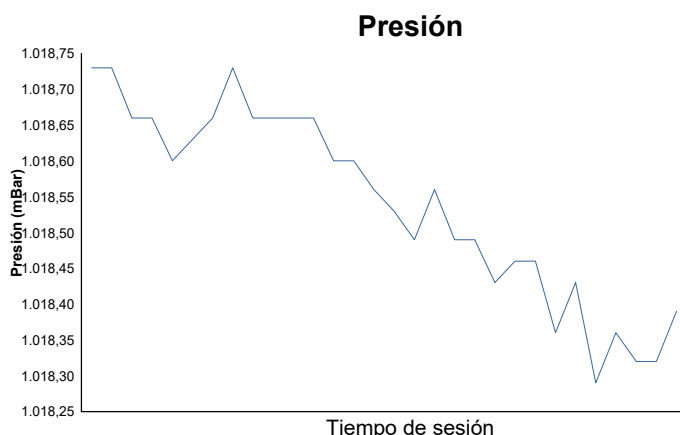
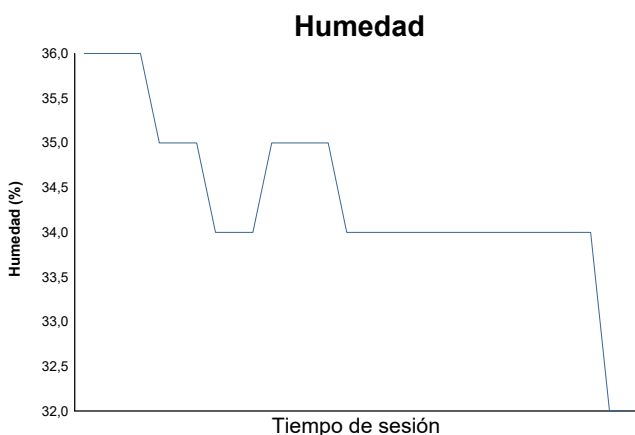
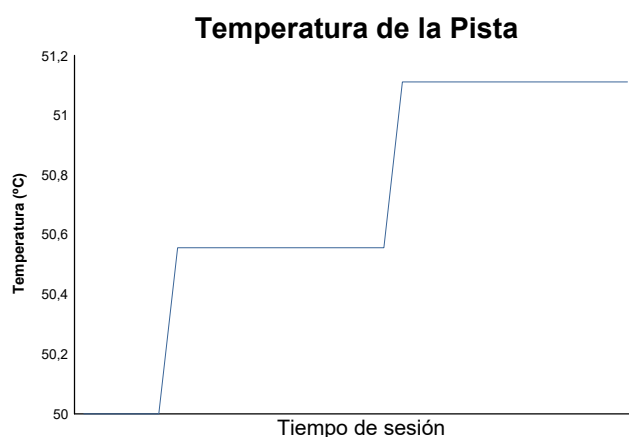
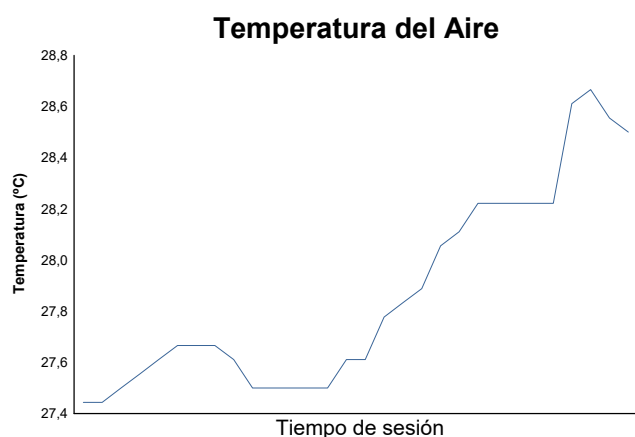


RFME CTO. ESPAÑA CETELEM DE VELOCIDAD

Superstock/Open1000

Entrenamiento Cronometrado 2

Informe meteorológico



Estado de la pista: **SECO**