

MOTORLAND 5.077,65 m.

## SUPERSPORT300 / YOUTH&WOMENS

### RFME CAMPEONATO DE ESPAÑA DE VELOCIDAD

#### Entrenamiento Cronometrado 2

#### Clasificación

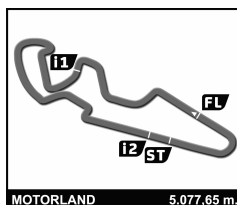
Nº	Piloto	Nac	Equipo	Moto	Neumaticos	Tiempo	Vlt.	Total	Dif.	Km/h
1	33 DANIEL VALLE MUÑOZ	ESP	HALCOURIER MS RACING	YAMAHA	DUNLOP S300	2:15.580	8	11	-	134.8
2	88 FELIX PERIANE JIMENEZ	ESP	PROJECT RACING	HONDA	DUNLOP S300	2:15.629	12	12	+0.049	134.8
3	23 SAMUEL DI SORA	FRA	MOTOR-UPV UNIVERSITY TEAM		DUNLOP S300	2:17.853	13	13	+2.273	132.6
4	126 ADAM IÑIGUEZ GUZMAN	ESP		YAMAHA	DUNLOP YR	2:18.296	10	14	+2.716	132.2
5	94 JORGE HERNANDEZ RODRIGUEZ	ESP	GAS SCHOOL	KAWASAKI	DUNLOP S300	2:18.496	11	14	+2.916	132.0
6	133 OSCAR NUÑEZ ROLDAN	ESP		YAMAHA	DUNLOP YR	2:18.883	9	13	+3.303	131.6
7	51 HUGO ROBERT	FRA		YAMAHA	DUNLOP S300	2:19.073	13	13	+3.493	131.4
8	57 DORIAN DA-RE	FRA		YAMAHA	DUNLOP S300	2:19.103	10	10	+3.523	131.4
9	64 ASRIN RODI PAK	TUR	LORENZO GUADALAJARA	YAMAHA	DUNLOP YR	2:19.625	3	14	+4.045	130.9
10	10 UNAI ORRADRE ABAD	ESP		YAMAHA	DUNLOP YR	2:19.986	13	14	+4.406	130.6
11	16 ANDRES DOMINGUEZ CRESPO	ESP		YAMAHA	DUNLOP YR	2:20.146	10	14	+4.566	130.4
12	13 MARIO LUJAN SOTO	ESP		YAMAHA	DUNLOP YR	2:20.225	14	14	+4.645	130.3
13	46 MARCOS BARRIENTOS ANDRES	ESP		YAMAHA	DUNLOP YR	2:20.298	11	13	+4.718	130.3
14	82 NURIA LLABRES MASSANET	ESP		YAMAHA	DUNLOP WO	2:21.699	10	13	+6.119	129.0
15	99 SERGI DURA CALVET	ESP		YAMAHA	DUNLOP YR	2:22.059	10	14	+6.479	128.7
16	27 ALEX PEREZ VIADEL	ESP	MOTOCLUB SUECA	YAMAHA	DUNLOP YR	2:22.247	4	5	+6.667	128.5
17	89 ANTONIO MOLINA GARRIDO	ESP	MOTOR-UPV UNIVERSITY TEAM	HONDA	DUNLOP S300	2:22.928	3	6	+7.348	127.9
18	77 DESIREE AVALOS RAMIREZ	ESP	BOX77	YAMAHA	DUNLOP WO	2:23.148	10	14	+7.568	127.7
19	8 ALEX SANMARTIN VARELA	ESP	MIVIM - MOTOSJULIO	YAMAHA	DUNLOP S300	2:23.606	3	12	+8.026	127.3
20	3 ROBERT ANDREW ROACH JR	USA	LORENZO GUADALAJARA	YAMAHA	DUNLOP YR	2:23.911	13	14	+8.331	127.0
21	48 MICHELE CUCCU	ITA	LORENZO CERDEÑA	YAMAHA	DUNLOP YR	2:25.495	9	14	+9.915	125.6
22	21 EDUARDO MONTERO HUERTA	ESP	LORENZO GUADALAJARA	YAMAHA	DUNLOP YR	2:25.947	11	14	+10.367	125.2
23	72 TANIA FERNANDEZ ROSENDO	ESP	LORENZO PONTEVEDRA	YAMAHA	DUNLOP WO	2:26.811	5	13	+11.231	124.5
24	15 SHEILA DEL C. DE LA FUENTE LUNA	ESP		YAMAHA	DUNLOP WO	2:29.306	3	3	+13.726	122.4
25	22 MARTA MACHUCA SASTRE	ESP		YAMAHA	DUNLOP WO	2:30.299	13	13	+14.719	121.6

Vuelta Rápida	Vlt. 8	DANIEL VALLE MUÑOZ	2:15.580	134.8 Kph
---------------	--------	--------------------	----------	-----------

Hora de publicación: .....

Estado de la pista: **SECO**

Director de carrera:	Cronometrador:
----------------------	----------------



## SUPERSPORT300 / YOUTH&WOMENS

### RFME CAMPEONATO DE ESPAÑA DE VELOCIDAD

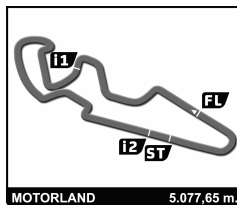
#### Entrenamientos Cronometrados

#### Clasificación

Nº Piloto	Nat	Equipo	S300	Sesión 1		Sesión 2		Tiempo	Dif.	
				Tiempo	Vlt.	Tiempo	Vlt.			
1	33 DANIEL VALLE MUÑOZ	ESP	HALCOURIER MS RACING	S300	2:15.204	7	2:15.580	8	2:15.204	
2	88 FELIX PERIANE JIMENEZ	ESP	PROJECT RACING	S300	2:16.759	11	2:15.629	12	2:15.629	+0.425 +0.425
3	23 SAMUEL DI SORA	FRA	MOTOR-UPV UNIVERSITY TEAM	S300	2:18.569	5	2:17.853	13	2:17.853	+2.649 +2.224
4	126 ADAM IÑIGUEZ GUZMAN	ESP		YR	2:18.147	12	2:18.296	10	2:18.147	+2.943 +0.294
5	94 JORGE HERNANDEZ RODRIGUEZ	ESP	GAS SCHOOL	S300	2:19.368	8	2:18.496	11	2:18.496	+3.292 +0.349
6	133 OSCAR NUÑEZ ROLDAN	ESP		YR	2:19.555	5	2:18.883	9	2:18.883	+3.679 +0.387
7	57 DORIAN DA-RE	FRA		S300	2:18.985	9	2:19.103	10	2:18.985	+3.781 +0.102
8	51 HUGO ROBERT	FRA		S300	2:19.004	11	2:19.073	13	2:19.004	+3.800 +0.019
9	64 ASRIN RODI PAK	TUR	LORENZO GUADALAJARA	YR	2:19.492	12	2:19.625	3	2:19.492	+4.288 +0.488
10	10 UNAI ORRADRE ABAD	ESP		YR	2:19.794	9	2:19.986	13	2:19.794	+4.590 +0.302
11	16 ANDRES DOMINGUEZ CRESPO	ESP		YR	2:20.941	12	2:20.146	10	2:20.146	+4.942 +0.352
12	13 MARIO LUJAN SOTO	ESP		YR	2:21.472	7	2:20.225	14	2:20.225	+5.021 +0.079
13	46 MARCOS BARRIENTOS ANDRES	ESP		YR	2:22.136	12	2:20.298	11	2:20.298	+5.094 +0.073
14	8 ALEX SANMARTIN VARELA	ESP	MIVIM - MOTOSJULIO	S300	2:20.729	6	2:23.606	3	2:20.729	+5.525 +0.431
15	82 NURIA LLABRES MASSANET	ESP		WO	2:21.062	12	2:21.699	10	2:21.062	+5.858 +0.333
16	99 SERGI DURA CALVET	ESP		YR	2:23.276	12	2:22.059	10	2:22.059	+6.855 +0.997
17	27 ALEX PEREZ VIADEL	ESP	MOTOCUB SUECA	YR	2:22.319	12	2:22.247	4	2:22.247	+7.043 +0.188
18	89 ANTONIO MOLINA GARRIDO	ESP	MOTOR-UPV UNIVERSITY TEAM	S300	2:23.715	9	2:22.928	3	2:22.928	+7.724 +0.681
19	77 DESIREE AVALOS RAMIREZ	ESP	BOX77	WO	2:22.990	6	2:23.148	10	2:22.990	+7.786 +0.062
20	3 ROBERT ANDREW ROACH JR	USA	LORENZO GUADALAJARA	YR	2:26.606	10	2:23.911	13	2:23.911	+8.707 +0.921
21	48 MICHELE CUCCU	ITA	LORENZO CERDEÑA	YR	2:26.247	12	2:25.495	9	2:25.495	+10.291 +1.584
22	21 EDUARDO MONTERO HUERTA	ESP	LORENZO GUADALAJARA	YR	2:26.697	12	2:25.947	11	2:25.947	+10.743 +0.452
23	72 TANIA FERNANDEZ ROSENDO	ESP	LORENZO PONTEVEDRA	WO	2:26.889	8	2:26.811	5	2:26.811	+11.607 +0.864
24	15 SHEILA DEL C. DE LA FUENTE LUN	ESP		WO	2:29.369	9	2:29.306	3	2:29.306	+14.102 +2.495
25	22 MARTA MACHUCA SASTRE	ESP		WO	2:30.534	7	2:30.299	13	2:30.299	+15.095 +0.993

Hora publicación: .....

Director de carrera:	Cronometrador:
----------------------	----------------



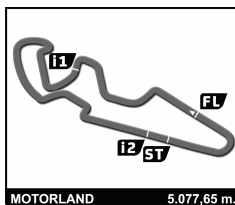
## SUPERSPORT300 / YOUTH&WOMENS

### RFME CAMPEONATO DE ESPAÑA DE VELOCIDAD

#### Entrenamiento Cronometrado 2

#### Mejores tiempos de sector

SECTOR 1			SECTOR 2			SECTOR 3			Pos	Piloto	Vuelta Ideal	Mejor Vuelta
Pos	Piloto	Tiempo	Piloto	Tiempo	Piloto	Tiempo	Pos	Piloto				
1	33 D.VALLE MUÑOZ	38.046	33 D.VALLE MUÑOZ	1:12.705	88 F.PERIANE JIMENEZ	24.343	1	33 D.VALLE MUÑOZ	2:15.437	2:15.580	(1)	
2	88 F.PERIANE JIMENEZ	38.177	88 F.PERIANE JIMENEZ	1:13.096	33 D.VALLE MUÑOZ	24.686	2	88 F.PERIANE JIMENEZ	2:15.616	2:15.629	(2)	
3	94 J.HERNANDEZ RODRIGUEZ	38.854	23 S.DI SORA	1:13.480	51 H.ROBERT	24.982	3	23 S.DI SORA	2:17.726	2:17.853	(3)	
4	23 S.DI SORA	38.898	126 A.IÑIGUEZ GUZMAN	1:13.775	64 A.PAK	25.093	4	126 A.IÑIGUEZ GUZMAN	2:17.885	2:18.296	(4)	
5	133 O.NUÑEZ ROLDAN	38.902	133 O.NUÑEZ ROLDAN	1:14.223	126 A.IÑIGUEZ GUZMAN	25.135	5	94 J.HERNANDEZ RODRIGUEZ	2:18.374	2:18.496	(5)	
6	126 A.IÑIGUEZ GUZMAN	38.975	51 H.ROBERT	1:14.243	94 J.HERNANDEZ RODRIGUEZ	25.143	6	51 H.ROBERT	2:18.533	2:19.073	(7)	
7	10 U.ORRADRE ABAD	39.134	57 D.DA-RE	1:14.343	57 D.DA-RE	25.328	7	133 O.NUÑEZ ROLDAN	2:18.673	2:18.883	(6)	
8	16 A.DOMINGUEZ CRESPO	39.204	94 J.HERNANDEZ RODRIGUEZ	1:14.377	23 S.DI SORA	25.348	8	57 D.DA-RE	2:19.103	2:19.103	(8)	
9	64 A.PAK	39.285	64 A.PAK	1:14.777	46 M.BARRIENTOS ANDRES	25.411	9	64 A.PAK	2:19.155	2:19.625	(9)	
10	51 H.ROBERT	39.308	13 M.LUJAN SOTO	1:14.838	10 U.ORRADRE ABAD	25.479	10	10 U.ORRADRE ABAD	2:19.646	2:19.986	(10)	
11	46 M.BARRIENTOS ANDRES	39.404	16 A.DOMINGUEZ CRESPO	1:14.912	133 O.NUÑEZ ROLDAN	25.548	11	16 A.DOMINGUEZ CRESPO	2:19.676	2:20.146	(11)	
12	57 D.DA-RE	39.432	46 M.BARRIENTOS ANDRES	1:14.926	16 A.DOMINGUEZ CRESPO	25.560	12	46 M.BARRIENTOS ANDRES	2:19.741	2:20.298	(13)	
13	13 M.LUJAN SOTO	39.466	10 U.ORRADRE ABAD	1:15.033	27 A.PEREZ VIADEL	25.612	13	13 M.LUJAN SOTO	2:20.054	2:20.225	(12)	
14	99 S.DURA CALVET	40.006	82 N.LLABRES MASSANET	1:15.775	82 N.LLABRES MASSANET	25.688	14	82 N.LLABRES MASSANET	2:21.673	2:21.699	(14)	
15	27 A.PEREZ VIADEL	40.152	99 S.DURA CALVET	1:15.855	89 A.MOLINA GARRIDO	25.700	15	99 S.DURA CALVET	2:21.722	2:22.059	(15)	
16	8 A.SANMARTIN VARELA	40.209	27 A.PEREZ VIADEL	1:16.133	13 M.LUJAN SOTO	25.750	16	27 A.PEREZ VIADEL	2:21.897	2:22.247	(16)	
17	82 N.LLABRES MASSANET	40.210	77 D.AVALOS RAMIREZ	1:16.518	8 A.SANMARTIN VARELA	25.775	17	77 D.AVALOS RAMIREZ	2:22.810	2:23.148	(18)	
18	77 D.AVALOS RAMIREZ	40.308	89 A.MOLINA GARRIDO	1:16.827	72 T.FERNANDEZ ROSENDO	25.788	18	89 A.MOLINA GARRIDO	2:22.928	2:22.928	(17)	
19	89 A.MOLINA GARRIDO	40.401	3 R.ROACH JR	1:16.999	99 S.DURA CALVET	25.861	19	8 A.SANMARTIN VARELA	2:23.219	2:23.606	(19)	
20	3 R.ROACH JR	40.717	8 A.SANMARTIN VARELA	1:17.235	77 D.AVALOS RAMIREZ	25.984	20	3 R.ROACH JR	2:23.911	2:23.911	(20)	
21	48 M.CUCCU	41.039	48 M.CUCCU	1:17.520	3 R.ROACH JR	26.195	21	48 M.CUCCU	2:24.867	2:25.495	(21)	
22	21 E.MONTERO HUERTA	41.172	21 E.MONTERO HUERTA	1:17.931	21 E.MONTERO HUERTA	26.307	22	21 E.MONTERO HUERTA	2:25.410	2:25.947	(22)	
23	72 T.FERNANDEZ ROSENDO	41.562	72 T.FERNANDEZ ROSENDO	1:18.605	48 M.CUCCU	26.308	23	72 T.FERNANDEZ ROSENDO	2:25.955	2:26.811	(23)	
24	15 S.DE LA FUENTE LUNA	41.990	15 S.DE LA FUENTE LUNA	1:20.057	22 M.MACHUCA SASTRE	26.615	24	15 S.DE LA FUENTE LUNA	2:28.858	2:29.306	(24)	
25	22 M.MACHUCA SASTRE	42.513	22 M.MACHUCA SASTRE	1:20.617	15 S.DE LA FUENTE LUNA	26.811	25	22 M.MACHUCA SASTRE	2:29.745	2:30.299	(25)	



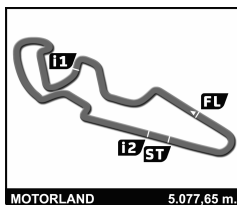
## SUPERSPORT300 / YOUTH&WOMENS

### RFME CAMPEONATO DE ESPAÑA DE VELOCIDAD

#### Después de Entrenamiento Cronometrado 2

Velocidad máxima del evento

Piloto	Equipo	Moto	V. Max	Vlt.	Sesión
94 JORGE HERNANDEZ RODRIGUEZ	GAS SCHOOL	KAWASAKI	S300	192.9	11 Entrenamiento Cronometra
88 FELIX PERIANE JIMENEZ	PROJECT RACING	HONDA	S300	192.5	9 Entrenamiento Cronometra
33 DANIEL VALLE MUÑOZ	HALCOURIER MS RACING	YAMAHA	S300	187.2	1 Entrenamiento Cronometra
51 HUGO ROBERT			S300	187.2	13 Entrenamiento Cronometra
64 ASRIN RODI PAK	LORENZO GUADALAJARA	YAMAHA	YR	186.5	3 Entrenamiento Cronometra
126 ADAM IÑIGUEZ GUZMAN		YAMAHA	YR	186.2	4 Entrenamiento Cronometra
82 NURIA LLABRES MASSANET		YAMAHA	WO	186.2	6 Entrenamiento Cronometra
23 SAMUEL DI SORA	MOTOR-UPV UNIVERSITY TEAM		S300	185.9	9 Entrenamiento Cronometra
13 MARIO LUJAN SOTO		YAMAHA	YR	185.2	2 Entrenamiento Cronometra
89 ANTONIO MOLINA GARRIDO	MOTOR-UPV UNIVERSITY TEAM	HONDA	S300	184.9	2 Entrenamiento Cronometra
10 UNAI ORRADRE ABAD		YAMAHA	YR	184.6	13 Entrenamiento Cronometra
16 ANDRES DOMINGUEZ CRESPO		YAMAHA	YR	184.6	3 Entrenamiento Cronometra
27 ALEX PEREZ VIADEL	MOTOCLUB SUECA	YAMAHA	YR	184.6	4 Entrenamiento Cronometra
46 MARCOS BARRIENTOS ANDRES		YAMAHA	YR	183.7	2 Entrenamiento Cronometra
99 SERGI DURA CALVET		YAMAHA	YR	183.7	1 Entrenamiento Cronometra
8 ALEX SANMARTIN VARELA	MIVIM - MOTOSJULIO	YAMAHA	S300	183.1	11 Entrenamiento Cronometra
57 DORIAN DA-RE		YAMAHA	S300	182.4	2 Entrenamiento Cronometra
133 OSCAR NUÑEZ ROLDAN		YAMAHA	YR	182.1	1 Entrenamiento Cronometra
77 DESIREE AVALOS RAMIREZ	BOX77	YAMAHA	WO	182.1	1 Entrenamiento Cronometra
48 MICHELE CUCCU	LORENZO CERDEÑA	YAMAHA	YR	181.2	6 Entrenamiento Cronometra
72 TANIA FERNANDEZ ROSENDO	LORENZO PONTEVEDRA	YAMAHA	WO	181.2	12 Entrenamiento Cronometra
15 SHEILA DEL C. DE LA FUENTE LUNA		YAMAHA	WO	180.0	1 Entrenamiento Cronometra
3 ROBERT ANDREW ROACH JR	LORENZO GUADALAJARA	YAMAHA	YR	179.7	1 Entrenamiento Cronometra
21 EDUARDO MONTERO HUERTA	LORENZO GUADALAJARA	YAMAHA	YR	179.1	2 Entrenamiento Cronometra
22 MARTA MACHUCA SASTRE		YAMAHA	WO	176.5	12 Entrenamiento Cronometra



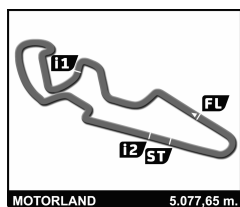
## SUPERSPORT300 / YOUTH&WOMENS

### RFME CAMPEONATO DE ESPAÑA DE VELOCIDAD

#### Entrenamiento Cronometrado 2

#### Secuencia de vueltas rápidas

Tiempo de sesión	Piloto	Equipo	Moto	Neumaticos	Tiempo	km/h	Vlt.
4:50.120	133 OSCAR NUÑEZ ROLDAN		YAMAHA	DUNLOP YR	2:22.849	127.9	2
4:50.208	23 SAMUEL DI SORA	MOTOR-UPV UNIVERSITY TEAM		DUNLOP S30	2:22.138	128.6	2
4:50.521	10 UNAI ORRADRE ABAD		YAMAHA	DUNLOP YR	2:22.055	128.7	2
4:52.423	64 ASRIN RODI PAK	LORENZO GUADALAJARA	YAMAHA	DUNLOP YR	2:20.656	129.9	2
7:10.661	23 SAMUEL DI SORA	MOTOR-UPV UNIVERSITY TEAM		DUNLOP S30	2:20.453	130.1	3
7:11.450	94 JORGE HERNANDEZ RODRIGUEZ	GAS SCHOOL	KAWASAKI	DUNLOP S30	2:19.867	130.7	3
7:11.853	126 ADAM IÑIGUEZ GUZMAN		YAMAHA	DUNLOP YR	2:19.322	131.2	3
8:26.637	88 FELIX PERIANE JIMENEZ	PROJECT RACING	HONDA	DUNLOP S30	2:18.487	132.0	3
9:00.024	33 DANIEL VALLE MUÑOZ	HALCOURIER MS RACING	YAMAHA	DUNLOP S30	2:16.483	133.9	3
28:41.287	33 DANIEL VALLE MUÑOZ	HALCOURIER MS RACING	YAMAHA	DUNLOP S30	2:16.128	134.3	7
30:56.867	33 DANIEL VALLE MUÑOZ	HALCOURIER MS RACING	YAMAHA	DUNLOP S30	2:15.580	134.8	8



# SUPERSPORT300 / YOUTH&WOMENS

## RFME CAMPEONATO DE ESPAÑA DE VELOCIDAD

### Entrenamiento Cronometrado 2

### Vuelta a vuelta

Mejor Personal Mejor de la sesión B Cruzando la línea de meta por el pit lane.

Vlt.	Tiempo	Sector 1	Sector 2	Sector 3	Km/h	T. Sesión	Vlt.	Tiempo	Sector 1	Sector 2	Sector 3	Km/h	T. Sesión
------	--------	----------	----------	----------	------	-----------	------	--------	----------	----------	----------	------	-----------

3 ROBERT ANDREW ROACH JR USA						
LORENZO GUADALAJARA						YAMAHA
1	2:36.874	48.525	1:21.619	26.730	116.5	2:36.874
2	2:27.413	42.164	1:18.736	26.513	124.0	5:04.287
3	2:26.148	41.203	1:18.172	26.773	125.1	7:30.435
4	2:25.677	41.143	1:17.912	26.622	125.5	9:56.112
5	2:26.531	41.295	1:18.804	26.432	124.7	12:22.643
6	2:25.557	40.948	1:17.763	26.846	125.6	14:48.200
7	2:57.201 B	44.948	1:27.542	44.711	103.1	17:45.401
8	5:38.637	3:54.255	1:17.933	26.449	54.0	23:24.037
9	2:25.723	41.141	1:17.726	26.856	125.4	25:49.760
10	2:27.572	42.211	1:18.345	27.016	123.9	28:17.332
11	2:26.661	41.831	1:18.465	26.365	124.6	30:43.993
12	2:24.957	41.236	1:17.371	26.350	126.1	33:08.950
13	2:23.911	40.717	1:16.999	26.195	127.0	35:32.861
14	2:24.612	40.767	1:17.488	26.357	126.4	37:57.473

8 ALEX SANMARTIN VARELA ESP						
MIVIM - MOTOSJULIO						YAMAHA
1	4:50.191	2:52.557	1:30.576	27.058	63.0	4:50.191
2	2:25.502	41.091	1:18.636	25.775	125.6	7:15.693
3	2:23.606	40.209	1:17.235	26.162	127.3	9:39.299
4	2:26.470	41.876	1:18.219	26.375	124.8	12:05.769
5	2:29.492	41.023	1:18.448	30.021	122.3	14:35.261
6	3:08.678 B	53.661	1:29.941	45.076	96.9	17:43.939
7	6:36.532	4:47.736	1:21.888	26.908	46.1	24:20.470
8	2:29.636	42.842	1:20.073	26.721	122.1	26:50.106
9	2:27.749	41.573	1:19.487	26.689	123.7	29:17.855
10	2:26.453	41.728	1:18.094	26.631	124.8	31:44.308
11	2:25.310	41.071	1:17.611	26.628	125.8	34:09.618
12	2:23.862	40.601	1:17.412	25.849	127.0	36:33.480

10 UNAI ORRADRE ABAD ESP						
						YAMAHA
1	2:28.466	41.991	1:20.896	25.579	123.1	2:28.466
2	2:22.055	41.067	1:15.503	25.485	128.7	4:50.521
3	2:21.272	39.994	1:15.392	25.886	129.4	7:11.793
4	2:21.107	39.134	1:15.632	26.341	129.5	9:32.900
5	2:24.963	40.089	1:16.265	28.609	126.1	11:57.863
6	2:20.629	39.576	1:15.411	25.642	130.0	14:18.492
7	3:02.568 B	42.518	1:36.952	43.098	100.1	17:21.060
8	6:02.993	4:20.858	1:16.166	25.969	50.4	23:24.052
9	2:20.516	39.463	1:15.241	25.812	130.1	25:44.568
10	2:20.427	39.339	1:15.270	25.818	130.2	28:04.995
11	2:20.248	39.221	1:15.441	25.586	130.3	30:25.243
12	2:20.735	39.514	1:15.572	25.649	129.9	32:45.978
13	2:19.986	39.474	1:15.033	25.479	130.6	35:05.964
14	2:26.597	39.766	1:21.318	25.513	124.7	37:32.561

13 MARIO LUJAN SOTO ESP						
						YAMAHA
1	2:32.534	44.976	1:21.625	25.933	119.8	2:32.534
2	2:21.630	40.047	1:15.807	25.776	129.0	4:54.164
3	2:20.336	39.466	1:15.120	25.750	130.2	7:14.500
4	2:20.353	39.552	1:15.051	25.750	130.2	9:34.853

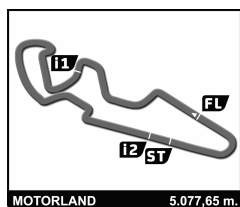
5	2:20.509	39.595	1:14.838	26.076	130.1	11:55.362
6	2:25.050	40.124	1:19.135	25.791	126.0	14:20.412
7	3:04.531 B	41.553	1:40.574	42.404	99.0	17:24.943
8	7:03.233	5:10.102	1:26.935	26.196	43.2	24:28.175
9	2:21.391	40.069	1:15.153	26.169	129.3	26:49.566
10	2:20.954	39.846	1:15.138	25.970	129.7	29:10.520
11	2:20.663	39.521	1:15.087	26.055	129.9	31:31.183
12	2:20.818	39.598	1:15.111	26.109	129.8	33:52.001
13	2:20.778	39.497	1:15.289	25.992	129.8	36:12.779
14	2:20.225	39.601	1:14.860	25.764	130.3	38:33.004

15 SHEILA DEL C. DE LA FUENTE LUNA ESP						
						YAMAHA
1	2:38.027	49.738	1:21.478	26.811	115.7	2:38.027
2	2:29.540	42.490	1:20.110	26.940	122.2	5:07.567
3	2:29.306	42.424	1:20.057	26.825	122.4	7:36.873

16 ANDRES DOMINGUEZ CRESPO ESP						
						YAMAHA
1	2:48.798	44.687	1:37.072	27.039	108.3	2:48.798
2	2:25.323	41.705	1:17.621	25.997	125.8	5:14.121
3	2:22.678	40.374	1:16.128	26.176	128.1	7:36.799
4	2:22.187	40.249	1:16.268	25.670	128.5	9:58.986
5	2:22.211	40.065	1:16.586	25.560	128.5	12:21.197
6	2:21.309	40.395	1:15.355	25.559	129.3	14:42.506
7	2:58.311 B	46.282	1:28.457	43.572	102.5	17:40.817
8	5:40.104	3:57.509	1:16.596	25.999	53.7	23:20.920
9	2:21.353	40.073	1:15.486	25.794	129.3	25:42.273
10	2:20.146	39.204	1:14.912	26.030	130.4	28:02.419
11	2:21.159	39.746	1:15.470	25.943	129.5	30:23.578
12	2:21.126	39.938	1:15.348	25.840	129.5	32:44.704
13	2:21.500	39.861	1:15.635	26.004	129.2	35:06.204
14	2:22.680	39.794	1:17.113	25.773	128.1	37:28.884

21 EDUARDO MONTERO HUERTA ESP						
LORENZO GUADALAJARA						YAMAHA
1	2:36.821	48.658	1:21.434	26.729	116.5	2:36.821
2	2:27.645	42.685	1:18.653	26.307	123.8	5:04.466
3	2:26.546	41.470	1:18.662	26.414	124.7	7:31.012
4	2:26.928	41.863	1:18.554	26.511	124.4	9:57.940
5	2:26.401	41.977	1:17.931	26.493	124.8	12:24.341
6	2:26.382	41.172	1:18.441	26.769	124.9	14:50.723
7	3:00.567 B	50.426	1:28.704	41.437	101.2	17:51.290
8	5:37.315	3:51.941	1:18.869	26.505	54.2	23:28.604
9	2:26.409	41.449	1:18.447	26.513	124.8	25:55.013
10	2:26.492	41.651	1:18.434	26.407	124.8	28:21.505
11	2:25.947	41.242	1:18.287	26.418	125.2	30:47.452
12	2:33.899	41.327	1:24.156	28.416	118.8	33:21.351
13	2:26.663	41.617	1:18.352	26.694	124.6	35:48.014
14	2:26.168	41.630	1:18.114	26.424	125.0	38:14.182

22 MARTA MACHUCA SASTRE ESP						
						YAMAHA
1	2:43.194	51.124	1:24.295	27.775	112.0	2:43.194
2	3:11.906	1:21.970	1:22.492	27.444	95.2	5:55.100
3	2:31.900	42.979	1:21.467	27.454	120.3	8:27.000



# SUPERSPORT300 / YOUTH&WOMENS

## RFME CAMPEONATO DE ESPAÑA DE VELOCIDAD

### Entrenamiento Cronometrado 2

Vuelta a vuelta

Mejor Personal Mejor de la sesión B Cruzando la línea de meta por el pit lane.

Vlt.	Tiempo	Sector 1	Sector 2	Sector 3	Km/h	T. Sesión	Vlt.	Tiempo	Sector 1	Sector 2	Sector 3	Km/h	T. Sesión
4	2:32.166	43.103	1:21.669	27.394	120.1	10:59.166	6	2:32.228 B	41.354	1:16.906	33.968	120.1	14:48.037
5	2:32.535	43.210	1:21.832	27.493	119.8	13:31.701	7	8:36.133	6:54.162	1:16.118	25.853	35.4	23:24.169
6	2:51.615 B	42.513	1:21.746	47.356	106.5	16:23.316	8	2:35.965	49.149	1:20.478	26.338	117.2	26:00.134
7	7:12.931	5:19.657	1:25.922	27.352	42.2	23:36.246	9	2:20.666	39.727	1:15.528	25.411	129.9	28:20.800
8	2:32.103	42.914	1:21.720	27.469	120.2	26:08.349	10	2:21.000	39.404	1:15.678	25.918	129.6	30:41.800
9	2:32.462	43.282	1:21.683	27.497	119.9	28:40.811	11	2:20.298	39.833	1:14.926	25.539	130.3	33:02.098
10	2:31.848	42.698	1:21.608	27.542	120.4	31:12.659	12	2:38.495	39.651	1:32.749	26.095	115.3	35:40.593
11	2:31.015	43.124	1:20.617	27.274	121.0	33:43.674	13	2:23.081	40.590	1:16.558	25.933	127.7	38:03.674
12	2:30.778	42.766	1:21.397	26.615	121.2	36:14.452							
13	2:30.299	42.693	1:20.755	26.851	121.6	38:44.751							

23 SAMUEL DI SORA FRA						
MOTOR-UPV UNIVERSITY TEAM						
1	2:28.070	41.976	1:19.698	26.396	123.4	2:28.070
2	2:22.138	39.870	1:16.366	25.902	128.6	4:50.208
3	2:20.453	39.957	1:14.710	25.786	130.1	7:10.661
4	2:22.319	39.618	1:16.683	26.018	128.4	9:32.980
5	2:31.321 B	39.324	1:18.985	33.012	120.8	12:04.301
6	3:54.942 B	1:50.089	1:22.784	42.069	77.8	15:59.243
7	7:21.940	5:39.783	1:16.048	26.109	41.4	23:21.182
8	2:19.303	39.368	1:14.196	25.739	131.2	25:40.485
9	2:18.504	39.140	1:13.900	25.464	132.0	27:58.989
10	2:20.464	40.009	1:14.601	25.854	130.1	30:19.453
11	2:21.737	39.398	1:16.674	25.665	129.0	32:41.190
12	2:19.585	39.405	1:14.832	25.348	130.9	35:00.775
13	2:17.853	38.898	1:13.480	25.475	132.6	37:18.628

27 ALEX PEREZ VIADEL ESP						
MOTOCUB SUECA YAMAHA						
1	2:32.943	45.779	1:21.552	25.612	119.5	2:32.943
2	2:23.163	40.760	1:16.544	25.859	127.7	4:56.106
3	2:22.499	40.152	1:16.397	25.950	128.3	7:18.605
4	2:22.247	40.436	1:16.133	25.678	128.5	9:40.852
5	2:25.113	40.774	1:17.824	26.515	126.0	12:05.965

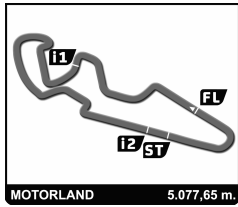
33 DANIEL VALLE MUÑOZ ESP						
HALCOURIER MS RACING YAMAHA						
1	3:04.232 B	1:13.589	1:20.634	30.009	99.2	3:04.232
2	3:39.309	2:00.332	1:13.962	25.015	83.3	6:43.541
3	2:16.483	38.422	1:12.983	25.078	133.9	9:00.024
4	2:21.018 B	38.346	1:13.105	29.567	129.6	11:21.042
5	12:47.380	...	1:22.954	25.503	23.8	24:08.421
6	2:16.738	38.586	1:13.123	25.029	133.7	26:25.159
7	2:16.128	38.391	1:12.784	24.953	134.3	28:41.287
8	2:15.580	38.189	1:12.705	24.686	134.8	30:56.867
9	2:15.757	38.046	1:13.000	24.711	134.6	33:12.624
10	2:15.975	38.157	1:13.107	24.711	134.4	35:28.599
11	2:23.627	38.407	1:19.598	25.622	127.3	37:52.226

46 MARCOS BARRIENTOS ANDRES ESP						
YAMAHA						
1	2:34.361	45.478	1:22.547	26.336	118.4	2:34.361
2	2:27.177	43.182	1:18.025	25.970	124.2	5:01.538
3	2:29.856	40.575	1:23.428	25.853	122.0	7:31.394
4	2:22.466	40.444	1:16.083	25.939	128.3	9:53.860
5	2:21.949	39.997	1:16.084	25.868	128.8	12:15.809

48 MICHELE CUCCU ITA						
LORENZO CERDEÑA YAMAHA						
1	2:36.540	48.340	1:21.286	26.914	116.8	2:36.540
2	2:26.027	41.781	1:17.938	26.308	125.2	5:02.567
3	2:26.407	41.494	1:18.119	26.794	124.8	7:28.974
4	2:27.576	41.709	1:19.066	26.801	123.8	9:56.550
5	2:26.405	41.467	1:18.608	26.330	124.8	12:22.955
6	2:25.201	41.087	1:17.642	26.472	125.9	14:48.156
7	2:51.184 B	42.864	1:26.736	41.584	106.8	17:39.340
8	5:45.129	4:00.945	1:17.869	26.315	53.0	23:24.468
9	2:25.495	41.039	1:17.902	26.554	125.6	25:49.963
10	2:27.593	41.751	1:18.832	27.010	123.8	28:17.556
11	2:26.345	41.425	1:18.384	26.536	124.9	30:43.901
12	2:25.646	41.780	1:17.520	26.346	125.5	33:09.547
13	2:25.850	41.276	1:18.079	26.495	125.3	35:35.397
14	2:26.418	41.692	1:18.316	26.410	124.8	38:01.815

51 HUGO ROBERT FRA						
1	2:58.346	1:12.517	1:20.167	25.662	102.5	2:58.346
2	2:21.330	40.043	1:15.792	25.495	129.3	5:19.676
3	2:20.176	39.561	1:15.173	25.442	130.4	7:39.852
4	2:20.086	39.676	1:15.428	24.982	130.5	9:59.938
5	2:21.074	39.308	1:16.024	25.742	129.6	12:21.012
6	2:27.668 B	39.910	1:14.835	32.923	123.8	14:48.680
7	8:29.407	6:47.774	1:15.915	25.718	35.9	23:18.086
8	2:20.389	39.795	1:14.979	25.615	130.2	25:38.475
9	2:20.852	39.713	1:15.116	26.023	129.8	27:59.327
10	2:19.944	39.998	1:14.499	25.447	130.6	30:19.271
11	2:19.376	39.379	1:14.402	25.595	131.1	32:38.647
12	2:21.037	39.663	1:16.094	25.280	129.6	34:59.684
13	2:19.073	39.559	1:14.243	25.271	131.4	37:18.757

57 DORIAN DA-RE FRA						
YAMAHA						
1	3:02.482	1:17.146	1:19.471	25.865	100.2	3:02.482
2	2:22.030	40.271	1:16.138	25.621	128.7	5:24.512
3	2:25.355 B	39.791	1:15.724	29.840	125.7	7:49.867
4	8:35.407 B	6:34.496	1:22.909	38.002	35.5	16:25.274
5	8:28.414	6:46.130	1:16.185	26.099	35.9	24:53.687
6	2:21.418	39.968	1:15.420	26.030	129.2	27:15.105
7	2:20.109	39.513	1:14.858	25.738	130.4	29:35.214
8	2:19.673	39.511	1:14.498	25.664	130.9	31:54.887
9	2:19.697	39.563	1:14.435	25.699	130.8	34:14.584
10	2:19.103	39.432	1:14.343	25.328	131.4	36:33.687



# SUPERSPORT300 / YOUTH&WOMENS

## RFME CAMPEONATO DE ESPAÑA DE VELOCIDAD

### Entrenamiento Cronometrado 2

Vuelta a vuelta

Mejor Personal Mejor de la sesión B Cruzando la línea de meta por el pit lane.

Vlt.	Tiempo	Sector 1	Sector 2	Sector 3	Km/h	T. Sesión
<b>64</b>	<b>ASRIN RODI PAK</b>					TUR
	LORENZO GUADALAJARA					YAMAHA
1	2:31.767	41.815	1:23.434	26.518	120.4	2:31.767
2	2:20.656	40.062	1:15.098	25.496	129.9	4:52.423
3	<b>2:19.625</b>	39.521	1:15.011	<b>25.093</b>	130.9	7:12.048
4	2:34.483	53.022	1:15.837	25.624	118.3	9:46.531
5	2:20.160	39.618	1:15.114	25.428	130.4	12:06.691
6	2:22.299	40.462	1:16.263	25.574	128.4	14:28.990
7	2:42.259 B	40.158	1:27.601	34.500	112.6	17:11.249
8	6:28.810	4:27.756	1:19.821	41.233	47.0	23:40.058
9	2:20.128	39.691	1:14.843	25.594	130.4	26:00.186
10	2:20.567	39.348	1:15.532	25.687	130.0	28:20.753
11	2:20.931	<b>39.285</b>	1:15.737	25.909	129.7	30:41.684
12	2:20.200	39.694	<b>1:14.777</b>	25.729	130.4	33:01.884
13	2:20.350	39.612	1:15.223	25.515	130.2	35:22.234
14	2:20.292	39.662	1:15.261	25.369	130.3	37:42.526

Vlt.	Tiempo	Sector 1	Sector 2	Sector 3	Km/h	T. Sesión
<b>72</b>	<b>TANIA FERNANDEZ ROSENDO</b>					ESP
	LORENZO PONTEVEDRA					YAMAHA
1	2:37.183	49.491	1:20.755	26.937	116.3	2:37.183
2	2:27.774	42.941	1:19.045	<b>25.788</b>	123.7	5:04.957
3	2:27.575	42.442	1:19.017	26.116	123.9	7:32.532
4	2:27.432	41.850	1:19.601	25.981	124.0	9:59.964
5	<b>2:26.811</b>	<b>41.562</b>	1:18.922	26.327	124.5	12:26.775
6	2:26.484	41.861	<b>1:18.605</b>	26.018	124.8	14:53.259
7	3:07.695 B	54.580	1:35.361	37.754	97.4	18:00.954
8	5:25.380	3:40.435	1:18.988	25.957	56.2	23:26.333
9	2:27.698	42.076	1:19.008	26.614	123.7	25:54.031
10	2:28.528	42.465	1:19.838	26.225	123.1	28:22.559
11	2:43.795 B	42.554	1:25.047	36.194	111.6	31:06.354
12	3:30.195	1:42.899	1:20.877	26.419	87.0	34:36.549
13	2:29.720	42.964	1:20.313	26.443	122.1	37:06.269

Vlt.	Tiempo	Sector 1	Sector 2	Sector 3	Km/h	T. Sesión
<b>77</b>	<b>DESIREE AVALOS RAMIREZ</b>					ESP
	BOX77					YAMAHA
1	2:35.391	46.232	1:22.232	26.927	117.6	2:35.391
2	2:26.417	41.572	1:18.382	26.463	124.8	5:01.808
3	2:24.105	40.688	1:16.826	26.591	126.8	7:25.913
4	2:26.352	42.110	1:17.703	26.539	124.9	9:52.265
5	2:23.817	40.781	<b>1:16.518</b>	26.518	127.1	12:16.082
6	2:24.645	40.904	1:16.737	27.004	126.4	14:40.727
7	2:58.045 B	47.331	1:28.891	41.823	102.7	17:38.772
8	5:48.836	4:04.860	1:17.750	26.226	52.4	23:27.607
9	2:26.097	41.048	1:18.709	26.340	125.1	25:53.704
10	<b>2:23.148</b>	<b>40.308</b>	1:16.610	26.230	127.7	28:16.852
11	2:24.765	40.907	1:17.420	26.438	126.3	30:41.617
12	2:23.955	40.829	1:16.592	26.534	127.0	33:05.572
13	2:24.981	40.788	1:18.162	26.031	126.1	35:30.553
14	2:23.614	40.673	1:16.957	<b>25.984</b>	127.3	37:54.167

Vlt.	Tiempo	Sector 1	Sector 2	Sector 3	Km/h	T. Sesión
<b>82</b>	<b>NURIA LLABRES MASSANET</b>					ESP
						YAMAHA
1	2:32.953	44.898	1:22.153	25.902	119.5	2:32.953
2	2:23.551	40.450	1:16.866	26.235	127.3	4:56.504
3	2:23.263	40.478	1:16.571	26.214	127.6	7:19.767

Vlt.	Tiempo	Sector 1	Sector 2	Sector 3	Km/h	T. Sesión
4	2:23.295	40.549	1:16.536	26.210	127.5	9:43.062
5	2:23.304	40.682	1:16.350	26.272	127.5	12:06.366
6	2:27.279	40.975	1:18.050	28.254	124.1	14:33.645
7	2:52.089 B	42.343	1:27.194	42.552	106.2	17:25.734
8	5:59.446	4:16.843	1:16.915	<b>25.688</b>	50.8	23:25.179
9	2:35.354	52.752	1:16.558	26.044	117.6	26:00.533
10	<b>2:21.699</b>	<b>40.210</b>	<b>1:15.775</b>	25.714	129.0	28:22.232
11	2:22.757	40.679	1:16.274	25.804	128.0	30:44.989
12	2:22.933	40.334	1:16.500	26.099	127.9	33:07.922
13	2:24.135	40.728	1:16.638	26.769	126.8	35:32.057

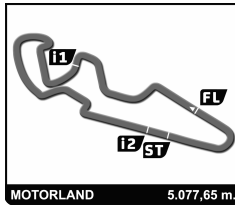
Vlt.	Tiempo	Sector 1	Sector 2	Sector 3	Km/h	T. Sesión
<b>88</b>	<b>FELIX PERIANE JIMENEZ</b>					ESP
	PROJECT RACING					HONDA
1	3:02.008 B	1:11.901	1:19.541	30.566	100.4	3:02.008
2	3:06.142	1:24.912	1:16.391	24.839	98.2	6:08.150
3	2:18.487	39.122	1:14.480	24.885	132.0	8:26.637
4	2:17.714	39.181	1:13.932	24.601	132.7	10:44.351
5	2:16.857	38.499	1:13.674	24.684	133.5	13:01.208
6	2:29.885 B	38.330	1:14.275	37.280	121.9	15:31.093
7	8:40.655 B	6:53.212	1:17.748	29.695	35.1	24:11.747
8	3:20.315	1:40.160	1:15.363	24.792	91.2	27:32.062
9	2:16.694	38.735	1:13.497	24.462	133.7	29:48.756
10	2:16.733	38.675	1:13.662	24.396	133.7	32:05.489
11	2:15.923	38.413	1:13.167	<b>24.343</b>	134.5	34:21.412
12	<b>2:15.629</b>	<b>38.177</b>	<b>1:13.096</b>	24.356	134.8	36:37.041

Vlt.	Tiempo	Sector 1	Sector 2	Sector 3	Km/h	T. Sesión
<b>89</b>	<b>ANTONIO MOLINA GARRIDO</b>					ESP
	MOTOR-UPV UNIVERSITY TEAM					HONDA
1	2:28.008	41.788	1:19.504	26.716	123.5	2:28.008
2	2:26.433	41.932	1:18.400	26.101	124.8	4:54.441
3	<b>2:22.928</b>	<b>40.401</b>	<b>1:16.827</b>	<b>25.700</b>	127.9	7:17.369
4	2:23.409	40.536	1:17.045	25.828	127.4	9:40.778
5	2:24.497	40.711	1:17.552	26.234	126.5	12:05.275
6	14:32.920 B	41.302	1:18.038	...	20.9	26:38.194

Vlt.	Tiempo	Sector 1	Sector 2	Sector 3	Km/h	T. Sesión
<b>94</b>	<b>JORGE HERNANDEZ RODRIGUEZ</b>					ESP
	GAS SCHOOL					KAWASAKI
1	2:28.182	42.228	1:19.698	26.256	123.3	2:28.182
2	2:23.401	41.840	1:16.232	25.329	127.5	4:51.583
3	2:19.867	39.811	1:14.913	<b>25.143</b>	130.7	7:11.450
4	2:21.370	39.127	1:16.524	25.719	129.3	9:32.820
5	2:22.295	40.442	1:15.809	26.044	128.4	11:55.115
6	2:20.406	39.475	1:15.369	25.562	130.2	14:15.521
7	2:45.446 B	39.168	1:23.906	42.372	110.5	17:00.967
8	6:20.519	4:38.242	1:16.512	25.765	48.0	23:21.485
9	2:20.542	39.710	1:15.491	25.341	130.0	25:42.027
10	2:18.791	38.949	1:14.534	25.308	131.7	28:00.818
11	<b>2:18.496</b>	<b>38.854</b>	1:14.444	25.198	132.0	30:19.314
12	2:19.062	39.074	<b>1:14.377</b>	25.611	131.4	32:38.376
13	2:22.837	40.309	1:16.808	25.720	128.0	35:01.213
14	2:37.682 B	38.855	1:25.976	32.851	115.9	37:38.895

Vlt.	Tiempo	Sector 1	Sector 2	Sector 3	Km/h	T. Sesión
<b>99</b>	<b>SERGI DURA CALVET</b>					ESP
						YAMAHA
1	2:34.694	46.612	1:22.007	26.075	118.2	2:34.694
2	2:27.909	42.334	1:19.303	26.272	123.6	5:02.603





## SUPERSPORT300 / YOUTH&WOMENS

### RFME CAMPEONATO DE ESPAÑA DE VELOCIDAD

#### Entrenamiento Cronometrado 2

Vuelta a vuelta

■ Mejor Personal ■ Mejor de la sesión B Cruzando la línea de meta por el pit lane.

Vlt.	Tiempo	Sector 1	Sector 2	Sector 3	Km/h	T. Sesión	Vlt.	Tiempo	Sector 1	Sector 2	Sector 3	Km/h	T. Sesión
3	2:25.668	42.154	1:17.088	26.426	125.5	7:28.271							
4	2:23.755	40.838	1:16.656	26.261	127.1	9:52.026							
5	2:23.873	40.892	1:16.641	26.340	127.0	12:15.899							
6	2:24.344	40.952	1:16.959	26.433	126.6	14:40.243							
7	2:49.392 B	41.899	1:25.835	41.658	107.9	17:29.635							
8	5:53.366	4:08.069	1:18.825	26.472	51.7	23:23.000							
9	2:22.401	40.374	1:16.089	25.938	128.4	25:45.401							
10	2:22.059	40.006	1:15.855	26.198	128.7	28:07.460							
11	2:23.110	40.423	1:16.494	26.193	127.7	30:30.570							
12	2:24.137	41.142	1:16.745	26.250	126.8	32:54.707							
13	2:24.092	40.581	1:17.068	26.443	126.8	35:18.799							
14	2:24.113	41.250	1:17.002	25.861	126.8	37:42.912							

126 ADAM IÑIGUEZ GUZMAN							ESP
							YAMAHA
1	2:31.638	39.375	1:25.459	26.804	120.5	2:31.638	
2	2:20.893	40.372	1:15.188	25.333	129.7	4:52.531	
3	2:19.322	39.050	1:15.137	25.135	131.2	7:11.853	
4	2:20.738	40.485	1:14.829	25.424	129.9	9:32.591	
5	2:27.418 B	43.288	1:14.563	29.567	124.0	12:00.009	
6	2:51.840	1:03.467	1:22.829	25.544	106.4	14:51.849	
7	2:55.788 B	50.655	1:28.213	36.920	104.0	17:47.637	
8	5:34.737	3:52.779	1:16.105	25.853	54.6	23:22.373	
9	2:18.986	39.074	1:14.513	25.399	131.5	25:41.359	
10	2:18.296	39.009	1:13.775	25.512	132.2	27:59.655	
11	2:18.934	38.975	1:14.366	25.593	131.6	30:18.589	
12	2:19.502	39.389	1:14.340	25.773	131.0	32:38.091	
13	2:21.738	40.692	1:15.238	25.808	129.0	34:59.829	
14	2:18.637	38.997	1:14.020	25.620	131.8	37:18.466	

133 OSCAR NUÑEZ ROLDAN							ESP
							YAMAHA
1	2:27.271	40.876	1:20.583	25.812	124.1	2:27.271	
2	2:22.849	40.518	1:16.358	25.973	127.9	4:50.120	
3	2:21.479	39.866	1:15.961	25.652	129.2	7:11.599	
4	2:21.770	39.570	1:16.052	26.148	128.9	9:33.369	
5	2:25.295	40.558	1:15.289	29.448	125.8	11:58.664	
6	2:19.701	39.683	1:14.406	25.612	130.8	14:18.365	
7	2:49.464 B	42.317	1:33.486	33.661	107.9	17:07.829	
8	7:00.673	5:05.846	1:28.655	26.172	43.4	24:08.501	
9	2:18.883	39.112	1:14.223	25.548	131.6	26:27.384	
10	2:19.831	39.420	1:14.812	25.599	130.7	28:47.215	
11	2:24.508 B	38.902	1:16.852	28.754	126.5	31:11.723	
12	3:18.582	1:36.823	1:15.867	25.892	92.0	34:30.305	
13	2:20.580	39.532	1:15.482	25.566	130.0	36:50.885	