

SUPERSPORT300 / YOUTH&WOMENS

RFME CAMPEONATO DE ESPAÑA DE VELOCIDAD

Entrenamiento Cronometrado 1

Clasificación

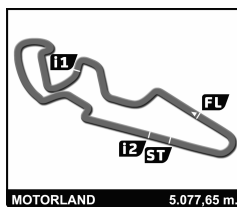
Nº	Piloto	Nac	Equipo	Moto	Neumaticos	Tiempo	Vlt.	Total	Dif.	Km/h
1	33 DANIEL VALLE MUÑOZ	ESP	HALCOURIER MS RACING	YAMAHA	DUNLOP S300	2:15.204	7	12	-	135.2
2	88 FELIX PERIANE JIMENEZ	ESP	PROJECT RACING	HONDA	DUNLOP S300	2:16.759	11	11	+1.555	133.6
3	126 ADAM ÍÑIGUEZ GUZMAN	ESP		YAMAHA	DUNLOP YR	2:18.147	12	12	+2.943	132.3
4	23 SAMUEL DI SORA	FRA	MOTODES		DUNLOP S300	2:18.569	5	12	+3.365	131.9
5	57 DORIAN DA-RE	FRA		YAMAHA	DUNLOP S300	2:18.985	9	13	+3.781	131.5
6	51 HUGO ROBERT	FRA			DUNLOP S300	2:19.004	11	12	+3.800	131.5
7	94 JORGE HERNANDEZ RODRIGUEZ	ESP	GAS SCHOOL	KAWASAKI	DUNLOP S300	2:19.368	8	12	+4.164	131.1
8	64 ASRIN RODI PAK	TUR	LORENZO GUADALAJARA	YAMAHA	DUNLOP YR	2:19.492	12	12	+4.288	131.0
9	133 OSCAR NUÑEZ ROLDAN	ESP		YAMAHA	DUNLOP YR	2:19.555	5	11	+4.351	131.0
10	10 UNAI ORRADRE ABAD	ESP		YAMAHA	DUNLOP YR	2:19.794	9	12	+4.590	130.7
11	8 ALEX SANMARTIN VARELA	ESP	MIVIM - MOTOSJULIO	YAMAHA	DUNLOP S300	2:20.729	6	13	+5.525	129.9
12	16 ANDRES DOMINGUEZ CRESPO	ESP		YAMAHA	DUNLOP YR	2:20.941	12	13	+5.737	129.7
13	82 NURIA LLABRES MASSANET	ESP		YAMAHA	DUNLOP WO	2:21.062	12	13	+5.858	129.6
14	13 MARIO LUJAN SOTO	ESP		YAMAHA	DUNLOP YR	2:21.472	7	12	+6.268	129.2
15	46 MARCOS BARRIENTOS ANDRES	ESP		YAMAHA	DUNLOP YR	2:22.136	12	12	+6.932	128.6
16	27 ALEX PEREZ VIADEL	ESP	MOTOCLUB SUECA	YAMAHA	DUNLOP YR	2:22.319	12	12	+7.115	128.4
17	77 DESIREE AVALOS RAMIREZ	ESP	BOX77	YAMAHA	DUNLOP WO	2:22.990	6	13	+7.786	127.8
18	99 SERGI DURA CALVET	ESP		YAMAHA	DUNLOP YR	2:23.276	12	12	+8.072	127.6
19	89 ANTONIO MOLINA GARRIDO	ESP	MOTOR-UPV UNIVERSITY TEAM	HONDA	DUNLOP S300	2:23.715	9	11	+8.511	127.2
20	48 MICHELE CUCCU	ITA	LORENZO CERDEÑA	YAMAHA	DUNLOP YR	2:26.247	12	12	+11.043	125.0
21	3 ROBERT ANDREW ROACH JR	USA	LORENZO GUADALAJARA	YAMAHA	DUNLOP YR	2:26.606	10	11	+11.402	124.7
22	21 EDUARDO MONTERO HUERTA	ESP	LORENZO GUADALAJARA	YAMAHA	DUNLOP YR	2:26.697	12	12	+11.493	124.6
23	72 TANIA FERNANDEZ ROSENDO	ESP	LORENZO PONTEVEDRA	YAMAHA	DUNLOP WO	2:26.889	8	12	+11.685	124.4
24	15 SHEILA DEL C. DE LA FUENTE LUNA	ESP		YAMAHA	DUNLOP WO	2:29.369	9	12	+14.165	122.4
25	22 MARTA MACHUCA SASTRE	ESP		YAMAHA	DUNLOP WO	2:30.534	7	12	+15.330	121.4

Vuelta Rápida	Vlt. 7	DANIEL VALLE MUÑOZ	2:15.204	135.2 Kph
---------------	--------	--------------------	----------	-----------

Hora de publicación:

Estado de la pista: **SECO**

Director de carrera:	Cronometrador:
----------------------	----------------



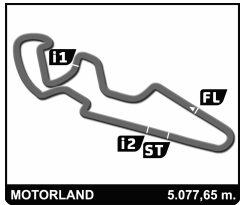
SUPERSPORT300 / YOUTH&WOMENS

RFME CAMPEONATO DE ESPAÑA DE VELOCIDAD

Entrenamiento Cronometrado 1

Mejores tiempos de sector

SECTOR 1			SECTOR 2			SECTOR 3			Pos	Piloto	Vuelta Ideal	Mejor Vuelta
Pos	Piloto	Tiempo	Piloto	Tiempo	Piloto	Tiempo	Pos	Piloto				
1	33 D.VALLE MUÑOZ	37.916	33 D.VALLE MUÑOZ	1:12.189	88 F.PERIANE JIMENEZ	24.542	1	33 D.VALLE MUÑOZ	2:14.810	2:15.204	(1)	
2	88 F.PERIANE JIMENEZ	38.458	88 F.PERIANE JIMENEZ	1:13.649	33 D.VALLE MUÑOZ	24.705	2	88 F.PERIANE JIMENEZ	2:16.649	2:16.759	(2)	
3	23 S.DI SORA	38.862	23 S.DI SORA	1:13.837	51 H.ROBERT	25.138	3	23 S.DI SORA	2:17.841	2:18.569	(4)	
4	126 A.IÑIGUEZ GUZMAN	38.931	126 A.IÑIGUEZ GUZMAN	1:14.006	23 S.DI SORA	25.142	4	126 A.IÑIGUEZ GUZMAN	2:18.147	2:18.147	(3)	
5	94 J.HERNANDEZ RODRIGUEZ	39.085	57 D.DA-RE	1:14.080	94 J.HERNANDEZ RODRIGUEZ	25.156	5	51 H.ROBERT	2:18.605	2:19.004	(6)	
6	57 D.DA-RE	39.170	51 H.ROBERT	1:14.284	126 A.IÑIGUEZ GUZMAN	25.210	6	57 D.DA-RE	2:18.696	2:18.985	(5)	
7	51 H.ROBERT	39.183	133 O.NUÑEZ ROLDAN	1:14.475	133 O.NUÑEZ ROLDAN	25.244	7	94 J.HERNANDEZ RODRIGUEZ	2:18.902	2:19.368	(7)	
8	10 U.ORRADRE ABAD	39.405	64 A.PAK	1:14.531	16 A.DOMINGUEZ CRESPO	25.330	8	133 O.NUÑEZ ROLDAN	2:19.141	2:19.555	(9)	
9	133 O.NUÑEZ ROLDAN	39.422	94 J.HERNANDEZ RODRIGUEZ	1:14.661	57 D.DA-RE	25.446	9	64 A.PAK	2:19.492	2:19.492	(8)	
10	64 A.PAK	39.438	10 U.ORRADRE ABAD	1:14.827	8 A.SANMARTIN VARELA	25.488	10	10 U.ORRADRE ABAD	2:19.794	2:19.794	(10)	
11	13 M.LUJAN SOTO	39.704	8 A.SANMARTIN VARELA	1:15.000	64 A.PAK	25.523	11	8 A.SANMARTIN VARELA	2:20.382	2:20.729	(11)	
12	8 A.SANMARTIN VARELA	39.894	16 A.DOMINGUEZ CRESPO	1:15.118	10 U.ORRADRE ABAD	25.562	12	16 A.DOMINGUEZ CRESPO	2:20.477	2:20.941	(12)	
13	82 N.LLABRES MASSANET	40.019	82 N.LLABRES MASSANET	1:15.292	89 A.MOLINA GARRIDO	25.746	13	82 N.LLABRES MASSANET	2:21.062	2:21.062	(13)	
14	16 A.DOMINGUEZ CRESPO	40.029	13 M.LUJAN SOTO	1:15.352	82 N.LLABRES MASSANET	25.751	14	13 M.LUJAN SOTO	2:21.150	2:21.472	(14)	
15	27 A.PEREZ VIADEL	40.055	46 M.BARRIENTOS ANDRES	1:15.855	77 D.AVALOS RAMIREZ	25.981	15	46 M.BARRIENTOS ANDRES	2:22.099	2:22.136	(15)	
16	46 M.BARRIENTOS ANDRES	40.252	27 A.PEREZ VIADEL	1:15.974	99 S.DURA CALVET	25.988	16	27 A.PEREZ VIADEL	2:22.132	2:22.319	(16)	
17	89 A.MOLINA GARRIDO	40.501	77 D.AVALOS RAMIREZ	1:16.070	46 M.BARRIENTOS ANDRES	25.992	17	77 D.AVALOS RAMIREZ	2:22.626	2:22.990	(17)	
18	77 D.AVALOS RAMIREZ	40.575	99 S.DURA CALVET	1:16.335	72 T.FERNANDEZ ROSENDO	26.029	18	99 S.DURA CALVET	2:22.936	2:23.276	(18)	
19	99 S.DURA CALVET	40.613	89 A.MOLINA GARRIDO	1:16.772	13 M.LUJAN SOTO	26.094	19	89 A.MOLINA GARRIDO	2:23.019	2:23.715	(19)	
20	3 R.ROACH JR	41.263	48 M.CUCCU	1:17.696	27 A.PEREZ VIADEL	26.103	20	48 M.CUCCU	2:25.684	2:26.247	(20)	
21	21 E.MONTERO HUERTA	41.496	72 T.FERNANDEZ ROSENDO	1:18.290	48 M.CUCCU	26.427	21	72 T.FERNANDEZ ROSENDO	2:26.265	2:26.889	(23)	
22	48 M.CUCCU	41.561	3 R.ROACH JR	1:18.399	21 E.MONTERO HUERTA	26.489	22	3 R.ROACH JR	2:26.452	2:26.606	(21)	
23	72 T.FERNANDEZ ROSENDO	41.946	21 E.MONTERO HUERTA	1:18.568	3 R.ROACH JR	26.790	23	21 E.MONTERO HUERTA	2:26.553	2:26.697	(22)	
24	22 M.MACHUCA SASTRE	42.336	15 S.DE LA FUENTE LUNA	1:19.680	15 S.DE LA FUENTE LUNA	26.815	24	15 S.DE LA FUENTE LUNA	2:28.924	2:29.369	(24)	
25	15 S.DE LA FUENTE LUNA	42.429	22 M.MACHUCA SASTRE	1:20.661	22 M.MACHUCA SASTRE	26.980	25	22 M.MACHUCA SASTRE	2:29.977	2:30.534	(25)	



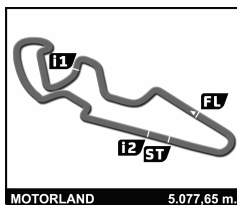
SUPERSPORT300 / YOUTH&WOMENS

RFME CAMPEONATO DE ESPAÑA DE VELOCIDAD

Después de Entrenamiento Cronometrado 1

Velocidad máxima del evento

Piloto	Equipo	Moto	V. Max	Vlt.	Sesión
88 FELIX PERIANE JIMENEZ	PROJECT RACING	HONDA	S300	192.5	9 Entrenamiento Cronometra
33 DANIEL VALLE MUÑOZ	HALCOURIER MS RACING	YAMAHA	S300	187.2	1 Entrenamiento Cronometra
94 JORGE HERNANDEZ RODRIGUEZ	GAS SCHOOL	KAWASAKI	S300	187.2	9 Entrenamiento Cronometra
23 SAMUEL DI SORA	MOTODES		S300	185.9	9 Entrenamiento Cronometra
16 ANDRES DOMINGUEZ CRESPO		YAMAHA	YR	183.4	10 Entrenamiento Cronometra
51 HUGO ROBERT			S300	183.4	2 Entrenamiento Cronometra
8 ALEX SANMARTIN VARELA	MIVIM - MOTOSJULIO	YAMAHA	S300	183.1	11 Entrenamiento Cronometra
89 ANTONIO MOLINA GARRIDO	MOTOR-UPV UNIVERSITY TEAM	HONDA	S300	182.7	4 Entrenamiento Cronometra
57 DORIAN DA-RE		YAMAHA	S300	182.4	2 Entrenamiento Cronometra
64 ASRIN RODI PAK	LORENZO GUADALAJARA	YAMAHA	YR	181.8	12 Entrenamiento Cronometra
72 TANIA FERNANDEZ ROSENDO	LORENZO PONTEVEDRA	YAMAHA	WO	181.2	12 Entrenamiento Cronometra
126 ADAM IÑIGUEZ GUZMAN		YAMAHA	YR	180.6	12 Entrenamiento Cronometra
133 OSCAR NUÑEZ ROLDAN		YAMAHA	YR	180.0	9 Entrenamiento Cronometra
82 NURIA LLABRES MASSANET		YAMAHA	WO	180.0	7 Entrenamiento Cronometra
99 SERGI DURA CALVET		YAMAHA	YR	180.0	2 Entrenamiento Cronometra
3 ROBERT ANDREW ROACH JR	LORENZO GUADALAJARA	YAMAHA	YR	179.7	1 Entrenamiento Cronometra
13 MARIO LUJAN SOTO		YAMAHA	YR	179.4	1 Entrenamiento Cronometra
15 SHEILA DEL C. DE LA FUENTE LUNA		YAMAHA	WO	179.4	1 Entrenamiento Cronometra
10 UNAI ORRADRE ABAD		YAMAHA	YR	179.1	9 Entrenamiento Cronometra
77 DESIREE AVALOS RAMIREZ	BOX77	YAMAHA	WO	178.8	1 Entrenamiento Cronometra
48 MICHELE CUCCU	LORENZO CERDEÑA	YAMAHA	YR	178.5	8 Entrenamiento Cronometra
21 EDUARDO MONTERO HUERTA	LORENZO GUADALAJARA	YAMAHA	YR	177.9	12 Entrenamiento Cronometra
27 ALEX PEREZ VIADEL	MOTOCUB SUECA	YAMAHA	YR	177.6	9 Entrenamiento Cronometra
46 MARCOS BARRIENTOS ANDRES		YAMAHA	YR	176.5	5 Entrenamiento Cronometra
22 MARTA MACHUCA SASTRE		YAMAHA	WO	176.2	9 Entrenamiento Cronometra



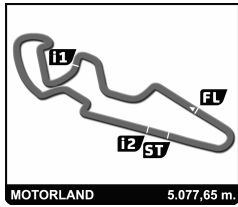
SUPERSPORT300 / YOUTH&WOMENS

RFME CAMPEONATO DE ESPAÑA DE VELOCIDAD

Entrenamiento Cronometrado 1

Secuencia de vueltas rápidas

Tiempo de sesión	Piloto	Equipo	Moto	Neumaticos	Tiempo	km/h	Vlt.
4:42.667	94 JORGE HERNANDEZ RODRIGUEZ	GAS SCHOOL	KAWASAKI	DUNLOP S30	2:20.542	130.0	2
5:07.242	33 DANIEL VALLE MUÑOZ	HALCOURIER MS RACING	YAMAHA	DUNLOP S30	2:20.091	130.5	2
7:02.655	94 JORGE HERNANDEZ RODRIGUEZ	GAS SCHOOL	KAWASAKI	DUNLOP S30	2:19.988	130.6	3
7:22.249	23 SAMUEL DI SORA	MOTODES		DUNLOP S30	2:19.979	130.6	3
7:23.180	33 DANIEL VALLE MUÑOZ	HALCOURIER MS RACING	YAMAHA	DUNLOP S30	2:15.938	134.5	3
11:54.758	33 DANIEL VALLE MUÑOZ	HALCOURIER MS RACING	YAMAHA	DUNLOP S30	2:15.307	135.1	5
16:25.305	33 DANIEL VALLE MUÑOZ	HALCOURIER MS RACING	YAMAHA	DUNLOP S30	2:15.204	135.2	7



SUPERSPORT300 / YOUTH&WOMENS

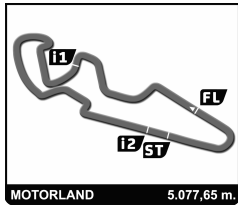
RFME CAMPEONATO DE ESPAÑA DE VELOCIDAD

Entrenamiento Cronometrado 1

Vuelta a vuelta

Mejor Personal Mejor de la sesión B Cruzando la línea de meta por el pit lane.

Vlt.	Tiempo	Sector 1	Sector 2	Sector 3	Km/h	T. Sesión	Vlt.	Tiempo	Sector 1	Sector 2	Sector 3	Km/h	T. Sesión	
3	ROBERT ANDREW ROACH JR USA							9	2:28.319 B	39.868	1:16.056	32.395	123.2	23:35.920
	LORENZO GUADALAJARA YAMAHA							10	3:52.232	2:08.558	1:17.579	26.095	78.7	27:28.152
1	2:48.857	51.944	1:28.832	28.081	108.2	2:48.857	11	2:21.528	39.941	1:15.493	26.094	129.1	29:49.680	
2	2:30.467	42.594	1:20.282	27.591	121.5	5:19.324	12	2:21.797	39.704	1:15.652	26.441	128.9	32:11.477	
3	2:30.383	41.755	1:21.206	27.422	121.5	7:49.707								
4	2:31.200	42.439	1:21.266	27.495	120.9	10:20.907								
5	2:36.836 B	42.339	1:20.132	34.365	116.5	12:57.743								
6	5:04.804	3:17.006	1:20.287	27.511	60.0	18:02.547								
7	2:28.167	41.869	1:19.119	27.179	123.4	20:30.714								
8	2:28.377	41.827	1:19.760	26.790	123.2	22:59.091								
9	2:27.374	42.038	1:18.541	26.795	124.0	25:26.465								
10	2:26.606	41.263	1:18.399	26.944	124.7	27:53.071								
11	2:27.681	41.938	1:18.678	27.065	123.8	30:20.752								
8	ALEX SANMARTIN VARELA ESP													
	MIVIM - MOTOSJULIO YAMAHA													
1	2:43.571	52.042	1:24.325	27.204	111.7	2:43.571								
2	2:26.913	43.460	1:17.146	26.307	124.4	5:10.484								
3	2:21.990	39.929	1:15.820	26.241	128.7	7:32.474								
4	2:22.907	40.321	1:16.359	26.227	127.9	9:55.381								
5	2:21.705	39.920	1:15.606	26.179	129.0	12:17.086								
6	2:20.729	40.025	1:15.000	25.704	129.9	14:37.815								
7	2:21.012	39.895	1:15.307	25.810	129.6	16:58.827								
8	2:45.014	54.002	1:23.873	27.139	110.8	19:43.841								
9	2:32.795	42.449	1:23.281	27.065	119.6	22:16.636								
10	2:26.810	42.133	1:18.113	26.564	124.5	24:43.446								
11	2:22.468	41.013	1:15.963	25.492	128.3	27:05.914								
12	2:20.939	39.894	1:15.557	25.488	129.7	29:26.853								
13	2:22.075	40.145	1:16.366	25.564	128.6	31:48.928								
10	UNAI ORRADRE ABAD ESP													
	YAMAHA													
1	2:47.535	51.008	1:29.110	27.417	109.1	2:47.535								
2	2:26.879	42.478	1:18.113	26.288	124.4	5:14.414								
3	2:24.359	41.399	1:16.893	26.067	126.6	7:38.773								
4	2:20.603	39.778	1:14.922	25.903	130.0	9:59.376								
5	2:20.330	39.575	1:14.879	25.876	130.2	12:19.706								
6	2:39.146 B	39.919	1:26.738	32.489	114.8	14:58.852								
7	3:59.207	2:17.664	1:15.756	25.787	76.4	18:58.059								
8	2:20.661	39.648	1:15.189	25.824	129.9	21:18.720								
9	2:19.794	39.405	1:14.827	25.562	130.7	23:38.514								
10	2:27.986	39.608	1:22.072	26.306	123.5	26:06.500								
11	2:22.368	40.446	1:15.905	26.017	128.4	28:28.868								
12	2:22.021	40.073	1:15.826	26.122	128.7	30:50.889								
15	SHEILA DEL C. DE LA FUENTE LUNA ESP													
	YAMAHA													
1	2:46.783	49.200	1:28.754	28.829	109.6	2:46.783								
2	2:32.359	43.099	1:21.826	27.434	120.0	5:19.142								
3	2:30.348	42.585	1:20.331	27.432	121.6	7:49.490								
4	2:30.847	42.957	1:20.743	27.147	121.2	10:20.337								
5	2:29.784	42.429	1:19.900	27.455	122.0	12:50.121								
6	2:30.331	43.160	1:19.680	27.491	121.6	15:20.452								
7	2:37.182 B	42.874	1:20.277	34.031	116.3	17:57.634								
8	3:30.653	1:41.309	1:21.621	27.723	86.8	21:28.287								
9	2:29.369	42.836	1:19.718	26.815	122.4	23:57.656								
10	2:30.480	42.554	1:20.631	27.295	121.5	26:28.136								
11	2:31.459	42.976	1:21.140	27.343	120.7	28:59.595								
12	2:30.453	43.011	1:19.808	27.634	121.5	31:30.048								
16	ANDRES DOMINGUEZ CRESPO ESP													
	YAMAHA													
1	3:03.601	58.812	1:35.069	29.720	99.5	3:03.601								
2	2:34.586	46.064	1:21.515	27.007	118.2	5:38.187								
3	2:26.634	41.995	1:18.068	26.571	124.6	8:04.821								
4	2:24.783	41.049	1:17.396	26.338	126.2	10:29.604								
5	2:23.588	40.603	1:16.779	26.206	127.3	12:53.192								
6	2:22.667	40.376	1:16.361	25.930	128.1	15:15.859								
7	2:22.098	40.029	1:16.180	25.889	128.6	17:37.957								
8	2:22.608	40.212	1:16.669	25.727	128.2	20:00.565								
9	2:22.227	40.507	1:15.970	25.750	128.5	22:22.792								
10	2:21.019	40.036	1:15.653	25.330	129.6	24:43.811								
11	2:21.323	40.255	1:15.440	25.628	129.3	27:05.134								
12	2:20.941	40.051	1:15.118	25.772	129.7	29:26.075								
13	2:22.089	40.221	1:15.955	25.913	128.6	31:48.164								
21	EDUARDO MONTERO HUERTA ESP													
	LORENZO GUADALAJARA YAMAHA													
1	2:54.991	52.461	1:32.988	29.542	104.4	2:54.991								
2	2:35.399	45.220	1:22.512	27.667	117.6	5:30.390								
3	2:31.041	42.808	1:20.936	27.297	121.0	8:01.431								
4	2:28.750	42.255	1:19.701	26.794	122.9	10:30.181								
5	2:27.381	41.573	1:18.783	27.025	124.0	12:57.562								
6	2:27.185	41.673	1:18.620	26.892	124.2	15:24.747								
7	2:27.762	41.670	1:19.052	27.040	123.7	17:52.509								
8	2:27.604	41.496	1:19.171	26.937	123.8	20:20.113								
9	2:27.551	41.530	1:19.045	26.976	123.9	22:47.664								
10	2:27.915	41.875	1:19.190	26.850	123.6	25:15.579								
11	2:27.675	41.692	1:18.597	27.386	123.8	27:43.254								
12	2:26.697	41.640	1:18.568	26.489	124.6	30:09.951								
22	MARTA MACHUCA SASTRE ESP													
	YAMAHA													
1	2:49.996	51.198	1:30.667	28.131	107.5	2:49.996								
2	2:34.664	43.794	1:22.628	28.242	118.2	5:24.660								
3	2:34.260	43.040	1:22.363	28.857	118.5	7:58.920								



SUPERSPORT300 / YOUTH&WOMENS

RFME CAMPEONATO DE ESPAÑA DE VELOCIDAD

Entrenamiento Cronometrado 1

Vuelta a vuelta

Mejor Personal Mejor de la sesión B Cruzando la línea de meta por el pit lane.

Vlt.	Tiempo	Sector 1	Sector 2	Sector 3	Km/h	T. Sesión
4	2:34.163	44.162	1:22.365	27.636	118.6	10:33.083
5	2:31.874	42.576	1:21.674	27.624	120.3	13:04.957
6	2:31.401	43.016	1:21.058	27.327	120.7	15:36.358
7	2:30.534	42.336	1:20.703	27.495	121.4	18:06.892
8	2:31.704	42.635	1:21.496	27.573	120.5	20:38.596
9	2:31.138	42.589	1:21.053	27.496	120.9	23:09.734
10	2:30.558	42.917	1:20.661	26.980	121.4	25:40.292
11	2:31.114	43.250	1:20.760	27.104	120.9	28:11.406
12	2:31.040	42.976	1:20.727	27.337	121.0	30:42.446

23 SAMUEL DI SORA		FRA				
MOTODES						
Vlt.	Tiempo	Sector 1	Sector 2	Sector 3	Km/h	T. Sesión
1	2:41.383	52.811	1:22.546	26.026	113.3	2:41.383
2	2:20.887	39.621	1:15.330	25.936	129.7	5:02.270
3	2:19.979	39.493	1:14.698	25.788	130.6	7:22.249
4	2:19.368	39.523	1:14.113	25.732	131.1	9:41.617
5	2:18.569	38.981	1:13.837	25.751	131.9	12:00.186
6	2:18.645	39.011	1:14.064	25.570	131.8	14:18.831
7	2:18.628	38.862	1:14.021	25.745	131.8	16:37.459
8	2:27.429 B	39.180	1:16.360	31.889	124.0	19:04.888
9	4:25.464	2:43.172	1:17.150	25.142	68.9	23:30.352
10	2:18.754	39.060	1:14.264	25.430	131.7	25:49.106
11	2:19.380	39.133	1:14.571	25.676	131.1	28:08.486
12	2:18.743	39.139	1:14.067	25.537	131.7	30:27.229

27 ALEX PEREZ VIADEL		ESP				
MOTOCLUB SUECA						
Vlt.	Tiempo	Sector 1	Sector 2	Sector 3	Km/h	T. Sesión
1	3:58.287	1:51.728	1:36.116	30.443	76.7	3:58.287
2	2:42.013	47.603	1:25.779	28.631	112.8	6:40.300
3	2:40.643	46.599	1:26.595	27.449	113.8	9:20.943
4	2:30.456	43.468	1:20.182	26.806	121.5	11:51.399
5	2:24.910	41.581	1:16.895	26.434	126.1	14:16.309
6	2:23.042	40.543	1:16.173	26.326	127.8	16:39.351
7	2:22.502	40.055	1:16.344	26.103	128.3	19:01.853
8	2:23.298	40.215	1:16.836	26.247	127.5	21:25.151
9	2:23.135	40.336	1:16.640	26.159	127.7	23:48.286
10	2:22.978	40.326	1:16.505	26.147	127.8	26:11.264
11	2:22.515	40.132	1:16.125	26.258	128.2	28:33.779
12	2:22.319	40.194	1:15.974	26.151	128.4	30:56.098

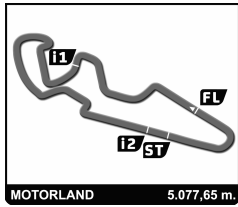
33 DANIEL VALLE MUÑOZ		ESP				
HALCOURIER MS RACING						
Vlt.	Tiempo	Sector 1	Sector 2	Sector 3	Km/h	T. Sesión
1	2:47.151	1:04.979	1:16.638	25.534	109.3	2:47.151
2	2:20.091	39.232	1:15.582	25.277	130.5	5:07.242
3	2:15.938	38.355	1:12.687	24.896	134.5	7:23.180
4	2:16.271	38.307	1:12.969	24.995	134.1	9:39.451
5	2:15.307	38.291	1:12.189	24.827	135.1	11:54.758
6	2:15.343	38.236	1:12.250	24.857	135.0	14:10.101
7	2:15.204	37.916	1:12.293	24.995	135.2	16:25.305
8	2:15.292	38.122	1:12.323	24.847	135.1	18:40.597
9	2:22.194 B	38.799	1:13.963	29.432	128.5	21:02.791
10	5:44.695	4:05.874	1:13.617	25.204	53.0	26:47.486
11	2:15.720	38.119	1:12.896	24.705	134.7	29:03.206
12	2:15.295	38.070	1:12.339	24.886	135.1	31:18.501

46 MARCOS BARRIENTOS ANDRES		ESP				
YAMAHA						
Vlt.	Tiempo	Sector 1	Sector 2	Sector 3	Km/h	T. Sesión
1	2:42.989	48.602	1:26.915	27.472	112.1	2:42.989
2	2:31.122	43.285	1:20.788	27.049	120.9	5:14.111
3	2:30.608	44.413	1:19.621	26.574	121.4	7:44.719
4	2:37.682	40.777	1:30.470	26.435	115.9	10:22.401
5	2:24.094	40.958	1:16.538	26.598	126.8	12:46.495
6	2:22.270	40.324	1:15.954	25.992	128.5	15:08.765
7	2:23.495	40.372	1:16.945	26.178	127.4	17:32.260
8	2:44.412 B	52.620	1:19.179	32.613	111.2	20:16.672
9	3:55.150	2:10.191	1:18.723	26.236	77.7	24:11.822
10	2:23.301	40.623	1:16.446	26.232	127.5	26:35.123
11	2:23.156	40.511	1:16.372	26.273	127.7	28:58.279
12	2:22.136	40.252	1:15.855	26.029	128.6	31:20.415

48 MICHELE CUCCU		ITA				
LORENZO CERDEÑA						
Vlt.	Tiempo	Sector 1	Sector 2	Sector 3	Km/h	T. Sesión
1	2:45.372	48.410	1:28.970	27.992	110.5	2:45.372
2	2:28.979	42.728	1:19.159	27.092	122.7	5:14.351
3	2:31.166	44.354	1:19.467	27.345	120.9	7:45.517
4	2:27.191	41.624	1:18.112	27.455	124.2	10:12.708
5	2:28.663	42.599	1:18.759	27.305	122.9	12:41.371
6	2:27.331	42.030	1:18.138	27.163	124.1	15:08.702
7	2:31.474 B	41.588	1:17.696	32.190	120.7	17:40.176
8	3:19.861	1:35.475	1:17.959	26.427	91.4	21:00.037
9	2:28.179	43.386	1:18.045	26.748	123.3	23:28.216
10	2:26.432	42.020	1:17.894	26.518	124.8	25:54.648
11	2:26.631	41.834	1:18.148	26.649	124.6	28:21.279
12	2:26.247	41.561	1:17.850	26.836	125.0	30:47.526

51 HUGO ROBERT		FRA				
Vlt.	Tiempo	Sector 1	Sector 2	Sector 3	Km/h	T. Sesión
1	2:53.869	1:07.389	1:20.199	26.281	105.1	2:53.869
2	2:20.860	39.895	1:15.624	25.341	129.8	5:14.729
3	2:25.627	44.710	1:15.287	25.630	125.5	7:40.356
4	2:20.470	39.703	1:15.161	25.606	130.1	10:00.826
5	2:19.070	39.282	1:14.351	25.437	131.4	12:19.896
6	2:32.070 B	41.477	1:19.651	30.942	120.2	14:51.966
7	3:35.511	1:54.488	1:15.393	25.630	84.8	18:27.477
8	2:19.654	39.520	1:14.771	25.363	130.9	20:47.131
9	2:19.433	39.183	1:14.932	25.318	131.1	23:06.564
10	2:19.885	39.382	1:15.365	25.138	130.7	25:26.449
11	2:19.004	39.228	1:14.284	25.492	131.5	27:45.453
12	2:21.050	39.739	1:15.577	25.734	129.6	30:06.503

57 DORIAN DA-RE		FRA				
YAMAHA						
Vlt.	Tiempo	Sector 1	Sector 2	Sector 3	Km/h	T. Sesión
1	2:54.766	1:07.671	1:20.948	26.147	104.6	2:54.766
2	2:20.936	39.733	1:15.757	25.446	129.7	5:15.702
3	2:22.682	41.284	1:15.757	25.641	128.1	7:38.384
4	2:19.776	39.701	1:14.402	25.673	130.8	9:58.160
5	2:19.087	39.284	1:14.080	25.723	131.4	12:17.247
6	2:19.426	39.216	1:14.667	25.543	131.1	14:36.673
7	2:24.509 B	39.594	1:15.574	29.341	126.5	17:01.182
8	3:39.009	1:56.849	1:16.444	25.716	83.5	20:40.191



SUPERSPORT300 / YOUTH&WOMENS

RFME CAMPEONATO DE ESPAÑA DE VELOCIDAD

Entrenamiento Cronometrado 1

Vuelta a vuelta

Mejor Personal Mejor de la sesión B Cruzando la línea de meta por el pit lane.

Vlt.	Tiempo	Sector 1	Sector 2	Sector 3	Km/h	T. Sesión
9	2:18.985	39.258	1:14.106	25.621	131.5	22:59.176
10	2:19.019	39.170	1:14.372	25.477	131.5	25:18.195
11	2:19.216	39.338	1:14.293	25.585	131.3	27:37.411
12	2:19.111	39.376	1:14.229	25.506	131.4	29:56.522
13	2:19.848	39.429	1:14.677	25.742	130.7	32:16.370

64 ASRIN RODI PAK		TUR				
LORENZO GUADALAJARA		YAMAHA				
1	2:43.317	47.475	1:28.924	26.918	111.9	2:43.317
2	2:24.988	42.046	1:17.016	25.926	126.1	5:08.305
3	2:21.527	39.999	1:15.527	26.001	129.1	7:29.832
4	2:21.700	39.953	1:15.671	26.076	129.0	9:51.532
5	2:20.835	39.660	1:15.171	26.004	129.8	12:12.367
6	2:19.981	39.475	1:14.810	25.696	130.6	14:32.348
7	2:41.870 B	47.115	1:20.067	34.688	112.9	17:14.218
8	4:20.648	1:56.599	1:47.688	36.361	70.1	21:34.866
9	2:21.349	40.034	1:15.762	25.553	129.3	23:56.215
10	2:20.053	39.749	1:14.739	25.565	130.5	26:16.268
11	2:20.228	40.073	1:14.598	25.557	130.3	28:36.496
12	2:19.492	39.438	1:14.531	25.523	131.0	30:55.988

72 TANIA FERNANDEZ ROSENDO		ESP				
LORENZO PONTEVEDRA		YAMAHA				
1	2:59.983	55.325	1:35.058	29.600	101.5	2:59.983
2	2:38.787	47.013	1:24.851	26.923	115.1	5:38.770
3	2:28.970	42.455	1:19.597	26.918	122.7	8:07.740
4	2:30.178	42.631	1:20.504	27.043	121.7	10:37.918
5	2:30.452	42.534	1:21.084	26.834	121.5	13:08.370
6	2:27.617	42.115	1:18.980	26.522	123.8	15:35.987
7	2:27.577	41.946	1:19.129	26.502	123.8	18:03.564
8	2:26.889	42.082	1:18.290	26.517	124.4	20:30.453
9	2:28.527	43.038	1:19.062	26.427	123.1	22:58.980
10	2:32.478	45.743	1:20.287	26.448	119.9	25:31.458
11	2:28.800	42.426	1:19.843	26.531	122.8	28:00.258
12	2:27.624	42.216	1:19.379	26.029	123.8	30:27.882

77 DESIREE AVALOS RAMIREZ		ESP				
BOX77		YAMAHA				
1	2:43.649	48.209	1:28.142	27.298	111.7	2:43.649
2	2:30.647	43.252	1:19.337	28.058	121.3	5:14.296
3	2:30.770	44.201	1:19.586	26.983	121.2	7:45.066
4	2:26.184	41.612	1:17.679	26.893	125.0	10:11.250
5	2:24.693	41.033	1:16.788	26.872	126.3	12:35.943
6	2:22.990	40.680	1:16.070	26.240	127.8	14:58.933
7	2:24.075	41.017	1:16.803	26.255	126.9	17:23.008
8	2:24.588	40.865	1:17.133	26.590	126.4	19:47.596
9	2:24.671	41.062	1:16.885	26.724	126.3	22:12.267
10	2:24.724	40.902	1:17.344	26.478	126.3	24:36.991
11	2:23.942	40.772	1:16.576	26.594	127.0	27:00.933
12	2:24.560	40.784	1:17.240	26.536	126.4	29:25.493
13	2:23.148	40.575	1:16.592	25.981	127.7	31:48.641

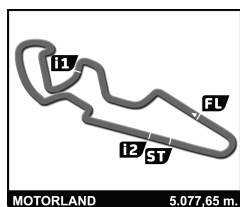
82 NURIA LLABRES MASSANET		ESP				
		YAMAHA				
1	2:43.173	48.901	1:26.599	27.673	112.0	2:43.173
2	2:31.548	43.318	1:21.934	26.296	120.6	5:14.721

Vlt.	Tiempo	Sector 1	Sector 2	Sector 3	Km/h	T. Sesión
3	2:41.061	44.367	1:28.696	27.998	113.5	7:55.782
4	2:24.009	40.687	1:16.747	26.575	126.9	10:19.791
5	2:24.474	40.717	1:17.062	26.695	126.5	12:44.265
6	2:23.703	40.666	1:16.650	26.387	127.2	15:07.968
7	2:24.458	41.412	1:17.200	25.846	126.5	17:32.426
8	2:23.467	40.781	1:16.211	26.475	127.4	19:55.893
9	2:23.202	40.623	1:16.574	26.005	127.6	22:19.095
10	2:23.668	40.328	1:17.355	25.985	127.2	24:42.763
11	2:22.687	40.453	1:16.143	26.091	128.1	27:05.450
12	2:21.062	40.019	1:15.292	25.751	129.6	29:26.512
13	2:22.186	40.054	1:16.226	25.906	128.5	31:48.698

88 FELIX PERIANE JIMENEZ		ESP				
PROJECT RACING		HONDA				
1	2:43.556	53.173	1:24.171	26.212	111.7	2:43.556
2	2:29.265 B	40.453	1:17.478	31.334	122.4	5:12.821
3	3:59.076	2:17.713	1:16.593	24.770	76.4	9:11.897
4	2:17.295	39.033	1:13.696	24.566	133.1	11:29.192
5	2:16.850	38.659	1:13.649	24.542	133.6	13:46.042
6	2:27.834 B	39.633	1:17.996	30.205	123.6	16:13.876
7	4:49.457	3:09.689	1:15.059	24.709	63.1	21:03.333
8	2:36.670 B	39.355	1:27.049	30.266	116.7	23:40.003
9	3:46.856	2:05.619	1:16.642	24.595	80.6	27:26.859
10	2:17.351	38.881	1:13.815	24.655	133.1	29:44.210
11	2:16.759	38.458	1:13.722	24.579	133.6	32:00.969

89 ANTONIO MOLINA GARRIDO		ESP				
MOTOR-UPV UNIVERSITY TEAM		HONDA				
1	2:37.949	49.431	1:21.960	26.558	115.7	2:37.949
2	3:06.327 B	41.140	1:50.752	34.435	98.1	5:44.276
3	7:02.155	5:13.036	1:22.506	26.613	43.3	12:46.431
4	2:26.058	41.647	1:17.996	26.415	125.1	15:12.489
5	2:24.296	41.054	1:16.772	26.470	126.7	17:36.785
6	2:23.731	40.501	1:17.206	26.024	127.2	20:00.516
7	2:23.932	40.832	1:17.354	25.746	127.0	22:24.448
8	2:24.220	40.636	1:17.835	25.749	126.7	24:48.668
9	2:23.715	40.819	1:17.131	25.765	127.2	27:12.383
10	2:25.758	41.012	1:18.549	26.197	125.4	29:38.141
11	2:24.466	40.824	1:17.599	26.043	126.5	32:02.607

94 JORGE HERNANDEZ RODRIGUEZ		ESP				
GAS SCHOOL		KAWASAKI				
1	2:22.125	38.921	1:17.064	26.140	128.6	2:22.125
2	2:20.542	39.439	1:15.184	25.919	130.0	4:42.667
3	2:19.988	39.318	1:14.959	25.711	130.6	7:02.655
4	2:20.291	39.576	1:15.028	25.687	130.3	9:22.946
5	2:27.324 B	40.919	1:15.686	30.719	124.1	11:50.270
6	3:21.388	1:39.597	1:16.157	25.634	90.8	15:11.658
7	2:20.118	39.187	1:15.469	25.462	130.4	17:31.776
8	2:19.368	39.085	1:14.661	25.622	131.1	19:51.144
9	2:27.404	47.266	1:14.982	25.156	124.0	22:18.548
10	2:57.857 B	39.422	1:38.087	40.348	102.8	25:16.405
11	4:36.626	2:54.927	1:16.110	25.589	66.1	29:53.031
12	2:29.082	45.540	1:17.669	25.873	122.6	32:22.113



SUPERSPORT300 / YOUTH&WOMENS

RFME CAMPEONATO DE ESPAÑA DE VELOCIDAD

Entrenamiento Cronometrado 1

Vuelta a vuelta

■ Mejor Personal ■ Mejor de la sesión B Cruzando la línea de meta por el pit lane.

Vlt.	Tiempo	Sector 1	Sector 2	Sector 3	Km/h	T. Sesión	Vlt.	Tiempo	Sector 1	Sector 2	Sector 3	Km/h	T. Sesión	
99	SERGI DURA CALVET						ESP							
													YAMAHA	
1	2:47.814	49.742	1:30.885	27.187	108.9	2:47.814								
2	2:27.866	42.604	1:18.893	26.369	123.6	5:15.680								
3	2:29.459	43.401	1:19.469	26.589	122.3	7:45.139								
4	2:25.118	41.002	1:17.380	26.736	125.9	10:10.257								
5	2:24.768	41.199	1:16.876	26.693	126.3	12:35.025								
6	2:23.960	40.678	1:16.802	26.480	127.0	14:58.985								
7	2:28.879 B	40.702	1:16.965	31.212	122.8	17:27.864								
8	3:30.882	1:44.465	1:20.009	26.408	86.7	20:58.746								
9	2:32.380	45.013	1:21.137	26.230	119.9	23:31.126								
10	2:23.788	40.817	1:16.983	25.988	127.1	25:54.914								
11	2:24.538	40.896	1:17.110	26.532	126.5	28:19.452								
12	2:23.276	40.613	1:16.335	26.328	127.6	30:42.728								
126	ADAM IÑIGUEZ GUZMAN						ESP							
													YAMAHA	
1	3:57.705	1:51.287	1:36.479	29.939	76.9	3:57.705								
2	2:42.263	47.819	1:26.062	28.382	112.6	6:39.968								
3	2:40.769	46.672	1:26.725	27.372	113.7	9:20.737								
4	2:30.588	43.029	1:20.784	26.775	121.4	11:51.325								
5	2:21.653	40.326	1:15.516	25.811	129.0	14:12.978								
6	2:21.444	39.523	1:16.139	25.782	129.2	16:34.422								
7	2:19.785	39.311	1:14.727	25.747	130.8	18:54.207								
8	2:19.430	39.262	1:14.526	25.642	131.1	21:13.637								
9	2:18.827	39.199	1:14.230	25.398	131.7	23:32.464								
10	2:18.472	39.004	1:14.119	25.349	132.0	25:50.936								
11	2:18.767	39.013	1:14.140	25.614	131.7	28:09.703								
12	2:18.147	38.931	1:14.006	25.210	132.3	30:27.850								
133	OSCAR NUÑEZ ROLDAN						ESP							
													YAMAHA	
1	4:18.774	2:20.625	1:30.312	27.837	70.6	4:18.774								
2	2:28.346	44.565	1:17.578	26.203	123.2	6:47.120								
3	2:24.743	40.598	1:18.095	26.050	126.3	9:11.863								
4	2:20.619	39.920	1:14.534	26.165	130.0	11:32.482								
5	2:19.555	39.422	1:14.475	25.658	131.0	13:52.037								
6	2:20.625	39.683	1:15.116	25.826	130.0	16:12.662								
7	2:22.051	39.655	1:16.542	25.854	128.7	18:34.713								
8	2:26.935 B	40.292	1:16.401	30.242	124.4	21:01.648								
9	4:26.317	2:44.163	1:16.910	25.244	68.6	25:27.965								
10	2:20.844	39.837	1:15.139	25.868	129.8	27:48.809								
11	2:19.942	39.493	1:14.970	25.479	130.6	30:08.751								