

PREMOTO3

RFME CAMPEONATO DE ESPAÑA DE VELOCIDAD

Carrera 1 (8 Vueltas, 40,6 km.)

Amended

Clasificación

Piloto	Nac	Equipo	Moto	Neumaticos	Vlts.	Tiempo	Dif.	Km/h	Mejor Vuelta			
									Vlt.	Tiempo	Km/h	
1	34 PEDRO ACOSTA SANCHEZ	ESP	CUNA DE CAMPEONES	MIR RACING	DUNLOP	8	16:34.444	-	147.0	4	2:03.303	148.2
2	11 ALEX ESCRIG RECHE	ESP	MRW-ASPAR TEAM	BEON	DUNLOP	8	16:34.788	+0.344	147.0	4	2:03.120	148.5
3	76 JULIAN GIRAL ROMERO	ESP	SCHOOL TEAM ESTRELLA GALICIA 0.0	BEON	DUNLOP	8	16:35.089	+0.645	146.9	7	2:03.634	147.8
4	7 BARRY BALTUS	BEL	AJO ACADEMY	BEON	DUNLOP	8	16:35.561	+1.117	146.9	5	2:03.235	148.3
5	46 DAVID SALVADOR GOMEZ	ESP	CUNA DE CAMPEONES	MIR RACING	DUNLOP	8	16:35.886	+1.442	146.8	6	2:03.761	147.7
6	99 CARLOS TATAY VILA	ESP	MRW-ASPAR TEAM	BEON	DUNLOP	8	16:35.915	+1.471	146.8	6	2:03.692	147.8
7	66 ADRIAN HUERTAS DEL OLMO	ESP	CUNA DE CAMPEONES	MIR RACING	DUNLOP	8	16:36.166	+1.722	146.8	5	2:03.365	148.2
8	30 LORENZO FELLON	FRA	AJO ACADEMY	BEON	DUNLOP	8	16:46.980	+12.536	145.2	4	2:04.655	146.6
9	96 DANIEL HOLLGADO MIRALLES	ESP	SCHOOL TEAM ESTRELLA GALICIA 0.0	BEON	DUNLOP	8	16:47.074	+12.630	145.2	4	2:04.551	146.7
10	31 ADRIAN FERNANDEZ GONZALEZ	ESP	AJO ACADEMY	BEON	DUNLOP	8	16:47.723	+13.279	145.1	4	2:04.611	146.7
11	35 JOSHUA BAUER	GER	SCHOOL TEAM ESTRELLA GALICIA 0.0	BEON	DUNLOP	8	16:56.106	+21.662	143.9	2	2:05.434	145.7
12	12 BORJA GOMEZ RUS	ESP	BRIEFING COMPETICION	MIR RACING	DUNLOP	8	17:06.873	+32.429	142.4	8	2:07.383	143.5
13	57 KENNY KOSKINEN	FIN	H43 TEAM NOBBY	BEON	DUNLOP	8	17:07.134	+32.690	142.4	8	2:07.378	143.5
14	93 TOM BERÇOT	FRA	BLUFAQ HMA RACING	BEON	DUNLOP	8	17:07.282	+32.838	142.3	8	2:07.287	143.6
15	53 BRIAN DAVID HART	GBR	JEREZ ANDALUCIA MOTOR TALENT	RC SPORT	DUNLOP	8	17:07.445	+33.001	142.3	8	2:07.439	143.4
16	58 IÑIGO IGLESIAS BRAVO	ESP	IMC TEAM		DUNLOP	8	17:15.349	+40.905	141.2	4	2:07.269	143.6
17	18 MIGUEL MARTIN MARCO	ESP	IGAXTEAM	BEON	DUNLOP	8	17:20.318	+45.874	140.6	2	2:08.420	142.3
18	50 ONDREJ VOSTATEK	CZE	ETG RACING	BEON	DUNLOP	8	17:20.390	+45.946	140.5	2	2:08.930	141.8
19	37 MAURO GONZALEZ ROJAS	ESP	GECI MOTORSPORT	EME	DUNLOP	8	17:28.104	+53.660	139.5	3	2:09.668	141.0
20	25 LUIS M. VERDUGO DE LA TORRE	ESP			DUNLOP	8	17:31.427	+56.983	139.1	8	2:09.740	140.9
21	14 MARIA BELLOT BERNABE	ESP	GASSS-SCHOOL COMPETICION	BEON	DUNLOP	8	17:31.752	+57.308	139.0	8	2:09.770	140.8
22	23 JORDI RAPOSEIRAS BERENGUEF AND			MIR RACING	DUNLOP	8	17:38.848	+1:04.404	138.1	6	2:10.984	139.5
23	8 VASCO CORREIA ESTURRADO	POR	TEAM MOTO CLU LOULÉ CONCELHO	MORIWAKI	DUNLOP	8	17:40.475	+1:06.031	137.9	3	2:11.375	139.1
24	4 KIKO MARIA	POR	MOTOR LOVERS	BEON	DUNLOP	8	17:51.724	+1:17.280	136.4	7	2:12.912	137.5

No clasificados:

45 CLEMENT ROUGE FRA TEAM C-RACER MORIWAKI DUNLOP 1 2:08.939

Excluidos

51 TRISTAN WALCH AUS ALARXA RACING TEAM DUNLOP 8 18:25.270 2 2:13.026 137.4

No salidos

27 NICOLAS CZYBA GER BLUFAQ HMA RACING BEON DUNLOP

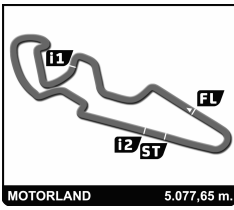
Pole		Vuelta Rápida	
	P. ACOSTA SANCHEZ		2:02.967
Vlt. 4	ALEX ESCRIG RECHE		2:03.120

#51 EXCLUIDO ART. 3 Y 8 R.T. CEV

Hora de publicación:

Estado de pista: **SECO**

Director de carrera:	Cronometrador:
----------------------	----------------



PREMOTO3

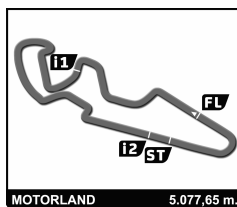
RFME CAMPEONATO DE ESPAÑA DE VELOCIDAD

Carrera 1

Planing

VUELTA

Nº	Pos	Grid	1	2	3	4	5	6	7	8
34	1	34	34	66	34	34	34	34	34	34
66	2	66	11	34	11	11	11	66	11	11
99	3	99	66	76	76	66	7	11	66	76
46	4	46	76	11	66	76	66	76	76	7
76	5	76	46	46	46	7	76	7	7	46
11	6	11	99	7	99	46	46	46	99	99
31	7	31	7	99	7	99	99	99	46	66
7	8	7	96	31	30	30	30	31	30	30
30	9	30	31	96	96	96	96	96	31	96
96	10	96	30	30	31	31	31	30	96	31
27	11	27	45	35	35	35	35	35	35	35
35	12	35	35	12	12	12	12	12	12	12
45	13	45	53	53	53	57	57	57	57	57
12	14	12	12	93	57	53	53	53	93	93
57	15	57	57	57	93	93	58	93	53	53
93	16	93	93	58	58	58	93	58	58	58
58	17	58	58	50	50	18	18	18	50	18
53	18	53	50	18	18	50	50	50	18	50
50	19	50	18	37	37	37	37	37	37	37
18	20	18	25	14	14	25	14	25	25	25
37	21	37	37	25	25	14	25	14	14	14
25	22	25	14	8	8	8	23	23	23	23
23	23	23	8	23	23	23	8	8	8	8
14	24	14	23	4	51	51	4	4	4	4
8	25	8	4	51	4	4	51	51	51	51
4	26	4	51							
51	27	51								



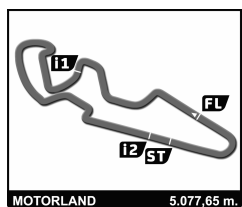
PREMOTO3

RFME CAMPEONATO DE ESPAÑA DE VELOCIDAD

Carrera 1

Mejores tiempos de sector

SECTOR 1			SECTOR 2			SECTOR 3			Pos	Piloto	Vuelta Ideal	Mejor Vuelta
Pos	Piloto	Tiempo	Piloto	Tiempo	Piloto	Tiempo	Pos					
1	34 P.ACOSTA SANCHEZ	34.569	34 P.ACOSTA SANCHEZ	1:06.107	7 B.BALTUS	21.929	1	7 B.BALTUS	2:02.984	2:03.235	(2)	
2	11 A.ESCRIG RECHE	34.738	7 B.BALTUS	1:06.211	46 D.SALVADOR GOMEZ	22.108	2	11 A.ESCRIG RECHE	2:03.120	2:03.120	(1)	
3	66 A.HUERTAS DEL OLMO	34.793	66 A.HUERTAS DEL OLMO	1:06.227	11 A.ESCRIG RECHE	22.136	3	66 A.HUERTAS DEL OLMO	2:03.171	2:03.365	(4)	
4	76 J.GIRAL ROMERO	34.832	11 A.ESCRIG RECHE	1:06.246	66 A.HUERTAS DEL OLMO	22.151	4	34 P.ACOSTA SANCHEZ	2:03.201	2:03.303	(3)	
5	7 B.BALTUS	34.844	99 C.TATAY VILA	1:06.385	76 J.GIRAL ROMERO	22.196	5	76 J.GIRAL ROMERO	2:03.483	2:03.634	(5)	
6	31 A.FERNANDEZ GONZALEZ	34.883	76 J.GIRAL ROMERO	1:06.455	99 C.TATAY VILA	22.231	6	99 C.TATAY VILA	2:03.533	2:03.692	(6)	
7	46 D.SALVADOR GOMEZ	34.916	46 D.SALVADOR GOMEZ	1:06.625	96 D.HOLGADO MIRALLES	22.356	7	46 D.SALVADOR GOMEZ	2:03.649	2:03.761	(7)	
8	99 C.TATAY VILA	34.917	31 A.FERNANDEZ GONZALEZ	1:06.980	30 L.FELLON	22.391	8	31 A.FERNANDEZ GONZALEZ	2:04.275	2:04.611	(9)	
9	30 L.FELLON	35.024	96 D.HOLGADO MIRALLES	1:07.055	31 A.FERNANDEZ GONZALEZ	22.412	9	30 L.FELLON	2:04.545	2:04.655	(10)	
10	96 D.HOLGADO MIRALLES	35.140	30 L.FELLON	1:07.130	34 P.ACOSTA SANCHEZ	22.525	10	96 D.HOLGADO MIRALLES	2:04.551	2:04.551	(8)	
11	35 J.BAUER	35.264	35 J.BAUER	1:07.389	35 J.BAUER	22.563	11	35 J.BAUER	2:05.216	2:05.434	(11)	
12	93 T.BERÇOT	35.691	45 C.ROUGE	1:07.818	58 I.IGLESIAS BRAVO	22.723	12	45 C.ROUGE	2:06.247			
13	45 C.ROUGE	35.695	57 K.KOSKINEN	1:08.132	45 C.ROUGE	22.734	13	93 T.BERÇOT	2:06.835	2:07.287	(13)	
14	12 B.GOMEZ RUS	35.841	93 T.BERÇOT	1:08.281	37 M.GONZALEZ ROJAS	22.802	14	57 K.KOSKINEN	2:07.144	2:07.378	(14)	
15	53 B.HART	35.909	53 B.HART	1:08.355	93 T.BERÇOT	22.863	15	58 I.IGLESIAS BRAVO	2:07.197	2:07.269	(12)	
16	58 I.IGLESIAS BRAVO	35.960	12 B.GOMEZ RUS	1:08.496	57 K.KOSKINEN	22.971	16	53 B.HART	2:07.273	2:07.439	(16)	
17	57 K.KOSKINEN	36.041	58 I.IGLESIAS BRAVO	1:08.514	12 B.GOMEZ RUS	22.995	17	12 B.GOMEZ RUS	2:07.332	2:07.383	(15)	
18	50 O.VOSTATEK	36.337	18 M.MARTIN MARCO	1:08.821	53 B.HART	23.009	18	18 M.MARTIN MARCO	2:08.275	2:08.420	(17)	
19	18 M.MARTIN MARCO	36.375	50 O.VOSTATEK	1:09.047	18 M.MARTIN MARCO	23.079	19	50 O.VOSTATEK	2:08.695	2:08.930	(18)	
20	37 M.GONZALEZ ROJAS	36.590	25 L.VERDUGO DE LA TORRE	1:09.421	14 M.BELLOT BERNABE	23.232	20	37 M.GONZALEZ ROJAS	2:09.024	2:09.668	(19)	
21	25 L.VERDUGO DE LA TORRE	36.761	14 M.BELLOT BERNABE	1:09.596	25 L.VERDUGO DE LA TORRE	23.296	21	25 L.VERDUGO DE LA TORRE	2:09.478	2:09.740	(20)	
22	14 M.BELLOT BERNABE	36.826	37 M.GONZALEZ ROJAS	1:09.632	50 O.VOSTATEK	23.311	22	14 M.BELLOT BERNABE	2:09.654	2:09.770	(21)	
23	23 J.RAPOSEIRAS BERENGUE	36.843	8 V.CORREIA ESTURRADO	1:10.358	4 K.MARIA	23.525	23	23 J.RAPOSEIRAS BERENGUE	2:10.816	2:10.984	(22)	
24	8 V.CORREIA ESTURRADO	36.956	23 J.RAPOSEIRAS BERENGUE	1:10.395	23 J.RAPOSEIRAS BERENGUE	23.578	24	8 V.CORREIA ESTURRADO	2:10.975	2:11.375	(23)	
25	51 T.WALCH	37.344	51 T.WALCH	1:11.263	8 V.CORREIA ESTURRADO	23.661	25	4 K.MARIA	2:12.381	2:12.912	(24)	
26	4 K.MARIA	37.487	4 K.MARIA	1:11.369	51 T.WALCH	23.956	26	51 T.WALCH	2:12.563	2:13.026	(25)	



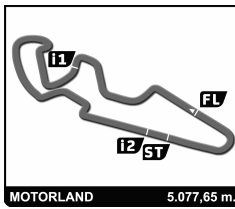
PREMOTO3

RFME CAMPEONATO DE ESPAÑA DE VELOCIDAD

Después de Carrera 1

Velocidad máxima del evento

Piloto	Equipo	Moto	V. Max	Vlt.	Sesión
30	LORENZO FELLON	AJO ACADEMY	BEON	220.0	1 Carrera 1
7	BARRY BALTUS	AJO ACADEMY	BEON	217.7	4 Entrenamiento Cronometra
11	ALEX ESCRIG RECHE	MRW-ASPAR TEAM	BEON	216.4	7 Entrenamiento Cronometra
46	DAVID SALVADOR GOMEZ	CUNA DE CAMPEONES	MIR RACING	216.4	6 Carrera 1
76	JULIAN GIRAL ROMERO	SCHOOL TEAM ESTRELLA GALICIA 0,0	BEON	216.0	2 Carrera 1
34	PEDRO ACOSTA SANCHEZ	CUNA DE CAMPEONES	MIR RACING	215.6	3 Entrenamiento Cronometra
66	ADRIAN HUERTAS DEL OLMO	CUNA DE CAMPEONES	MIR RACING	215.1	7 Entrenamiento Cronometra
35	JOSHUA BAUER	SCHOOL TEAM ESTRELLA GALICIA 0,0	BEON	214.3	3 Entrenamiento Cronometra
99	CARLOS TATAY VILA	MRW-ASPAR TEAM	BEON	214.3	3 Carrera 1
31	ADRIAN FERNANDEZ GONZALEZ	AJO ACADEMY	BEON	213.9	2 Entrenamiento Cronometra
58	IÑIGO IGLESIAS BRAVO	IMC TEAM		213.9	4 Entrenamiento Cronometra
12	BORJA GOMEZ RUS	BRIEFING COMPETICION	MIR RACING	213.4	6 Entrenamiento Cronometra
93	TOM BERÇOT	BLUMAQ HMA RACING	BEON	212.6	7 Entrenamiento Cronometra
45	CLEMENT ROUGE	TEAM C-RACER	MORIWAKI	212.2	6 Entrenamiento Cronometra
27	NICOLAS CZYBA	BLUMAQ HMA RACING	BEON	211.8	2 Entrenamiento Cronometra
57	KENNY KOSKINEN	H43 TEAM NOBBY	BEON	211.4	5 Entrenamiento Cronometra
96	DANIEL HOLGADO MIRALLES	SCHOOL TEAM ESTRELLA GALICIA 0,0	BEON	211.4	4 Entrenamiento Cronometra
37	MAURO GONZALEZ ROJAS	GECI MOTORSPORT	EME	209.7	1 Carrera 1
14	MARIA BELLOT BERNABE	GASSS-SCHOOL COMPETICION	BEON	209.3	1 Carrera 1
53	BRIAN DAVID HART	JEREZ ANDALUCIA MOTOR TALENT	RC SPORT	208.1	3 Entrenamiento Cronometra
18	MIGUEL MARTIN MARCO	IGAXTEAM	BEON	207.3	3 Entrenamiento Cronometra
4	KIKO MARIA	MOTOR LOVERS	BEON	206.1	8 Entrenamiento Cronometra
23	JORDI RAPOSEIRAS BERENGUERAS		MIR RACING	205.7	12 Entrenamiento Cronometra
50	ONDREJ VOSTATEK	ETG RACING	BEON	205.3	3 Entrenamiento Cronometra
8	VASCO CORREIA ESTURRADO	TEAM MOTO CLU LOULÉ CONCELHO	MORIWAKI	203.8	6 Entrenamiento Cronometra
25	LUIS M. VERDUGO DE LA TORRE			203.0	1 Carrera 1
51	TRISTAN WALCH	ALARXA RACING TEAM		199.3	1 Carrera 1



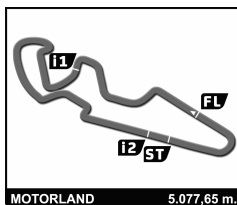
PREMOTO3

RFME CAMPEONATO DE ESPAÑA DE VELOCIDAD

Carrera 1

Secuencia de lideres

Nº	Piloto	Equipo	Moto	Vuelta Inicio	Vuelta Final	Vlts.	Total Vlts.
34	PEDRO ACOSTA SANCHEZ	CUNA DE CAMPEONES	MIR RACING	1	1	1	1
66	ADRIAN HUERTAS DEL OLMO	CUNA DE CAMPEONES	MIR RACING	2	2	1	1
34	PEDRO ACOSTA SANCHEZ	CUNA DE CAMPEONES	MIR RACING	3	8	6	7



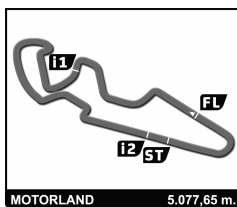
PREMOTO3

RFME CAMPEONATO DE ESPAÑA DE VELOCIDAD

Carrera 1

Secuencia de vueltas rápidas

Tiempo de sesión	Piloto	Equipo	Moto	Neumaticos	Tiempo	km/h	Vlt.
4:11.343	66 ADRIAN HUERTAS DEL OLMO	CUNA DE CAMPEONES	MIR RACING	DUNLOP	2:05.060	146.1	2
4:11.463	76 JULIAN GIRAL ROMERO	SCHOOL TEAM ESTRELLA GALICIA 0,0	BEON	DUNLOP	2:04.154	147.2	2
6:15.275	34 PEDRO ACOSTA SANCHEZ	CUNA DE CAMPEONES	MIR RACING	DUNLOP	2:03.890	147.5	3
8:18.578	34 PEDRO ACOSTA SANCHEZ	CUNA DE CAMPEONES	MIR RACING	DUNLOP	2:03.303	148.2	4
8:18.656	11 ALEX ESCRIG RECHE	MRW-ASPAR TEAM	BEON	DUNLOP	2:03.120	148.5	4



PREMOTO3

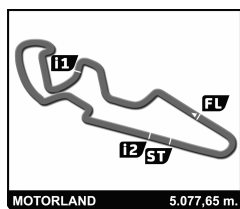
RFME CAMPEONATO DE ESPAÑA DE VELOCIDAD

Carrera 1

Tiempos por vuelta

■ Piloto Doblado

Nº	Tiempo	Dif.	Nº	Tiempo	Dif.	Nº	Tiempo	Dif.	Nº	Tiempo	Dif.	Nº	Tiempo	Dif.
Vuelta 1			Vuelta 3			34	2:04.513		66	2:03.735	0.258			
34	2:06.162		34	2:03.890		11	2:04.498	0.063	76	2:03.634	0.446			
11	2:06.184	0.022	11	2:04.044	0.261	7	2:03.235	0.154	7	2:03.686	0.506			
66	2:06.283	0.121	76	2:04.550	0.738	66	2:03.365	0.186	99	2:03.796	0.887			
76	2:07.309	1.147	66	2:04.821	0.889	76	2:04.018	0.886	46	2:04.025	1.089			
46	2:07.318	1.156	46	2:04.565	0.951	46	2:03.990	1.131	30	2:05.386	10.469			
99	2:07.465	1.303	99	2:04.040	1.015	99	2:03.890	1.227	31	2:05.557	10.589			
7	2:07.784	1.622	7	2:04.368	1.121	30	2:05.890	6.301	96	2:05.602	10.639			
96	2:08.556	2.394	30	2:04.921	3.572	96	2:05.891	6.374	35	2:07.000	17.139			
31	2:08.697	2.535	96	2:05.193	3.748	31	2:05.829	6.451	12	2:08.013	28.571			
30	2:08.879	2.717	31	2:05.303	3.827	35	2:07.150	11.269	57	2:08.249	28.837			
45	2:08.939	2.777	35	2:05.579	5.924	12	2:08.187	20.519	93	2:07.345	29.076			
35	2:10.186	4.024	12	2:08.010	12.536	57	2:08.005	20.567	53	2:07.507	29.087			
53	2:11.992	5.830	53	2:07.980	12.824	53	2:08.840	21.650	58	2:10.212	33.772			
12	2:12.068	5.906	57	2:07.990	12.891	58	2:08.760	21.730	50	2:09.518	38.947			
57	2:12.110	5.948	93	2:08.040	12.933	93	2:09.038	21.898	18	2:09.735	39.037			
93	2:12.179	6.017	58	2:07.526	13.517	18	2:09.910	26.968	37	2:10.679	47.140			
58	2:12.877	6.715	50	2:09.264	15.982	50	2:09.952	27.635	25	2:10.026	50.768			
50	2:13.063	6.901	18	2:09.169	16.043	37	2:11.994	33.443	14	2:10.059	51.063			
18	2:13.729	7.567	37	2:09.668	19.530	14	2:11.014	37.646	23	2:12.248	56.424			
25	2:14.427	8.265	14	2:10.926	23.353	25	2:11.290	37.728	8	2:11.415	57.626			
37	2:14.728	8.566	25	2:10.852	23.457	23	2:11.113	41.020	4	2:12.912	1:07.662			
14	2:16.493	10.331	8	2:11.375	24.506	8	2:13.606	41.723	51	2:21.680	1:33.786			
8	2:16.558	10.396	23	2:11.718	26.601	4	2:13.346	49.150	Vuelta 8					
23	2:18.703	12.541	51	2:13.151	30.518	51	2:18.500	54.252	34	2:03.525				
4	2:19.373	13.211	4	2:13.395	30.677	Vuelta 6				11	2:03.625	0.344		
51	2:19.616	13.454	Vuelta 4				34	2:04.098		76	2:03.724	0.645		
			34	2:03.303		66	2:04.165	0.253	7	2:04.136	1.117			
			11	2:03.120	0.078	11	2:04.324	0.289	46	2:03.878	1.442			
			66	2:03.748	1.334	76	2:03.754	0.542	99	2:04.109	1.471			
			76	2:03.946	1.381	7	2:04.494	0.550	66	2:04.989	1.722			
			7	2:03.614	1.432	46	2:03.761	0.794	30	2:05.592	12.536			
			46	2:04.006	1.654	99	2:03.692	0.821	96	2:05.516	12.630			
			99	2:04.138	1.850	31	2:06.409	8.762	31	2:06.215	13.279			
			30	2:04.655	4.924	96	2:06.491	8.767	35	2:08.048	21.662			
			96	2:04.551	4.996	30	2:06.610	8.813	12	2:07.383	32.429			
			31	2:04.611	5.135	35	2:06.698	13.869	57	2:07.378	32.690			
			35	2:06.011	8.632	12	2:07.867	24.288	93	2:07.287	32.838			
			12	2:07.612	16.845	57	2:07.849	24.318	53	2:07.439	33.001			
			57	2:07.487	17.075	53	2:07.758	25.310	58	2:10.658	40.905			
			53	2:07.802	17.323	93	2:07.661	25.461	18	2:10.362	45.874			
			93	2:07.743	17.373	58	2:09.658	27.290	50	2:10.524	45.946			
			58	2:07.269	17.483	18	2:10.162	33.032	37	2:10.045	53.660			
			18	2:08.831	21.571	50	2:09.622	33.159	25	2:09.740	56.983			
			50	2:09.517	22.196	37	2:10.846	40.191	14	2:09.770	57.308			
			37	2:09.735	25.962	25	2:10.842	44.472	23	2:11.505	1:04.404			
			25	2:10.797	30.951	14	2:11.186	44.734	8	2:11.930	1:06.031			
			14	2:11.095	31.145	23	2:10.984	47.906	4	2:13.143	1:17.280			
			8	2:11.427	32.630	8	2:12.316	49.941	51	2:20.565	1:50.826			
			23	2:11.122	34.420	4	2:13.428	58.480						
			51	2:13.050	40.265	51	2:25.682	1:15.836						
			4	2:12.943	40.317	Vuelta 7								
			Vuelta 5				34	2:03.730						
			34	2:03.303		11	2:03.685	0.244						
			11	2:03.120	0.078									



PREMOTO3

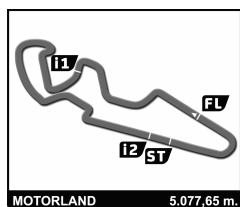
RFME CAMPEONATO DE ESPAÑA DE VELOCIDAD

Carrera 1

Vuelta a vuelta

Mejor Personal Mejor de la sesión B Cruzando la línea de meta por el pit lane.

Vlt.	Tiempo	Sector 1	Sector 2	Sector 3	Km/h	T. Sesión	Vlt.	Tiempo	Sector 1	Sector 2	Sector 3	Km/h	T. Sesión		
4	KIKO MARIA						POR	14	MARIA BELLOT BERNABE						ESP
	MOTOR LOVERS						BEON		GASSS-SCHOOL COMPETICION						BEON
1	2:19.373	43.157	1:12.382	23.834	131.1	2:19.373	1	2:16.493	42.758	1:10.194	23.541	133.9	2:16.493		
2	2:13.184	37.487	1:11.747	23.950	137.2	4:32.557	2	2:11.209	37.083	1:10.587	23.539	139.3	4:27.702		
3	2:13.395	38.183	1:11.401	23.811	137.0	6:45.952	3	2:10.926	37.082	1:10.263	23.581	139.6	6:38.628		
4	2:12.943	38.037	1:11.381	23.525	137.5	8:58.895	4	2:11.095	37.583	1:10.236	23.276	139.4	8:49.723		
5	2:13.346	37.885	1:11.533	23.928	137.1	11:12.241	5	2:11.014	36.982	1:10.394	23.638	139.5	11:00.737		
6	2:13.428	37.744	1:11.664	24.020	137.0	13:25.669	6	2:11.186	37.628	1:10.326	23.232	139.3	13:11.923		
7	2:12.912	37.784	1:11.369	23.759	137.5	15:38.581	7	2:10.059	36.941	1:09.596	23.522	140.5	15:21.982		
8	2:13.143	37.728	1:11.432	23.983	137.3	17:51.724	8	2:09.770	36.826	1:09.651	23.293	140.8	17:31.752		
7	BARRY BALTUS						BEL	18	MIGUEL MARTIN MARCO						ESP
	AJO ACADEMY						BEON		IGAXTEAM						BEON
1	2:07.784	37.761	1:07.576	22.447	143.0	2:07.784	1	2:13.729	40.972	1:09.678	23.079	136.7	2:13.729		
2	2:04.244	35.031	1:07.043	22.170	147.1	4:12.028	2	2:08.420	36.375	1:08.821	23.224	142.3	4:22.149		
3	2:04.368	35.062	1:07.163	22.143	147.0	6:16.396	3	2:09.169	36.410	1:09.104	23.655	141.5	6:31.318		
4	2:03.614	35.042	1:06.643	21.929	147.9	8:20.010	4	2:08.831	36.624	1:08.851	23.356	141.9	8:40.149		
5	2:03.235	34.844	1:06.211	22.180	148.3	10:23.245	5	2:09.910	36.798	1:09.465	23.647	140.7	10:50.059		
6	2:04.494	34.984	1:07.160	22.350	146.8	12:27.739	6	2:10.162	36.795	1:09.594	23.773	140.4	13:00.221		
7	2:03.686	35.001	1:06.607	22.078	147.8	14:31.425	7	2:09.735	36.699	1:09.459	23.577	140.9	15:09.956		
8	2:04.136	34.995	1:06.735	22.406	147.2	16:35.561	8	2:10.362	36.708	1:10.179	23.475	140.2	17:20.318		
8	VASCO CORREIA ESTURRADO						POR	23	JORDI RAPOSEIRAS BERENGUERAS						AND
	TEAM MOTO CLU LOULÉ CONCELHO						MORIWAKI		MIR RACING						MIR RACING
1	2:16.558	41.973	1:10.648	23.937	133.8	2:16.558	1	2:18.703	41.357	1:10.614	26.732	131.8	2:18.703		
2	2:11.848	37.421	1:10.766	23.661	138.6	4:28.406	2	2:11.455	37.342	1:10.485	23.628	139.0	4:30.158		
3	2:11.375	36.956	1:10.631	23.788	139.1	6:39.781	3	2:11.718	36.867	1:11.052	23.799	138.8	6:41.876		
4	2:11.427	37.163	1:10.463	23.801	139.1	8:51.208	4	2:11.122	36.931	1:10.613	23.578	139.4	8:52.998		
5	2:13.606	37.695	1:12.031	23.880	136.8	11:04.814	5	2:11.113	36.843	1:10.593	23.677	139.4	11:04.111		
6	2:12.316	37.118	1:10.995	24.203	138.1	13:17.130	6	2:10.984	36.946	1:10.395	23.643	139.5	13:15.095		
7	2:11.415	37.136	1:10.358	23.921	139.1	15:28.545	7	2:12.248	37.747	1:10.652	23.849	138.2	15:27.343		
8	2:11.930	37.225	1:10.639	24.066	138.5	17:40.475	8	2:11.505	36.953	1:10.671	23.881	139.0	17:38.848		
11	ALEX ESCRIG RECHE						ESP	25	LUIS M. VERDUGO DE LA TORRE						ESP
	MRW-ASPAR TEAM						BEON								
1	2:06.184	36.901	1:07.045	22.238	144.8	2:06.184	1	2:14.427	40.701	1:10.430	23.296	136.0	2:14.427		
2	2:05.308	35.302	1:07.078	22.928	145.9	4:11.492	2	2:13.453	37.226	1:12.394	23.833	137.0	4:27.880		
3	2:04.044	35.087	1:06.694	22.263	147.3	6:15.536	3	2:10.852	37.236	1:10.159	23.457	139.7	6:38.732		
4	2:03.120	34.738	1:06.246	22.136	148.5	8:18.656	4	2:10.797	37.203	1:09.933	23.661	139.7	8:49.529		
5	2:04.498	34.921	1:06.957	22.620	146.8	10:23.154	5	2:11.290	37.315	1:10.375	23.600	139.2	11:00.819		
6	2:04.324	35.193	1:06.887	22.244	147.0	12:27.478	6	2:10.842	37.048	1:10.103	23.691	139.7	13:11.661		
7	2:03.685	34.980	1:06.547	22.158	147.8	14:31.163	7	2:10.026	36.923	1:09.456	23.647	140.6	15:21.687		
8	2:03.625	34.880	1:06.487	22.258	147.8	16:34.788	8	2:09.740	36.761	1:09.421	23.558	140.9	17:31.427		
12	BORJA GOMEZ RUS						ESP	30	LORENZO FELLON						FRA
	BRIEFING COMPETICION						MIR RACING		AJO ACADEMY						BEON
1	2:12.068	39.291	1:09.551	23.226	138.4	2:12.068	1	2:08.879	38.804	1:07.658	22.417	141.8	2:08.879		
2	2:07.733	35.978	1:08.760	22.995	143.1	4:19.801	2	2:05.047	35.481	1:07.148	22.418	146.2	4:13.926		
3	2:08.010	35.902	1:09.009	23.099	142.8	6:27.811	3	2:04.921	35.333	1:07.130	22.458	146.3	6:18.847		
4	2:07.612	35.841	1:08.699	23.072	143.2	8:35.423	4	2:04.655	35.024	1:07.240	22.391	146.6	8:23.502		
5	2:08.187	36.317	1:08.824	23.046	142.6	10:43.610	5	2:05.890	35.618	1:07.779	22.493	145.2	10:29.392		
6	2:07.867	36.184	1:08.583	23.100	142.9	12:51.477	6	2:06.610	35.983	1:07.933	22.694	144.4	12:36.002		
7	2:08.013	35.974	1:08.978	23.061	142.8	14:59.490	7	2:05.386	35.426	1:07.396	22.564	145.8	14:41.388		
8	2:07.383	35.855	1:08.496	23.032	143.5	17:06.873	8	2:05.592	35.403	1:07.564	22.625	145.5	16:46.980		



PREMOTO3

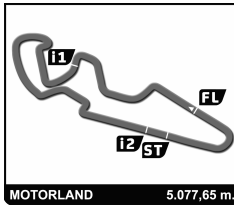
RFME CAMPEONATO DE ESPAÑA DE VELOCIDAD

Carrera 1

Vuelta a vuelta

Mejor Personal Mejor de la sesión B Cruzando la línea de meta por el pit lane.

Vlt.	Tiempo	Sector 1	Sector 2	Sector 3	Km/h	T. Sesión	Vlt.	Tiempo	Sector 1	Sector 2	Sector 3	Km/h	T. Sesión		
31	ADRIAN FERNANDEZ GONZALEZ	ESP						5	2:03.990	35.055	1:06.625	22.310	147.4	10:24.222	
	AJO ACADEMY	BEON						6	2:03.761	34.916	1:06.737	22.108	147.7	12:27.983	
1	2:08.697	37.991	1:08.284	22.422	142.0	2:08.697	7	2:04.025	35.113	1:06.668	22.244	147.4	14:32.008		
2	2:05.102	35.369	1:07.114	22.619	146.1	4:13.799	8	2:03.878	34.959	1:06.639	22.280	147.5	16:35.886		
3	2:05.303	35.677	1:06.980	22.646	145.9	6:19.102									
4	2:04.611	34.883	1:07.316	22.412	146.7	8:23.713									
5	2:05.829	35.513	1:07.566	22.750	145.3	10:29.542									
6	2:06.409	35.530	1:08.084	22.795	144.6	12:35.951									
7	2:05.557	35.605	1:07.384	22.568	145.6	14:41.508									
8	2:06.215	35.420	1:07.511	23.284	144.8	16:47.723									
34	PEDRO ACOSTA SANCHEZ	ESP						50	ONDREJ VOSTATEK	CZE					
	CUNA DE CAMPEONES	MIR RACING							ETG RACING	BEON					
1	2:06.162	36.704	1:06.870	22.588	144.9	2:06.162	1	2:13.063	40.340	1:09.269	23.454	137.4	2:13.063		
2	2:05.223	35.511	1:06.914	22.798	146.0	4:11.385	2	2:08.930	36.410	1:09.209	23.311	141.8	4:21.993		
3	2:03.890	34.840	1:06.471	22.579	147.5	6:15.275	3	2:09.264	36.337	1:09.368	23.559	141.4	6:31.257		
4	2:03.303	34.671	1:06.107	22.525	148.2	8:18.578	4	2:09.517	37.151	1:09.047	23.319	141.1	8:40.774		
5	2:04.513	35.212	1:06.718	22.583	146.8	10:23.091	5	2:09.952	36.591	1:09.960	23.401	140.6	10:50.726		
6	2:04.098	34.966	1:06.594	22.538	147.3	12:27.189	6	2:09.622	36.783	1:09.118	23.721	141.0	13:00.348		
7	2:03.730	34.629	1:06.331	22.770	147.7	14:30.919	7	2:09.518	36.934	1:09.190	23.394	141.1	15:09.866		
8	2:03.525	34.569	1:06.305	22.651	148.0	16:34.444	8	2:10.524	36.575	1:10.405	23.544	140.0	17:20.390		
35	JOSHUA BAUER	GER						51	TRISTAN WALCH	AUS					
	SCHOOL TEAM ESTRELLA GALICIA 0,0	BEON							ALARXA RACING TEAM						
1	2:10.186	39.619	1:08.004	22.563	140.4	2:10.186	1	2:19.616	43.521	1:12.083	24.012	130.9	2:19.616		
2	2:05.434	35.264	1:07.389	22.781	145.7	4:15.620	2	2:13.026	37.546	1:11.524	23.956	137.4	4:32.642		
3	2:05.579	35.311	1:07.447	22.821	145.5	6:21.199	3	2:13.151	37.344	1:11.265	24.542	137.3	6:45.793		
4	2:06.011	35.489	1:07.652	22.870	145.0	8:27.210	4	2:13.050	37.438	1:11.263	24.349	137.4	8:58.843		
5	2:07.150	35.896	1:08.227	23.027	143.7	10:34.360	5	2:18.500	38.110	1:13.526	26.864	132.0	11:17.343		
6	2:06.698	35.651	1:07.969	23.078	144.3	12:41.058	6	2:25.682	42.832	1:16.588	26.262	125.5	13:43.025		
7	2:07.000	35.589	1:08.231	23.180	143.9	14:48.058	7	2:21.680	40.455	1:15.496	25.729	129.0	16:04.705		
8	2:08.048	36.013	1:08.611	23.424	142.7	16:56.106	8	2:20.565	39.483	1:15.153	25.929	130.0	18:25.270		
37	MAURO GONZALEZ ROJAS	ESP						53	BRIAN DAVID HART	GBR					
	GECCI MOTORSPORT	EME							JEREZ ANDALUCIA MOTOR TALENT	RC SPORT					
1	2:14.728	41.844	1:10.082	22.802	135.7	2:14.728	1	2:11.992	39.907	1:09.076	23.009	138.5	2:11.992		
2	2:10.409	37.151	1:09.983	23.275	140.2	4:25.137	2	2:08.127	36.213	1:08.804	23.110	142.6	4:20.119		
3	2:09.668	36.590	1:09.799	23.279	141.0	6:34.805	3	2:07.980	35.909	1:08.859	23.212	142.8	6:28.099		
4	2:09.735	36.636	1:09.778	23.321	140.9	8:44.540	4	2:07.802	36.097	1:08.654	23.051	143.0	8:35.901		
5	2:11.994	36.764	1:11.594	23.636	138.5	10:56.534	5	2:08.840	36.357	1:09.360	23.123	141.9	10:44.741		
6	2:10.846	37.330	1:10.147	23.369	139.7	13:07.380	6	2:07.758	36.164	1:08.378	23.216	143.1	12:52.499		
7	2:10.679	37.005	1:10.257	23.417	139.9	15:18.059	7	2:07.507	35.964	1:08.473	23.070	143.3	15:00.006		
8	2:10.045	36.994	1:09.632	23.419	140.5	17:28.104	8	2:07.439	35.941	1:08.355	23.143	143.4	17:07.445		
45	CLEMENT ROUGE	FRA						57	KENNY KOSKINEN	FIN					
	TEAM C-RACER	MORIWAKI							H43 TEAM NOBBY	BEON					
1	2:08.939	38.387	1:07.818	22.734	141.8	2:08.939	1	2:12.110	40.015	1:09.012	23.083	138.3	2:12.110		
							2	2:08.066	36.381	1:08.564	23.121	142.7	4:20.176		
							3	2:07.990	36.041	1:08.736	23.213	142.8	6:28.166		
							4	2:07.487	36.187	1:08.132	23.168	143.4	8:35.653		
							5	2:08.005	36.247	1:08.787	22.971	142.8	10:43.658		
							6	2:07.849	36.324	1:08.510	23.015	143.0	12:51.507		
							7	2:08.249	36.081	1:08.924	23.244	142.5	14:59.756		
							8	2:07.378	36.056	1:08.342	22.980	143.5	17:07.134		
46	DAVID SALVADOR GOMEZ	ESP						58	IÑIGO IGLESIAS BRAVO	ESP					
	CUNA DE CAMPEONES	MIR RACING							IMC TEAM						
1	2:07.318	37.501	1:07.201	22.616	143.6	2:07.318	1	2:12.877	40.996	1:08.980	22.901	137.5	2:12.877		
2	2:04.343	35.410	1:06.669	22.264	147.0	4:11.661	2	2:08.389	36.097	1:09.226	23.066	142.4	4:21.266		
3	2:04.565	35.378	1:06.894	22.293	146.7	6:16.226	3	2:07.526	35.960	1:08.624	22.942	143.3	6:28.792		
4	2:04.006	34.985	1:06.786	22.235	147.4	8:20.232	4	2:07.269	36.032	1:08.514	22.723	143.6	8:36.061		



PREMOTO3 RFME CAMPEONATO DE ESPAÑA DE VELOCIDAD

Carrera 1

Vuelta a vuelta

Mejor Personal Mejor de la sesión B Cruzando la línea de meta por el pit lane.

Vlt.	Tiempo	Sector 1	Sector 2	Sector 3	Km/h	T. Sesión	Vlt.	Tiempo	Sector 1	Sector 2	Sector 3	Km/h	T. Sesión
5	2:08.760	36.057	1:09.403	23.300	141.9	10:44.821	5	2:03.890	34.993	1:06.385	22.512	147.5	10:24.318
6	2:09.658	36.347	1:09.763	23.548	141.0	12:54.479	6	2:03.692	34.917	1:06.456	22.319	147.8	12:28.010
7	2:10.212	36.748	1:09.965	23.499	140.4	15:04.691	7	2:03.796	34.986	1:06.537	22.273	147.6	14:31.806
8	2:10.658	36.792	1:10.317	23.549	139.9	17:15.349	8	2:04.109	35.015	1:06.643	22.451	147.3	16:35.915

66 ADRIAN HUERTAS DEL OLMO ESP						
CUNA DE CAMPEONES MIR RACING						
1	2:06.283	37.197	1:06.935	22.151	144.7	2:06.283
2	2:05.060	35.078	1:07.384	22.598	146.1	4:11.343
3	2:04.821	35.362	1:06.983	22.476	146.4	6:16.164
4	2:03.748	34.810	1:06.249	22.689	147.7	8:19.912
5	2:03.365	34.814	1:06.227	22.324	148.2	10:23.277
6	2:04.165	34.872	1:06.756	22.537	147.2	12:27.442
7	2:03.735	34.793	1:06.441	22.501	147.7	14:31.177
8	2:04.989	34.944	1:06.772	23.273	146.2	16:36.166

76 JULIAN GIRAL ROMERO ESP						
SCHOOL TEAM ESTRELLA GALICIA 0,0 BEON						
1	2:07.309	37.657	1:07.392	22.260	143.6	2:07.309
2	2:04.154	35.086	1:06.466	22.602	147.2	4:11.463
3	2:04.550	35.420	1:06.650	22.480	146.7	6:16.013
4	2:03.946	34.832	1:06.582	22.532	147.5	8:19.959
5	2:04.018	35.092	1:06.455	22.471	147.4	10:23.977
6	2:03.754	34.935	1:06.521	22.298	147.7	12:27.731
7	2:03.634	34.940	1:06.498	22.196	147.8	14:31.365
8	2:03.724	34.948	1:06.474	22.302	147.7	16:35.089

93 TOM BERÇOT FRA						
BLUMAQ HMA RACING BEON						
1	2:12.179	39.446	1:09.432	23.301	138.3	2:12.179
2	2:07.989	36.311	1:08.815	22.863	142.8	4:20.168
3	2:08.040	36.369	1:08.478	23.193	142.7	6:28.208
4	2:07.743	36.393	1:08.350	23.000	143.1	8:35.951
5	2:09.038	36.460	1:09.256	23.322	141.6	10:44.989
6	2:07.661	36.289	1:08.400	22.972	143.2	12:52.650
7	2:07.345	36.055	1:08.281	23.009	143.5	14:59.995
8	2:07.287	35.691	1:08.390	23.206	143.6	17:07.282

96 DANIEL HOLGADO MIRALLES ESP						
SCHOOL TEAM ESTRELLA GALICIA 0,0 BEON						
1	2:08.556	38.109	1:07.970	22.477	142.2	2:08.556
2	2:05.274	35.398	1:07.189	22.687	145.9	4:13.830
3	2:05.193	35.574	1:07.100	22.519	146.0	6:19.023
4	2:04.551	35.140	1:07.055	22.356	146.7	8:23.574
5	2:05.891	35.346	1:07.829	22.716	145.2	10:29.465
6	2:06.491	35.499	1:08.136	22.856	144.5	12:35.956
7	2:05.602	35.778	1:07.287	22.537	145.5	14:41.558
8	2:05.516	35.524	1:07.401	22.591	145.6	16:47.074

99 CARLOS TATAY VILA ESP						
MRW-ASPAR TEAM BEON						
1	2:07.465	37.519	1:07.480	22.466	143.4	2:07.465
2	2:04.785	35.359	1:06.949	22.477	146.5	4:12.250
3	2:04.040	34.999	1:06.810	22.231	147.3	6:16.290
4	2:04.138	35.000	1:06.617	22.521	147.2	8:20.428