

# PREMOTO3

## RFME CAMPEONATO DE ESPAÑA DE VELOCIDAD

### Entrenamiento Cronometrado 2

Amended

### Clasificación

Nº	Piloto	Nac	Equipo	Moto	Neumaticos	Tiempo	Vlt.	Total	Dif.	Km/h
1	34 PEDRO ACOSTA SANCHEZ	ESP	CUNA DE CAMPEONES	MIR RACING	DUNLOP	2:02.967	9	9	-	148.6
2	66 ADRIAN HUERTAS DEL OLMO	ESP	CUNA DE CAMPEONES	MIR RACING	DUNLOP	2:03.502	8	9	+0.535	148.0
3	99 CARLOS TATAY VILA	ESP	MRW-ASPAR TEAM	BEON	DUNLOP	2:03.574	11	13	+0.607	147.9
4	46 DAVID SALVADOR GOMEZ	ESP	CUNA DE CAMPEONES	MIR RACING	DUNLOP	2:03.863	9	9	+0.896	147.6
5	76 JULIAN GIRAL ROMERO	ESP	SCHOOL TEAM ESTRELLA GALICIA 0.0	BEON	DUNLOP	2:04.026	10	11	+1.059	147.4
6	11 ALEX ESCRIG RECHE	ESP	MRW-ASPAR TEAM	BEON	DUNLOP	2:04.219	12	13	+1.252	147.1
7	31 ADRIAN FERNANDEZ GONZALEZ	ESP	AJO ACADEMY	BEON	DUNLOP	2:04.368	2	12	+1.401	147.0
8	7 BARRY BALTUS	BEL	AJO ACADEMY	BEON	DUNLOP	2:04.635	3	6	+1.668	146.6
9	30 LORENZO FELLON	FRA	AJO ACADEMY	BEON	DUNLOP	2:04.810	6	8	+1.843	146.4
10	96 DANIEL HOLGADO MIRALLES	ESP	SCHOOL TEAM ESTRELLA GALICIA 0.0	BEON	DUNLOP	2:05.114	3	14	+2.147	146.1
11	27 NICOLAS CZYBA	GER	BLUMAQ HMA RACING	BEON	DUNLOP	2:05.290	11	13	+2.323	145.9
12	35 JOSHUA BAUER	GER	SCHOOL TEAM ESTRELLA GALICIA 0.0	BEON	DUNLOP	2:05.868	9	11	+2.901	145.2
13	45 CLEMENT ROUGE	FRA	TEAM C-RACER	MORIWAKI	DUNLOP	2:06.123	8	12	+3.156	144.9
14	12 BORJA GOMEZ RUS	ESP	BRIEFING COMPETICION	MIR RACING	DUNLOP	2:06.630	11	13	+3.663	144.3
15	57 KENNY KOSKINEN	FIN	H43 TEAM NOBBY	BEON	DUNLOP	2:06.902	4	12	+3.935	144.0
16	93 TOM BERÇOT	FRA	BLUMAQ HMA RACING	BEON	DUNLOP	2:06.955	4	13	+3.988	144.0
17	53 BRIAN DAVID HART	GBR	JEREZ ANDALUCIA MOTOR TALENT	RC SPORT	DUNLOP	2:07.275	2	13	+4.308	143.6
18	50 ONDREJ VOSTATEK	CZE	ETG RACING	BEON	DUNLOP	2:08.458	3	13	+5.491	142.3
19	18 MIGUEL MARTIN MARCO	ESP	IGAXTEAM	BEON	DUNLOP	2:08.758	12	14	+5.791	142.0
20	37 MAURO GONZALEZ ROJAS	ESP	GECI MOTORSPORT	EME	DUNLOP	2:09.272	9	10	+6.305	141.4
21	25 LUIS M. VERDUGO DE LA TORRE	ESP		MIR RACING	DUNLOP	2:09.885	13	13	+6.918	140.7
22	23 JORDI RAPOSEIRAS BERENGUER	AND		MIR RACING	DUNLOP	2:10.070	12	13	+7.103	140.5
23	14 MARIA BELLOT BERNABE	ESP	GASSS-SCHOOL COMPETICION	BEON	DUNLOP	2:10.419	5	6	+7.452	140.1
24	8 VASCO CORREIA ESTURRADO	POR	TEAM MOTO CLU LOULÉ CONCELHO	MORIWAKI	DUNLOP	2:11.714	9	12	+8.747	138.8
25	4 KIKO MARIA	POR	MOTOR LOVERS	BEON	DUNLOP	2:12.708	7	14	+9.741	137.7

Tiempo Máximo: 2:21.412

51	TRISTAN WALCH	AUS	ALARXA RACING TEAM	DUNLOP				13		
58	IÑIGO IGLESIAS BRAVO	ESP	IMC TEAM	DUNLOP				13		

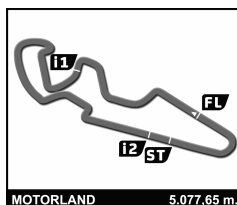
Vuelta Rápida	Vlt. 9	PEDRO ACOSTA SANCHEZ	2:02.967	148.6 Kph
---------------	--------	----------------------	----------	-----------

#58 - ANULACION TIEMPOS ART.106 R.D. RFME  
#51 - ANULACION TIEMPOS ART. 3 Y 8 R.TECNICO CEV 2017

Hora de publicación: .....

Estado de la pista: **SECO**

Director de carrera:	Cronometrador:
----------------------	----------------



## PREMOTO3

### RFME CAMPEONATO DE ESPAÑA DE VELOCIDAD

#### Entrenamiento Cronometrado

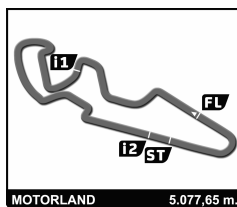
#### Clasificación

Amended

Nº Piloto	Nat	Equipo	Sesión 1		Sesión 2		Tiempo	Dif.			
			Tiempo	Vit.	Tiempo	Vit.					
1	34	PEDRO ACOSTA SANCHEZ	ESP	CUNA DE CAMPEONES	2:02.977	9	2:02.967	9	2:02.967		
2	66	ADRIAN HUERTAS DEL OLMO	ESP	CUNA DE CAMPEONES	2:04.275	8	2:03.502	8	2:03.502	+0.535	+0.535
3	99	CARLOS TATAY VILA	ESP	MRW-ASPAR TEAM	2:04.822	10	2:03.574	11	2:03.574	+0.607	+0.072
4	46	DAVID SALVADOR GOMEZ	ESP	CUNA DE CAMPEONES	2:04.212	7	2:03.863	9	2:03.863	+0.896	+0.289
5	76	JULIAN GIRAL ROMERO	ESP	SCHOOL TEAM ESTRELLA GALICIA 0,0	2:04.667	9	2:04.026	10	2:04.026	+1.059	+0.163
6	11	ALEX ESCRIG RECHE	ESP	MRW-ASPAR TEAM	2:05.148	8	2:04.219	12	2:04.219	+1.252	+0.193
7	31	ADRIAN FERNANDEZ GONZALEZ	ESP	AJO ACADEMY	2:05.264	4	2:04.368	2	2:04.368	+1.401	+0.149
8	7	BARRY BALTUS	BEL	AJO ACADEMY	2:04.521	10	2:04.635	3	2:04.521	+1.554	+0.153
9	30	LORENZO FELLON	FRA	AJO ACADEMY	2:05.166	6	2:04.810	6	2:04.810	+1.843	+0.289
10	96	DANIEL HOLGADO MIRALLES	ESP	SCHOOL TEAM ESTRELLA GALICIA 0,0	2:05.290	13	2:05.114	3	2:05.114	+2.147	+0.304
11	27	NICOLAS CZYBA	GER	BLUMAQ HMA RACING	2:06.625	11	2:05.290	11	2:05.290	+2.323	+0.176
12	35	JOSHUA BAUER	GER	SCHOOL TEAM ESTRELLA GALICIA 0,0	2:06.617	13	2:05.868	9	2:05.868	+2.901	+0.578
13	45	CLEMENT ROUGE	FRA	TEAM C-RACER	2:06.492	6	2:06.123	8	2:06.123	+3.156	+0.255
14	12	BORJA GOMEZ RUS	ESP	BRIEFING COMPETICION	2:08.351	7	2:06.630	11	2:06.630	+3.663	+0.507
15	57	KENNY KOSKINEN	FIN	H43 TEAM NOBBY	2:07.113	12	2:06.902	4	2:06.902	+3.935	+0.272
16	93	TOM BERÇOT	FRA	BLUMAQ HMA RACING	2:07.305	9	2:06.955	4	2:06.955	+3.988	+0.053
17	58	IÑIGO IGLESIAS BRAVO	ESP	IMC TEAM	2:07.051	13			2:07.051	+4.084	+0.096
18	53	BRIAN DAVID HART	GBR	JEREZ ANDALUCIA MOTOR TALENT	2:07.849	10	2:07.275	2	2:07.275	+4.308	+0.224
19	50	ONDREJ VOSTATEK	CZE	ETG RACING	2:08.960	7	2:08.458	3	2:08.458	+5.491	+1.183
20	18	MIGUEL MARTIN MARCO	ESP	IGAXTEAM	2:08.480	9	2:08.758	12	2:08.480	+5.513	+0.022
21	37	MAURO GONZALEZ ROJAS	ESP	GECI MOTORSPORT	2:10.486	10	2:09.272	9	2:09.272	+6.305	+0.792
22	25	LUIS M. VERDUGO DE LA TORRE	ESP		2:10.994	10	2:09.885	13	2:09.885	+6.918	+0.613
23	23	JORDI RAPOSEIRAS BERENGUER	AND		2:11.205	8	2:10.070	12	2:10.070	+7.103	+0.185
24	14	MARIA BELLOT BERNABE	ESP	GASSS-SCHOOL COMPETICION	2:10.905	10	2:10.419	5	2:10.419	+7.452	+0.349
25	8	VASCO CORREIA ESTURRADO	POR	TEAM MOTO CLU LOULÉ CONCELHO	2:11.195	9	2:11.714	9	2:11.195	+8.228	+0.776
26	4	KIKO MARIA	POR	MOTOR LOVERS	2:12.426	9	2:12.708	7	2:12.426	+9.459	+1.231
27	51	TRISTAN WALCH	AUS	ALARXA RACING TEAM	2:14.128	13			2:14.128	+11.161	+1.702

Hora publicación: .....

Director de carrera:	Cronometrador:
----------------------	----------------



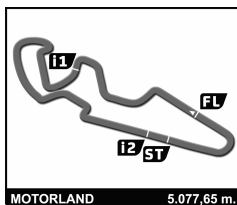
## PREMOTO3

### RFME CAMPEONATO DE ESPAÑA DE VELOCIDAD

#### Entrenamiento Cronometrado 2

#### Mejores tiempos de sector

SECTOR 1			SECTOR 2			SECTOR 3			Pos	Piloto	Vuelta Ideal	Mejor Vuelta
Pos	Piloto	Tiempo	Piloto	Tiempo	Piloto	Tiempo	Pos	Piloto				
1	34 P.ACOSTA SANCHEZ	34.374	34 P.ACOSTA SANCHEZ	1:06.097	76 J.GIRAL ROMERO	22.188	1	34 P.ACOSTA SANCHEZ	2:02.753	2:02.967	(1)	
2	66 A.HUERTAS DEL OLMO	34.726	66 A.HUERTAS DEL OLMO	1:06.370	30 L.FELLON	22.216	2	99 C.TATAY VILA	2:03.488	2:03.574	(3)	
3	46 D.SALVADOR GOMEZ	34.803	99 C.TATAY VILA	1:06.421	99 C.TATAY VILA	22.256	3	66 A.HUERTAS DEL OLMO	2:03.502	2:03.502	(2)	
4	99 C.TATAY VILA	34.811	46 D.SALVADOR GOMEZ	1:06.439	34 P.ACOSTA SANCHEZ	22.282	4	46 D.SALVADOR GOMEZ	2:03.733	2:03.863	(4)	
5	11 A.ESCRIG RECHE	34.886	7 B.BALTUS	1:06.732	31 A.FERNANDEZ GONZALEZ	22.286	5	76 J.GIRAL ROMERO	2:04.026	2:04.026	(5)	
6	31 A.FERNANDEZ GONZALEZ	35.007	11 A.ESCRIG RECHE	1:06.805	7 B.BALTUS	22.397	6	11 A.ESCRIG RECHE	2:04.130	2:04.219	(6)	
7	76 J.GIRAL ROMERO	35.007	76 J.GIRAL ROMERO	1:06.831	66 A.HUERTAS DEL OLMO	22.406	7	31 A.FERNANDEZ GONZALEZ	2:04.151	2:04.368	(7)	
8	96 D.HOLGADO MIRALLES	35.136	31 A.FERNANDEZ GONZALEZ	1:06.858	11 A.ESCRIG RECHE	22.439	8	7 B.BALTUS	2:04.297	2:04.635	(8)	
9	30 L.FELLON	35.157	30 L.FELLON	1:07.055	46 D.SALVADOR GOMEZ	22.491	9	30 L.FELLON	2:04.428	2:04.810	(9)	
10	7 B.BALTUS	35.168	96 D.HOLGADO MIRALLES	1:07.061	27 N.CZYBA	22.496	10	96 D.HOLGADO MIRALLES	2:04.722	2:05.114	(10)	
11	35 J.BAUER	35.375	27 N.CZYBA	1:07.394	96 D.HOLGADO MIRALLES	22.525	11	27 N.CZYBA	2:05.290	2:05.290	(11)	
12	27 N.CZYBA	35.400	35 J.BAUER	1:07.435	12 B.GOMEZ RUS	22.545	12	35 J.BAUER	2:05.494	2:05.868	(12)	
13	58 I.IGLESIAS BRAVO	35.440	45 C.ROUGE	1:07.463	58 I.IGLESIAS BRAVO	22.582	13	58 I.IGLESIAS BRAVO	2:05.806	2:06.092	(13)	
14	45 C.ROUGE	35.523	58 I.IGLESIAS BRAVO	1:07.784	35 J.BAUER	22.684	14	45 C.ROUGE	2:05.858	2:06.123	(14)	
15	12 B.GOMEZ RUS	35.637	57 K.KOSKINEN	1:07.925	57 K.KOSKINEN	22.732	15	57 K.KOSKINEN	2:06.332	2:06.902	(16)	
16	57 K.KOSKINEN	35.675	12 B.GOMEZ RUS	1:08.186	53 B.HART	22.803	16	12 B.GOMEZ RUS	2:06.368	2:06.630	(15)	
17	53 B.HART	35.695	93 T.BERÇOT	1:08.209	93 T.BERÇOT	22.840	17	93 T.BERÇOT	2:06.782	2:06.955	(17)	
18	93 T.BERÇOT	35.733	53 B.HART	1:08.349	45 C.ROUGE	22.872	18	53 B.HART	2:06.847	2:07.275	(18)	
19	50 O.VOSTATEK	36.072	18 M.MARTIN MARCO	1:08.843	37 M.GONZALEZ ROJAS	23.101	19	50 O.VOSTATEK	2:08.259	2:08.458	(19)	
20	18 M.MARTIN MARCO	36.304	50 O.VOSTATEK	1:09.071	50 O.VOSTATEK	23.116	20	18 M.MARTIN MARCO	2:08.472	2:08.758	(20)	
21	37 M.GONZALEZ ROJAS	36.543	37 M.GONZALEZ ROJAS	1:09.257	14 M.BELLOT BERNABE	23.215	21	37 M.GONZALEZ ROJAS	2:08.901	2:09.272	(21)	
22	14 M.BELLOT BERNABE	36.581	25 L.VERDUGO DE LA TORRE	1:09.452	25 L.VERDUGO DE LA TORRE	23.230	22	25 L.VERDUGO DE LA TORRE	2:09.354	2:09.885	(22)	
23	23 J.RAPOSEIRAS BERENGUE	36.657	23 J.RAPOSEIRAS BERENGUE	1:10.061	18 M.MARTIN MARCO	23.325	23	23 J.RAPOSEIRAS BERENGUE	2:10.070	2:10.070	(23)	
24	25 L.VERDUGO DE LA TORRE	36.672	14 M.BELLOT BERNABE	1:10.303	23 J.RAPOSEIRAS BERENGUE	23.352	24	14 M.BELLOT BERNABE	2:10.099	2:10.419	(24)	
25	8 V.CORREIA ESTURRADO	37.175	8 V.CORREIA ESTURRADO	1:10.506	4 K.MARIA	23.488	25	8 V.CORREIA ESTURRADO	2:11.261	2:11.714	(25)	
26	51 T.WALCH	37.436	51 T.WALCH	1:11.212	8 V.CORREIA ESTURRADO	23.580	26	4 K.MARIA	2:12.299	2:12.708	(26)	
27	4 K.MARIA	37.491	4 K.MARIA	1:11.320	51 T.WALCH	24.085	27	51 T.WALCH	2:12.733	2:12.947	(27)	



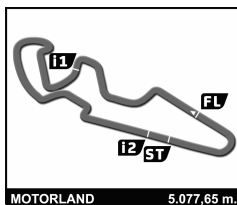
### PREMOTO3

## RFME CAMPEONATO DE ESPAÑA DE VELOCIDAD

### Después de Entrenamiento Cronometrado 2

### Velocidad máxima del evento

Piloto	Equipo	Moto	V. Max	Vlt.	Sesión
7 BARRY BALTUS	AJO ACADEMY	BEON	217.7	4	Entrenamiento Cronometra
11 ALEX ESCRIG RECHE	MRW-ASPAR TEAM	BEON	216.4	7	Entrenamiento Cronometra
30 LORENZO FELLON	AJO ACADEMY	BEON	216.4	6	Entrenamiento Cronometra
34 PEDRO ACOSTA SANCHEZ	CUNA DE CAMPEONES	MIR RACING	215.6	3	Entrenamiento Cronometra
66 ADRIAN HUERTAS DEL OLMO	CUNA DE CAMPEONES	MIR RACING	215.1	7	Entrenamiento Cronometra
35 JOSHUA BAUER	SCHOOL TEAM ESTRELLA GALICIA 0,0	BEON	214.3	3	Entrenamiento Cronometra
31 ADRIAN FERNANDEZ GONZALEZ	AJO ACADEMY	BEON	213.9	2	Entrenamiento Cronometra
58 IÑIGO IGLESIAS BRAVO	IMC TEAM		213.9	4	Entrenamiento Cronometra
76 JULIAN GIRAL ROMERO	SCHOOL TEAM ESTRELLA GALICIA 0,0	BEON	213.9	9	Entrenamiento Cronometra
12 BORJA GOMEZ RUS	BRIEFING COMPETICION	MIR RACING	213.4	6	Entrenamiento Cronometra
46 DAVID SALVADOR GOMEZ	CUNA DE CAMPEONES	MIR RACING	213.0	4	Entrenamiento Cronometra
93 TOM BERÇOT	BLUMAQ HMA RACING	BEON	212.6	7	Entrenamiento Cronometra
45 CLEMENT ROUGE	TEAM C-RACER	MORIWAKI	212.2	6	Entrenamiento Cronometra
27 NICOLAS CZYBA	BLUMAQ HMA RACING	BEON	211.8	2	Entrenamiento Cronometra
57 KENNY KOSKINEN	H43 TEAM NOBBY	BEON	211.4	5	Entrenamiento Cronometra
96 DANIEL HOLGADO MIRALLES	SCHOOL TEAM ESTRELLA GALICIA 0,0	BEON	211.4	4	Entrenamiento Cronometra
99 CARLOS TATAY VILA	MRW-ASPAR TEAM	BEON	211.4	10	Entrenamiento Cronometra
53 BRIAN DAVID HART	JEREZ ANDALUCIA MOTOR TALENT	RC SPORT	208.1	3	Entrenamiento Cronometra
18 MIGUEL MARTIN MARCO	IGAXTEAM	BEON	207.3	3	Entrenamiento Cronometra
14 MARIA BELLOT BERNABE	GASSS-SCHOOL COMPETICION	BEON	206.9	10	Entrenamiento Cronometra
37 MAURO GONZALEZ ROJAS	GECI MOTORSPORT	EME	206.5	7	Entrenamiento Cronometra
4 KIKO MARIA	MOTOR LOVERS	BEON	206.1	8	Entrenamiento Cronometra
23 JORDI RAPOSEIRAS BERENGUERAS		MIR RACING	205.7	12	Entrenamiento Cronometra
50 ONDREJ VOSTATEK	ETG RACING	BEON	205.3	3	Entrenamiento Cronometra
8 VASCO CORREIA ESTURRADO	TEAM MOTO CLU LOULÉ CONCELHO	MORIWAKI	203.8	6	Entrenamiento Cronometra
25 LUIS M. VERDUGO DE LA TORRE			201.1	4	Entrenamiento Cronometra
51 TRISTAN WALCH	ALARXA RACING TEAM		198.2	5	Entrenamiento Cronometra



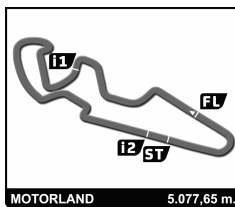
### PREMOTO3

## RFME CAMPEONATO DE ESPAÑA DE VELOCIDAD

### Entrenamiento Cronometrado 2

#### Secuencia de vueltas rápidas

Tiempo de sesión	Piloto	Equipo	Moto	Neumaticos	Tiempo	km/h	Vlt.
4:40.876	<b>99</b> CARLOS TATAY VILA	MRW-ASPAR TEAM	BEON	DUNLOP	<b>2:06.358</b>	144.6	2
4:40.932	<b>96</b> DANIEL HOLGADO MIRALLES	SCHOOL TEAM ESTRELLA GALICIA 0,0	BEON	DUNLOP	<b>2:06.111</b>	144.9	2
4:51.570	<b>66</b> ADRIAN HUERTAS DEL OLMO	CUNA DE CAMPEONES	MIR RACING	DUNLOP	<b>2:05.721</b>	145.4	2
5:30.539	<b>34</b> PEDRO ACOSTA SANCHEZ	CUNA DE CAMPEONES	MIR RACING	DUNLOP	<b>2:04.306</b>	147.0	2
7:33.993	<b>34</b> PEDRO ACOSTA SANCHEZ	CUNA DE CAMPEONES	MIR RACING	DUNLOP	<b>2:03.454</b>	148.0	3
9:37.155	<b>34</b> PEDRO ACOSTA SANCHEZ	CUNA DE CAMPEONES	MIR RACING	DUNLOP	<b>2:03.162</b>	148.4	4
31:13.798	<b>34</b> PEDRO ACOSTA SANCHEZ	CUNA DE CAMPEONES	MIR RACING	DUNLOP	<b>2:02.967</b>	148.6	9



# PREMOTO3

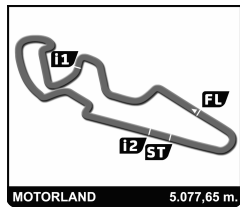
## RFME CAMPEONATO DE ESPAÑA DE VELOCIDAD

### Entrenamiento Cronometrado 2

### Vuelta a vuelta

Mejor Personal Mejor de la sesión B Cruzando la línea de meta por el pit lane.

Vlt.	Tiempo	Sector 1	Sector 2	Sector 3	Km/h	T. Sesión	Vlt.	Tiempo	Sector 1	Sector 2	Sector 3	Km/h	T. Sesión		
<b>4</b>	<b>KIKO MARIA</b>						POR	13	2:04.881	35.036	1:07.148	22.697	146.4	31:39.407	
MOTOR LOVERS						BEON									
1	2:30.484	45.852	1:19.896	24.736	121.5	2:30.484									
2	2:16.367	38.982	1:13.897	<b>23.488</b>	134.0	4:46.851									
3	2:14.209	37.822	1:12.534	23.853	136.2	7:01.060									
4	2:14.012	37.610	1:12.525	23.877	136.4	9:15.072									
5	2:13.534	37.684	1:11.856	23.994	136.9	11:28.606									
6	2:12.873	37.538	1:11.606	23.729	137.6	13:41.479									
7	<b>2:12.708</b>	37.622	1:11.360	23.726	137.7	15:54.187									
8	2:12.761	37.568	1:11.381	23.812	137.7	18:06.948									
9	2:12.786	<b>37.491</b>	1:11.371	23.924	137.6	20:19.734									
10	2:13.193	37.603	1:11.609	23.981	137.2	22:32.927									
11	2:12.998	37.516	1:11.640	23.842	137.4	24:45.925									
12	2:50.842	44.116	1:42.913	23.813	107.0	27:36.767									
13	2:14.518	38.174	1:12.381	23.963	135.9	29:51.285									
14	2:13.585	38.463	<b>1:11.320</b>	23.802	136.8	32:04.870									
<b>7</b>	<b>BARRY BALTUS</b>						BEL	<b>12</b>	<b>BORJA GOMEZ RUS</b>						ESP
AJO ACADEMY						BEON	BRIEFING COMPETICION							MIR RACING	
1	3:27.221	1:52.871	1:11.878	22.472	88.2	3:27.221	1	3:03.935	1:25.739	1:15.226	22.970	99.4	3:03.935		
2	2:05.047	35.513	1:07.097	22.437	146.2	5:32.268	2	2:08.161	36.025	1:09.283	22.853	142.6	5:12.096		
3	<b>2:04.635</b>	35.227	1:07.011	<b>22.397</b>	146.6	7:36.903	3	2:07.490	35.991	1:08.681	22.818	143.4	7:19.586		
4	2:04.900	35.244	1:06.999	22.657	146.3	9:41.803	4	2:07.737	36.215	1:08.635	22.887	143.1	9:27.323		
5	2:19.417 B	35.392	1:16.295	27.730	131.1	12:01.220	5	2:08.657	36.257	1:09.479	22.921	142.1	11:35.980		
6	5:18.094	3:47.763	1:07.643	22.688	57.5	17:19.314	6	2:09.011	36.601	1:09.657	22.753	141.7	13:44.991		
<b>8</b>	<b>VASCO CORREIA ESTURADO</b>						POR	8	3:38.600	2:02.570	1:13.033	22.997	83.6	19:47.274	
TEAM MOTO CLU LOULÉ CONCELHO						MORIWAKI	9	2:10.182	38.424	1:08.812	22.946	140.4	21:57.456		
1	2:20.713	40.264	1:16.012	24.437	129.9	2:20.713	10	2:06.730	35.818	<b>1:08.186</b>	22.726	144.2	24:04.186		
2	2:22.174	46.334	1:12.216	23.624	128.6	4:42.887	11	<b>2:06.630</b>	<b>35.637</b>	1:08.365	<b>22.628</b>	144.3	26:10.816		
3	2:12.589	37.492	1:11.129	23.968	137.8	6:55.476	12	2:07.428	35.662	1:09.221	<b>22.545</b>	143.4	28:18.244		
4	2:12.555	37.466	1:10.887	24.202	137.9	9:08.031	13	2:07.208	35.865	1:08.640	22.703	143.7	30:25.452		
5	2:12.605	37.207	1:11.344	24.054	137.8	11:20.636									
6	2:22.733 B	38.137	1:15.277	29.319	128.1	13:43.369									
7	5:56.127	4:17.215	1:14.644	24.268	51.3	19:39.496									
8	2:21.228	37.517	1:19.579	24.132	129.4	22:00.724									
9	<b>2:11.714</b>	<b>37.175</b>	<b>1:10.506</b>	24.033	138.8	24:12.438									
10	2:14.190	39.399	1:10.870	23.921	136.2	26:26.628									
11	2:28.287	48.439	1:16.268	<b>23.580</b>	123.3	28:54.915									
12	2:13.848	37.559	1:12.298	23.991	136.6	31:08.763									
<b>11</b>	<b>ALEX ESCRIG RECHE</b>						ESP	<b>14</b>	<b>MARIA BELLOT BERNABE</b>						ESP
MRW-ASPAR TEAM						BEON	GASSS-SCHOOL COMPETICION							BEON	
1	2:33.814	1:01.944	1:09.089	22.781	118.8	2:33.814	1	20:36.646	...	1:11.325	23.635	14.8	20:36.646		
2	2:07.814	36.729	1:08.547	22.538	143.0	4:41.628	2	2:12.833	38.642	1:10.467	23.724	137.6	22:49.479		
3	2:04.750	35.395	1:06.916	<b>22.439</b>	146.5	6:46.378	3	2:11.218	37.036	1:10.790	23.392	139.3	25:00.697		
4	2:05.961	35.401	1:08.045	22.515	145.1	8:52.339	4	2:12.179	37.657	1:11.307	<b>23.215</b>	138.3	27:12.876		
5	2:04.898	35.178	1:07.088	22.632	146.3	10:57.237	5	<b>2:10.419</b>	<b>36.581</b>	1:10.471	23.367	140.1	29:23.295		
6	2:07.467	36.047	1:08.857	22.563	143.4	13:04.704	6	2:10.760	36.942	<b>1:10.303</b>	23.515	139.8	31:34.055		
7	2:10.346 B	35.238	1:09.070	26.038	140.2	15:15.050									
8	5:59.776	4:28.622	1:08.187	22.967	50.8	21:14.826									
9	2:04.920	35.480	<b>1:06.805</b>	22.635	146.3	23:19.746									
10	2:05.988	35.695	1:07.625	22.668	145.1	25:25.734									
11	2:04.573	35.056	1:06.983	22.534	146.7	27:30.307									
12	<b>2:04.219</b>	<b>34.886</b>	1:06.805	22.528	147.1	29:34.526									
<b>18</b>	<b>MIGUEL MARTIN MARCO</b>						ESP	<b>23</b>	<b>JORDI RAPOSEIRAS BERENGUERAS</b>						AND
IGAXTEAM						BEON	MIR RACING							MIR RACING	
1	3:06.639	1:31.957	1:10.970	23.712	97.9	3:06.639	1	4:00.984 B	1:32.572	1:40.378	48.034	75.8	4:00.984		
2	2:10.956	36.842	1:10.385	23.729	139.6	5:17.595	2	3:34.403	1:56.515	1:13.808	24.080	85.2	7:35.387		
3	2:09.852	<b>36.304</b>	1:09.969	23.579	140.8	7:27.447	3	2:13.788	37.762	1:12.130	23.896	136.6	9:49.175		
4	2:10.553	36.945	1:10.217	23.391	140.0	9:38.000	4	2:15.263	39.971	1:11.507	23.785	135.1	12:04.438		
5	2:10.339	36.719	1:10.287	23.333	140.2	11:48.339	5	2:11.920	37.323	1:11.068	23.529	138.5	14:16.358		
6	2:26.714 B	37.561	1:19.414	29.739	124.6	14:15.053	6	2:11.491	36.955	1:10.986	23.550	139.0	16:27.849		
7	2:23.667	49.149	1:10.776	23.742	127.2	16:38.720	7	2:11.208	36.940	1:10.509	23.759	139.3	18:39.057		
8	2:10.338	36.712	1:09.801	23.825	140.2	18:49.058	8	2:11.523	37.142	1:10.337	24.044	139.0	20:50.580		
9	2:09.555	37.245	<b>1:08.843</b>	23.467	141.1	20:58.613	9	2:11.455	37.176	1:10.548	23.731	139.0	23:02.035		
10	2:09.278	36.895	1:08.876	23.507	141.4	23:07.891	10	2:12.122	37.286	1:10.951	23.885	138.3	25:14.157		
11	2:09.472	36.468	1:09.485	23.519	141.2	25:17.363									
12	<b>2:08.758</b>	36.473	1:08.960	<b>23.325</b>	142.0	27:26.121									
13	2:09.323	36.470	1:09.522	23.331	141.3	29:35.444									
14	2:08.975	36.349	1:09.172	23.454	141.7	31:44.419									



## PREMOTO3

### RFME CAMPEONATO DE ESPAÑA DE VELOCIDAD

#### Entrenamiento Cronometrado 2

#### Vuelta a vuelta

Mejor Personal Mejor de la sesión B Cruzando la línea de meta por el pit lane.

Vlt.	Tiempo	Sector 1	Sector 2	Sector 3	Km/h	T. Sesión
11	2:11.026	36.918	1:10.577	23.531	139.5	27:25.183
12	<b>2:10.070</b>	<b>36.657</b>	<b>1:10.061</b>	<b>23.352</b>	140.5	29:35.253
13	2:20.388	42.980	1:13.626	23.782	130.2	31:55.641

### 25 LUIS M. VERDUGO DE LA TORRE ESP

1	3:36.187	2:00.740	1:11.544	23.903	84.5	3:36.187
2	2:11.033	37.223	1:10.137	23.673	139.5	5:47.220
3	2:10.720	36.888	1:10.050	23.782	139.8	7:57.940
4	2:10.629	36.915	1:09.932	23.782	139.9	10:08.569
5	2:10.508	36.926	1:09.877	23.705	140.0	12:19.077
6	2:10.611	37.254	1:09.688	23.669	139.9	14:29.688
7	2:22.758 B	37.721	1:12.958	32.079	128.0	16:52.446
8	4:15.340	2:40.508	1:11.011	23.821	71.6	21:07.786
9	2:11.218	37.619	1:09.813	23.786	139.3	23:19.004
10	2:09.992	37.014	1:09.748	<b>23.230</b>	140.6	25:28.996
11	2:11.506	37.940	1:10.038	23.528	139.0	27:40.502
12	2:10.584	<b>36.672</b>	1:10.308	23.604	140.0	29:51.086
13	<b>2:09.885</b>	36.759	<b>1:09.452</b>	23.674	140.7	32:00.971

### 27 NICOLAS CZYBA GER

#### BLUMAQA HMA RACING BEON

1	2:31.997	55.503	1:13.656	22.838	120.2	2:31.997
2	2:10.052	37.632	1:09.920	22.500	140.5	4:42.049
3	2:06.255	35.888	1:07.783	22.584	144.8	6:48.304
4	2:06.111	35.466	1:07.981	22.664	144.9	8:54.415
5	2:06.162	35.549	1:07.836	22.777	144.9	11:00.577
6	2:05.915	35.548	1:07.858	22.509	145.2	13:06.492
7	2:13.316 B	36.017	1:10.016	27.283	137.1	15:19.808
8	5:45.417	4:10.869	1:11.166	23.382	52.9	21:05.225
9	2:09.651	37.174	1:09.513	22.964	141.0	23:14.876
10	2:06.434	35.657	1:08.110	22.667	144.6	25:21.310
11	<b>2:05.290</b>	<b>35.400</b>	<b>1:07.394</b>	<b>22.496</b>	145.9	27:26.600
12	2:06.437	35.553	1:08.103	22.781	144.6	29:33.037
13	2:07.079	35.777	1:08.720	22.582	143.8	31:40.116

### 30 LORENZO FELLON FRA

#### AJO ACADEMY BEON

1	3:27.378	1:55.690	1:09.472	<b>22.216</b>	88.1	3:27.378
2	14:16.106	...	1:16.120	23.652	21.3	17:43.484
3	2:05.339	35.472	1:07.240	22.627	145.8	19:48.823
4	2:05.565	35.582	1:07.190	22.793	145.6	21:54.388
5	2:04.939	35.225	<b>1:07.055</b>	22.659	146.3	23:59.327
6	<b>2:04.810</b>	35.201	1:07.060	22.549	146.4	26:04.137
7	2:05.178	35.202	1:07.384	22.592	146.0	28:09.315
8	2:04.883	<b>35.157</b>	1:07.160	22.566	146.4	30:14.198

### 31 ADRIAN FERNANDEZ GONZALEZ ESP

#### AJO ACADEMY BEON

1	3:28.007	1:55.105	1:10.410	22.492	87.9	3:28.007
2	<b>2:04.368</b>	35.213	1:06.869	<b>22.286</b>	147.0	5:32.375
3	2:04.714	35.038	1:06.992	22.684	146.6	7:37.089
4	2:05.372	35.576	1:07.246	22.550	145.8	9:42.461
5	2:19.532 B	35.159	1:15.086	29.287	131.0	12:01.993
6	5:42.118	4:02.739	1:15.218	24.161	53.4	17:44.111
7	2:05.185	35.152	1:07.087	22.946	146.0	19:49.296

8	2:05.359	35.709	1:06.989	22.661	145.8	21:54.655
9	2:04.758	35.122	1:07.007	22.629	146.5	23:59.413
10	2:05.751	35.991	1:07.058	22.702	145.3	26:05.164
11	2:04.703	35.152	1:07.021	22.530	146.6	28:09.867
12	2:04.445	<b>35.007</b>	<b>1:06.858</b>	22.580	146.9	30:14.312

### 34 PEDRO ACOSTA SANCHEZ ESP

#### CUNA DE CAMPEONES MIR RACING

1	3:26.233	1:51.398	1:12.014	22.821	88.6	3:26.233
2	2:04.306	34.865	1:06.987	22.454	147.0	5:30.539
3	2:03.454	34.672	1:06.500	<b>22.282</b>	148.0	7:33.993
4	2:03.162	34.613	<b>1:06.097</b>	22.452	148.4	9:37.155
5	3:59.473 B	36.154	1:18.965	2:04.354	76.3	13:36.628
6	11:27.161	9:52.697	1:11.616	22.848	26.6	25:03.789
7	2:03.706	34.859	1:06.502	22.345	147.7	27:07.495
8	2:03.336	34.518	1:06.359	22.459	148.2	29:10.831
9	<b>2:02.967</b>	<b>34.374</b>	1:06.150	22.443	148.6	31:13.798

### 35 JOSHUA BAUER GER

#### SCHOOL TEAM ESTRELLA GALICIA 0,0 BEON

1	2:35.080	52.532	1:19.580	22.968	117.9	2:35.080
2	2:07.920	36.195	1:09.041	<b>22.684</b>	142.9	4:43.000
3	2:07.502	35.798	1:08.814	22.890	143.3	6:50.502
4	2:06.965	35.668	1:08.514	22.783	144.0	8:57.467
5	2:21.879 B	38.292	1:13.073	30.514	128.8	11:19.346
6	9:45.811	8:12.050	1:10.341	23.420	31.2	21:05.157
7	2:16.507	37.128	1:16.553	22.826	133.9	23:21.664
8	2:06.287	35.580	1:08.000	22.707	144.7	25:27.951
9	<b>2:05.868</b>	35.619	<b>1:07.435</b>	22.814	145.2	27:33.819
10	2:06.090	35.506	1:07.796	22.788	145.0	29:39.909
11	2:05.920	<b>35.375</b>	1:07.719	22.826	145.1	31:45.829

### 37 MAURO GONZALEZ ROJAS ESP

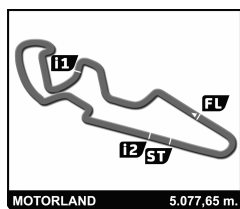
#### GECI MOTORSPORT EME

1	2:39.810	1:01.288	1:14.832	23.690	114.4	2:39.810
2	2:11.228	36.904	1:10.969	23.355	139.3	4:51.038
3	2:19.719	45.622	1:10.657	23.440	130.8	7:10.757
4	2:10.536	37.129	1:10.102	23.305	140.0	9:21.293
5	2:09.825	36.847	1:09.820	23.158	140.8	11:31.118
6	2:16.944	36.552	1:15.447	24.945	133.5	13:48.062
7	2:10.689	37.891	1:09.697	<b>23.101</b>	139.9	15:58.751
8	2:09.475	36.692	1:09.523	23.260	141.2	18:08.226
9	<b>2:09.272</b>	36.623	<b>1:09.257</b>	23.392	141.4	20:17.498
10	2:09.665	36.650	1:09.555	23.460	141.0	22:27.163

### 45 CLEMENT ROUGE FRA

#### TEAM C-RACER MORIWAKI

1	3:03.062	1:29.149	1:10.957	22.956	99.8	3:03.062
2	2:06.896	35.612	1:08.302	22.982	144.0	5:09.958
3	2:06.557	35.682	1:07.894	22.981	144.4	7:16.515
4	2:06.133	35.581	1:07.669	22.883	144.9	9:22.648
5	2:12.779	40.996	1:08.680	23.103	137.7	11:35.427
6	2:26.938 B	35.626	1:19.056	32.256	124.4	14:02.365
7	5:25.151	3:42.256	1:14.035	28.860	56.2	19:27.516
8	<b>2:06.123</b>	35.535	<b>1:07.463</b>	23.125	144.9	21:33.639
9	2:09.814	35.985	1:10.957	<b>22.872</b>	140.8	23:43.453



# PREMOTO3

## RFME CAMPEONATO DE ESPAÑA DE VELOCIDAD

### Entrenamiento Cronometrado 2

#### Vuelta a vuelta

■ Mejor Personal ■ Mejor de la sesión B Cruzando la línea de meta por el pit lane.

Vlt.	Tiempo	Sector 1	Sector 2	Sector 3	Km/h	T. Sesión
10	2:06.218	35.614	1:07.530	23.074	144.8	25:49.671
11	2:06.239	35.523	1:07.694	23.022	144.8	27:55.910
12	2:08.055	36.219	1:08.737	23.099	142.7	30:03.965

**46** **DAVID SALVADOR GOMEZ** ESP  
CUNA DE CAMPEONES MIR RACING

1	3:02.805	1:30.135	1:09.594	23.076	100.0	3:02.805
2	2:14.767	35.662	1:16.147	22.958	135.6	5:17.572
3	2:05.845	35.357	1:07.761	22.727	145.2	7:23.417
4	2:05.409	35.392	1:07.316	22.701	145.7	9:28.826
5	2:10.955	35.227	1:07.821	27.907	139.6	11:39.781
6	13:24.274	...	1:08.793	22.806	22.7	25:04.055
7	2:04.506	35.029	1:06.986	22.491	146.8	27:08.561
8	2:04.547	34.971	1:06.927	22.649	146.7	29:13.108
9	2:03.863	34.803	1:06.439	22.621	147.6	31:16.971

**50** **ONDREJ VOSTATEK** CZE  
ETG RACING BEON

1	2:29.518	45.853	1:19.252	24.413	122.2	2:29.518
2	2:14.883	38.564	1:13.201	23.118	135.5	4:44.401
3	2:08.458	36.072	1:09.270	23.116	142.3	6:52.859
4	2:08.693	36.191	1:09.071	23.431	142.0	9:01.552
5	2:18.792	36.591	1:11.488	30.713	131.7	11:20.344
6	4:56.039	3:06.344	1:25.329	24.366	61.7	16:16.383
7	2:27.296	36.896	1:25.858	24.542	124.1	18:43.679
8	2:09.892	36.812	1:09.449	23.631	140.7	20:53.571
9	2:18.180	37.346	1:10.947	29.887	132.3	23:11.751
10	2:24.999	50.000	1:11.338	23.661	126.1	25:36.750
11	2:09.750	36.673	1:09.456	23.621	140.9	27:46.500
12	2:09.652	36.568	1:09.260	23.824	141.0	29:56.152
13	2:10.262	36.692	1:09.756	23.814	140.3	32:06.414

**51** **TRISTAN WALCH** AUS  
ALARXA RACING TEAM

1	2:37.305	46.870	1:25.556	24.879	116.2	2:37.305
2	2:14.413	37.566	1:12.762	24.085	136.0	4:51.718
3	2:13.424	37.500	1:11.496	24.428	137.0	7:05.142
4	2:13.735	37.596	1:11.699	24.440	136.7	9:18.877
5	2:13.281	37.627	1:11.411	24.243	137.1	11:32.158
6	2:12.947	37.466	1:11.212	24.269	137.5	13:45.105
7	2:14.620	37.713	1:12.680	24.227	135.8	15:59.725
8	2:18.688	37.636	1:11.670	29.382	131.8	18:18.413
9	3:55.748	2:18.812	1:12.333	24.603	77.5	22:14.161
10	2:13.345	37.586	1:11.424	24.335	137.1	24:27.506
11	2:13.544	37.626	1:11.670	24.248	136.9	26:41.050
12	2:13.624	37.537	1:11.943	24.144	136.8	28:54.674
13	2:13.196	37.436	1:11.245	24.515	137.2	31:07.870

**53** **BRIAN DAVID HART** GBR  
JEREZ ANDALUCIA MOTOR TALENT RC SPORT

1	2:46.505	1:13.089	1:10.281	23.135	109.8	2:46.505
2	2:07.275	35.903	1:08.569	22.803	143.6	4:53.780
3	2:07.369	35.695	1:08.729	22.945	143.5	7:01.149
4	2:15.731	35.901	1:14.433	25.397	134.7	9:16.880
5	2:18.852	40.507	1:14.938	23.407	131.6	11:35.732
6	2:18.034	35.808	1:10.987	31.239	132.4	13:53.766

7	4:10.458	2:21.989	1:24.814	23.655	73.0	18:04.224
8	2:08.343	36.173	1:08.763	23.407	142.4	20:12.567
9	2:08.357	36.339	1:08.737	23.281	142.4	22:20.924
10	2:39.232	41.566	1:25.806	31.860	114.8	25:00.156
11	2:11.813	39.638	1:08.907	23.268	138.7	27:11.969
12	2:07.496	35.892	1:08.587	23.017	143.4	29:19.465
13	2:07.493	35.895	1:08.349	23.249	143.4	31:26.958

**57** **KENNY KOSKINEN** FIN  
H43 TEAM NOBBY BEON

1	2:29.559	50.210	1:15.517	23.832	122.2	2:29.559
2	2:12.421	38.300	1:11.313	22.808	138.0	4:41.980
3	2:08.836	36.658	1:09.446	22.732	141.9	6:50.816
4	2:06.902	35.675	1:08.492	22.735	144.0	8:57.718
5	2:07.479	36.267	1:08.411	22.801	143.4	11:05.197
6	2:24.186	36.738	1:16.919	30.529	126.8	13:29.383
7	6:19.680	4:31.973	1:23.970	23.737	48.1	19:49.063
8	2:07.047	35.873	1:07.925	23.249	143.9	21:56.110
9	2:07.234	35.844	1:08.148	23.242	143.7	24:03.344
10	2:07.253	35.867	1:08.325	23.061	143.6	26:10.597
11	2:07.966	36.080	1:08.868	23.018	142.8	28:18.563
12	2:17.869	35.726	1:17.968	24.175	132.6	30:36.432

**58** **IÑIGO IGLESIAS BRAVO** ESP  
IMC TEAM

1	2:37.325	1:03.483	1:09.608	24.234	116.2	2:37.325
2	2:07.884	36.042	1:08.996	22.846	142.9	4:45.209
3	2:06.459	35.440	1:08.209	22.810	144.5	6:51.668
4	2:06.092	35.726	1:07.784	22.582	145.0	8:57.760
5	2:07.270	35.829	1:08.026	23.415	143.6	11:05.030
6	2:23.808	43.780	1:10.044	29.984	127.1	13:28.838
7	3:12.879	1:31.758	1:17.754	23.367	94.8	16:41.717
8	2:07.694	36.212	1:08.322	23.160	143.1	18:49.411
9	2:09.540	36.571	1:08.401	24.568	141.1	20:58.951
10	2:16.354	43.508	1:09.724	23.122	134.0	23:15.305
11	2:07.169	35.815	1:08.337	23.017	143.7	25:22.474
12	2:07.207	35.755	1:08.065	23.387	143.7	27:29.681
13	2:21.707	46.400	1:11.755	23.552	129.0	29:51.388

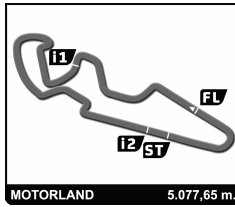
**66** **ADRIAN HUERTAS DEL OLMO** ESP  
CUNA DE CAMPEONES MIR RACING

1	2:45.849	1:13.983	1:08.834	23.032	110.2	2:45.849
2	2:05.721	35.411	1:07.707	22.603	145.4	4:51.570
3	2:05.843	35.190	1:07.921	22.732	145.2	6:57.413
4	2:05.358	35.393	1:07.339	22.626	145.8	9:02.771
5	2:15.696	35.993	1:10.253	29.450	134.7	11:18.467
6	13:46.217	...	1:11.834	23.145	22.1	25:04.684
7	2:04.769	34.736	1:07.059	22.974	146.5	27:09.453
8	2:03.502	34.726	1:06.370	22.406	148.0	29:12.955
9	2:04.114	34.786	1:06.518	22.810	147.3	31:17.069

**76** **JULIAN GIRAL ROMERO** ESP  
SCHOOL TEAM ESTRELLA GALICIA 0,0 BEON

1	3:27.146	1:51.019	1:13.394	22.733	88.2	3:27.146
2	2:05.332	35.239	1:07.473	22.620	145.8	5:32.478
3	2:04.675	35.333	1:06.998	22.344	146.6	7:37.153





## PREMOTO3

# RFME CAMPEONATO DE ESPAÑA DE VELOCIDAD

## Entrenamiento Cronometrado 2

Vuelta a vuelta

Mejor Personal Mejor de la sesión B Cruzando la línea de meta por el pit lane.

Vlt.	Tiempo	Sector 1	Sector 2	Sector 3	Km/h	T. Sesión	Vlt.	Tiempo	Sector 1	Sector 2	Sector 3	Km/h	T. Sesión
4	2:04.731	35.184	1:07.046	22.501	146.5	9:41.884	13	2:04.010	34.811	1:06.662	22.537	147.4	31:39.544
5	2:17.284 B	35.483	1:07.514	34.287	133.1	11:59.168							
6	9:16.365	7:33.505	1:19.103	23.757	32.9	21:15.533							
7	2:04.616	35.444	1:06.876	22.296	146.7	23:20.149							
8	2:05.219	35.507	1:06.998	22.714	146.0	25:25.368							
9	2:04.997	35.476	1:07.235	22.286	146.2	27:30.365							
10	2:04.026	35.007	1:06.831	22.188	147.4	29:34.391							
11	2:04.894	35.323	1:07.047	22.524	146.3	31:39.285							

93 TOM BERÇOT							FRA
BLUMAQ HMA RACING							BEON
1	2:31.059	53.657	1:13.943	23.459	121.0	2:31.059	
2	2:11.848	38.664	1:10.285	22.899	138.6	4:42.907	
3	2:07.669	36.042	1:08.787	22.840	143.2	6:50.576	
4	2:06.955	35.733	1:08.209	23.013	144.0	8:57.531	
5	2:07.749	36.170	1:08.502	23.077	143.1	11:05.280	
6	2:15.611	36.620	1:15.341	23.650	134.8	13:20.891	
7	2:08.055	36.250	1:08.660	23.145	142.7	15:28.946	
8	2:08.890	36.959	1:08.370	23.561	141.8	17:37.836	
9	2:08.464	36.211	1:08.741	23.512	142.3	19:46.300	
10	2:29.302 B	40.942	1:15.868	32.492	122.4	22:15.602	
11	3:52.831	2:20.324	1:09.149	23.358	78.5	26:08.433	
12	2:09.134	36.084	1:09.577	23.473	141.5	28:17.567	
13	2:08.269	36.267	1:08.590	23.412	142.5	30:25.836	

96 DANIEL HOLGADO MIRALLES							ESP
SCHOOL TEAM ESTRELLA GALICIA 0,0							BEON
1	2:34.821	54.833	1:17.296	22.692	118.1	2:34.821	
2	2:06.111	35.437	1:08.017	22.657	144.9	4:40.932	
3	2:05.114	35.528	1:07.061	22.525	146.1	6:46.046	
4	2:05.502	35.608	1:07.346	22.548	145.6	8:51.548	
5	2:05.775	35.527	1:07.640	22.608	145.3	10:57.323	
6	2:05.901	35.548	1:07.559	22.794	145.2	13:03.224	
7	2:08.393	36.409	1:09.142	22.842	142.4	15:11.617	
8	2:08.308	38.074	1:07.584	22.650	142.4	17:19.925	
9	2:07.127	35.136	1:09.003	22.988	143.8	19:27.052	
10	2:10.151	35.510	1:10.919	23.722	140.4	21:37.203	
11	2:05.962	35.617	1:07.501	22.844	145.1	23:43.165	
12	2:09.025	37.818	1:08.362	22.845	141.7	25:52.190	
13	2:05.646	35.564	1:07.386	22.696	145.5	27:57.836	
14	2:05.555	35.247	1:07.579	22.729	145.6	30:03.391	

99 CARLOS TATAY VILA							ESP
MRW-ASPAR TEAM							BEON
1	2:34.518	1:03.015	1:08.625	22.878	118.3	2:34.518	
2	2:06.358	35.320	1:08.248	22.790	144.6	4:40.876	
3	2:05.311	35.324	1:07.131	22.856	145.9	6:46.187	
4	2:05.361	35.362	1:07.164	22.835	145.8	8:51.548	
5	2:06.959	36.236	1:08.022	22.701	144.0	10:58.507	
6	2:04.685	35.019	1:06.968	22.698	146.6	13:03.192	
7	2:11.491 B	36.357	1:08.447	26.687	139.0	15:14.683	
8	6:00.971	4:29.365	1:08.663	22.943	50.6	21:15.654	
9	2:04.032	35.003	1:06.547	22.482	147.4	23:19.686	
10	2:06.889	36.540	1:07.884	22.465	144.0	25:26.575	
11	2:03.574	34.897	1:06.421	22.256	147.9	27:30.149	
12	2:05.385	36.019	1:07.049	22.317	145.8	29:35.534	