

PREMOTO3

RFME CAMPEONATO DE ESPAÑA DE VELOCIDAD

Entrenamiento Cronometrado 1

Clasificación

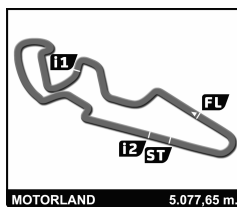
Nº	Piloto	Nac	Equipo	Moto	Neumaticos	Tiempo	Vlt.	Total	Dif.	Km/h
1	34 PEDRO ACOSTA SANCHEZ	ESP	CUNA DE CAMPEONES	MIR RACING	DUNLOP	2:02.977	9	11	-	148.6
2	46 DAVID SALVADOR GOMEZ	ESP	CUNA DE CAMPEONES	MIR RACING	DUNLOP	2:04.212	7	10	+1.235	147.1
3	66 ADRIAN HUERTAS DEL OLMO	ESP	CUNA DE CAMPEONES	MIR RACING	DUNLOP	2:04.275	8	10	+1.298	147.1
4	7 BARRY BALTUS	BEL	AJO ACADEMY	BEON	DUNLOP	2:04.521	10	12	+1.544	146.8
5	76 JULIAN GIRAL ROMERO	ESP	SCHOOL TEAM ESTRELLA GALICIA 0.0	BEON	DUNLOP	2:04.667	9	13	+1.690	146.6
6	99 CARLOS TATAY VILA	ESP	MRW-ASPAR TEAM	BEON	DUNLOP	2:04.822	10	11	+1.845	146.4
7	11 ALEX ESCRIG RECHE	ESP	MRW-ASPAR TEAM	BEON	DUNLOP	2:05.148	8	12	+2.171	146.0
8	30 LORENZO FELLON	FRA	AJO ACADEMY	BEON	DUNLOP	2:05.166	6	13	+2.189	146.0
9	31 ADRIAN FERNANDEZ GONZALEZ	ESP	AJO ACADEMY	BEON	DUNLOP	2:05.264	4	12	+2.287	145.9
10	96 DANIEL HOLGADO MIRALLES	ESP	SCHOOL TEAM ESTRELLA GALICIA 0.0	BEON	DUNLOP	2:05.290	13	13	+2.313	145.9
11	45 CLEMENT ROUGE	FRA	TEAM C-RACER	MORIWAKI	DUNLOP	2:06.492	6	13	+3.515	144.5
12	35 JOSHUA BAUER	GER	SCHOOL TEAM ESTRELLA GALICIA 0.0	BEON	DUNLOP	2:06.617	13	13	+3.640	144.4
13	27 NICOLAS CZYBA	GER	BLUMAQ HMA RACING	BEON	DUNLOP	2:06.625	11	13	+3.648	144.3
14	58 IÑIGO IGLESIAS BRAVO	ESP	IMC TEAM		DUNLOP	2:07.051	13	14	+4.074	143.9
15	57 KENNY KOSKINEN	FIN	H43 TEAM NOBBY	BEON	DUNLOP	2:07.113	12	14	+4.136	143.8
16	93 TOM BERÇOT	FRA	BLUMAQ HMA RACING	BEON	DUNLOP	2:07.305	9	13	+4.328	143.6
17	53 BRIAN DAVID HART	GBR	JEREZ ANDALUCIA MOTOR TALENT	RC SPORT	DUNLOP	2:07.849	10	12	+4.872	143.0
18	12 BORJA GOMEZ RUS	ESP	BRIEFING COMPETICION	MIR RACING	DUNLOP	2:08.351	7	13	+5.374	142.4
19	18 MIGUEL MARTIN MARCO	ESP	IGAXTEAM	BEON	DUNLOP	2:08.480	9	11	+5.503	142.3
20	50 ONDREJ VOSTATEK	CZE	ETG RACING	BEON	DUNLOP	2:08.960	7	14	+5.983	141.7
21	37 MAURO GONZALEZ ROJAS	ESP	GECI MOTORSPORT	EME	DUNLOP	2:10.486	10	11	+7.509	140.1
22	14 MARIA BELLOT BERNABE	ESP	GASSS-SCHOOL COMPETICION	BEON	DUNLOP	2:10.905	10	13	+7.928	139.6
23	25 LUIS M. VERDUGO DE LA TORRE	ESP			DUNLOP	2:10.994	10	13	+8.017	139.5
24	8 VASCO CORREIA ESTURRADO	POR	TEAM MOTO CLU LOULÉ CONCELHO	MORIWAKI	DUNLOP	2:11.195	9	12	+8.218	139.3
25	23 JORDI RAPOSEIRAS BERENGUER	AND		MIR RACING	DUNLOP	2:11.205	8	12	+8.228	139.3
26	4 KIKO MARIA	POR	MOTOR LOVERS	BEON	DUNLOP	2:12.426	9	12	+9.449	138.0
27	51 TRISTAN WALCH	AUS	ALARXA RACING TEAM		DUNLOP	2:14.128	13	13	+11.151	136.3

Vuelta Rápida	Vlt. 9	PEDRO ACOSTA SANCHEZ	2:02.977	148.6 Kph
---------------	--------	----------------------	----------	-----------

Hora de publicación:

Estado de la pista: **SECO**

Director de carrera:	Cronometrador:
----------------------	----------------



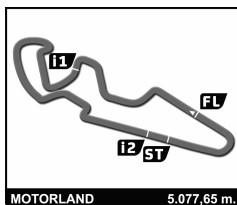
PREMOTO3

RFME CAMPEONATO DE ESPAÑA DE VELOCIDAD

Entrenamiento Cronometrado 1

Mejores tiempos de sector

SECTOR 1			SECTOR 2			SECTOR 3			Pos	Piloto	Vuelta Ideal	Mejor Vuelta
Pos	Piloto	Tiempo	Piloto	Tiempo	Piloto	Tiempo	Pos	Piloto				
1	34 P.ACOSTA SANCHEZ	34.505	34 P.ACOSTA SANCHEZ	1:06.020	34 P.ACOSTA SANCHEZ	22.320	1	34 P.ACOSTA SANCHEZ	2:02.845	2:02.977	(1)	
2	66 A.HUERTAS DEL OLMO	34.947	66 A.HUERTAS DEL OLMO	1:06.690	66 A.HUERTAS DEL OLMO	22.382	2	66 A.HUERTAS DEL OLMO	2:04.019	2:04.275	(3)	
3	46 D.SALVADOR GOMEZ	34.978	7 B.BALTUS	1:06.710	7 B.BALTUS	22.383	3	46 D.SALVADOR GOMEZ	2:04.169	2:04.212	(2)	
4	7 B.BALTUS	35.136	46 D.SALVADOR GOMEZ	1:06.745	46 D.SALVADOR GOMEZ	22.446	4	7 B.BALTUS	2:04.229	2:04.521	(4)	
5	76 J.GIRAL ROMERO	35.205	76 J.GIRAL ROMERO	1:06.853	30 L.FELLON	22.509	5	76 J.GIRAL ROMERO	2:04.657	2:04.667	(5)	
6	99 C.TATAY VILA	35.231	99 C.TATAY VILA	1:06.931	31 A.FERNANDEZ GONZALEZ	22.572	6	99 C.TATAY VILA	2:04.758	2:04.822	(6)	
7	11 A.ESCRIG RECHE	35.256	30 L.FELLON	1:07.039	11 A.ESCRIG RECHE	22.590	7	30 L.FELLON	2:04.870	2:05.166	(8)	
8	30 L.FELLON	35.322	96 D.HOLGADO MIRALLES	1:07.228	99 C.TATAY VILA	22.596	8	11 A.ESCRIG RECHE	2:05.094	2:05.148	(7)	
9	31 A.FERNANDEZ GONZALEZ	35.340	11 A.ESCRIG RECHE	1:07.248	76 J.GIRAL ROMERO	22.599	9	31 A.FERNANDEZ GONZALEZ	2:05.218	2:05.264	(9)	
10	96 D.HOLGADO MIRALLES	35.399	31 A.FERNANDEZ GONZALEZ	1:07.306	45 C.ROUGE	22.646	10	96 D.HOLGADO MIRALLES	2:05.290	2:05.290	(10)	
11	27 N.CZYBA	35.649	27 N.CZYBA	1:07.983	96 D.HOLGADO MIRALLES	22.663	11	27 N.CZYBA	2:06.434	2:06.625	(13)	
12	35 J.BAUER	35.679	45 C.ROUGE	1:08.029	35 J.BAUER	22.676	12	35 J.BAUER	2:06.442	2:06.617	(12)	
13	58 I.IGLESIAS BRAVO	35.743	35 J.BAUER	1:08.087	58 I.IGLESIAS BRAVO	22.695	13	45 C.ROUGE	2:06.492	2:06.492	(11)	
14	45 C.ROUGE	35.817	58 I.IGLESIAS BRAVO	1:08.221	27 N.CZYBA	22.802	14	58 I.IGLESIAS BRAVO	2:06.659	2:07.051	(14)	
15	57 K.KOSKINEN	35.941	57 K.KOSKINEN	1:08.262	93 T.BERÇOT	22.893	15	57 K.KOSKINEN	2:07.098	2:07.113	(15)	
16	93 T.BERÇOT	35.954	93 T.BERÇOT	1:08.359	57 K.KOSKINEN	22.895	16	93 T.BERÇOT	2:07.206	2:07.305	(16)	
17	12 B.GOMEZ RUS	36.089	53 B.HART	1:08.639	18 M.MARTIN MARCO	22.920	17	53 B.HART	2:07.785	2:07.849	(17)	
18	53 B.HART	36.130	12 B.GOMEZ RUS	1:08.993	12 B.GOMEZ RUS	22.924	18	12 B.GOMEZ RUS	2:08.006	2:08.351	(18)	
19	18 M.MARTIN MARCO	36.174	18 M.MARTIN MARCO	1:09.016	53 B.HART	23.016	19	18 M.MARTIN MARCO	2:08.110	2:08.480	(19)	
20	50 O.VOSTATEK	36.357	50 O.VOSTATEK	1:09.349	50 O.VOSTATEK	23.215	20	50 O.VOSTATEK	2:08.921	2:08.960	(20)	
21	23 J.RAPOSEIRAS BERENGUE	36.818	25 L.VERDUGO DE LA TORRE	1:09.991	37 M.GONZALEZ ROJAS	23.374	21	37 M.GONZALEZ ROJAS	2:10.479	2:10.486	(21)	
22	8 V.CORREIA ESTURRADO	36.958	37 M.GONZALEZ ROJAS	1:10.147	14 M.BELLOT BERNABE	23.397	22	25 L.VERDUGO DE LA TORRE	2:10.604	2:10.994	(23)	
23	37 M.GONZALEZ ROJAS	36.958	8 V.CORREIA ESTURRADO	1:10.204	8 V.CORREIA ESTURRADO	23.479	23	8 V.CORREIA ESTURRADO	2:10.641	2:11.195	(24)	
24	14 M.BELLOT BERNABE	37.063	14 M.BELLOT BERNABE	1:10.237	25 L.VERDUGO DE LA TORRE	23.521	24	14 M.BELLOT BERNABE	2:10.697	2:10.905	(22)	
25	25 L.VERDUGO DE LA TORRE	37.092	23 J.RAPOSEIRAS BERENGUE	1:10.509	4 K.MARIA	23.581	25	23 J.RAPOSEIRAS BERENGUE	2:10.927	2:11.205	(25)	
26	4 K.MARIA	37.368	4 K.MARIA	1:11.249	23 J.RAPOSEIRAS BERENGUE	23.600	26	4 K.MARIA	2:12.198	2:12.426	(26)	
27	51 T.WALCH	37.772	51 T.WALCH	1:11.672	51 T.WALCH	24.278	27	51 T.WALCH	2:13.722	2:14.128	(27)	



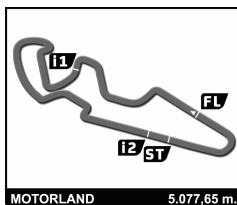
PREMOTO3

RFME CAMPEONATO DE ESPAÑA DE VELOCIDAD

Después de Entrenamiento Cronometrado 1

Velocidad máxima del evento

Piloto	Equipo	Moto	V. Max	Vlt.	Sesión
7 BARRY BALTUS	AJO ACADEMY	BEON	217.7	4	Entrenamiento Cronometra
30 LORENZO FELLON	AJO ACADEMY	BEON	216.4	6	Entrenamiento Cronometra
34 PEDRO ACOSTA SANCHEZ	CUNA DE CAMPEONES	MIR RACING	215.6	3	Entrenamiento Cronometra
11 ALEX ESCRIG RECHE	MRW-ASPAR TEAM	BEON	215.1	5	Entrenamiento Cronometra
66 ADRIAN HUERTAS DEL OLMO	CUNA DE CAMPEONES	MIR RACING	215.1	7	Entrenamiento Cronometra
35 JOSHUA BAUER	SCHOOL TEAM ESTRELLA GALICIA 0,0	BEON	214.3	3	Entrenamiento Cronometra
31 ADRIAN FERNANDEZ GONZALEZ	AJO ACADEMY	BEON	213.9	2	Entrenamiento Cronometra
12 BORJA GOMEZ RUS	BRIEFING COMPETICION	MIR RACING	213.4	6	Entrenamiento Cronometra
58 IÑIGO IGLESIAS BRAVO	IMC TEAM		213.4	9	Entrenamiento Cronometra
46 DAVID SALVADOR GOMEZ	CUNA DE CAMPEONES	MIR RACING	213.0	4	Entrenamiento Cronometra
93 TOM BERÇOT	BLUMAQ HMA RACING	BEON	212.6	7	Entrenamiento Cronometra
45 CLEMENT ROUGE	TEAM C-RACER	MORIWAKI	212.2	6	Entrenamiento Cronometra
57 KENNY KOSKINEN	H43 TEAM NOBBY	BEON	211.4	5	Entrenamiento Cronometra
99 CARLOS TATAY VILA	MRW-ASPAR TEAM	BEON	211.4	10	Entrenamiento Cronometra
27 NICOLAS CZYBA	BLUMAQ HMA RACING	BEON	210.5	3	Entrenamiento Cronometra
76 JULIAN GIRAL ROMERO	SCHOOL TEAM ESTRELLA GALICIA 0,0	BEON	210.1	9	Entrenamiento Cronometra
96 DANIEL HOLGADO MIRALLES	SCHOOL TEAM ESTRELLA GALICIA 0,0	BEON	209.7	13	Entrenamiento Cronometra
53 BRIAN DAVID HART	JEREZ ANDALUCIA MOTOR TALENT	RC SPORT	208.1	3	Entrenamiento Cronometra
18 MIGUEL MARTIN MARCO	IGAXTEAM	BEON	207.3	3	Entrenamiento Cronometra
14 MARIA BELLOT BERNABE	GASSS-SCHOOL COMPETICION	BEON	206.9	10	Entrenamiento Cronometra
4 KIKO MARIA	MOTOR LOVERS	BEON	206.1	8	Entrenamiento Cronometra
23 JORDI RAPOSEIRAS BERENGUERAS		MIR RACING	205.7	12	Entrenamiento Cronometra
37 MAURO GONZALEZ ROJAS	GECI MOTORSPORT	EME	205.7	2	Entrenamiento Cronometra
50 ONDREJ VOSTATEK	ETG RACING	BEON	205.3	3	Entrenamiento Cronometra
8 VASCO CORREIA ESTURRADO	TEAM MOTO CLU LOULÉ CONCELHO	MORIWAKI	203.8	6	Entrenamiento Cronometra
25 LUIS M. VERDUGO DE LA TORRE			201.1	4	Entrenamiento Cronometra
51 TRISTAN WALCH	ALARXA RACING TEAM		198.2	5	Entrenamiento Cronometra



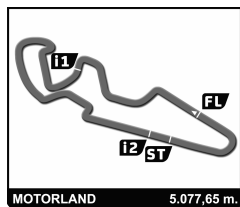
PREMOTO3

RFME CAMPEONATO DE ESPAÑA DE VELOCIDAD

Entrenamiento Cronometrado 1

Secuencia de vueltas rápidas

Tiempo de sesión	Piloto	Equipo	Moto	Neumaticos	Tiempo	km/h	Vlt.
4:26.457	76 JULIAN GIRAL ROMERO	SCHOOL TEAM ESTRELLA GALICIA 0,0	BEON	DUNLOP	2:06.548	144.4	2
5:13.973	34 PEDRO ACOSTA SANCHEZ	CUNA DE CAMPEONES	MIR RACING	DUNLOP	2:06.408	144.6	2
5:25.641	31 ADRIAN FERNANDEZ GONZALEZ	AJO ACADEMY	BEON	DUNLOP	2:05.823	145.3	2
7:18.979	34 PEDRO ACOSTA SANCHEZ	CUNA DE CAMPEONES	MIR RACING	DUNLOP	2:05.006	146.2	3
19:47.554	34 PEDRO ACOSTA SANCHEZ	CUNA DE CAMPEONES	MIR RACING	DUNLOP	2:04.509	146.8	6
21:50.825	34 PEDRO ACOSTA SANCHEZ	CUNA DE CAMPEONES	MIR RACING	DUNLOP	2:03.271	148.3	7
23:54.046	34 PEDRO ACOSTA SANCHEZ	CUNA DE CAMPEONES	MIR RACING	DUNLOP	2:03.221	148.3	8
25:57.023	34 PEDRO ACOSTA SANCHEZ	CUNA DE CAMPEONES	MIR RACING	DUNLOP	2:02.977	148.6	9



PREMOTO3

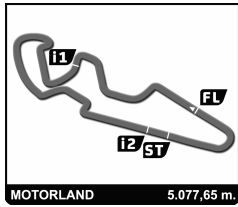
RFME CAMPEONATO DE ESPAÑA DE VELOCIDAD

Entrenamiento Cronometrado 1

Vuelta a vuelta

Mejor Personal Mejor de la sesión B Cruzando la línea de meta por el pit lane.

Vlt.	Nombre	Equipo	Sector 1	Sector 2	Sector 3	Km/h	T. Sesión	Vlt.	Nombre	Equipo	Sector 1	Sector 2	Sector 3	Km/h	T. Sesión
4	KIKO MARIA	POR						9	2:05.590		35.399	1:07.575	22.616	145.5	25:48.694
	MOTOR LOVERS	BEON						10	2:05.391		35.276	1:07.326	22.789	145.8	27:54.085
1	3:17.556	B	1:27.196	1:19.779	30.581	92.5	3:17.556	11	2:05.528		35.482	1:07.456	22.590	145.6	29:59.613
2	4:33.237		2:54.931	1:13.931	24.375	66.9	7:50.793	12	2:06.942		35.807	1:08.396	22.739	144.0	32:06.555
3	2:16.153		38.887	1:12.995	24.271	134.2	10:06.946								
4	2:14.434		38.016	1:12.364	24.054	136.0	12:21.380								
5	2:13.703		37.887	1:11.813	24.003	136.7	14:35.083								
6	2:13.036		37.742	1:11.581	23.713	137.4	16:48.119								
7	2:12.982		37.553	1:11.753	23.676	137.4	19:01.101								
8	2:13.122		37.622	1:11.919	23.581	137.3	21:14.223								
9	2:12.426		37.522	1:11.249	23.655	138.0	23:26.649								
10	2:23.300	B	38.138	1:12.718	32.444	127.5	25:49.949								
11	2:56.282		1:19.816	1:12.406	24.060	103.7	28:46.231								
12	2:12.777		37.368	1:11.450	23.959	137.7	30:59.008								
7	BARRY BALTUS	BEL													
	AJO ACADEMY	BEON													
1	3:19.090		1:46.003	1:09.107	23.980	91.8	3:19.090								
2	2:06.517		35.975	1:07.955	22.587	144.5	5:25.607								
3	2:05.190		35.425	1:07.347	22.418	146.0	7:30.797								
4	2:05.137		35.324	1:07.392	22.421	146.1	9:35.934								
5	2:05.383		35.531	1:07.469	22.383	145.8	11:41.317								
6	2:15.165	B	36.240	1:11.982	26.943	135.2	13:56.482								
7	5:54.841		4:23.830	1:08.412	22.599	51.5	19:51.323								
8	2:05.069		35.470	1:07.122	22.477	146.1	21:56.392								
9	2:04.801		35.280	1:06.987	22.534	146.5	24:01.193								
10	2:04.521		35.274	1:06.710	22.537	146.8	26:05.714								
11	2:05.040		35.136	1:07.134	22.770	146.2	28:10.754								
12	2:04.904		35.274	1:06.891	22.739	146.3	30:15.658								
8	VASCO CORREIA ESTURADO	POR													
	TEAM MOTO CLU LOULÉ CONCELHO	MORIWAKI													
1	2:32.865		53.124	1:13.736	26.005	119.6	2:32.865								
2	2:16.329		39.667	1:12.590	24.072	134.1	4:49.194								
3	2:11.909		37.478	1:10.822	23.609	138.6	7:01.103								
4	2:12.286		37.175	1:11.223	23.888	138.2	9:13.389								
5	2:12.199		37.414	1:10.818	23.967	138.3	11:25.588								
6	2:11.944		37.796	1:10.669	23.479	138.5	13:37.532								
7	2:12.186		38.460	1:10.204	23.522	138.3	15:49.718								
8	2:11.439		37.154	1:10.507	23.778	139.1	18:01.157								
9	2:11.195		36.958	1:10.531	23.706	139.3	20:12.352								
10	2:11.538		37.199	1:10.412	23.927	138.9	22:23.890								
11	2:15.089		39.238	1:12.075	23.776	135.3	24:38.979								
12	2:13.830		37.487	1:12.005	24.338	136.6	26:52.809								
11	ALEX ESCRIG RECHE	ESP													
	MRW-ASPAR TEAM	BEON													
1	2:58.581		1:20.478	1:14.797	23.306	102.3	2:58.581								
2	2:09.546		36.790	1:09.619	23.137	141.1	5:08.127								
3	2:08.026		36.402	1:08.836	22.788	142.8	7:16.153								
4	2:08.526		36.137	1:09.447	22.942	142.2	9:24.679								
5	2:22.419	B	46.759	1:08.558	27.102	128.3	11:47.098								
6	7:44.999		6:08.913	1:13.194	22.892	39.3	19:32.097								
7	2:05.859		35.730	1:07.532	22.597	145.2	21:37.956								
8	2:05.148		35.256	1:07.248	22.644	146.0	23:43.104								
12	BORJA GOMEZ RUS	ESP													
	BRIEFING COMPETICION	MIR RACING													
1	3:03.020		1:25.181	1:14.048	23.791	99.9	3:03.020								
2	2:10.593		37.121	1:10.314	23.158	140.0	5:13.613								
3	2:09.250		36.536	1:09.612	23.102	141.4	7:22.863								
4	2:09.811		36.515	1:09.938	23.358	140.8	9:32.674								
5	2:08.380		36.170	1:08.993	23.217	142.4	11:41.054								
6	2:09.412		36.860	1:09.628	22.924	141.2	13:50.466								
7	2:08.351		36.089	1:09.187	23.075	142.4	15:58.817								
8	2:43.959	B	40.803	1:13.726	49.430	111.5	18:42.776								
9	3:49.270		2:15.740	1:10.216	23.314	79.7	22:32.046								
10	2:26.276		37.063	1:25.859	23.354	125.0	24:58.322								
11	2:08.908		36.402	1:09.386	23.120	141.8	27:07.230								
12	2:13.154		36.872	1:12.992	23.290	137.3	29:20.384								
13	2:09.372		36.348	1:09.742	23.282	141.3	31:29.756								
14	MARIA BELLOT BERNABE	ESP													
	GASSS-SCHOOL COMPETICION	BEON													
1	2:35.982		1:00.327	1:11.863	23.792	117.2	2:35.982								
2	2:12.731		37.562	1:11.475	23.694	137.7	4:48.713								
3	2:12.139		37.760	1:10.711	23.668	138.3	7:00.852								
4	2:12.867		37.745	1:11.195	23.927	137.6	9:13.719								
5	2:11.724		37.259	1:10.942	23.523	138.8	11:25.443								
6	2:11.979		37.550	1:10.863	23.566	138.5	13:37.422								
7	2:11.488		37.427	1:10.357	23.704	139.0	15:48.910								
8	2:10.972		37.338	1:10.237	23.397	139.6	17:59.882								
9	2:11.028		37.063	1:10.517	23.448	139.5	20:10.910								
10	2:10.905		37.159	1:10.282	23.464	139.6	22:21.815								
11	2:31.769	B	41.101	1:22.661	28.007	120.4	24:53.584								
12	3:34.001		1:59.141	1:11.360	23.500	85.4	28:27.585								
13	2:12.048		37.071	1:11.388	23.589	138.4	30:39.633								
18	MIGUEL MARTIN MARCO	ESP													
	IGAXTEAM	BEON													
1	2:59.929		1:23.829	1:12.578	23.522	101.6	2:59.929								
2	2:09.422		36.531	1:09.623	23.268	141.2	5:09.3								



PREMOTO3

RFME CAMPEONATO DE ESPAÑA DE VELOCIDAD

Entrenamiento Cronometrado 1

Vuelta a vuelta

Mejor Personal Mejor de la sesión B Cruzando la línea de meta por el pit lane.

Vlt.	Tiempo	Sector 1	Sector 2	Sector 3	Km/h	T. Sesión
4	2:14.712	38.221	1:12.331	24.160	135.7	14:32.251
5	2:13.027	37.471	1:11.699	23.857	137.4	16:45.278
6	2:12.358	37.384	1:11.169	23.805	138.1	18:57.636
7	2:11.694	37.331	1:10.763	23.600	138.8	21:09.330
8	2:11.205	36.961	1:10.509	23.735	139.3	23:20.535
9	2:12.307	37.017	1:11.272	24.018	138.1	25:32.842
10	2:11.827	37.305	1:10.774	23.748	138.6	27:44.669
11	2:12.040	37.138	1:11.198	23.704	138.4	29:56.709
12	2:11.467	36.818	1:10.844	23.805	139.0	32:08.176

25 LUIS M. VERDUGO DE LA TORRE ESP						
1	2:46.080	1:08.520	1:13.506	24.054	110.1	2:46.080
2	2:14.353	38.995	1:11.569	23.789	136.0	5:00.433
3	2:14.033	37.526	1:12.527	23.980	136.4	7:14.466
4	2:11.725	37.607	1:10.597	23.521	138.8	9:26.191
5	2:11.745	37.265	1:10.634	23.846	138.7	11:37.936
6	2:12.398	37.774	1:10.808	23.816	138.0	13:50.334
7	2:17.682	37.105	1:16.912	23.665	132.7	16:08.016
8	2:12.415	38.282	1:10.440	23.693	138.0	18:20.431
9	2:11.028	37.152	1:10.160	23.716	139.5	20:31.459
10	2:10.994	37.323	1:09.991	23.680	139.5	22:42.453
11	2:13.534	38.705	1:11.225	23.604	136.9	24:55.987
12	2:11.143	37.092	1:10.334	23.717	139.4	27:07.130
13	2:11.074	37.172	1:10.139	23.763	139.4	29:18.204

27 NICOLAS CZYBA GER						
BLUMAQ HMA RACING BEON						
1	2:25.033	51.974	1:09.887	23.172	126.0	2:25.033
2	2:07.855	36.303	1:08.472	23.080	143.0	4:32.888
3	2:07.741	36.251	1:08.406	23.084	143.1	6:40.629
4	2:07.877	36.057	1:08.722	23.098	142.9	8:48.506
5	2:08.132	36.085	1:08.973	23.074	142.6	10:56.638
6	2:09.058	36.538	1:09.117	23.403	141.6	13:05.696
7	2:15.607 B	36.758	1:11.179	27.670	134.8	15:21.303
8	5:44.727	4:12.032	1:09.659	23.036	53.0	21:06.030
9	2:06.892	35.883	1:08.207	22.802	144.0	23:12.922
10	2:07.362	35.889	1:08.606	22.867	143.5	25:20.284
11	2:06.625	35.649	1:07.983	22.993	144.3	27:26.909
12	2:08.725	36.262	1:09.492	22.971	142.0	29:35.634
13	2:08.533	36.352	1:09.008	23.173	142.2	31:44.167

30 LORENZO FELLON FRA						
AJO ACADEMY BEON						
1	3:18.899	1:45.923	1:09.126	23.850	91.9	3:18.899
2	2:06.449	35.992	1:07.787	22.670	144.5	5:25.348
3	2:05.241	35.456	1:07.255	22.530	145.9	7:30.589
4	2:06.068	35.428	1:07.388	23.252	145.0	9:36.657
5	2:09.136	38.542	1:08.085	22.509	141.5	11:45.793
6	2:05.166	35.322	1:07.039	22.805	146.0	13:50.959
7	2:22.570 B	41.614	1:13.278	27.678	128.2	16:13.529
8	4:58.470	3:23.552	1:12.194	22.724	61.2	21:11.999
9	2:06.182	35.500	1:08.003	22.679	144.8	23:18.181
10	2:05.986	35.566	1:07.740	22.680	145.1	25:24.167
11	2:06.013	35.562	1:07.729	22.722	145.0	27:30.180
12	2:06.157	35.577	1:07.955	22.625	144.9	29:36.337

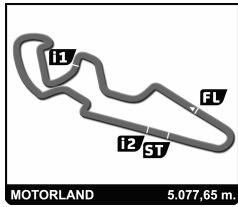
Vlt.	Tiempo	Sector 1	Sector 2	Sector 3	Km/h	T. Sesión
13	2:07.472	35.891	1:08.826	22.755	143.4	31:43.809

31 ADRIAN FERNANDEZ GONZALEZ ESP						
AJO ACADEMY BEON						
1	3:19.818	1:46.298	1:09.306	24.214	91.5	3:19.818
2	2:05.823	35.340	1:07.649	22.834	145.3	5:25.641
3	2:06.472	35.871	1:07.978	22.623	144.5	7:32.113
4	2:05.264	35.358	1:07.306	22.600	145.9	9:37.377
5	2:05.607	35.478	1:07.557	22.572	145.5	11:42.984
6	2:12.749 B	36.406	1:08.478	27.865	137.7	13:55.733
7	6:15.107	4:43.158	1:09.074	22.875	48.7	20:10.840
8	2:06.083	35.846	1:07.462	22.775	145.0	22:16.923
9	2:05.992	35.472	1:07.643	22.877	145.1	24:22.915
10	2:06.028	35.523	1:07.602	22.903	145.0	26:28.943
11	2:06.201	35.602	1:07.646	22.953	144.8	28:35.144
12	2:06.432	35.536	1:07.974	22.922	144.6	30:41.576

34 PEDRO ACOSTA SANCHEZ ESP						
CUNA DE CAMPEONES MIR RACING						
1	3:07.565	1:34.747	1:09.715	23.103	97.4	3:07.565
2	2:06.408	35.970	1:07.848	22.590	144.6	5:13.973
3	2:05.006	35.440	1:07.157	22.409	146.2	7:18.979
4	2:21.322 B	38.875	1:14.576	27.871	129.3	9:40.301
5	8:02.744	6:31.676	1:08.313	22.755	37.9	17:43.045
6	2:04.509	35.068	1:06.945	22.496	146.8	19:47.554
7	2:03.271	34.634	1:06.317	22.320	148.3	21:50.825
8	2:03.221	34.626	1:06.225	22.370	148.3	23:54.046
9	2:02.977	34.505	1:06.020	22.452	148.6	25:57.023
10	2:03.586	34.697	1:06.310	22.579	147.9	28:00.609
11	2:03.865	34.816	1:06.435	22.614	147.6	30:04.474

35 JOSHUA BAUER GER						
SCHOOL TEAM ESTRELLA GALICIA 0,0 BEON						
1	2:21.387	48.758	1:09.486	23.143	129.3	2:21.387
2	2:08.270	36.104	1:08.810	23.356	142.5	4:29.657
3	2:47.226	42.227	1:42.323	22.676	109.3	7:16.883
4	2:08.123	36.062	1:09.024	23.037	142.7	9:25.006
5	2:07.414	35.998	1:08.378	23.038	143.4	11:32.420
6	2:20.692	42.324	1:15.445	22.923	129.9	13:53.112
7	2:15.602 B	37.301	1:09.099	29.202	134.8	16:08.714
8	5:04.099	3:24.982	1:16.144	22.973	60.1	21:12.813
9	2:08.148	35.737	1:09.417	22.994	142.6	23:20.961
10	2:06.956	35.950	1:08.087	22.919	144.0	25:27.917
11	2:09.012	35.879	1:10.121	23.012	141.7	27:36.929
12	2:08.009	35.888	1:09.109	23.012	142.8	29:44.938
13	2:06.617	35.679	1:08.102	22.836	144.4	31:51.555

37 MAURO GONZALEZ ROJAS ESP						
GECI MOTORSPORT EME						
1	3:14.121	1:35.803	1:14.569	23.749	94.2	3:14.121
2	2:15.623	38.069	1:13.956	23.598	134.8	5:29.744
3	2:12.784	37.670	1:11.518	23.596	137.6	7:42.528
4	2:11.966	37.926	1:10.487	23.553	138.5	9:54.494
5	2:11.378	37.324	1:10.434	23.620	139.1	12:05.872
6	2:10.857	37.203	1:10.158	23.496	139.7	14:16.729
7	2:23.782 B	36.958	1:15.826	30.998	127.1	16:40.511



PREMOTO3

RFME CAMPEONATO DE ESPAÑA DE VELOCIDAD

Entrenamiento Cronometrado 1

Vuelta a vuelta

Mejor Personal Mejor de la sesión B Cruzando la línea de meta por el pit lane.

Vlt.	Tiempo	Sector 1	Sector 2	Sector 3	Km/h	T. Sesión
8	6:02.818	4:25.404	1:13.797	23.617	50.4	22:43.329
9	2:11.509	37.553	1:10.479	23.477	139.0	24:54.838
10	2:10.486	36.965	1:10.147	23.374	140.1	27:05.324
11	3:01.133	39.719	1:56.644	24.770	100.9	30:06.457

45 CLEMENT ROUGE		FRA				
TEAM C-RACER		MORIWAKI				
1	3:08.638	1:33.307	1:12.037	23.294	96.9	3:08.638
2	2:08.063	36.139	1:08.762	23.162	142.7	5:16.701
3	2:07.640	36.085	1:08.465	23.090	143.2	7:24.341
4	2:08.088	35.928	1:08.950	23.210	142.7	9:32.429
5	2:14.294	36.052	1:14.890	23.352	136.1	11:46.723
6	2:06.492	35.817	1:08.029	22.646	144.5	13:53.215
7	2:09.032	36.867	1:08.974	23.191	141.6	16:02.247
8	2:07.295	35.987	1:08.188	23.120	143.6	18:09.542
9	2:07.631	35.982	1:08.386	23.263	143.2	20:17.173
10	2:47.232 B	47.105	1:31.310	28.817	109.3	23:04.405
11	4:20.851	2:27.466	1:29.586	23.799	70.1	27:25.256
12	2:10.071	36.596	1:09.797	23.678	140.5	29:35.327
13	2:08.830	36.313	1:09.046	23.471	141.9	31:44.157

46 DAVID SALVADOR GOMEZ		ESP				
CUNA DE CAMPEONES		MIR RACING				
1	3:03.113	1:28.027	1:11.690	23.396	99.8	3:03.113
2	2:07.390	36.094	1:08.501	22.795	143.5	5:10.503
3	2:17.140	35.500	1:18.733	22.907	133.3	7:27.643
4	2:10.426 B	35.772	1:08.000	26.654	140.1	9:38.069
5	8:05.596	6:32.141	1:10.928	22.527	37.6	17:43.665
6	2:04.683	35.207	1:07.030	22.446	146.6	19:48.348
7	2:04.212	35.021	1:06.745	22.446	147.1	21:52.560
8	2:04.748	34.978	1:06.853	22.917	146.5	23:57.308
9	2:07.625	35.442	1:08.918	23.265	143.2	26:04.933
10	2:58.859 B	39.259	1:45.874	33.726	102.2	29:03.792

50 ONDREJ VOSTATEK		CZE				
ETG RACING		BEON				
1	2:46.820	1:11.060	1:12.110	23.650	109.6	2:46.820
2	2:12.373	37.848	1:10.886	23.639	138.1	4:59.193
3	2:18.777	37.406	1:18.156	23.215	131.7	7:17.970
4	2:11.203	37.142	1:09.544	24.517	139.3	9:29.173
5	2:09.906	37.004	1:09.557	23.345	140.7	11:39.079
6	2:11.354	36.788	1:10.954	23.612	139.1	13:50.433
7	2:08.960	36.357	1:09.349	23.254	141.7	15:59.393
8	2:19.168	36.627	1:17.837	24.704	131.3	18:18.561
9	2:26.772	36.950	1:26.579	23.243	124.5	20:45.333
10	2:09.187	36.434	1:09.390	23.363	141.5	22:54.520
11	2:10.330	36.527	1:10.268	23.535	140.2	25:04.850
12	2:09.366	36.499	1:09.501	23.366	141.3	27:14.216
13	2:11.698	37.821	1:10.348	23.529	138.8	29:25.914
14	2:13.654	37.803	1:11.921	23.930	136.8	31:39.568

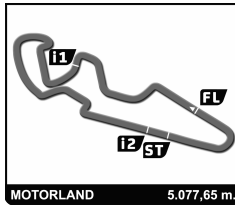
51 TRISTAN WALCH		AUS				
ALARXA RACING TEAM						
1	2:35.646	55.142	1:15.017	25.487	117.4	2:35.646
2	2:16.376	38.874	1:12.663	24.839	134.0	4:52.022
3	2:16.599	38.443	1:12.936	25.220	133.8	7:08.621

Vlt.	Tiempo	Sector 1	Sector 2	Sector 3	Km/h	T. Sesión
4	2:24.240 B	39.589	1:15.845	28.806	126.7	9:32.861
5	4:19.104	2:41.770	1:13.056	24.278	70.5	13:51.965
6	2:15.632	38.457	1:12.324	24.851	134.8	16:07.597
7	2:15.399	38.543	1:12.242	24.614	135.0	18:22.996
8	2:15.633	38.110	1:12.678	24.845	134.8	20:38.629
9	2:16.808	39.128	1:13.292	24.388	133.6	22:55.437
10	2:15.714	38.286	1:12.727	24.701	134.7	25:11.151
11	2:16.272	39.106	1:12.601	24.565	134.1	27:27.423
12	2:15.132	37.936	1:12.618	24.578	135.3	29:42.555
13	2:14.128	37.772	1:11.672	24.684	136.3	31:56.683

53 BRIAN DAVID HART		GBR				
JEREZ ANDALUCIA MOTOR TALENT		RC SPORT				
1	3:04.427	1:30.409	1:10.657	23.361	99.1	3:04.427
2	2:08.787	36.291	1:09.343	23.153	141.9	5:13.214
3	2:08.205	36.171	1:08.895	23.139	142.6	7:21.419
4	2:09.679	36.626	1:09.363	23.690	140.9	9:31.098
5	2:13.293	36.523	1:09.804	26.966	137.1	11:44.391
6	2:08.314	36.524	1:08.639	23.151	142.4	13:52.705
7	2:15.453 B	36.567	1:10.130	28.756	134.9	16:08.158
8	5:42.646	4:06.488	1:11.685	24.473	53.3	21:50.804
9	2:07.911	36.130	1:08.697	23.084	142.9	23:58.715
10	2:07.849	36.132	1:08.701	23.016	143.0	26:06.564
11	2:08.663	36.280	1:08.986	23.397	142.1	28:15.227
12	2:08.801	36.375	1:08.999	23.427	141.9	30:24.028

57 KENNY KOSKINEN		FIN				
H43 TEAM NOBBY		BEON				
1	2:31.430	56.213	1:11.457	23.760	120.7	2:31.430
2	2:10.735	37.089	1:10.030	23.616	139.8	4:42.165
3	2:34.667	37.754	1:33.933	22.980	118.2	7:16.832
4	2:16.457	36.404	1:16.950	23.103	133.9	9:33.289
5	2:07.733	36.151	1:08.614	22.968	143.1	11:41.022
6	2:08.835	36.694	1:09.246	22.895	141.9	13:49.857
7	2:18.778	36.233	1:19.027	23.518	131.7	16:08.635
8	2:20.023	36.995	1:19.818	23.210	130.5	18:28.658
9	2:16.010	36.129	1:16.648	23.233	134.4	20:44.668
10	2:07.839	36.186	1:08.556	23.097	143.0	22:52.507
11	2:07.543	36.098	1:08.432	23.013	143.3	25:00.050
12	2:07.113	35.941	1:08.262	22.910	143.8	27:07.163
13	2:29.431	45.963	1:19.614	23.854	122.3	29:36.594
14	2:09.374	37.901	1:08.462	23.011	141.3	31:45.968

58 IÑIGO IGLESIAS BRAVO		ESP				
IMC TEAM						
1	2:59.628	1:22.747	1:13.390	23.491	101.8	2:59.628
2	2:08.620	36.368	1:09.243	23.009	142.1	5:08.248
3	2:08.021	36.198	1:09.128	22.695	142.8	7:16.269
4	2:08.639	36.244	1:09.392	23.003	142.1	9:24.908
5	2:07.630	36.328	1:08.476	22.826	143.2	11:32.538
6	2:07.983	36.186	1:08.406	23.391	142.8	13:40.521
7	2:08.304	36.041	1:08.797	23.466	142.5	15:48.825
8	2:25.552 B	42.030	1:11.762	31.760	125.6	18:14.377
9	3:01.267	1:27.957	1:10.496	22.814	100.8	21:15.644
10	2:08.128	36.185	1:08.598	23.345	142.6	23:23.772
11	2:08.350	36.210	1:08.840	23.300	142.4	25:32.122



PREMOTO3

RFME CAMPEONATO DE ESPAÑA DE VELOCIDAD

Entrenamiento Cronometrado 1

Vuelta a vuelta

Mejor Personal Mejor de la sesión B Cruzando la línea de meta por el pit lane.

Vlt.	Tiempo	Sector 1	Sector 2	Sector 3	Km/h	T. Sesión	Vlt.	Tiempo	Sector 1	Sector 2	Sector 3	Km/h	T. Sesión
12	2:07.970	36.560	1:08.517	22.893	142.8	27:40.092	6	5:45.941	4:13.418	1:09.529	22.994	52.8	16:47.280
13	2:07.051	35.743	1:08.221	23.087	143.9	29:47.143	7	2:07.242	35.858	1:08.510	22.874	143.6	18:54.522
14	2:16.401	36.946	1:15.020	24.435	134.0	32:03.544	8	2:06.845	35.848	1:08.141	22.856	144.1	21:01.367

66 ADRIAN HUERTAS DEL OLMO ESP						
CUNA DE CAMPEONES				MIR RACING		
1	3:00.768	1:21.439	1:16.174	23.155	101.1	3:00.768
2	2:07.858	36.263	1:08.852	22.743	142.9	5:08.626
3	2:18.890	36.220	1:19.684	22.986	131.6	7:27.516
4	2:06.309	35.827	1:07.767	22.715	144.7	9:33.825
5	2:19.212 B	36.669	1:12.984	29.559	131.3	11:53.037
6	5:50.240	4:19.261	1:08.408	22.571	52.2	17:43.277
7	2:04.522	35.205	1:06.935	22.382	146.8	19:47.799
8	2:04.275	34.977	1:06.690	22.608	147.1	21:52.074
9	2:05.281	34.947	1:07.062	23.272	145.9	23:57.355
10	2:14.707 B	35.599	1:11.054	28.054	135.7	26:12.062

76 JULIAN GIRAL ROMERO ESP						
SCHOOL TEAM ESTRELLA GALICIA 0,0				BEON		
1	2:19.909	47.527	1:09.180	23.202	130.6	2:19.909
2	2:06.548	35.792	1:07.920	22.836	144.4	4:26.457
3	2:06.351	35.757	1:07.677	22.917	144.7	6:32.808
4	2:13.705 B	35.576	1:07.581	30.548	136.7	8:46.513
5	6:20.512	4:48.598	1:08.824	23.090	48.0	15:07.025
6	2:05.848	35.522	1:07.486	22.840	145.2	17:12.873
7	2:05.184	35.244	1:07.148	22.792	146.0	19:18.057
8	2:05.135	35.449	1:06.906	22.780	146.1	21:23.192
9	2:04.667	35.205	1:06.853	22.609	146.6	23:27.859
10	2:05.180	35.437	1:07.097	22.646	146.0	25:33.039
11	2:06.713	35.765	1:08.023	22.925	144.2	27:39.752
12	2:05.798	35.593	1:07.606	22.599	145.3	29:45.550
13	2:05.742	35.307	1:07.651	22.784	145.4	31:51.292

93 TOM BERÇOT FRA						
BLUMAQ HMA RACING				BEON		
1	2:38.384	1:01.783	1:12.595	24.006	115.4	2:38.384
2	2:10.826	37.064	1:10.351	23.411	139.7	4:49.210
3	2:09.989	36.783	1:09.799	23.407	140.6	6:59.199
4	2:09.613	36.608	1:09.354	23.651	141.0	9:08.812
5	2:20.562	37.090	1:16.745	26.727	130.0	11:29.374
6	2:11.383	36.647	1:10.685	24.051	139.1	13:40.757
7	2:07.912	36.288	1:08.467	23.157	142.9	15:48.669
8	2:21.005	45.041	1:12.649	23.315	129.6	18:09.674
9	2:07.305	36.053	1:08.359	22.893	143.6	20:16.979
10	2:17.336 B	36.847	1:12.358	28.131	133.1	22:34.315
11	3:14.743	1:41.242	1:10.551	22.950	93.9	25:49.058
12	2:07.753	35.954	1:08.602	23.197	143.1	27:56.811
13	2:07.717	36.154	1:08.420	23.143	143.1	30:04.528

96 DANIEL HOLGADO MIRALLES ESP						
SCHOOL TEAM ESTRELLA GALICIA 0,0				BEON		
1	2:24.986	51.214	1:10.478	23.294	126.1	2:24.986
2	2:07.781	36.163	1:08.570	23.048	143.0	4:32.767
3	2:07.761	36.091	1:08.566	23.104	143.1	6:40.528
4	2:07.814	36.018	1:08.591	23.205	143.0	8:48.342
5	2:12.997 B	36.029	1:08.319	28.649	137.4	11:01.339

99 CARLOS TATAY VILA ESP						
MRW-ASPAR TEAM				BEON		
1	3:01.190	1:22.637	1:14.850	23.703	100.9	3:01.190
2	2:07.784	35.963	1:08.341	23.480	143.0	5:08.974
3	2:21.128 B	35.898	1:16.260	28.970	129.5	7:30.102
4	9:32.403	8:00.059	1:09.251	23.093	31.9	17:02.505
5	2:06.648	35.805	1:07.893	22.950	144.3	19:09.153
6	2:06.066	35.661	1:07.550	22.855	145.0	21:15.219
7	2:05.551	35.586	1:07.209	22.756	145.6	23:20.770
8	2:05.727	35.428	1:07.475	22.824	145.4	25:26.497
9	2:05.089	35.322	1:06.931	22.836	146.1	27:31.586
10	2:04.822	35.231	1:06.995	22.596	146.4	29:36.408
11	2:07.733	37.334	1:07.410	22.989	143.1	31:44.141