

85GP / MOTO4

RFME CAMPEONATO DE ESPAÑA DE VELOCIDAD

Warm-up

Clasificación

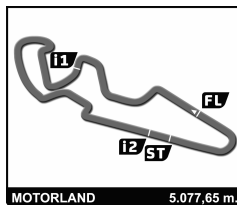
Nº	Piloto	Nac	Equipo	Moto	Neumaticos	Tiempo	Vlt.	Total	Dif.	Km/h
1	17 DANIEL MUÑOZ FERNANDEZ	ESP		TPR	DUNLOP	Moto4	2:13.896	4 5	-	136.5
2	69 MARCOS RUDA COMINO	ESP		MIR RACING	DUNLOP	Moto4	2:14.117	4 4	+0.221	136.3
3	31 ROBERTO GARCIA TINOCO	ESP		TPR	DUNLOP	Moto4	2:14.504	2 5	+0.608	135.9
4	49 JULIO GARCIA GONZALEZ	ESP	GESI MOTORSPOT	EME	DUNLOP	Moto4	2:14.720	5 5	+0.824	135.7
5	64 DAVID MUÑOZ RODRIGUEZ	ESP		RC SPORT	DUNLOP	Moto4	2:14.806	2 5	+0.910	135.6
6	22 HUGO MILLAN GRACIA	ESP	SAG-M.A.MOTOSPORT	MIR RACING	DUNLOP	Moto4	2:15.034	4 5	+1.138	135.4
7	15 JULEN AVILA CORTES	ESP	BLUMAQ HMA RACING		DUNLOP	Moto4	2:15.634	5 5	+1.738	134.8
8	70 JOSHUA WHATLEY	GBR	FAU55 RACING	BEON	DUNLOP	Moto4	2:15.672	5 5	+1.776	134.7
9	89 MARCOS URIARTE RODRIGUEZ	ESP		TPR	DUNLOP	85GP	2:15.890	5 5	+1.994	134.5
10	37 MAX SANCHEZ QUESADA	ESP		MIR RACING	DUNLOP	Moto4	2:16.174	5 5	+2.278	134.2
11	4 ERIC FERNANDEZ ROBLEDDILLO	ESP	SPEED RACING		DUNLOP	Moto4	2:16.584	4 4	+2.688	133.8
12	13 MARCO TAPIA HORCAS	ESP	CUNA DE CAMPEONES	MIR RACING	DUNLOP	Moto4	2:16.601	4 4	+2.705	133.8
13	96 ROCCO LANDERS	USA	TEAM AMERICA	BEON	DUNLOP	85GP	2:16.665	5 5	+2.769	133.7
14	95 JOSE ANTONIO RUEDA RUIZ	ESP		BEON	DUNLOP	85GP	2:16.670	4 4	+2.774	133.7
15	7 ONDREJ HONZAK	CZE	EUROTRADIS RACING TEAM	TPR	DUNLOP	Moto4	2:17.357	5 5	+3.461	133.1
16	74 DAIJIRO SAKO	JAP	IGAXTEAM		DUNLOP	85GP	2:17.737	4 4	+3.841	132.7
17	59 GABIN PLANQUES	FRA		BEON	DUNLOP	85GP	2:17.987	5 5	+4.091	132.5
18	24 GERARD MARTIN CLANCHET	ESP	IGAXTEAM		DUNLOP	85GP	2:18.445	5 5	+4.549	132.0
19	48 IVAN ORTOLA DIEZ	ESP			DUNLOP	85GP	2:18.659	4 4	+4.763	131.8
20	10 ADRIAN CRUCES SERRANO	ESP			DUNLOP	85GP	2:18.991	2 5	+5.095	131.5
21	54 FERMIN ALDEGUER MENGUAL	ESP		MIR RACING	DUNLOP	Moto4	2:18.994	2 4	+5.098	131.5
22	80 DAVID ALONSO GOMEZ	ESP	HALCOURIER MS RACING		DUNLOP	85GP	2:19.153	4 4	+5.257	131.3
23	42 DIOGO MOREIRA NASCIMENTO	BRA	SCHOOL TEAM ESTRELLA GALICIA 0,0	BEON	DUNLOP	85GP	2:19.495	4 4	+5.599	131.0
24	29 FERNANDO LUQUE OLIVERO	ESP	JEREZ ANDALUCIA MOTOR TALENT	RC SPORT	DUNLOP	Moto4	2:19.555	2 4	+5.659	131.0
25	53 MICHAL BULIK	SVK	ETG RACING	BEON	DUNLOP	Moto4	2:19.579	4 4	+5.683	130.9
26	86 MARIO MAYOR FRANCES	ESP		BEON	DUNLOP	85GP	2:19.656	3 5	+5.760	130.9
27	65 MARCO MORELLI CHINCOLLA	ESP	MRW-ASPAR TEAM		DUNLOP	85GP	2:20.676	4 4	+6.780	129.9
28	45 SERGIO GONZALEZ VALLINAS	ESP	XCTECH	HONDA	DUNLOP	Moto4	2:21.337	4 5	+7.441	129.3
29	87 ARNAU MONLLAU BEDOS	ESP	ALARXA	MIR RACING	DUNLOP	Moto4	2:22.355	2 5	+8.459	128.4
30	26 JONATHAN FINN	CAN	XCTECH	BEON	DUNLOP	85GP	2:22.478	3 4	+8.582	128.3
31	39 ERROL SULLIVAN	USA	TEAM AMERICA	BEON	DUNLOP	85GP	2:24.206	5 5	+10.310	126.7
32	41 OSCAR NUÑEZ FERNANDEZ-COTC	ESP	BLUMAQ HMA RACING		DUNLOP	Moto4	2:26.231	4 4	+12.335	125.0
33	9 FREDDIE HEINRICH	GER	BLUMAQ HMA RACING	BEON	DUNLOP	Moto4		1		

Vuelta Rápida	Vlt. 4	DANIEL MUÑOZ FERNANDEZ	2:13.896	136.5 Kph
----------------------	--------	------------------------	----------	-----------

Hora de publicación:

Estado de la pista: **SECO**

Director de carrera:	Cronometrador:
----------------------	----------------



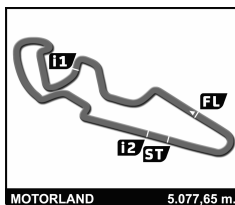
85GP / MOTO4

RFME CAMPEONATO DE ESPAÑA DE VELOCIDAD

Warm-up

Mejores tiempos de sector

SECTOR 1			SECTOR 2			SECTOR 3			Pos	Piloto	Vuelta Ideal	Mejor Vuelta
Pos	Piloto	Tiempo	Piloto	Tiempo	Piloto	Tiempo	Pos	Piloto				
1	17 D.MUÑOZ FERNANDEZ	37.428	31 R.GARCIA TINOCO	1:11.346	69 M.RUDA COMINO	24.298	1	31 R.GARCIA TINOCO	2:13.314	2:14.504	(3)	
2	31 R.GARCIA TINOCO	37.644	17 D.MUÑOZ FERNANDEZ	1:11.690	31 R.GARCIA TINOCO	24.324	2	17 D.MUÑOZ FERNANDEZ	2:13.603	2:13.896	(1)	
3	22 H.MILLAN GRACIA	37.702	64 D.MUÑOZ RODRIGUEZ	1:12.044	17 D.MUÑOZ FERNANDEZ	24.485	3	69 M.RUDA COMINO	2:14.117	2:14.117	(2)	
4	69 M.RUDA COMINO	37.712	69 M.RUDA COMINO	1:12.107	49 J.GARCIA GONZALEZ	24.590	4	64 D.MUÑOZ RODRIGUEZ	2:14.415	2:14.806	(5)	
5	49 J.GARCIA GONZALEZ	37.731	15 J.AVILA CORTES	1:12.318	64 D.MUÑOZ RODRIGUEZ	24.602	5	49 J.GARCIA GONZALEZ	2:14.720	2:14.720	(4)	
6	64 D.MUÑOZ RODRIGUEZ	37.769	49 J.GARCIA GONZALEZ	1:12.399	15 J.AVILA CORTES	24.617	6	22 H.MILLAN GRACIA	2:15.034	2:15.034	(6)	
7	70 J.WHATLEY	38.058	70 J.WHATLEY	1:12.526	4 E.FERNANDEZ ROBLDILL	24.619	7	70 J.WHATLEY	2:15.487	2:15.672	(8)	
8	89 M.URIASTE RODRIGUEZ	38.197	22 H.MILLAN GRACIA	1:12.599	22 H.MILLAN GRACIA	24.733	8	15 J.AVILA CORTES	2:15.536	2:15.634	(7)	
9	96 R.LANDERS	38.207	4 E.FERNANDEZ ROBLDILL	1:12.824	37 M.SANCHEZ QUESADA	24.735	9	89 M.URIASTE RODRIGUEZ	2:15.890	2:15.890	(9)	
10	13 M.TAPIA HORCAS	38.224	89 M.URIASTE RODRIGUEZ	1:12.886	89 M.URIASTE RODRIGUEZ	24.807	10	4 E.FERNANDEZ ROBLDILL	2:16.016	2:16.584	(11)	
11	74 D.SAKO	38.261	37 M.SANCHEZ QUESADA	1:12.971	48 I.ORTOLA DIEZ	24.857	11	37 M.SANCHEZ QUESADA	2:16.062	2:16.174	(10)	
12	95 J.RUEDA RUIZ	38.347	13 M.TAPIA HORCAS	1:13.032	70 J.WHATLEY	24.903	12	13 M.TAPIA HORCAS	2:16.568	2:16.601	(12)	
13	37 M.SANCHEZ QUESADA	38.356	95 J.RUEDA RUIZ	1:13.147	10 A.CRUCES SERRANO	25.015	13	96 R.LANDERS	2:16.665	2:16.665	(13)	
14	59 G.PLANQUES	38.468	96 R.LANDERS	1:13.230	7 O.HONZAK	25.068	14	95 J.RUEDA RUIZ	2:16.670	2:16.670	(14)	
15	4 J.AVILA CORTES	38.573	7 O.HONZAK	1:13.268	54 F.ALDEGUER MENGUAL	25.116	15	7 O.HONZAK	2:17.016	2:17.357	(15)	
16	15 J.AVILA CORTES	38.601	59 G.PLANQUES	1:13.789	95 J.RUEDA RUIZ	25.176	16	48 I.ORTOLA DIEZ	2:17.709	2:18.659	(19)	
17	48 I.ORTOLA DIEZ	38.636	54 F.ALDEGUER MENGUAL	1:14.092	80 D.ALONSO GOMEZ	25.193	17	74 D.SAKO	2:17.737	2:17.737	(16)	
18	7 O.HONZAK	38.680	24 G.MARTIN CLANCHET	1:14.094	74 D.SAKO	25.220	18	59 G.PLANQUES	2:17.818	2:17.987	(17)	
19	80 D.ALONSO GOMEZ	38.744	80 D.ALONSO GOMEZ	1:14.128	96 R.LANDERS	25.228	19	80 D.ALONSO GOMEZ	2:18.065	2:19.153	(22)	
20	24 G.MARTIN CLANCHET	38.748	48 I.ORTOLA DIEZ	1:14.216	13 M.TAPIA HORCAS	25.312	20	54 F.ALDEGUER MENGUAL	2:18.104	2:18.994	(21)	
21	53 M.BULIK	38.844	74 D.SAKO	1:14.256	53 M.BULIK	25.349	21	24 G.MARTIN CLANCHET	2:18.371	2:18.445	(18)	
22	54 F.ALDEGUER MENGUAL	38.896	29 F.LUQUE OLIVERO	1:14.499	29 F.LUQUE OLIVERO	25.352	22	10 A.CRUCES SERRANO	2:18.862	2:18.991	(20)	
23	86 M.MAYOR FRANCES	38.923	86 M.MAYOR FRANCES	1:14.634	86 M.MAYOR FRANCES	25.458	23	53 M.BULIK	2:19.015	2:19.579	(25)	
24	10 A.CRUCES SERRANO	38.931	42 D.MOREIRA NASCIMENTO	1:14.767	42 D.MOREIRA NASCIMENTO	25.465	24	86 M.MAYOR FRANCES	2:19.015	2:19.656	(26)	
25	42 D.MOREIRA NASCIMENTO	39.263	53 M.BULIK	1:14.822	24 G.MARTIN CLANCHET	25.529	25	29 F.LUQUE OLIVERO	2:19.303	2:19.555	(24)	
26	45 S.GONZALEZ VALLINAS	39.288	10 A.CRUCES SERRANO	1:14.916	59 G.PLANQUES	25.561	26	42 D.MOREIRA NASCIMENTO	2:19.495	2:19.495	(23)	
27	65 M.MORELLI CHINCOLLA	39.367	65 M.MORELLI CHINCOLLA	1:15.460	45 S.GONZALEZ VALLINAS	25.728	27	65 M.MORELLI CHINCOLLA	2:20.676	2:20.676	(27)	
28	29 F.LUQUE OLIVERO	39.452	87 A.MONLLAU BEDOS	1:15.968	26 J.FINN	25.812	28	45 S.GONZALEZ VALLINAS	2:21.003	2:21.337	(28)	
29	26 J.FINN	40.258	45 S.GONZALEZ VALLINAS	1:15.987	65 M.MORELLI CHINCOLLA	25.849	29	87 A.MONLLAU BEDOS	2:22.285	2:22.355	(29)	
30	87 A.MONLLAU BEDOS	40.307	26 J.FINN	1:16.351	87 A.MONLLAU BEDOS	26.010	30	26 J.FINN	2:22.421	2:22.478	(30)	
31	39 E.SULLIVAN	40.808	39 E.SULLIVAN	1:16.758	39 E.SULLIVAN	26.421	31	39 E.SULLIVAN	2:23.987	2:24.206	(31)	
32	9 F.HEINRICH	41.241	41 O.NUÑEZ FERNANDEZ-CO	1:17.636	9 F.HEINRICH	26.724	32	41 O.NUÑEZ FERNANDEZ-CO	2:25.846	2:26.231	(32)	
33	41 O.NUÑEZ FERNANDEZ-CO	41.430	9 F.HEINRICH	1:20.360	41 O.NUÑEZ FERNANDEZ-CO	26.780	33	9 F.HEINRICH	2:28.325			



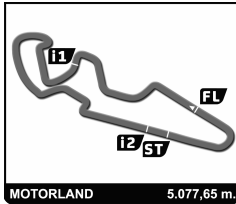
85GP / MOTO4

RFME CAMPEONATO DE ESPAÑA DE VELOCIDAD

Después de Warm-up

Velocidad máxima del evento

Piloto	Equipo	Moto	V. Max	Vlt.	Sesión		
64	DAVID MUÑOZ RODRIGUEZ	RC SPORT	Moto4	186.2	4	Entrenamiento Cronometra	
49	JULIO GARCIA GONZALEZ	GESI MOTORSPOT	EME	Moto4	185.9	9	Entrenamiento Cronometra
17	DANIEL MUÑOZ FERNANDEZ	TPR	Moto4	185.6	6	Entrenamiento Cronometra	
54	FERMIN ALDEGUER MENGUAL	MIR RACING	Moto4	185.2	10	Entrenamiento Cronometra	
74	DAIJIRO SAKO	IGAXTEAM	85GP	185.2	1	Entrenamiento Cronometra	
15	JULEN AVILA CORTES	BLUMAQ HMA RACING	Moto4	184.9	11	Entrenamiento Cronometra	
31	ROBERTO GARCIA TINOCO	TPR	Moto4	184.9	11	Entrenamiento Cronometra	
37	MAX SANCHEZ QUESADA	MIR RACING	Moto4	184.9	1	Entrenamiento Cronometra	
70	JOSHUA WHATLEY	FAU55 RACING	BEON	Moto4	184.9	5	Entrenamiento Cronometra
69	MARCOS RUDA COMINO	MIR RACING	Moto4	183.7	8	Entrenamiento Cronometra	
95	JOSE ANTONIO RUEDA RUIZ	BEON	85GP	183.4	4	Entrenamiento Cronometra	
89	MARCOS URIARTE RODRIGUEZ	TPR	85GP	183.1	6	Entrenamiento Cronometra	
80	DAVID ALONSO GOMEZ	HALCOURIER MS RACING	85GP	182.7	4	Warm-up	
10	ADRIAN CRUCES SERRANO	85GP	182.4	4	Entrenamiento Cronometra		
29	FERNANDO LUQUE OLIVERO	JEREZ ANDALUCIA MOTOR TALENT	RC SPORT	Moto4	182.4	7	Entrenamiento Cronometra
22	HUGO MILLAN GRACIA	SAG-M.A.MOTOSPORT	MIR RACING	Moto4	182.1	8	Entrenamiento Cronometra
7	ONDREJ HONZAK	EUOTRADIS RACING TEAM	TPR	Moto4	182.1	8	Entrenamiento Cronometra
39	ERROL SULLIVAN	TEAM AMERICA	BEON	85GP	181.5	5	Entrenamiento Cronometra
4	ERIC FERNANDEZ ROBLEDILLO	SPEED RACING	Moto4	181.5	4	Entrenamiento Cronometra	
48	IVAN ORTOLA DIEZ	85GP	181.2	9	Entrenamiento Cronometra		
13	MARCO TAPIA HORCAS	CUNA DE CAMPEONES	MIR RACING	Moto4	180.9	4	Entrenamiento Cronometra
26	JONATHAN FINN	XCTECH	BEON	85GP	180.3	2	Entrenamiento Cronometra
42	DIOGO MOREIRA NASCIMENTO	SCHOOL TEAM ESTRELLA GALICIA 0,0	BEON	85GP	180.0	2	Entrenamiento Cronometra
65	MARCO MORELLI CHINCOLLA	MRW-ASPAR TEAM	85GP	179.7	1	Warm-up	
86	MARIO MAYOR FRANCES	BEON	85GP	179.7	8	Entrenamiento Cronometra	
24	GERARD MARTIN CLANCHET	IGAXTEAM	85GP	178.5	3	Entrenamiento Cronometra	
9	FREDDIE HEINRICH	BLUMAQ HMA RACING	BEON	Moto4	178.2	1	Entrenamiento Cronometra
96	ROCCO LANDERS	TEAM AMERICA	BEON	85GP	177.6	4	Entrenamiento Cronometra
59	GABIN PLANQUES	BEON	85GP	176.8	1	Entrenamiento Cronometra	
45	SERGIO GONZALEZ VALLINAS	XCTECH	HONDA	Moto4	176.2	5	Entrenamiento Cronometra
53	MICHAL BULIK	ETG RACING	BEON	Moto4	175.9	1	Entrenamiento Cronometra
87	ARNAU MONLLAU BEDOS	ALARXA	MIR RACING	Moto4	175.9	1	Entrenamiento Cronometra
41	OSCAR NUÑEZ FERNANDEZ-COTO	BLUMAQ HMA RACING	Moto4	168.0	3	Entrenamiento Cronometra	



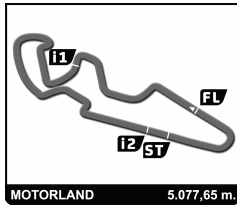
85GP / MOTO4

RFME CAMPEONATO DE ESPAÑA DE VELOCIDAD

Warm-up

Secuencia de vueltas rápidas

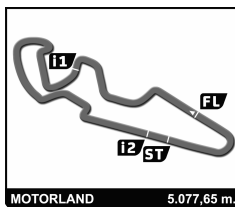
Tiempo de sesión	Piloto	Equipo	Moto	Neumaticos	Tiempo	km/h	Vlt.
4:51.554	37 MAX SANCHEZ QUESADA		MIR RACING	DUNLOP Mot	2:18.824	131.7	2
4:51.596	15 JULEN AVILA CORTES	BLUMAQ HMA RACING		DUNLOP Mot	2:16.704	133.7	2
4:52.009	64 DAVID MUÑOZ RODRIGUEZ		RC SPORT	DUNLOP Mot	2:14.806	135.6	2
4:52.765	31 ROBERTO GARCIA TINOCO		TPR	DUNLOP Mot	2:14.504	135.9	2
9:31.449	17 DANIEL MUÑOZ FERNANDEZ		TPR	DUNLOP Mot	2:13.896	136.5	4



85GP / MOTO4
RFME CAMPEONATO DE ESPAÑA DE VELOCIDAD
Warm-up
Vuelta a vuelta

Mejor Personal Mejor de la sesión B Cruzando la línea de meta por el pit lane.

Vlt.	Nombre	Tiempo	Sector 1	Sector 2	Sector 3	Km/h	T. Sesión	
4	ERIC FERNANDEZ ROBEDILLO SPEED RACING						ESP	
		1	2:40.661	1:01.865	1:14.177	24.619	113.8	2:40.661
		2	2:53.200	1:13.265	1:14.607	25.328	105.5	5:33.861
		3	2:17.533	38.765	1:13.398	25.370	132.9	7:51.394
		4	2:16.584	38.573	1:12.824	25.187	133.8	10:07.978
7	ONDREJ HONZAK EUROTRADIS RACING TEAM						CZE	
		1	2:48.844	1:00.080	1:23.054	25.710	108.2	2:48.844
		2	2:19.759	39.617	1:14.595	25.547	130.8	5:08.603
		3	2:18.834	39.488	1:14.023	25.323	131.6	7:27.437
		4	2:18.736	39.172	1:14.496	25.068	131.7	9:46.173
5	2:17.357	38.680	1:13.268	25.409	133.1	12:03.530		
9	FREDDIE HEINRICH BLUMAQ HMA RACING						GER	
		1	2:49.992	1:02.908	1:20.360	26.724	107.5	2:49.992
10	ADRIAN CRUCES SERRANO						ESP	
		1	2:59.915	1:17.262	1:17.191	25.462	101.6	2:59.915
		2	2:18.991	39.001	1:14.916	25.074	131.5	5:18.906
		3	2:19.318	38.931	1:15.104	25.283	131.2	7:38.224
		4	2:20.036	39.643	1:15.378	25.015	130.5	9:58.260
5	2:19.764	39.028	1:15.372	25.364	130.8	12:18.024		
13	MARCO TAPIA HORCAS CUNA DE CAMPEONES						ESP	
		1	3:21.018	1:41.612	1:13.913	25.493	90.9	3:21.018
		2	2:23.278	38.786	1:19.072	25.420	127.6	5:44.296
		3	2:17.022	38.224	1:13.483	25.315	133.4	8:01.318
4	2:16.601	38.257	1:13.032	25.312	133.8	10:17.919		
15	JULEN AVILA CORTES BLUMAQ HMA RACING						ESP	
		1	2:34.892	52.892	1:16.227	25.773	118.0	2:34.892
		2	2:16.704	38.601	1:13.059	25.044	133.7	4:51.596
		3	2:16.946	38.634	1:13.268	25.044	133.5	7:08.542
		4	2:16.665	38.694	1:13.211	24.760	133.7	9:25.207
5	2:15.634	38.699	1:12.318	24.617	134.8	11:40.841		
17	DANIEL MUÑOZ FERNANDEZ						ESP	
		1	2:40.451	1:02.046	1:13.829	24.576	113.9	2:40.451
		2	2:22.466	46.291	1:11.690	24.485	128.3	5:02.917
		3	2:14.636	37.696	1:12.397	24.543	135.8	7:17.553
		4	2:13.896	37.428	1:11.823	24.645	136.5	9:31.449
5	2:14.064	37.702	1:11.747	24.615	136.3	11:45.513		
22	HUGO MILLAN GRACIA SAG-M.A.MOTOSPORT						ESP	
		1	2:42.223	57.542	1:19.175	25.506	112.7	2:42.223
2		2:16.907	38.527	1:13.352	25.028	133.5	4:59.130	
		3	2:18.695	38.371	1:15.588	24.736	131.8	7:17.825
		4	2:15.034	37.702	1:12.599	24.733	135.4	9:32.859
		5	2:16.569	38.157	1:13.094	25.318	133.8	11:49.428
		24	GERARD MARTIN CLANCHET IGAXTEAM					
1	2:34.866			48.702	1:19.633	26.531	118.0	2:34.866
2	2:19.371			39.397	1:14.314	25.660	131.1	4:54.237
3	2:21.319			40.331	1:15.424	25.564	129.3	7:15.556
4	2:18.934			39.100	1:14.305	25.529	131.6	9:34.490
5	2:18.445	38.748	1:14.094	25.603	132.0	11:52.935		
26	JONATHAN FINN XCTECH						CAN	
		1	2:54.224	1:05.942	1:21.787	26.495	104.9	2:54.224
		2	2:22.913	40.691	1:16.351	25.871	127.9	5:17.137
		3	2:22.478	40.258	1:16.408	25.812	128.3	7:39.615
4	2:23.618	40.770	1:16.972	25.876	127.3	10:03.233		
29	FERNANDO LUQUE OLIVERO JEREZ ANDALUCIA MOTOR TALENT						ESP	
		1	2:40.704	56.429	1:18.714	25.561	113.7	2:40.704
		2	2:19.555	39.629	1:14.499	25.427	131.0	5:00.259
		3	2:34.511	52.530	1:15.779	26.202	118.3	7:34.770
4	2:26.431	39.452	1:21.627	25.352	124.8	10:01.201		
31	ROBERTO GARCIA TINOCO						ESP	
		1	2:38.261	57.503	1:16.229	24.529	115.5	2:38.261
		2	2:14.504	38.834	1:11.346	24.324	135.9	4:52.765
		3	2:15.131	37.772	1:12.420	24.939	135.3	7:07.896
		4	2:16.738	37.644	1:14.202	24.892	133.7	9:24.634
5	2:16.032	39.568	1:11.659	24.805	134.4	11:40.666		
37	MAX SANCHEZ QUESADA						ESP	
		1	2:32.730	46.793	1:19.772	26.165	119.7	2:32.730
		2	2:18.824	39.048	1:14.250	25.526	131.7	4:51.554
		3	2:17.209	38.531	1:13.660	25.018	133.2	7:08.763
		4	2:16.382	38.356	1:13.219	24.807	134.0	9:25.145
5	2:16.174	38.468	1:12.971	24.735	134.2	11:41.319		
39	ERROL SULLIVAN TEAM AMERICA						USA	
		1	2:37.118	47.470	1:22.103	27.545	116.3	2:37.118
		2	2:28.557	42.123	1:19.420	27.014	123.0	5:05.675
		3	2:29.083	42.938	1:19.447	26.698	122.6	7:34.758
		4	2:24.610	40.842	1:17.347	26.421	126.4	9:59.368
5	2:24.206	40.808	1:16.758	26.640	126.7	12:23.574		
41	OSCAR NUÑEZ FERNANDEZ-COTO BLUMAQ HMA RACING						ESP	
		1	3:12.840	1:23.272	1:22.348	27.220	94.8	3:12.840



85GP / MOTO4

RFME CAMPEONATO DE ESPAÑA DE VELOCIDAD

Warm-up

Vuelta a vuelta

Mejor Personal Mejor de la sesión B Cruzando la línea de meta por el pit lane.

Vlt.	Tiempo	Sector 1	Sector 2	Sector 3	Km/h	T. Sesión
2	2:28.776	43.046	1:18.950	26.780	122.9	5:41.616
3	2:27.196	41.920	1:18.234	27.042	124.2	8:08.812
4	2:26.231	41.430	1:17.636	27.165	125.0	10:35.043

42 DIOGO MOREIRA NASCIMENTO						
SCHOOL TEAM ESTRELLA GALICIA 0,0						BRA
BEON						
1	2:57.343	1:09.366	1:21.632	26.345	103.1	2:57.343
2	2:24.839	40.714	1:17.276	26.849	126.2	5:22.182
3	2:21.358	40.089	1:15.255	26.014	129.3	7:43.540
4	2:19.495	39.263	1:14.767	25.465	131.0	10:03.035

45 SERGIO GONZALEZ VALLINAS						
XCTECH						ESP
HONDA						
1	2:47.144	1:02.130	1:18.754	26.260	109.4	2:47.144
2	2:24.649	40.848	1:17.381	26.420	126.4	5:11.793
3	2:23.508	40.757	1:17.023	25.728	127.4	7:35.301
4	2:21.337	39.288	1:15.987	26.062	129.3	9:56.638
5	2:22.439	39.982	1:16.697	25.760	128.3	12:19.077

48 IVAN ORTOLA DIEZ						
						ESP
1	2:57.127	1:05.650	1:24.309	27.168	103.2	2:57.127
2	2:25.492	40.730	1:17.563	27.199	125.6	5:22.619
3	2:19.085	39.767	1:14.216	25.102	131.4	7:41.704
4	2:18.659	38.636	1:15.166	24.857	131.8	10:00.363

49 JULIO GARCIA GONZALEZ						
GESI MOTORSPOT						ESP
EME						
1	2:38.784	56.099	1:17.128	25.557	115.1	2:38.784
2	2:15.969	38.743	1:12.521	24.705	134.4	4:54.753
3	2:16.465	38.696	1:12.832	24.937	133.9	7:11.218
4	2:15.579	38.310	1:12.546	24.723	134.8	9:26.797
5	2:14.720	37.731	1:12.399	24.590	135.7	11:41.517

53 MICHAL BULIK						
ETG RACING						SVK
BEON						
1	2:54.240	1:08.794	1:19.139	26.307	104.9	2:54.240
2	2:21.187	39.776	1:15.547	25.864	129.5	5:15.427
3	2:30.523	39.853	1:25.321	25.349	121.4	7:45.950
4	2:19.579	38.844	1:14.822	25.913	130.9	10:05.529

54 FERMIN ALDEGUER MENGUAL						
						ESP
MIR RACING						
1	2:39.555	55.779	1:18.542	25.234	114.6	2:39.555
2	2:18.994	39.240	1:14.092	25.662	131.5	4:58.549
3	2:19.885	38.896	1:15.873	25.116	130.7	7:18.434
4	2:30.883	B 39.270	1:18.922	32.691	121.1	9:49.317

59 GABIN PLANQUES						
						FRA
BEON						
1	2:43.344	58.474	1:19.282	25.588	111.9	2:43.344
2	2:19.695	39.255	1:14.765	25.675	130.8	5:03.039
3	2:18.097	38.468	1:14.068	25.561	132.4	7:21.136
4	2:24.284	38.918	1:18.877	26.489	126.7	9:45.420

Vlt.	Tiempo	Sector 1	Sector 2	Sector 3	Km/h	T. Sesión
5	2:17.987	38.530	1:13.789	25.668	132.5	12:03.407

64 DAVID MUÑOZ RODRIGUEZ						
RC SPORT						ESP
1	2:37.203	53.188	1:19.017	24.998	116.3	2:37.203
2	2:14.806	38.160	1:12.044	24.602	135.6	4:52.009
3	2:16.506	39.015	1:12.605	24.886	133.9	7:08.515
4	2:16.445	37.769	1:13.735	24.941	134.0	9:24.960
5	2:16.472	39.155	1:12.533	24.784	133.9	11:41.432

65 MARCO MORELLI CHINCOLLA						
MRW-ASPAR TEAM						ESP
1	2:57.208	1:08.464	1:22.125	26.619	103.1	2:57.208
2	2:26.284	39.861	1:19.634	26.789	124.9	5:23.492
3	2:21.261	39.666	1:15.547	26.048	129.4	7:44.753
4	2:20.676	39.367	1:15.460	25.849	129.9	10:05.429

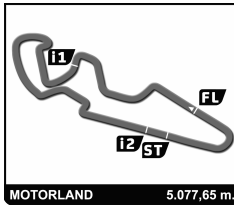
69 MARCOS RUDA COMINO						
						ESP
MIR RACING						
1	3:14.561	1:33.776	1:15.669	25.116	93.9	3:14.561
2	2:16.511	38.386	1:12.996	25.129	133.9	5:31.072
3	2:15.016	38.119	1:12.356	24.541	135.4	7:46.088
4	2:14.117	37.712	1:12.107	24.298	136.3	10:00.205

70 JOSHUA WHATLEY						
FAU55 RACING						GBR
BEON						
1	2:42.031	1:02.277	1:14.535	25.219	112.8	2:42.031
2	2:16.472	38.457	1:13.112	24.903	133.9	4:58.503
3	2:30.287	52.454	1:12.862	24.971	121.6	7:28.790
4	2:16.372	38.183	1:13.174	25.015	134.0	9:45.162
5	2:15.672	38.058	1:12.526	25.088	134.7	12:00.834

74 DAIJIRO SAKO						
IGAXTEAM						JAP
1	2:57.925	1:07.798	1:23.310	26.817	102.7	2:57.925
2	2:25.075	40.591	1:18.578	25.906	126.0	5:23.000
3	2:19.439	39.091	1:14.499	25.849	131.1	7:42.439
4	2:17.737	38.261	1:14.256	25.220	132.7	10:00.176

80 DAVID ALONSO GOMEZ						
HALCOURIER MS RACING						ESP
1	2:57.256	1:07.658	1:22.561	27.037	103.1	2:57.256
2	2:25.817	40.848	1:17.475	27.494	125.3	5:23.073
3	2:19.180	39.749	1:14.128	25.303	131.3	7:42.253
4	2:19.153	38.744	1:15.216	25.193	131.3	10:01.406

86 MARIO MAYOR FRANCES						
						ESP
BEON						
1	2:53.811	1:06.505	1:21.238	26.068	105.2	2:53.811
2	2:21.491	39.995	1:15.698	25.798	129.2	5:15.302
3	2:19.656	39.564	1:14.634	25.458	130.9	7:34.958
4	2:19.851	38.923	1:15.227	25.701	130.7	9:54.809
5	2:19.802	39.066	1:14.864	25.872	130.7	12:14.611



85GP / MOTO4

RFME CAMPEONATO DE ESPAÑA DE VELOCIDAD

Warm-up

Vuelta a vuelta

■ Mejor Personal ■ Mejor de la sesión B Cruzando la línea de meta por el pit lane.

Vlt.	Tiempo	Sector 1	Sector 2	Sector 3	Km/h	T. Sesión	Vlt.	Tiempo	Sector 1	Sector 2	Sector 3	Km/h	T. Sesión
87 ARNAU MONLLAU BEDOS ESP													
ALARXA MIR RACING													
1	2:42.031	56.806	1:19.215	26.010	112.8	2:42.031							
2	2:22.355	40.376	1:15.968	26.011	128.4	5:04.386							
3	2:23.138	40.307	1:16.295	26.536	127.7	7:27.524							
4	2:23.311	40.633	1:16.181	26.497	127.5	9:50.835							
5	3:13.680 B	1:03.924	1:32.382	37.374	94.4	13:04.515							
89 MARCOS URIARTE RODRIGUEZ ESP													
TPR													
1	2:34.975	52.776	1:16.620	25.579	117.9	2:34.975							
2	2:17.346	38.768	1:13.262	25.316	133.1	4:52.321							
3	2:16.686	38.532	1:13.218	24.936	133.7	7:09.007							
4	2:17.214	38.439	1:13.579	25.196	133.2	9:26.221							
5	2:15.890	38.197	1:12.886	24.807	134.5	11:42.111							
95 JOSE ANTONIO RUEDA RUIZ ESP													
BEON													
1	2:55.902	1:07.843	1:21.148	26.911	103.9	2:55.902							
2	2:30.687	40.917	1:19.860	29.910	121.3	5:26.589							
3	2:19.384	39.554	1:14.247	25.583	131.1	7:45.973							
4	2:16.670	38.347	1:13.147	25.176	133.7	10:02.643							
96 ROCCO LANDERS USA													
TEAM AMERICA BEON													
1	2:35.046	48.380	1:20.109	26.557	117.9	2:35.046							
2	2:20.349	40.444	1:14.621	25.284	130.2	4:55.395							
3	2:19.732	39.271	1:14.757	25.704	130.8	7:15.127							
4	2:18.089	38.783	1:14.074	25.232	132.4	9:33.216							
5	2:16.665	38.207	1:13.230	25.228	133.7	11:49.881							