

## 85GP / MOTO4

### RFME CAMPEONATO DE ESPAÑA DE VELOCIDAD

#### Entrenamiento Cronometrado 2

#### Clasificación

Nº	Piloto	Nac	Equipo	Moto	Neumaticos	Tiempo	Vlt.	Total	Dif.	Km/h
1	69 MARCOS RUDA COMINO	ESP		MIR RACING	DUNLOP	Moto4	2:12.387	8 10	-	138.1
2	31 ROBERTO GARCIA TINOCO	ESP		TPR	DUNLOP	Moto4	2:13.118	7 11	+0.731	137.3
3	64 DAVID MUÑOZ RODRIGUEZ	ESP		RC SPORT	DUNLOP	Moto4	2:13.251	11 11	+0.864	137.2
4	17 DANIEL MUÑOZ FERNANDEZ	ESP		TPR	DUNLOP	Moto4	2:13.276	2 11	+0.889	137.1
5	13 MARCO TAPIA HORCAS	ESP	CUNA DE CAMPEONES	MIR RACING	DUNLOP	Moto4	2:13.343	5 11	+0.956	137.1
6	54 FERMIN ALDEGUER MENGUAL	ESP		MIR RACING	DUNLOP	Moto4	2:13.536	5 11	+1.149	136.9
7	70 JOSHUA WHATLEY	GBR	FAU55 RACING	BEON	DUNLOP	Moto4	2:13.609	5 10	+1.222	136.8
8	49 JULIO GARCIA GONZALEZ	ESP	GESI MOTORSPOT	EME	DUNLOP	Moto4	2:14.328	9 10	+1.941	136.1
9	89 MARCOS URIARTE RODRIGUEZ	ESP		TPR	DUNLOP	85GP	2:14.991	7 10	+2.604	135.4
10	29 FERNANDO LUQUE OLIVERO	ESP	JEREZ ANDALUCIA MOTOR TALENT	RC SPORT	DUNLOP	Moto4	2:15.036	7 11	+2.649	135.4
11	95 JOSE ANTONIO RUEDA RUIZ	ESP		BEON	DUNLOP	85GP	2:15.333	5 11	+2.946	135.1
12	37 MAX SANCHEZ QUESADA	ESP		MIR RACING	DUNLOP	Moto4	2:15.350	6 11	+2.963	135.0
13	22 HUGO MILLAN GRACIA	ESP	SAG-M.A.MOTOSPORT	MIR RACING	DUNLOP	Moto4	2:15.478	8 12	+3.091	134.9
14	15 JULEN AVILA CORTES	ESP	BLUMAQ HMA RACING		DUNLOP	Moto4	2:15.792	2 11	+3.405	134.6
15	4 ERIC FERNANDEZ ROBLEDDILLO	ESP	SPEED RACING		DUNLOP	Moto4	2:15.813	8 12	+3.426	134.6
16	10 ADRIAN CRUCES SERRANO	ESP			DUNLOP	85GP	2:15.951	7 11	+3.564	134.4
17	7 ONDREJ HONZAK	CZE	EUROTRADIS RACING TEAM	TPR	DUNLOP	Moto4	2:16.211	7 11	+3.824	134.2
18	74 DAIJIRO SAKO	JAP	IGAXTEAM		DUNLOP	85GP	2:16.650	6 10	+4.263	133.8
19	86 MARIO MAYOR FRANCES	ESP		BEON	DUNLOP	85GP	2:17.035	6 10	+4.648	133.4
20	96 ROCCO LANDERS	USA	TEAM AMERICA	BEON	DUNLOP	85GP	2:17.267	7 11	+4.880	133.2
21	65 MARCO MORELLI CHINCOLLA	ESP	MRW-ASPAR TEAM		DUNLOP	85GP	2:17.831	11 11	+5.444	132.6
22	80 DAVID ALONSO GOMEZ	ESP	HALCOURIER MS RACING		DUNLOP	85GP	2:18.412	7 11	+6.025	132.0
23	9 FREDDIE HEINRICH	GER	BLUMAQ HMA RACING	BEON	DUNLOP	Moto4	2:18.451	2 2	+6.064	132.0
24	42 DIOGO MOREIRA NASCIMENTO	BRA	SCHOOL TEAM ESTRELLA GALICIA 0.0	BEON	DUNLOP	85GP	2:19.302	2 3	+6.915	131.2
25	59 GABIN PLANQUES	FRA		BEON	DUNLOP	85GP	2:19.893	5 11	+7.506	130.7
26	24 GERARD MARTIN CLANCHET	ESP	IGAXTEAM		DUNLOP	85GP	2:19.993	6 11	+7.606	130.6
27	53 MICHAL BULIK	SVK	ETG RACING	BEON	DUNLOP	Moto4	2:20.408	2 7	+8.021	130.2
28	26 JONATHAN FINN	CAN	XCTECH	BEON	DUNLOP	85GP	2:21.844	6 11	+9.457	128.9
29	87 ARNAU MONLLAU BEDOS	ESP	ALARXA	MIR RACING	DUNLOP	Moto4	2:22.404	11 11	+10.017	128.3
30	45 SERGIO GONZALEZ VALLINAS	ESP	XCTECH	HONDA	DUNLOP	Moto4	2:23.262	9 11	+10.875	127.6
31	39 ERROL SULLIVAN	USA	TEAM AMERICA	BEON	DUNLOP	85GP	2:23.835	7 12	+11.448	127.1
32	41 OSCAR NUÑEZ FERNANDEZ-COTC	ESP	BLUMAQ HMA RACING		DUNLOP	Moto4	2:26.027	9 9	+13.640	125.2

Tiempo Máximo: 2:32.245

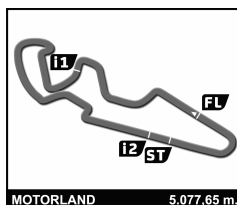
48 IVAN ORTOLA DIEZ ESP DUNLOP 85GP 2

Vuelta Rápida Vlt. 8 MARCOS RUDA COMINO 2:12.387 138.1 Kph

Hora de publicación: .....

Estado de la pista: **SECO**

Director de carrera:	Cronometrador:
----------------------	----------------



## 85GP / MOTO4

### RFME CAMPEONATO DE ESPAÑA DE VELOCIDAD

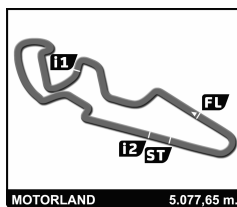
#### Entrenamientos Cronometrados

#### Clasificación

Nº Piloto	Nat	Equipo		Sesión 1		Sesión 2		Tiempo	Dif.	
				Tiempo	Vlt.	Tiempo	Vlt.			
1	69	MARCOS RUDA COMINO	ESP	Moto4	2:12.512	7	2:12.387	8	2:12.387	
2	31	ROBERTO GARCIA TINOCO	ESP	Moto4	2:12.886	7	2:13.118	7	2:12.886	+0.499
3	64	DAVID MUÑOZ RODRIGUEZ	ESP	Moto4	2:13.231	4	2:13.251	11	2:13.231	+0.844
4	17	DANIEL MUÑOZ FERNANDEZ	ESP	Moto4	2:13.425	6	2:13.276	2	2:13.276	+0.889
5	13	MARCO TAPIA HORCAS	ESP	CUNA DE CAMPEONES	2:13.398	11	2:13.343	5	2:13.343	+0.956
6	54	FERMIN ALDEGUER MENGUAL	ESP	Moto4	2:15.275	6	2:13.536	5	2:13.536	+1.149
7	70	JOSHUA WHATLEY	GBR	FAU55 RACING	2:14.728	7	2:13.609	5	2:13.609	+1.222
8	49	JULIO GARCIA GONZALEZ	ESP	GESI MOTORSPOT	2:14.859	4	2:14.328	9	2:14.328	+1.941
9	48	IVAN ORTOLA DIEZ	ESP	85GP	2:14.693	5			2:14.693	+2.306
10	95	JOSE ANTONIO RUEDA RUIZ	ESP	85GP	2:14.757	6	2:15.333	5	2:14.757	+2.370
11	10	ADRIAN CRUCES SERRANO	ESP	85GP	2:14.973	7	2:15.951	7	2:14.973	+2.586
12	89	MARCOS URIARTE RODRIGUEZ	ESP	85GP	2:15.384	7	2:14.991	7	2:14.991	+2.604
13	29	FERNANDO LUQUE OLIVERO	ESP	JEREZ ANDALUCIA MOTOR TALENT	2:16.216	6	2:15.036	7	2:15.036	+2.649
14	15	JULEN AVILA CORTES	ESP	BLUMAQ HMA RACING	2:15.086	10	2:15.792	2	2:15.086	+2.699
15	37	MAX SANCHEZ QUESADA	ESP	Moto4	2:15.236	4	2:15.350	6	2:15.236	+2.849
16	74	DAIJIRO SAKO	JAP	IGAXTEAM	2:15.273	7	2:16.650	6	2:15.273	+2.886
17	22	HUGO MILLAN GRACIA	ESP	SAG-M.A.MOTOSPORT			2:15.478	8	2:15.478	+3.091
18	4	ERIC FERNANDEZ ROBLEDILLO	ESP	SPEED RACING	2:16.309	2	2:15.813	8	2:15.813	+3.426
19	7	ONDREJ HONZAK	CZE	EUROTRADIS RACING TEAM	2:17.905	6	2:16.211	7	2:16.211	+3.824
20	86	MARIO MAYOR FRANCES	ESP	85GP	2:18.846	3	2:17.035	6	2:17.035	+4.648
21	96	ROCCO LANDERS	USA	TEAM AMERICA	2:17.512	11	2:17.267	7	2:17.267	+4.880
22	59	GABIN PLANQUES	FRA	85GP	2:17.411	3	2:19.893	5	2:17.411	+5.024
23	65	MARCO MORELLI CHINCOLLA	ESP	MRW-ASPAR TEAM	2:17.879	5	2:17.831	11	2:17.831	+5.444
24	9	FREDDIE HEINRICH	GER	BLUMAQ HMA RACING	2:18.342	5	2:18.451	2	2:18.342	+5.955
25	80	DAVID ALONSO GOMEZ	ESP	HALCOURIER MS RACING	2:19.515	6	2:18.412	7	2:18.412	+6.025
26	42	DIOGO MOREIRA NASCIMENTO	BRA	SCHOOL TEAM ESTRELLA GALICIA 0.0	2:18.897	7	2:19.302	2	2:18.897	+6.510
27	24	GERARD MARTIN CLANCHET	ESP	IGAXTEAM	2:19.075	10	2:19.993	6	2:19.075	+6.688
28	53	MICHAL BULIK	SVK	ETG RACING	2:20.126	7	2:20.408	2	2:20.126	+7.739
29	26	JONATHAN FINN	CAN	XCTECH	2:20.704	10	2:21.844	6	2:20.704	+8.317
30	87	ARNAU MONLLAU BEDOS	ESP	ALARXA	2:23.884	9	2:22.404	11	2:22.404	+10.017
31	39	ERROL SULLIVAN	USA	TEAM AMERICA	2:22.742	5	2:23.835	7	2:22.742	+10.355
32	45	SERGIO GONZALEZ VALLINAS	ESP	XCTECH	2:25.285	5	2:23.262	9	2:23.262	+10.875
33	41	OSCAR NUÑEZ FERNANDEZ-COTO	ESP	BLUMAQ HMA RACING	2:26.207	4	2:26.027	9	2:26.027	+13.640

Hora publicación: .....

Director de carrera:	Cronometrador:
----------------------	----------------



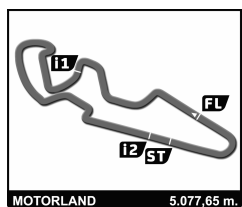
## 85GP / MOTO4

### RFME CAMPEONATO DE ESPAÑA DE VELOCIDAD

#### Entrenamiento Cronometrado 2

#### Mejores tiempos de sector

SECTOR 1			SECTOR 2			SECTOR 3			Pos	Piloto	Vuelta Ideal	Mejor Vuelta
Pos	Piloto	Tiempo	Piloto	Tiempo	Piloto	Tiempo	Pos	Piloto				
1	69 M.RUDA COMINO	37.080	17 D.MUÑOZ FERNANDEZ	1:10.503	49 J.GARCIA GONZALEZ	24.032	1	69 M.RUDA COMINO	2:11.950	2:12.387	(1)	
2	64 D.MUÑOZ RODRIGUEZ	37.339	69 M.RUDA COMINO	1:10.566	31 R.GARCIA TINOCO	24.192	2	31 R.GARCIA TINOCO	2:12.398	2:13.118	(2)	
3	13 M.TAPIA HORCAS	37.387	31 R.GARCIA TINOCO	1:10.785	54 F.ALDEGUER MENGUAL	24.267	3	17 D.MUÑOZ FERNANDEZ	2:12.416	2:13.276	(4)	
4	31 R.GARCIA TINOCO	37.421	64 D.MUÑOZ RODRIGUEZ	1:10.898	69 M.RUDA COMINO	24.304	4	64 D.MUÑOZ RODRIGUEZ	2:12.555	2:13.251	(3)	
5	54 F.ALDEGUER MENGUAL	37.439	13 M.TAPIA HORCAS	1:10.989	17 D.MUÑOZ FERNANDEZ	24.312	5	54 F.ALDEGUER MENGUAL	2:12.968	2:13.536	(6)	
6	70 J.WHATLEY	37.533	54 F.ALDEGUER MENGUAL	1:11.262	64 D.MUÑOZ RODRIGUEZ	24.318	6	13 M.TAPIA HORCAS	2:13.107	2:13.343	(5)	
7	17 D.MUÑOZ FERNANDEZ	37.601	49 J.GARCIA GONZALEZ	1:11.602	70 J.WHATLEY	24.328	7	49 J.GARCIA GONZALEZ	2:13.256	2:14.328	(8)	
8	49 J.GARCIA GONZALEZ	37.622	70 J.WHATLEY	1:11.748	15 J.AVILA CORTES	24.422	8	70 J.WHATLEY	2:13.609	2:13.609	(7)	
9	89 M.URRIARTE RODRIGUEZ	37.811	89 M.URRIARTE RODRIGUEZ	1:11.903	29 F.LUQUE OLIVERO	24.550	9	89 M.URRIARTE RODRIGUEZ	2:14.371	2:14.991	(9)	
10	95 J.RUEDA RUIZ	37.894	22 H.MILLAN GRACIA	1:11.920	10 A.CRUCES SERRANO	24.631	10	29 F.LUQUE OLIVERO	2:14.599	2:15.036	(10)	
11	37 M.SANCHEZ QUESADA	38.077	29 F.LUQUE OLIVERO	1:11.926	89 M.URRIARTE RODRIGUEZ	24.657	11	95 J.RUEDA RUIZ	2:14.846	2:15.333	(11)	
12	29 F.LUQUE OLIVERO	38.123	37 M.SANCHEZ QUESADA	1:12.001	13 M.TAPIA HORCAS	24.731	12	37 M.SANCHEZ QUESADA	2:15.018	2:15.350	(12)	
13	15 J.AVILA CORTES	38.280	95 J.RUEDA RUIZ	1:12.048	86 M.MAYOR FRANCES	24.742	13	15 J.AVILA CORTES	2:15.164	2:15.792	(14)	
14	4 E.FERNANDEZ ROBLEDILL	38.324	4 E.FERNANDEZ ROBLEDILL	1:12.081	7 O.HONZAK	24.783	14	22 H.MILLAN GRACIA	2:15.180	2:15.478	(13)	
15	10 A.CRUCES SERRANO	38.359	7 O.HONZAK	1:12.434	22 H.MILLAN GRACIA	24.859	15	4 E.FERNANDEZ ROBLEDILL	2:15.318	2:15.813	(15)	
16	22 H.MILLAN GRACIA	38.401	15 J.AVILA CORTES	1:12.462	95 J.RUEDA RUIZ	24.904	16	10 A.CRUCES SERRANO	2:15.517	2:15.951	(16)	
17	7 O.HONZAK	38.407	10 A.CRUCES SERRANO	1:12.527	4 E.FERNANDEZ ROBLEDILL	24.913	17	7 O.HONZAK	2:15.624	2:16.211	(17)	
18	74 D.SAKO	38.472	74 D.SAKO	1:12.667	37 M.SANCHEZ QUESADA	24.940	18	74 D.SAKO	2:16.415	2:16.650	(18)	
19	86 M.MAYOR FRANCES	38.846	65 M.MORELLI CHINCOLLA	1:13.011	96 R.LANDERS	25.119	19	86 M.MAYOR FRANCES	2:17.035	2:17.035	(19)	
20	96 R.LANDERS	38.943	9 F.HEINRICH	1:13.058	80 D.ALONSO GOMEZ	25.121	20	96 R.LANDERS	2:17.267	2:17.267	(20)	
21	42 D.MOREIRA NASCIMENTO	39.102	96 R.LANDERS	1:13.205	74 D.SAKO	25.276	21	65 M.MORELLI CHINCOLLA	2:17.494	2:17.831	(21)	
22	65 M.MORELLI CHINCOLLA	39.115	86 M.MAYOR FRANCES	1:13.447	65 M.MORELLI CHINCOLLA	25.368	22	9 F.HEINRICH	2:18.060	2:18.451	(23)	
23	80 D.ALONSO GOMEZ	39.152	80 D.ALONSO GOMEZ	1:13.840	24 G.MARTIN CLANCHET	25.407	23	80 D.ALONSO GOMEZ	2:18.113	2:18.412	(22)	
24	24 G.MARTIN CLANCHET	39.434	59 G.PLANQUES	1:13.890	53 M.BULIK	25.466	24	24 G.MARTIN CLANCHET	2:18.830	2:19.993	(26)	
25	59 G.PLANQUES	39.442	24 G.MARTIN CLANCHET	1:13.989	9 F.HEINRICH	25.500	25	42 D.MOREIRA NASCIMENTO	2:19.302	2:19.302	(24)	
26	9 F.HEINRICH	39.502	53 M.BULIK	1:14.270	26 J.FINN	25.612	26	53 M.BULIK	2:19.364	2:20.408	(27)	
27	53 M.BULIK	39.628	42 D.MOREIRA NASCIMENTO	1:14.458	42 D.MOREIRA NASCIMENTO	25.742	27	59 G.PLANQUES	2:19.411	2:19.893	(25)	
28	26 J.FINN	40.090	87 A.MONLLAU BEDOS	1:15.384	59 G.PLANQUES	26.079	28	26 J.FINN	2:21.413	2:21.844	(28)	
29	87 A.MONLLAU BEDOS	40.294	26 J.FINN	1:15.711	87 A.MONLLAU BEDOS	26.082	29	87 A.MONLLAU BEDOS	2:21.760	2:22.404	(29)	
30	45 S.GONZALEZ VALLINAS	40.368	39 E.SULLIVAN	1:16.226	45 S.GONZALEZ VALLINAS	26.237	30	45 S.GONZALEZ VALLINAS	2:23.045	2:23.262	(30)	
31	39 E.SULLIVAN	40.579	45 S.GONZALEZ VALLINAS	1:16.440	39 E.SULLIVAN	26.458	31	39 E.SULLIVAN	2:23.263	2:23.835	(31)	
32	41 O.NUÑEZ FERNANDEZ-CO	41.958	41 O.NUÑEZ FERNANDEZ-CO	1:17.036	41 O.NUÑEZ FERNANDEZ-CO	26.638	32	41 O.NUÑEZ FERNANDEZ-CO	2:25.632	2:26.027	(32)	



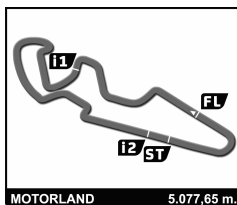
## 85GP / MOTO4

### RFME CAMPEONATO DE ESPAÑA DE VELOCIDAD

#### Después de Entrenamiento Cronometrado 2

#### Velocidad máxima del evento

Piloto	Equipo	Moto	V. Max	Vlt.	Sesión
64 DAVID MUÑOZ RODRIGUEZ		RC SPORT	Moto4	186.2	4 Entrenamiento Cronometra
49 JULIO GARCIA GONZALEZ	GESI MOTORSPOT	EME	Moto4	185.9	9 Entrenamiento Cronometra
17 DANIEL MUÑOZ FERNANDEZ		TPR	Moto4	185.6	6 Entrenamiento Cronometra
54 FERMIN ALDEGUER MENGUAL		MIR RACING	Moto4	185.2	10 Entrenamiento Cronometra
74 DAIJIRO SAKO	IGAXTEAM		85GP	185.2	1 Entrenamiento Cronometra
15 JULEN AVILA CORTES	BLUMAQ HMA RACING		Moto4	184.9	11 Entrenamiento Cronometra
31 ROBERTO GARCIA TINOCO		TPR	Moto4	184.9	11 Entrenamiento Cronometra
37 MAX SANCHEZ QUESADA		MIR RACING	Moto4	184.9	1 Entrenamiento Cronometra
70 JOSHUA WHATLEY	FAU55 RACING	BEON	Moto4	184.9	5 Entrenamiento Cronometra
69 MARCOS RUDA COMINO		MIR RACING	Moto4	183.7	8 Entrenamiento Cronometra
95 JOSE ANTONIO RUEDA RUIZ		BEON	85GP	183.4	4 Entrenamiento Cronometra
89 MARCOS URIARTE RODRIGUEZ		TPR	85GP	183.1	6 Entrenamiento Cronometra
10 ADRIAN CRUCES SERRANO			85GP	182.4	4 Entrenamiento Cronometra
29 FERNANDO LUQUE OLIVERO	JEREZ ANDALUCIA MOTOR TALENT	RC SPORT	Moto4	182.4	7 Entrenamiento Cronometra
22 HUGO MILLAN GRACIA	SAG-M.A.MOTOSPORT	MIR RACING	Moto4	182.1	8 Entrenamiento Cronometra
7 ONDREJ HONZAK	EUROTRADIS RACING TEAM	TPR	Moto4	182.1	8 Entrenamiento Cronometra
39 ERROL SULLIVAN	TEAM AMERICA	BEON	85GP	181.5	5 Entrenamiento Cronometra
4 ERIC FERNANDEZ ROBLEDILLO	SPEED RACING		Moto4	181.5	4 Entrenamiento Cronometra
48 IVAN ORTOLA DIEZ			85GP	181.2	9 Entrenamiento Cronometra
13 MARCO TAPIA HORCAS	CUNA DE CAMPEONES	MIR RACING	Moto4	180.9	4 Entrenamiento Cronometra
26 JONATHAN FINN	XCTECH	BEON	85GP	180.3	2 Entrenamiento Cronometra
42 DIOGO MOREIRA NASCIMENTO	SCHOOL TEAM ESTRELLA GALICIA 0.0	BEON	85GP	180.0	2 Entrenamiento Cronometra
86 MARIO MAYOR FRANCES		BEON	85GP	179.7	8 Entrenamiento Cronometra
80 DAVID ALONSO GOMEZ	HALCOURIER MS RACING		85GP	178.8	5 Entrenamiento Cronometra
24 GERARD MARTIN CLANCHET	IGAXTEAM		85GP	178.5	3 Entrenamiento Cronometra
9 FREDDIE HEINRICH	BLUMAQ HMA RACING	BEON	Moto4	178.2	1 Entrenamiento Cronometra
96 ROCCO LANDERS	TEAM AMERICA	BEON	85GP	177.6	4 Entrenamiento Cronometra
59 GABIN PLANQUES		BEON	85GP	176.8	1 Entrenamiento Cronometra
45 SERGIO GONZALEZ VALLINAS	XCTECH	HONDA	Moto4	176.2	5 Entrenamiento Cronometra
53 MICHAL BULIK	ETG RACING	BEON	Moto4	175.9	1 Entrenamiento Cronometra
65 MARCO MORELLI CHINCOLLA	MRW-ASPAR TEAM		85GP	175.9	8 Entrenamiento Cronometra
87 ARNAU MONLLAU BEDOS	ALARXA	MIR RACING	Moto4	175.9	1 Entrenamiento Cronometra
41 OSCAR NUÑEZ FERNANDEZ-COTO	BLUMAQ HMA RACING		Moto4	168.0	3 Entrenamiento Cronometra



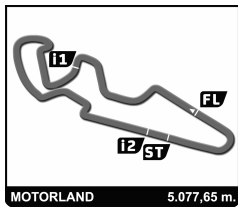
## 85GP / MOTO4

### RFME CAMPEONATO DE ESPAÑA DE VELOCIDAD

#### Entrenamiento Cronometrado 2

#### Secuencia de vueltas rápidas

Tiempo de sesión	Piloto	Equipo	Moto	Neumaticos	Tiempo	km/h	Vlt.
4:42.943	4 ERIC FERNANDEZ ROBLDILLO	SPEED RACING		DUNLOP Mot	2:16.738	133.7	2
4:50.782	15 JULEN AVILA CORTES	BLUMAQ HMA RACING		DUNLOP Mot	2:15.792	134.6	2
5:04.968	17 DANIEL MUÑOZ FERNANDEZ		TPR	DUNLOP Mot	2:13.276	137.1	2
23:01.554	31 ROBERTO GARCIA TINOCO		TPR	DUNLOP Mot	2:13.118	137.3	7
25:22.651	69 MARCOS RUDA COMINO		MIR RACING	DUNLOP Mot	2:12.772	137.7	7
27:35.038	69 MARCOS RUDA COMINO		MIR RACING	DUNLOP Mot	2:12.387	138.1	8



## 85GP / MOTO4

### RFME CAMPEONATO DE ESPAÑA DE VELOCIDAD

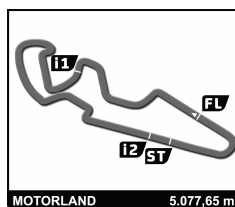
#### Entrenamiento Cronometrado 2

#### Vuelta a vuelta

Mejor Personal Mejor de la sesión B Cruzando la línea de meta por el pit lane.

Vlt.	Tiempo	Sector 1	Sector 2	Sector 3	Km/h	T. Sesión	Vlt.	Tiempo	Sector 1	Sector 2	Sector 3	Km/h	T. Sesión
<b>4</b>	ERIC FERNANDEZ ROBLEDILLO ESP												
SPEED RACING													
1	2:26.205	46.414	1:14.734	25.057	125.0	2:26.205							
2	2:16.738	<b>38.324</b>	1:12.968	25.446	133.7	4:42.943							
3	2:23.752 <b>B</b>	38.878	1:13.664	31.210	127.1	7:06.695							
4	8:18.213	6:39.503	1:13.265	25.445	36.7	15:24.907							
5	2:16.687	38.933	1:12.402	25.352	133.7	17:41.594							
6	2:19.338	39.636	1:14.403	25.299	131.2	20:00.932							
7	2:17.047	38.645	1:12.948	25.454	133.4	22:17.979							
8	<b>2:15.813</b>	38.819	<b>1:12.081</b>	<b>24.913</b>	134.6	24:33.792							
9	2:19.471	41.538	1:12.666	25.267	131.0	26:53.263							
10	2:16.159	38.700	1:12.253	25.206	134.2	29:09.422							
11	2:16.158	38.641	1:12.213	25.304	134.2	31:25.580							
12	2:16.008	38.563	1:12.088	25.357	134.4	33:41.588							
<b>7</b>	ONDREJ HONZAK CZE												
EUROTRADIS RACING TEAM TPR													
1	2:27.007	46.883	1:14.893	25.231	124.3	2:27.007							
2	2:17.612	38.994	1:13.306	25.312	132.8	4:44.619							
3	2:29.525 <b>B</b>	39.625	1:15.128	34.772	122.2	7:14.144							
4	8:37.020	6:47.915	1:23.387	25.718	35.4	15:51.163							
5	2:21.587	39.329	1:16.457	25.801	129.1	18:12.750							
6	2:20.295	41.655	1:13.483	25.157	130.3	20:33.045							
7	<b>2:16.211</b>	<b>38.407</b>	1:13.021	<b>24.783</b>	134.2	22:49.256							
8	2:19.112	40.609	1:12.841	25.662	131.4	25:08.368							
9	2:17.859	40.256	<b>1:12.434</b>	25.169	132.6	27:26.227							
10	2:17.987	39.358	1:13.427	25.202	132.5	29:44.214							
11	2:20.241	42.672	1:12.783	24.786	130.3	32:04.455							
<b>9</b>	FREDDIE HEINRICH GER												
BLUMAQA HMA RACING BEON													
1	2:54.820	1:16.262	<b>1:13.058</b>	<b>25.500</b>	104.5	2:54.820							
2	<b>2:18.451</b>	<b>39.502</b>	1:13.409	25.540	132.0	5:13.271							
<b>10</b>	ADRIAN CRUCES SERRANO ESP												
1	2:19.829	40.542	1:13.894	25.393	130.7	2:19.829							
2	2:24.269	42.992	1:16.646	<b>24.631</b>	126.7	4:44.098							
3	2:29.567 <b>B</b>	41.343	1:13.453	34.771	122.2	7:13.665							
4	8:37.740	6:49.015	1:23.153	25.572	35.3	15:51.404							
5	2:21.211	39.186	1:15.997	26.028	129.4	18:12.615							
6	2:19.264	40.722	1:13.462	25.080	131.2	20:31.879							
7	<b>2:15.951</b>	<b>38.419</b>	<b>1:12.527</b>	25.005	134.4	22:47.830							
8	2:16.511	<b>38.359</b>	1:12.975	25.177	133.9	25:04.341							
9	2:21.769	40.912	1:15.606	25.251	128.9	27:26.110							
10	2:18.098	38.915	1:13.911	25.272	132.3	29:44.208							
11	2:18.928	39.565	1:14.238	25.125	131.6	32:03.136							
<b>13</b>	MARCO TAPIA HORCAS ESP												
CUNA DE CAMPEONES MIR RACING													
1	3:59.785	2:05.859	1:28.762	25.164	76.2	3:59.785							
2	2:15.346	38.324	1:11.973	25.049	135.0	6:15.131							
3	2:50.375 <b>B</b>	46.949	1:26.606	36.820	107.3	9:05.506							
4	7:23.551	5:46.157	1:12.456	24.938	41.2	16:29.056							
5	<b>2:13.343</b>	37.623	<b>1:10.989</b>	<b>24.731</b>	137.1	18:42.399							
<b>15</b>	JULEN AVILA CORTES ESP												
BLUMAQA HMA RACING													
1	2:34.990	54.254	1:15.754	24.982	117.9	2:34.990							
2	<b>2:15.792</b>	38.579	<b>1:12.462</b>	24.751	134.6	4:50.782							
3	2:29.538 <b>B</b>	38.307	1:12.408	38.823	122.2	7:20.320							
4	8:36.228	6:44.659	1:26.074	25.495	35.4	15:56.547							
5	2:16.776	38.678	1:13.065	25.033	133.6	18:13.323							
6	2:18.324	39.706	1:13.626	24.992	132.1	20:31.647							
7	2:15.968	38.485	1:12.585	24.898	134.4	22:47.615							
8	2:20.750	38.454	1:17.627	24.669	129.9	25:08.365							
9	2:17.501	39.332	1:12.732	25.437	132.9	27:25.866							
10	2:20.468	39.074	1:16.457	24.937	130.1	29:46.334							
11	2:16.501	<b>38.280</b>	1:13.799	<b>24.422</b>	133.9	32:02.835							
<b>17</b>	DANIEL MUÑOZ FERNANDEZ ESP												
TPR													
1	2:51.692	1:15.022	1:11.706	24.964	106.5	2:51.692							
2	<b>2:13.276</b>	38.011	1:10.953	<b>24.312</b>	137.1	5:04.968							
3	2:23.381 <b>B</b>	38.060	1:12.021	33.300	127.5	7:28.349							
4	9:42.020	8:04.948	1:12.002	25.070	31.4	17:10.368							
5	2:13.922	37.827	1:11.011	25.084	136.5	19:24.290							
6	2:13.351	<b>37.601</b>	1:10.896	24.854	137.1	21:37.641							
7	2:13.436	37.741	1:10.911	24.784	137.0	23:51.077							
8	2:13.371	37.894	1:10.691	24.786	137.0	26:04.448							
9	2:13.580	37.754	1:11.074	24.752	136.8	28:18.028							
10	2:13.641	37.958	1:10.910	24.773	136.8	30:31.669							
11	2:13.281	38.013	<b>1:10.503</b>	24.765	137.1	32:44.950							
<b>22</b>	HUGO MILLAN GRACIA ESP												
SAG-M.A.MOTOSPORT MIR RACING													
1	2:30.150	49.467	1:15.200	25.483	121.7	2:30.150							
2	2:17.582	39.393	1:12.947	25.242	132.8	4:47.732							
3	2:23.258 <b>B</b>	38.629	1:12.462	32.167	127.6	7:10.990							
4	8:14.183	6:36.413	1:12.645	25.125	37.0	15:25.172							
5	2:16.394	38.975	1:12.188	25.231	134.0	17:41.566							
6	2:17.504	38.951	1:12.753	25.800	132.9	19:59.070							
7	2:19.431	39.773	1:14.320	25.338	131.1	22:18.501							
8	<b>2:15.478</b>	38.650	1:11.969	<b>24.859</b>	134.9	24:33.979							
9	2:17.430	38.923	1:12.984	25.523	133.0	26:51.409							
10	2:18.752	39.532	1:13.740	25.480	131.7	29:10.161							
11	2:15.770	38.752	<b>1:11.920</b>	25.098	134.6	31:25.931							
12	2:15.649	<b>38.401</b>	1:12.185	25.063	134.7	33:41.580							
<b>24</b>	GERARD MARTIN CLANCHET ESP												
IGAXTEAM													
1	2:23.137	40.337	1:16.343	26.457	127.7	2:23.137							
2	2:20.202	39.953	1:14.842	<b>25.407</b>	130.4	4:43.339							
3	2:29.701 <b>B</b>	<b>39.434</b>	1:15.475	34.792	122.1	7:13.040							
4	8:15.263	6:28.437	1:20.414	26.412	36.9	15:28.302							





## 85GP / MOTO4

# RFME CAMPEONATO DE ESPAÑA DE VELOCIDAD

## Entrenamiento Cronometrado 2

### Vuelta a vuelta

■ Mejor Personal ■ Mejor de la sesión B Cruzando la línea de meta por el pit lane.

Vlt.	Tiempo	Sector 1	Sector 2	Sector 3	Km/h	T. Sesión	Vlt.	Tiempo	Sector 1	Sector 2	Sector 3	Km/h	T. Sesión
5	2:20.970	39.921	1:14.695	26.354	129.7	17:49.272	5	2:15.462	38.140	1:12.004	25.321	134.9	18:45.425
6	2:19.993	39.747	1:14.238	26.008	130.6	20:09.265	6	2:15.350	38.077	1:12.304	24.969	135.0	21:00.775
7	2:33.996 B	40.512	1:18.967	34.517	118.7	22:43.261	7	2:16.721	38.247	1:13.138	25.336	133.7	23:17.496
8	2:39.115	59.273	1:13.989	25.853	114.9	25:22.376	8	2:48.991	51.152	1:32.704	25.135	108.2	26:06.487
9	2:35.730	40.825	1:25.499	29.406	117.4	27:58.106	9	2:15.674	38.340	1:12.263	25.071	134.7	28:22.161
10	2:28.547	40.789	1:21.323	26.435	123.0	30:26.653	10	2:15.819	38.166	1:12.592	25.061	134.6	30:37.980
11	2:20.902	40.239	1:14.797	25.866	129.7	32:47.555	11	2:15.776	38.588	1:12.098	25.090	134.6	32:53.756

<b>26</b>	JONATHAN FINN	CAN
	XCTECH	BEON

1	2:26.116	42.967	1:17.199	25.950	125.1	2:26.116
2	2:22.161	40.434	1:16.115	25.612	128.6	4:48.277
3	2:32.703 B	40.102	1:15.751	36.850	119.7	7:20.980
4	8:49.401	7:05.686	1:17.510	26.205	34.5	16:10.380
5	2:24.823	41.633	1:17.381	25.809	126.2	18:35.203
6	2:21.844	40.090	1:15.844	25.910	128.9	20:57.047
7	2:30.785	40.539	1:24.328	25.918	121.2	23:27.832
8	2:24.279	40.979	1:17.182	26.118	126.7	25:52.111
9	2:22.563	40.508	1:16.078	25.977	128.2	28:14.674
10	2:22.703	40.983	1:15.711	26.009	128.1	30:37.377
11	2:23.677	41.425	1:16.219	26.033	127.2	33:01.054

<b>29</b>	FERNANDO LUQUE OLIVERO	ESP
	JEREZ ANDALUCIA MOTOR TALENT	RC SPORT

1	2:54.677	1:15.711	1:13.348	25.618	104.6	2:54.677
2	2:49.901	39.276	1:33.053	37.572	107.6	5:44.578
3	3:12.712 B	57.400	1:37.230	38.082	94.8	8:57.290
4	7:16.385	5:03.738	1:34.019	38.628	41.9	16:13.674
5	2:18.623	40.451	1:13.064	25.108	131.8	18:32.297
6	2:15.407	38.123	1:12.314	24.970	135.0	20:47.704
7	2:15.036	38.560	1:11.926	24.550	135.4	23:02.740
8	2:16.012	38.679	1:12.112	25.221	134.4	25:18.752
9	2:17.253	39.427	1:12.784	25.042	133.2	27:36.005
10	2:17.465	38.996	1:13.082	25.387	133.0	29:53.470
11	2:16.685	38.498	1:12.717	25.470	133.7	32:10.155

<b>31</b>	ROBERTO GARCIA TINOCO	ESP
		TPR

1	2:23.301 B	38.921	1:12.593	31.787	127.5	2:23.301
2	2:33.430	57.216	1:11.678	24.536	119.1	4:56.731
3	2:29.868 B	37.687	1:11.062	41.119	122.0	7:26.599
4	8:49.236	7:12.735	1:11.776	24.725	34.5	16:15.834
5	2:14.205	38.025	1:11.449	24.731	136.2	18:30.039
6	2:18.397	38.183	1:16.022	24.192	132.1	20:48.436
7	2:13.118	37.421	1:11.158	24.539	137.3	23:01.554
8	2:14.824	37.766	1:11.942	25.116	135.6	25:16.378
9	2:17.224	41.419	1:10.827	24.978	133.2	27:33.602
10	2:19.887	44.882	1:10.785	24.220	130.7	29:53.489
11	2:13.145	37.682	1:11.018	24.445	137.3	32:06.634

<b>37</b>	MAX SANCHEZ QUESADA	ESP
		MIR RACING

1	4:03.470	2:03.586	1:34.397	25.487	75.1	4:03.470
2	2:16.541	38.706	1:12.563	25.272	133.9	6:20.011
3	2:47.511 B	44.496	1:24.945	38.070	109.1	9:07.522
4	7:22.442	5:44.486	1:13.016	24.940	41.3	16:29.963

<b>39</b>	ERROL SULLIVAN	USA
	TEAM AMERICA	BEON

1	2:38.925	51.552	1:20.364	27.009	115.0	2:38.925
2	2:25.446	40.911	1:18.077	26.458	125.7	5:04.371
3	2:24.434	41.435	1:16.275	26.724	126.5	7:28.805
4	3:22.306 B	52.006	1:44.390	45.910	90.3	10:51.111
5	5:02.835	3:06.895	1:28.760	27.180	60.4	15:53.945
6	2:25.245	41.081	1:17.063	27.101	125.8	18:19.190
7	2:23.835	40.798	1:16.226	26.811	127.1	20:43.025
8	2:33.999	40.579	1:26.462	26.958	118.7	23:17.024
9	2:24.482	40.779	1:17.178	26.525	126.5	25:41.506
10	2:24.216	41.092	1:16.444	26.680	126.7	28:05.722
11	2:35.734	47.103	1:21.968	26.663	117.4	30:41.456
12	2:33.699	40.797	1:25.357	27.545	118.9	33:15.155

<b>41</b>	OSCAR NUÑEZ FERNANDEZ-COTO	ESP
	BLUMAQ HMA RACING	

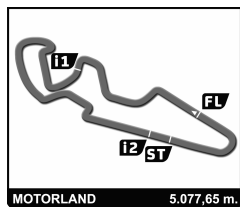
1	8:01.000 B	1:05.644	1:21.459	5:33.897	38.0	8:01.000
2	7:57.943	6:08.912	1:21.492	27.539	38.2	15:58.942
3	2:28.313	42.571	1:18.568	27.174	123.2	18:27.255
4	2:27.663	42.336	1:18.025	27.302	123.8	20:54.918
5	2:27.171	42.312	1:18.135	26.724	124.2	23:22.089
6	2:26.170	42.095	1:17.346	26.729	125.0	25:48.259
7	2:26.977	42.286	1:17.981	26.710	124.4	28:15.236
8	2:27.522	42.516	1:18.368	26.638	123.9	30:42.758
9	2:26.027	41.958	1:17.036	27.033	125.2	33:08.785

<b>42</b>	DIOGO MOREIRA NASCIMENTO	BRA
	SCHOOL TEAM ESTRELLA GALICIA 0,0	BEON

1	4:01.340	1:23.438	2:02.192	35.710	75.7	4:01.340
2	2:19.302	39.102	1:14.458	25.742	131.2	6:20.642
3	2:46.551 B	43.380	1:25.978	37.193	109.7	9:07.193

<b>45</b>	SERGIO GONZALEZ VALLINAS	ESP
	XCTECH	HONDA

1	2:38.180	52.926	1:18.657	26.597	115.5	2:38.180
2	2:25.609	41.518	1:17.291	26.800	125.5	5:03.789
3	2:35.324 B	41.196	1:18.404	35.724	117.7	7:39.113
4	8:31.361	6:47.799	1:17.325	26.237	35.7	16:10.473
5	2:25.383	41.321	1:17.590	26.472	125.7	18:35.856
6	2:24.892	40.775	1:17.342	26.775	126.1	21:00.748
7	2:26.282	41.030	1:18.479	26.773	124.9	23:27.030
8	2:25.494	41.610	1:17.325	26.559	125.6	25:52.524
9	2:23.262	40.368	1:16.440	26.454	127.6	28:15.786
10	2:27.416	41.740	1:18.571	27.105	124.0	30:43.202
11	2:25.522	41.358	1:17.207	26.957	125.6	33:08.724



## 85GP / MOTO4

### RFME CAMPEONATO DE ESPAÑA DE VELOCIDAD

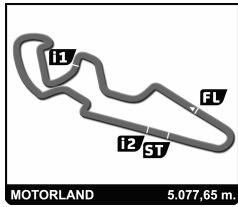
#### Entrenamiento Cronometrado 2

#### Vuelta a vuelta

■ Mejor Personal ■ Mejor de la sesión B Cruzando la línea de meta por el pit lane.

Vlt.	Tiempo	Sector 1	Sector 2	Sector 3	Km/h	T. Sesión	Vlt.	Tiempo	Sector 1	Sector 2	Sector 3	Km/h	T. Sesión		
<b>48</b>	IVAN ORTOLA DIEZ						ESP	<b>64</b>	DAVID MUÑOZ RODRIGUEZ						ESP
													RC SPORT		
1	4:03.402	1:57.551	1:38.114	27.737	75.1	4:03.402	1	4:11.195	2:17.434	1:28.662	25.099	72.8	4:11.195		
2	17:22.572 B				17.5	21:25.973	2	2:15.178	38.227	1:11.918	25.033	135.2	6:26.373		
<b>49</b>	JULIO GARCIA GONZALEZ						ESP	3	2:50.296 B	41.795	1:30.091	38.410	107.3	9:16.669	
							4	7:01.833	5:24.775	1:12.254	24.804	43.3	16:18.501		
1	2:52.978	49.762	1:37.958	25.258	105.7	2:52.978	5	2:13.616	37.714	1:10.898	25.004	136.8	18:32.117		
2	2:23.319 B	38.486	1:12.876	31.957	127.5	5:16.297	6	2:14.893	37.603	1:12.532	24.758	135.5	20:47.010		
3	11:02.396	8:58.635	1:38.878	24.883	27.6	16:18.692	7	2:15.037	39.748	1:10.971	24.318	135.3	23:02.047		
4	2:15.363	37.848	1:12.679	24.836	135.0	18:34.055	8	2:14.277	37.691	1:11.918	24.668	136.1	25:16.324		
5	2:14.737	37.622	1:12.235	24.880	135.7	20:48.792	9	2:17.917	42.333	1:11.032	24.552	132.5	27:34.241		
6	2:14.366	38.485	1:11.602	24.279	136.0	23:03.158	10	2:14.116	38.218	1:11.519	24.379	136.3	29:48.357		
7	2:15.019	38.654	1:11.736	24.629	135.4	25:18.177	11	2:13.251	37.339	1:11.197	24.715	137.2	32:01.608		
8	2:16.063	38.345	1:12.299	25.419	134.3	27:34.240									
9	2:14.328	38.465	1:11.831	24.032	136.1	29:48.568									
10	2:15.044	37.860	1:12.174	25.010	135.3	32:03.612									
<b>53</b>	MICHAL BULIK						SVK	<b>65</b>	MARCO MORELLI CHINCOLLA						ESP
													MRW-ASPAR TEAM		
1	2:23.157	39.722	1:17.100	26.335	127.7	2:23.157	1	2:57.697	1:13.358	1:18.458	25.881	102.9	2:57.697		
2	2:20.408	40.672	1:14.270	25.466	130.2	4:43.565	2	2:18.473	39.373	1:13.687	25.413	132.0	5:16.170		
3	2:30.944 B	39.628	1:15.636	35.680	121.1	7:14.509	3	2:39.625 B	39.402	1:21.569	38.654	114.5	7:55.795		
4	10:01.766	8:19.633	1:15.446	26.687	30.4	17:16.274	4	8:38.749	6:58.573	1:14.462	25.714	35.2	16:34.543		
5	2:21.174	40.041	1:14.582	26.551	129.5	19:37.448	5	2:18.374	39.219	1:13.212	25.943	132.1	18:52.917		
6	2:22.168	40.272	1:15.107	26.789	128.6	21:59.616	6	2:18.416	39.318	1:13.434	25.664	132.0	21:11.333		
7	2:35.211	51.350	1:17.046	26.815	117.8	24:34.827	7	2:18.071	39.203	1:13.371	25.497	132.4	23:29.404		
<b>54</b>	FERMIN ALDEGUER MENGUAL						ESP	<b>69</b>	MARCOS RUDA COMINO						ESP
													MIR RACING		
1	3:47.082	1:34.709	1:43.441	28.932	80.5	3:47.082	1	4:15.144 B	2:17.405	1:25.738	32.001	71.6	4:15.144		
2	2:17.955	39.916	1:12.812	25.227	132.5	6:05.037	2	2:54.977 B	1:10.093	1:12.840	32.044	104.5	7:10.121		
3	2:50.347 B	38.743	1:33.079	38.525	107.3	8:55.384	3	9:18.748	7:42.030	1:11.854	24.864	32.7	16:28.868		
4	7:23.361	5:46.242	1:12.204	24.915	41.2	16:18.744	4	2:13.367	37.631	1:10.846	24.890	137.0	18:42.235		
5	2:13.536	37.649	1:11.262	24.625	136.9	18:32.280	5	2:14.007	37.389	1:10.991	25.627	136.4	20:56.242		
6	2:14.765	37.613	1:12.082	25.070	135.6	20:47.045	6	2:13.637	38.180	1:10.876	24.581	136.8	23:09.879		
7	2:15.766	40.005	1:11.451	24.310	134.6	23:02.811	7	2:12.772	37.717	1:10.566	24.489	137.7	25:22.651		
8	2:14.286	38.326	1:11.457	24.503	136.1	25:17.097	8	2:12.387	37.218	1:10.865	24.304	138.1	27:35.038		
9	2:14.865	37.917	1:12.124	24.824	135.5	27:31.962	9	2:12.975	37.080	1:11.433	24.462	137.4	29:48.013		
10	2:16.558	39.903	1:12.388	24.267	133.8	29:48.520	10	2:13.670	37.409	1:11.265	24.996	136.7	32:01.683		
11	2:13.736	37.439	1:11.623	24.674	136.7	32:02.256									
<b>59</b>	GABIN PLANQUES						FRA	<b>70</b>	JOSHUA WHATLEY						GBR
													FAU55 RACING		
1	2:23.327	41.073	1:16.076	26.178	127.5	2:23.327	1	4:15.754 B	2:17.505	1:26.007	32.242	71.5	4:15.754		
2	2:22.713	40.777	1:15.794	26.142	128.1	4:46.040	2	3:01.428 B	1:04.011	1:23.700	33.717	100.7	7:17.182		
3	2:30.222 B	39.958	1:13.955	36.309	121.7	7:16.262	3	9:01.894	7:24.825	1:12.598	24.471	33.7	16:19.075		
4	9:01.634	7:04.732	1:30.483	26.419	33.7	16:17.895	4	2:14.570	37.811	1:11.968	24.791	135.8	18:33.645		
5	2:19.893	39.442	1:13.890	26.561	130.7	18:37.788	5	2:13.609	37.533	1:11.748	24.328	136.8	20:47.254		
6	2:21.360	39.652	1:15.289	26.419	129.3	20:59.148	6	2:14.690	38.362	1:11.817	24.511	135.7	23:01.944		
7	2:20.039	39.587	1:14.373	26.079	130.5	23:19.187	7	2:14.408	38.027	1:11.864	24.517	136.0	25:16.352		
8	2:22.444	41.217	1:14.538	26.689	128.3	25:41.631	8	2:17.512	38.959	1:13.272	25.281	132.9	27:33.864		
9	2:22.108	40.572	1:14.931	26.605	128.6	28:03.739	9	2:14.609	38.244	1:11.929	24.436	135.8	29:48.473		
10	2:22.970	40.974	1:15.508	26.488	127.8	30:26.709	10	2:14.690	37.657	1:12.391	24.642	135.7	32:03.163		
11	2:21.151	40.446	1:14.607	26.098	129.5	32:47.860									





## 85GP / MOTO4

### RFME CAMPEONATO DE ESPAÑA DE VELOCIDAD

#### Entrenamiento Cronometrado 2

#### Vuelta a vuelta

Mejor Personal Mejor de la sesión B Cruzando la línea de meta por el pit lane.

Vlt.	Tiempo	Sector 1	Sector 2	Sector 3	Km/h	T. Sesión	Vlt.	Tiempo	Sector 1	Sector 2	Sector 3	Km/h	T. Sesión		
<b>74</b>	<b>DAIJIRO SAKO</b>						JAP	<b>89</b>	<b>MARCOS URIARTE RODRIGUEZ</b>						ESP
	IGAXTEAM								TPR						
1	3:19.696 <b>B</b>	46.936	1:54.096	38.664	91.5	3:19.696	1	2:23.736 <b>B</b>	39.132	1:12.891	31.713	127.2	2:23.736		
2	5:50.477 <b>B</b>	3:43.026	1:28.055	39.396	52.1	9:10.173	2	2:34.924	57.236	1:12.522	25.166	118.0	4:58.660		
3	6:42.541	4:47.761	1:28.183	26.597	45.4	15:52.713	3	2:27.205 <b>B</b>	38.652	1:13.138	35.415	124.2	7:25.865		
4	2:22.374	40.731	1:15.900	25.743	128.4	18:15.087	4	8:51.185	7:13.874	1:12.191	25.120	34.4	16:17.049		
5	2:17.503	38.770	1:13.429	25.304	132.9	20:32.590	5	2:15.461	38.423	1:12.082	24.956	134.9	18:32.510		
6	2:16.650	38.472	1:12.667	25.511	133.8	22:49.240	6	2:15.114	37.811	1:12.268	25.035	135.3	20:47.624		
7	2:20.378	40.328	1:13.427	26.623	130.2	25:09.618	7	2:14.991	38.431	1:11.903	24.657	135.4	23:02.615		
8	2:17.871	39.353	1:12.989	25.529	132.6	27:27.489	8	2:16.166	39.083	1:12.276	24.807	134.2	25:18.781		
9	2:17.577	39.057	1:13.244	25.276	132.9	29:45.066	9	2:18.849	40.151	1:13.555	25.143	131.6	27:37.630		
10	2:18.295	39.184	1:13.764	25.347	132.2	32:03.361	10	2:21.286 <b>B</b>	39.724	1:13.121	28.441	129.4	29:58.916		
<b>80</b>	<b>DAVID ALONSO GOMEZ</b>						ESP	<b>95</b>	<b>JOSE ANTONIO RUEDA RUIZ</b>						ESP
	HALCOURIER MS RACING								BEON						
1	2:42.207	54.329	1:21.092	26.786	112.7	2:42.207	1	4:01.201	1:56.703	1:39.010	25.488	75.8	4:01.201		
2	2:22.725	41.705	1:15.487	25.533	128.1	5:04.932	2	2:18.865	39.085	1:14.876	24.904	131.6	6:20.066		
3	2:32.184 <b>B</b>	40.113	1:15.304	36.767	120.1	7:37.116	3	2:50.095 <b>B</b>	44.437	1:26.531	39.127	107.5	9:10.161		
4	8:14.975	6:20.785	1:27.555	26.635	36.9	15:52.090	4	7:20.249	5:42.523	1:12.693	25.033	41.5	16:30.409		
5	2:20.879	41.040	1:14.516	25.323	129.7	18:12.969	5	2:15.333	37.999	1:12.048	25.286	135.1	18:45.742		
6	2:19.962	39.713	1:15.128	25.121	130.6	20:32.931	6	2:15.464	37.894	1:12.506	25.064	134.9	21:01.206		
7	2:18.412	39.152	1:13.840	25.420	132.0	22:51.343	7	2:16.398	37.957	1:13.395	25.046	134.0	23:17.604		
8	2:19.639	40.272	1:13.978	25.389	130.9	25:10.982	8	2:44.513	43.894	1:33.955	26.664	111.1	26:02.117		
9	2:20.152	40.285	1:14.201	25.666	130.4	27:31.134	9	2:18.787	39.979	1:12.931	25.877	131.7	28:20.904		
10	2:34.215	40.567	1:27.819	25.829	118.5	30:05.349	10	2:17.442	39.131	1:13.228	25.083	133.0	30:38.346		
11	2:21.400	40.574	1:15.017	25.809	129.3	32:26.749	11	2:15.499	38.505	1:12.057	24.937	134.9	32:53.845		
<b>86</b>	<b>MARIO MAYOR FRANCES</b>						ESP	<b>96</b>	<b>ROCCO LANDERS</b>						USA
	BEON								TEAM AMERICA						BEON
1	2:35.614 <b>B</b>	46.246	1:18.342	31.026	117.5	2:35.614	1	2:36.646	53.063	1:17.849	25.734	116.7	2:36.646		
2	4:36.557 <b>B</b>	2:44.938	1:17.759	33.860	66.1	7:12.171	2	2:19.139	39.539	1:13.986	25.614	131.4	4:55.785		
3	8:39.694	6:45.891	1:27.178	26.625	35.2	15:51.864	3	2:32.844 <b>B</b>	39.317	1:13.705	39.822	119.6	7:28.629		
4	2:20.680	39.200	1:15.486	25.994	129.9	18:12.544	4	8:22.826	6:32.890	1:23.985	25.951	36.3	15:51.454		
5	2:19.784	39.453	1:15.264	25.067	130.8	20:32.328	5	2:21.154	39.467	1:15.677	26.010	129.5	18:12.608		
6	2:17.035	38.846	1:13.447	24.742	133.4	22:49.363	6	2:19.113	39.494	1:13.902	25.717	131.4	20:31.721		
7	2:18.573	39.159	1:13.673	25.741	131.9	25:07.936	7	2:17.267	38.943	1:13.205	25.119	133.2	22:48.988		
8	2:18.225	39.309	1:13.552	25.364	132.2	27:26.161	8	2:18.769	39.261	1:13.974	25.534	131.7	25:07.757		
9	2:18.901	39.184	1:14.387	25.330	131.6	29:45.062	9	2:29.762	45.490	1:18.613	25.659	122.0	27:37.519		
10	2:18.425	39.278	1:14.053	25.094	132.0	32:03.487	10	2:26.771	41.034	1:20.012	25.725	124.5	30:04.290		
							11	2:18.380	39.264	1:13.467	25.649	132.1	32:22.670		
<b>87</b>	<b>ARNAU MONLLAU BEDOS</b>						ESP								
	ALARXA						MIR RACING								
1	2:23.596	40.688	1:16.772	26.136	127.3	2:23.596									
2	2:23.236	40.793	1:16.361	26.082	127.6	4:46.832									
3	2:33.018 <b>B</b>	40.294	1:15.710	37.014	119.4	7:19.850									
4	8:06.964	6:21.845	1:17.777	27.342	37.5	15:26.813									
5	2:23.695	40.930	1:16.209	26.556	127.2	17:50.508									
6	2:23.764	40.515	1:16.534	26.715	127.1	20:14.272									
7	2:23.962	41.120	1:16.275	26.567	127.0	22:38.234									
8	2:23.719	41.092	1:15.962	26.665	127.2	25:01.953									
9	2:24.053	41.324	1:16.046	26.683	126.9	27:26.006									
10	2:22.487	40.510	1:15.799	26.178	128.3	29:48.493									
11	2:22.404	40.386	1:15.384	26.634	128.3	32:10.897									