

MOTORLAND 5.077,65 m.

85GP / MOTO4

RFME CAMPEONATO DE ESPAÑA DE VELOCIDAD

Entrenamiento Cronometrado 1

Clasificación

Nº	Piloto	Nac	Equipo	Moto	Neumaticos	Tiempo	Vlt.	Total	Dif.	Km/h
1	69 MARCOS RUDA COMINO	ESP		MIR RACING	DUNLOP	Moto4	2:12.512	7 11	-	137.9
2	31 ROBERTO GARCIA TINOCO	ESP		TPR	DUNLOP	Moto4	2:12.886	7 11	+0.374	137.5
3	64 DAVID MUÑOZ RODRIGUEZ	ESP		RC SPORT	DUNLOP	Moto4	2:13.231	4 11	+0.719	137.2
4	13 MARCO TAPIA HORCAS	ESP	CUNA DE CAMPEONES	MIR RACING	DUNLOP	Moto4	2:13.398	11 11	+0.886	137.0
5	17 DANIEL MUÑOZ FERNANDEZ	ESP		TPR	DUNLOP	Moto4	2:13.425	6 11	+0.913	137.0
6	48 IVAN ORTOLA DIEZ	ESP			DUNLOP	85GP	2:14.693	5 9	+2.181	135.7
7	70 JOSHUA WHATLEY	GBR	FAU55 RACING	BEON	DUNLOP	Moto4	2:14.728	7 11	+2.216	135.7
8	95 JOSE ANTONIO RUEDA RUIZ	ESP		BEON	DUNLOP	85GP	2:14.757	6 10	+2.245	135.6
9	49 JULIO GARCIA GONZALEZ	ESP	GESI MOTORSPOT	EME	DUNLOP	Moto4	2:14.859	4 11	+2.347	135.5
10	10 ADRIAN CRUCES SERRANO	ESP			DUNLOP	85GP	2:14.973	7 11	+2.461	135.4
11	15 JULEN AVILA CORTES	ESP	BLUMAQ HMA RACING		DUNLOP	Moto4	2:15.086	10 11	+2.574	135.3
12	37 MAX SANCHEZ QUESADA	ESP		MIR RACING	DUNLOP	Moto4	2:15.236	4 4	+2.724	135.2
13	74 DAIJIRO SAKO	JAP	IGAXTEAM		DUNLOP	85GP	2:15.273	7 11	+2.761	135.1
14	54 FERMIN ALDEGUER MENGUAL	ESP		MIR RACING	DUNLOP	Moto4	2:15.275	6 10	+2.763	135.1
15	89 MARCOS URIARTE RODRIGUEZ	ESP		TPR	DUNLOP	85GP	2:15.384	7 11	+2.872	135.0
16	29 FERNANDO LUQUE OLIVERO	ESP	JEREZ ANDALUCIA MOTOR TALENT	RC SPORT	DUNLOP	Moto4	2:16.216	6 11	+3.704	134.2
17	4 ERIC FERNANDEZ ROBEDILLO	ESP	SPEED RACING		DUNLOP	Moto4	2:16.309	2 4	+3.797	134.1
18	59 GABIN PLANQUES	FRA		BEON	DUNLOP	85GP	2:17.411	3 10	+4.899	133.0
19	96 ROCCO LANDERS	USA	TEAM AMERICA	BEON	DUNLOP	85GP	2:17.512	11 11	+5.000	132.9
20	65 MARCO MORELLI CHINCOLLA	ESP	MRW-ASPAR TEAM		DUNLOP	85GP	2:17.879	5 11	+5.367	132.6
21	7 ONDREJ HONZAK	CZE	EUROTRADIS RACING TEAM	TPR	DUNLOP	Moto4	2:17.905	6 9	+5.393	132.5
22	9 FREDDIE HEINRICH	GER	BLUMAQ HMA RACING	BEON	DUNLOP	Moto4	2:18.342	5 9	+5.830	132.1
23	86 MARIO MAYOR FRANCES	ESP		BEON	DUNLOP	85GP	2:18.846	3 8	+6.334	131.6
24	42 DIOGO MOREIRA NASCIMENTO	BRA	SCHOOL TEAM ESTRELLA GALICIA 0.0	BEON	DUNLOP	85GP	2:18.897	7 7	+6.385	131.6
25	24 GERARD MARTIN CLANCHET	ESP	IGAXTEAM		DUNLOP	85GP	2:19.075	10 10	+6.563	131.4
26	80 DAVID ALONSO GOMEZ	ESP	HALCOURIER MS RACING		DUNLOP	85GP	2:19.515	6 10	+7.003	131.0
27	53 MICHAL BULIK	SVK	ETG RACING	BEON	DUNLOP	Moto4	2:20.126	7 11	+7.614	130.4
28	26 JONATHAN FINN	CAN	XCTECH	BEON	DUNLOP	85GP	2:20.704	10 10	+8.192	129.9
29	39 ERROL SULLIVAN	USA	TEAM AMERICA	BEON	DUNLOP	85GP	2:22.742	5 10	+10.230	128.0
30	87 ARNAU MONLLAU BEDOS	ESP	ALARXA	MIR RACING	DUNLOP	Moto4	2:23.884	9 11	+11.372	127.0
31	45 SERGIO GONZALEZ VALLINAS	ESP	XCTECH	HONDA	DUNLOP	Moto4	2:25.285	5 10	+12.773	125.8
32	41 OSCAR NUÑEZ FERNANDEZ-COTC	ESP	BLUMAQ HMA RACING		DUNLOP	Moto4	2:26.207	4 6	+13.695	125.0

Tiempo Máximo: 2:32.388

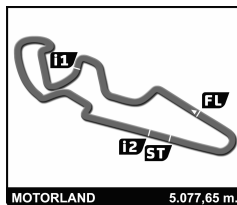
22 HUGO MILLAN GRACIA ESP SAG-M.A.MOTOSPORT MIR RACING DUNLOP Moto4

Vuelta Rápida Vlt. 7 MARCOS RUDA COMINO 2:12.512 137.9 Kph

Hora de publicación:

Estado de la pista: **SECO**

Director de carrera:	Cronometrador:
----------------------	----------------



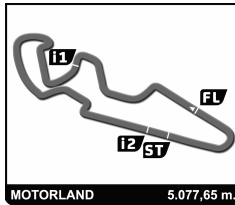
85GP / MOTO4

RFME CAMPEONATO DE ESPAÑA DE VELOCIDAD

Entrenamiento Cronometrado 1

Mejores tiempos de sector

SECTOR 1			SECTOR 2			SECTOR 3			Pos	Piloto	Vuelta Ideal	Mejor Vuelta
Pos	Piloto	Tiempo	Piloto	Tiempo	Piloto	Tiempo	Pos	Piloto				
1	69 M.RUDA COMINO	37.456	31 R.GARCIA TINOCO	1:10.486	69 M.RUDA COMINO	24.209	1	69 M.RUDA COMINO	2:12.234	2:12.512	(1)	
2	31 R.GARCIA TINOCO	37.524	69 M.RUDA COMINO	1:10.569	31 R.GARCIA TINOCO	24.290	2	31 R.GARCIA TINOCO	2:12.300	2:12.886	(2)	
3	13 M.TAPIA HORCAS	37.538	17 D.MUÑOZ FERNANDEZ	1:10.895	95 J.RUEDA RUIZ	24.479	3	17 D.MUÑOZ FERNANDEZ	2:13.219	2:13.425	(5)	
4	64 D.MUÑOZ RODRIGUEZ	37.573	64 D.MUÑOZ RODRIGUEZ	1:11.097	17 D.MUÑOZ FERNANDEZ	24.540	4	64 D.MUÑOZ RODRIGUEZ	2:13.231	2:13.231	(3)	
5	48 I.ORTOLA DIEZ	37.766	13 M.TAPIA HORCAS	1:11.216	4 E.FERNANDEZ ROBLEDILLO	24.551	5	13 M.TAPIA HORCAS	2:13.315	2:13.398	(4)	
6	17 D.MUÑOZ FERNANDEZ	37.784	4 E.FERNANDEZ ROBLEDILLO	1:11.301	13 M.TAPIA HORCAS	24.561	6	48 I.ORTOLA DIEZ	2:14.140	2:14.693	(6)	
7	70 J.WHATLEY	37.801	89 M.URRIARTE RODRIGUEZ	1:11.715	64 D.MUÑOZ RODRIGUEZ	24.561	7	95 J.RUEDA RUIZ	2:14.157	2:14.757	(8)	
8	95 J.RUEDA RUIZ	37.886	74 D.SAKO	1:11.716	48 I.ORTOLA DIEZ	24.571	8	4 E.FERNANDEZ ROBLEDILLO	2:14.301	2:16.309	(17)	
9	49 J.GARCIA GONZALEZ	37.966	10 A.CRUCES SERRANO	1:11.724	49 J.GARCIA GONZALEZ	24.615	9	49 J.GARCIA GONZALEZ	2:14.409	2:14.859	(9)	
10	42 D.MOREIRA NASCIMENTO	38.023	95 J.RUEDA RUIZ	1:11.792	15 J.AVILA CORTES	24.662	10	70 J.WHATLEY	2:14.425	2:14.728	(7)	
11	15 J.AVILA CORTES	38.084	48 I.ORTOLA DIEZ	1:11.803	54 F.ALDEGUER MENGUAL	24.701	11	15 J.AVILA CORTES	2:14.610	2:15.086	(11)	
12	89 M.URRIARTE RODRIGUEZ	38.131	49 J.GARCIA GONZALEZ	1:11.828	70 J.WHATLEY	24.705	12	89 M.URRIARTE RODRIGUEZ	2:14.667	2:15.384	(15)	
13	37 M.SANCHEZ QUESADA	38.225	15 J.AVILA CORTES	1:11.864	37 M.SANCHEZ QUESADA	24.720	13	54 F.ALDEGUER MENGUAL	2:14.850	2:15.275	(14)	
14	54 F.ALDEGUER MENGUAL	38.275	54 F.ALDEGUER MENGUAL	1:11.874	89 M.URRIARTE RODRIGUEZ	24.821	14	10 A.CRUCES SERRANO	2:14.901	2:14.973	(10)	
15	10 A.CRUCES SERRANO	38.342	70 J.WHATLEY	1:11.919	10 A.CRUCES SERRANO	24.835	15	37 M.SANCHEZ QUESADA	2:14.927	2:15.236	(12)	
16	74 D.SAKO	38.395	37 M.SANCHEZ QUESADA	1:11.982	74 D.SAKO	24.896	16	74 D.SAKO	2:15.007	2:15.273	(13)	
17	4 E.FERNANDEZ ROBLEDILLO	38.449	29 F.LUQUE OLIVERO	1:12.206	29 F.LUQUE OLIVERO	24.948	17	29 F.LUQUE OLIVERO	2:15.780	2:16.216	(16)	
18	59 G.PLANQUES	38.598	59 G.PLANQUES	1:12.771	9 F.HEINRICH	25.097	18	59 G.PLANQUES	2:16.632	2:17.411	(18)	
19	29 F.LUQUE OLIVERO	38.626	96 R.LANDERS	1:12.979	86 M.MAYOR FRANCES	25.142	19	96 R.LANDERS	2:17.369	2:17.512	(19)	
20	65 M.MORELLI CHINCOLLA	38.830	7 O.HONZAK	1:13.127	80 D.ALONSO GOMEZ	25.228	20	7 O.HONZAK	2:17.605	2:17.905	(21)	
21	96 R.LANDERS	39.010	9 F.HEINRICH	1:13.404	59 G.PLANQUES	25.263	21	42 D.MOREIRA NASCIMENTO	2:17.629	2:18.897	(24)	
22	24 G.MARTIN CLANCHET	39.181	65 M.MORELLI CHINCOLLA	1:13.412	7 O.HONZAK	25.268	22	65 M.MORELLI CHINCOLLA	2:17.654	2:17.879	(20)	
23	7 O.HONZAK	39.210	80 D.ALONSO GOMEZ	1:13.677	96 R.LANDERS	25.380	23	9 F.HEINRICH	2:17.878	2:18.342	(22)	
24	9 F.HEINRICH	39.377	86 M.MAYOR FRANCES	1:13.784	65 M.MORELLI CHINCOLLA	25.412	24	80 D.ALONSO GOMEZ	2:18.398	2:19.515	(26)	
25	86 M.MAYOR FRANCES	39.490	42 D.MOREIRA NASCIMENTO	1:13.909	24 G.MARTIN CLANCHET	25.463	25	86 M.MAYOR FRANCES	2:18.416	2:18.846	(23)	
26	80 D.ALONSO GOMEZ	39.493	53 M.BULIK	1:14.217	26 J.FINN	25.511	26	24 G.MARTIN CLANCHET	2:18.977	2:19.075	(25)	
27	53 M.BULIK	39.901	24 G.MARTIN CLANCHET	1:14.333	42 D.MOREIRA NASCIMENTO	25.697	27	53 M.BULIK	2:19.817	2:20.126	(27)	
28	26 J.FINN	39.940	26 J.FINN	1:14.939	53 M.BULIK	25.699	28	26 J.FINN	2:20.390	2:20.704	(28)	
29	39 E.SULLIVAN	40.598	87 A.MONLLAU BEDOS	1:15.837	39 E.SULLIVAN	25.986	29	39 E.SULLIVAN	2:22.552	2:22.742	(29)	
30	87 A.MONLLAU BEDOS	40.793	39 E.SULLIVAN	1:15.968	45 S.GONZALEZ VALLINAS	26.405	30	87 A.MONLLAU BEDOS	2:23.307	2:23.884	(30)	
31	45 S.GONZALEZ VALLINAS	41.127	41 S.GONZALEZ VALLINAS	1:17.581	41 S.GONZALEZ VALLINAS	26.597	31	45 S.GONZALEZ VALLINAS	2:25.235	2:25.285	(31)	
32	41 S.GONZALEZ VALLINAS	41.976	45 S.GONZALEZ VALLINAS	1:17.703	87 A.MONLLAU BEDOS	26.677	32	41 O.NUÑEZ FERNANDEZ-CO	2:26.154	2:26.207	(32)	



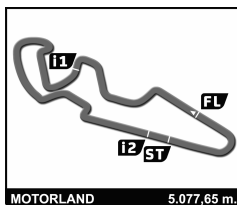
85GP / MOTO4

RFME CAMPEONATO DE ESPAÑA DE VELOCIDAD

Después de Entrenamiento Cronometrado 1

Velocidad máxima del evento

Piloto	Equipo	Moto	V. Max	Vlt.	Sesión
64 DAVID MUÑOZ RODRIGUEZ		RC SPORT	186.2	4	Entrenamiento Cronometra
17 DANIEL MUÑOZ FERNANDEZ		TPR	185.6	6	Entrenamiento Cronometra
74 DAJIRO SAKO	IGAXTEAM	85GP	185.2	1	Entrenamiento Cronometra
31 ROBERTO GARCIA TINOCO		TPR	184.9	11	Entrenamiento Cronometra
37 MAX SANCHEZ QUESADA		MIR RACING	184.9	1	Entrenamiento Cronometra
15 JULEN AVILA CORTES	BLUMAQ HMA RACING	Moto4	183.7	4	Entrenamiento Cronometra
69 MARCOS RUDA COMINO		MIR RACING	183.4	7	Entrenamiento Cronometra
95 JOSE ANTONIO RUEDA RUIZ		BEON	183.4	4	Entrenamiento Cronometra
89 MARCOS URIARTE RODRIGUEZ		TPR	183.1	6	Entrenamiento Cronometra
10 ADRIAN CRUCES SERRANO		85GP	182.4	4	Entrenamiento Cronometra
70 JOSHUA WHATLEY	FAU55 RACING	BEON	182.4	5	Entrenamiento Cronometra
39 ERROL SULLIVAN	TEAM AMERICA	BEON	181.5	5	Entrenamiento Cronometra
4 ERIC FERNANDEZ ROBLEDILLO	SPEED RACING	Moto4	181.5	4	Entrenamiento Cronometra
54 FERMIN ALDEGUER MENGUAL		MIR RACING	181.5	4	Entrenamiento Cronometra
7 ONDREJ HONZAK	EUOTRADIS RACING TEAM	TPR	181.5	6	Entrenamiento Cronometra
48 IVAN ORTOLA DIEZ		85GP	181.2	9	Entrenamiento Cronometra
13 MARCO TAPIA HORCAS	CUNA DE CAMPEONES	MIR RACING	180.9	4	Entrenamiento Cronometra
26 JONATHAN FINN	XCTECH	BEON	180.3	2	Entrenamiento Cronometra
49 JULIO GARCIA GONZALEZ	GESI MOTORSPOT	EME	180.3	11	Entrenamiento Cronometra
42 DIOGO MOREIRA NASCIMENTO	SCHOOL TEAM ESTRELLA GALICIA 0.0	BEON	180.0	2	Entrenamiento Cronometra
29 FERNANDO LUQUE OLIVERO	JEREZ ANDALUCIA MOTOR TALENT	RC SPORT	178.8	5	Entrenamiento Cronometra
86 MARIO MAYOR FRANCES		BEON	178.8	3	Entrenamiento Cronometra
80 DAVID ALONSO GOMEZ	HALCOURIER MS RACING	85GP	178.5	4	Entrenamiento Cronometra
96 ROCCO LANDERS	TEAM AMERICA	BEON	177.6	4	Entrenamiento Cronometra
9 FREDDIE HEINRICH	BLUMAQ HMA RACING	Moto4	177.3	4	Entrenamiento Cronometra
59 GABIN PLANQUES		BEON	176.8	1	Entrenamiento Cronometra
24 GERARD MARTIN CLANCHET	IGAXTEAM	85GP	176.5	4	Entrenamiento Cronometra
45 SERGIO GONZALEZ VALLINAS	XCTECH	HONDA	176.2	5	Entrenamiento Cronometra
65 MARCO MORELLI CHINCOLLA	MRW-ASPAR TEAM	85GP	175.6	4	Entrenamiento Cronometra
53 MICHAL BULIK	ETG RACING	Moto4	171.2	7	Entrenamiento Cronometra
87 ARNAU MONLLAU BEDOS	ALARXA	MIR RACING	169.5	5	Entrenamiento Cronometra
41 OSCAR NUÑEZ FERNANDEZ-COTO	BLUMAQ HMA RACING	Moto4	168.0	3	Entrenamiento Cronometra



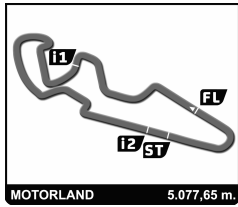
85GP / MOTO4

RFME CAMPEONATO DE ESPAÑA DE VELOCIDAD

Entrenamiento Cronometrado 1

Secuencia de vueltas rápidas

Tiempo de sesión	Piloto	Equipo	Moto	Neumaticos	Tiempo	km/h	Vlt.
4:41.376	89 MARCOS URIARTE RODRIGUEZ		TPR	DUNLOP 85C	2:18.336	132.1	2
4:45.829	15 JULEN AVILA CORTES	BLUMAQ HMA RACING		DUNLOP Mot	2:17.290	133.1	2
4:46.149	74 DAIJIRO SAKO	IGAXTEAM		DUNLOP 85C	2:17.130	133.3	2
4:55.385	4 ERIC FERNANDEZ ROBEDILLO	SPEED RACING		DUNLOP Mot	2:16.309	134.1	2
4:56.986	49 JULIO GARCIA GONZALEZ	GESI MOTORSPOT	EME	DUNLOP Mot	2:15.361	135.0	2
5:36.494	69 MARCOS RUDA COMINO		MIR RACING	DUNLOP Mot	2:14.643	135.7	2
7:23.192	31 ROBERTO GARCIA TINOCO		TPR	DUNLOP Mot	2:14.490	135.9	3
7:50.313	69 MARCOS RUDA COMINO		MIR RACING	DUNLOP Mot	2:13.819	136.6	3
9:36.563	31 ROBERTO GARCIA TINOCO		TPR	DUNLOP Mot	2:13.371	137.0	4
10:10.958	64 DAVID MUÑOZ RODRIGUEZ		RC SPORT	DUNLOP Mot	2:13.231	137.2	4
11:49.771	31 ROBERTO GARCIA TINOCO		TPR	DUNLOP Mot	2:13.208	137.2	5
12:16.768	69 MARCOS RUDA COMINO		MIR RACING	DUNLOP Mot	2:13.027	137.4	5
14:29.616	69 MARCOS RUDA COMINO		MIR RACING	DUNLOP Mot	2:12.848	137.6	6
16:42.128	69 MARCOS RUDA COMINO		MIR RACING	DUNLOP Mot	2:12.512	137.9	7



85GP / MOTO4

RFME CAMPEONATO DE ESPAÑA DE VELOCIDAD

Entrenamiento Cronometrado 1

Vuelta a vuelta

Mejor Personal Mejor de la sesión B Cruzando la línea de meta por el pit lane.

Vlt.	Tiempo	Sector 1	Sector 2	Sector 3	Km/h	T. Sesión
------	--------	----------	----------	----------	------	-----------

4	ERIC FERNANDEZ ROBLIEDILLO					ESP
SPEED RACING						
1	2:39.076	56.309	1:17.733	25.034	114.9	2:39.076
2	2:16.309	38.449	1:12.755	25.105	134.1	4:55.385
3	2:30.895 B	45.831	1:13.193	31.871	121.1	7:26.280
4	2:38.243	1:02.391	1:11.301	24.551	115.5	10:04.523

7	ONDREJ HONZAK					CZE
EUROTRADIS RACING TEAM						
TPR						
1	2:42.745	53.525	1:23.282	25.938	112.3	2:42.745
2	2:22.246	39.520	1:16.925	25.801	128.5	5:04.991
3	2:46.667 B	43.499	1:30.628	32.540	109.7	7:51.658
4	3:58.675	2:17.253	1:15.487	25.935	76.6	11:50.333
5	2:21.855	39.942	1:16.104	25.809	128.8	14:12.188
6	2:17.905	39.210	1:13.427	25.268	132.5	16:30.093
7	2:18.197	39.630	1:13.127	25.440	132.3	18:48.290
8	2:37.337 B	39.605	1:27.278	30.454	116.2	21:25.627
9	3:54.360	2:15.085	1:13.856	25.419	78.0	25:19.987

9	FREDDIE HEINRICH					GER
BLUMAQA HMA RACING						
BEON						
1	2:40.891	55.416	1:19.914	25.561	113.6	2:40.891
2	2:18.545	39.377	1:13.601	25.567	131.9	4:59.436
3	2:19.293	39.673	1:13.841	25.779	131.2	7:18.729
4	2:19.399	40.261	1:14.041	25.097	131.1	9:38.128
5	2:18.342	39.565	1:13.404	25.373	132.1	11:56.470
6	2:26.150 B	39.578	1:14.261	32.311	125.1	14:22.620
7	7:14.365	5:34.411	1:14.144	25.810	42.1	21:36.985
8	2:19.839	39.583	1:14.277	25.979	130.7	23:56.824
9	2:19.510	39.918	1:13.835	25.757	131.0	26:16.334

10	ADRIAN CRUCES SERRANO					ESP
1	2:28.665	48.786	1:14.812	25.067	122.9	2:28.665
2	2:17.393	38.598	1:13.532	25.263	133.0	4:46.058
3	2:16.416	38.550	1:12.512	25.354	134.0	7:02.474
4	2:16.275	38.699	1:12.719	24.857	134.1	9:18.749
5	2:16.303	38.544	1:12.400	25.359	134.1	11:35.052
6	2:16.031	38.478	1:12.631	24.922	134.4	13:51.083
7	2:14.973	38.414	1:11.724	24.835	135.4	16:06.056
8	2:16.049	38.342	1:12.630	25.077	134.3	18:22.105
9	2:15.708	38.468	1:11.848	25.392	134.7	20:37.813
10	2:16.286	38.789	1:12.390	25.107	134.1	22:54.099
11	2:17.237	38.538	1:13.109	25.590	133.2	25:11.336

13	MARCO TAPIA HORCAS					ESP
CUNA DE CAMPEONES						
MIR RACING						
1	3:22.841	1:40.681	1:16.866	25.294	90.1	3:22.841
2	2:16.036	37.967	1:12.902	25.167	134.4	5:38.877
3	2:15.164	37.926	1:12.183	25.055	135.2	7:54.041
4	2:13.961	38.067	1:11.333	24.561	136.4	10:08.002
5	2:13.693	37.560	1:11.342	24.791	136.7	12:21.695
6	2:13.811	37.672	1:11.245	24.894	136.6	14:35.506
7	2:14.198	38.010	1:11.322	24.866	136.2	16:49.704
8	2:14.526	37.819	1:11.430	25.277	135.9	19:04.230

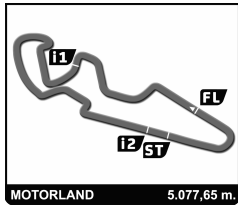
9	2:14.603	38.022	1:11.505	25.076	135.8	21:18.833
10	2:21.200	44.571	1:11.833	24.796	129.4	23:40.033
11	2:13.398	37.538	1:11.216	24.644	137.0	25:53.431

15	JULEN AVILA CORTES					ESP
BLUMAQA HMA RACING						
1	2:28.539	48.472	1:15.069	24.998	123.0	2:28.539
2	2:17.290	38.923	1:13.203	25.164	133.1	4:45.829
3	2:16.341	39.231	1:12.132	24.978	134.1	7:02.170
4	2:16.029	38.592	1:12.775	24.662	134.4	9:18.199
5	2:16.078	38.428	1:12.785	24.865	134.3	11:34.277
6	2:16.039	38.730	1:12.297	25.012	134.4	13:50.316
7	2:15.307	38.572	1:11.864	24.871	135.1	16:05.623
8	2:15.746	38.275	1:12.543	24.928	134.6	18:21.369
9	2:15.419	38.451	1:11.996	24.972	135.0	20:36.788
10	2:15.086	38.110	1:11.971	25.005	135.3	22:51.874
11	2:15.175	38.084	1:12.319	24.772	135.2	25:07.049

17	DANIEL MUÑOZ FERNANDEZ					ESP
TPR						
1	2:27.666	45.429	1:16.708	25.529	123.8	2:27.666
2	2:18.288	38.981	1:14.252	25.055	132.2	4:45.954
3	2:16.081	38.534	1:12.550	24.997	134.3	7:02.035
4	2:20.258	44.059	1:11.544	24.655	130.3	9:22.293
5	2:14.687	38.238	1:11.391	25.058	135.7	11:36.980
6	2:13.425	37.784	1:11.101	24.540	137.0	13:50.405
7	2:17.550	38.298	1:14.410	24.842	132.9	16:07.955
8	2:13.534	37.831	1:10.895	24.808	136.9	18:21.489
9	2:14.553	38.090	1:11.340	25.123	135.8	20:36.042
10	2:14.327	37.993	1:11.264	25.070	136.1	22:50.369
11	2:14.138	38.112	1:11.260	24.766	136.3	25:04.507

24	GERARD MARTIN CLANCHET					ESP
IGAXTEAM						
1	2:41.312	52.795	1:21.412	27.105	113.3	2:41.312
2	2:23.618	40.828	1:16.587	26.203	127.3	5:04.930
3	2:20.882	40.229	1:14.567	26.086	129.7	7:25.812
4	2:21.806	40.747	1:15.136	25.923	128.9	9:47.618
5	2:21.843	40.204	1:15.587	26.052	128.9	12:09.461
6	2:24.623	39.927	1:18.667	26.029	126.4	14:34.084
7	2:30.428 B	39.976	1:14.655	35.797	121.5	17:04.512
8	3:29.843	1:42.724	1:20.191	26.928	87.1	20:34.355
9	2:20.207	40.312	1:14.432	25.463	130.4	22:54.562
10	2:19.075	39.181	1:14.333	25.561	131.4	25:13.637

26	JONATHAN FINN					CAN
XCTECH						
BEON						
1	2:35.166	49.982	1:18.459	26.725	117.8	2:35.166
2	2:24.402	40.703	1:16.549	27.150	126.6	4:59.568
3	2:22.722	41.107	1:15.719	25.896	128.1	7:22.290
4	2:22.578	41.786	1:15.281	25.511	128.2	9:44.868
5	2:28.455 B	40.272	1:15.821	32.362	123.1	12:13.323
6	4:25.983	2:34.114	1:25.983	25.886	68.7	16:39.306
7	2:34.026	40.621	1:27.326	26.079	118.7	19:13.332
8	2:22.241	40.641	1:15.724	25.876	128.5	21:35.573
9	2:21.655	39.987	1:15.814	25.854	129.0	23:57.228



85GP / MOTO4

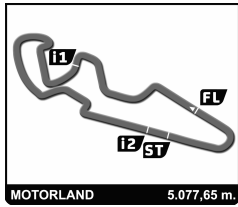
RFME CAMPEONATO DE ESPAÑA DE VELOCIDAD

Entrenamiento Cronometrado 1

Vuelta a vuelta

Mejor Personal Mejor de la sesión B Cruzando la línea de meta por el pit lane.

Vlt.	Tiempo	Sector 1	Sector 2	Sector 3	Km/h	T. Sesión	Vlt.	Tiempo	Sector 1	Sector 2	Sector 3	Km/h	T. Sesión
10	2:20.704	39.940	1:14.939	25.825	129.9	26:17.932	4	2:26.207	42.019	1:17.591	26.597	125.0	10:41.236
29 FERNANDO LUQUE OLIVERO ESP							42 DIOGO MOREIRA NASCIMENTO BRA						
JEREZ ANDALUCIA MOTOR TALENT RC SPORT							SCHOOL TEAM ESTRELLA GALICIA 0,0 BEON						
1	2:39.557	51.264	1:22.978	25.315	114.5	2:39.557	1	3:23.932	1:18.284	1:39.845	25.803	89.6	3:23.932
2	2:16.807	39.010	1:12.628	25.169	133.6	4:56.364	2	2:20.732 B	38.023	1:13.974	28.735	129.9	5:44.664
3	2:38.886	45.531	1:22.204	31.151	115.0	7:35.250	3	6:06.079	4:18.745	1:19.321	28.013	49.9	11:50.743
4	2:31.536	53.902	1:12.686	24.948	120.6	10:06.786	4	2:19.386	39.135	1:13.994	26.257	131.1	14:10.129
5	2:16.353	38.722	1:12.408	25.223	134.0	12:23.139	5	2:38.955 B	49.012	1:17.440	32.503	115.0	16:49.084
6	2:16.216	38.626	1:12.206	25.384	134.2	14:39.355	6	5:55.662	4:14.399	1:14.662	26.601	51.4	22:44.746
7	2:18.548	40.409	1:12.936	25.203	131.9	16:57.903	7	2:18.897	39.291	1:13.909	25.697	131.6	25:03.643
8	2:17.797	38.878	1:13.195	25.724	132.6	19:15.700	45 SERGIO GONZALEZ VALLINAS ESP						
9	2:19.374	40.264	1:13.518	25.592	131.1	21:35.074	XCTECH HONDA						
10	2:16.914	38.833	1:12.659	25.422	133.5	23:51.988	1	2:38.696	51.805	1:19.658	27.233	115.2	2:38.696
11	2:17.668	38.930	1:13.190	25.548	132.8	26:09.656	2	2:27.218	41.874	1:18.893	26.451	124.2	5:05.914
31 ROBERTO GARCIA TINOCO ESP							3						
TPR							4						
1	2:31.395 B	42.809	1:14.832	33.754	120.7	2:31.395	5	2:25.285	41.177	1:17.703	26.405	125.8	12:23.395
2	2:37.307	1:00.668	1:11.918	24.721	116.2	5:08.702	6	2:34.682 B	41.191	1:17.762	35.729	118.2	14:58.077
3	2:14.490	38.443	1:11.334	24.713	135.9	7:23.192	7	4:28.268	2:43.250	1:17.981	27.037	68.1	19:26.345
4	2:13.371	37.790	1:10.996	24.585	137.0	9:36.563	8	2:27.038	41.932	1:18.158	26.948	124.3	21:53.383
5	2:13.208	38.000	1:10.565	24.643	137.2	11:49.771	9	2:25.936	41.127	1:17.767	27.042	125.2	24:19.319
6	2:13.405	37.618	1:11.173	24.614	137.0	14:03.176	10	2:26.553	41.409	1:18.415	26.729	124.7	26:45.872
7	2:12.886	37.867	1:10.729	24.290	137.5	16:16.062	48 IVAN ORTOLA DIEZ ESP						
8	2:12.963	37.524	1:10.859	24.580	137.5	18:29.025	1						
9	2:18.235	37.785	1:15.701	24.749	132.2	20:47.260	2						
10	2:13.211	37.702	1:10.949	24.560	137.2	23:00.471	3						
11	2:12.898	37.685	1:10.486	24.727	137.5	25:13.369	4						
37 MAX SANCHEZ QUESADA ESP							5						
MIR RACING							6						
1	3:23.378	1:23.994	1:34.484	24.900	89.9	3:23.378	7						
2	2:16.751	38.298	1:13.606	24.847	133.7	5:40.129	8						
3	2:15.691	38.225	1:12.443	25.023	134.7	7:55.820	9						
4	2:15.236	38.534	1:11.982	24.720	135.2	10:11.056	10						
39 ERROL SULLIVAN USA							11						
TEAM AMERICA BEON							1						
1	2:47.365	56.899	1:23.462	27.004	109.2	2:47.365	2						
2	2:26.441	41.613	1:18.096	26.732	124.8	5:13.806	3						
3	2:24.002	41.305	1:16.555	26.142	126.9	7:37.808	4						
4	2:23.423	41.014	1:16.313	26.096	127.4	10:01.231	5						
5	2:22.742	40.598	1:16.158	25.986	128.0	12:23.973	6						
6	2:31.412	42.750	1:22.347	26.315	120.7	14:55.385	7						
7	2:23.183	40.850	1:15.968	26.365	127.6	17:18.568	8						
8	2:42.515	45.691	1:30.241	26.583	112.5	20:01.083	9						
9	2:23.660	40.964	1:16.323	26.373	127.2	22:24.743	10						
10	2:55.718	47.079	1:34.455	34.184	104.0	25:20.461	49 JULIO GARCIA GONZALEZ ESP						
41 OSCAR NUÑEZ FERNANDEZ-COTO ESP							GESI MOTORSPOT EME						
BLUMAQA HMA RACING							1						
1	3:17.626	1:25.596	1:24.396	27.634	92.5	3:17.626	2						
2	2:29.505	42.953	1:19.501	27.051	122.3	5:47.131	3						
3	2:27.898	42.543	1:18.449	26.906	123.6	8:15.029	4						
53 MICHAL BULIK SVK							5						
ETG RACING BEON							6						
1							2:41.625						
2							2:15.361						
3							2:28.175						
4							2:14.859						
5							2:14.927						
6							2:15.110						
7							2:33.656						
8							2:15.084						
9							2:15.686						
10							2:25.525						
11							2:15.245						



85GP / MOTO4

RFME CAMPEONATO DE ESPAÑA DE VELOCIDAD

Entrenamiento Cronometrado 1

Vuelta a vuelta

Mejor Personal Mejor de la sesión B Cruzando la línea de meta por el pit lane.

Vlt.	Tiempo	Sector 1	Sector 2	Sector 3	Km/h	T. Sesión	Vlt.	Tiempo	Sector 1	Sector 2	Sector 3	Km/h	T. Sesión
1	2:50.946	1:06.335	1:18.140	26.471	106.9	2:50.946	3	2:18.858	39.363	1:13.947	25.548	131.6	7:23.302
2	2:22.986	40.287	1:15.426	27.273	127.8	5:13.932	4	2:17.996	39.076	1:13.508	25.412	132.4	9:41.298
3	2:21.938	40.569	1:15.104	26.265	128.8	7:35.870	5	2:17.879	38.935	1:13.412	25.532	132.6	11:59.177
4	2:20.687	40.317	1:14.312	26.058	129.9	9:56.557	6	2:18.085	38.830	1:13.571	25.684	132.4	14:17.262
5	2:21.539	40.174	1:15.298	26.067	129.1	12:18.096	7	2:18.458	39.256	1:13.472	25.730	132.0	16:35.720
6	2:20.577	39.901	1:14.388	26.288	130.0	14:38.673	8	2:19.185	39.327	1:13.949	25.909	131.3	18:54.905
7	2:20.126	40.210	1:14.217	25.699	130.4	16:58.799	9	2:18.662	39.258	1:13.623	25.781	131.8	21:13.567
8	2:21.319	40.044	1:14.778	26.497	129.3	19:20.118	10	2:19.131	39.477	1:14.116	25.538	131.4	23:32.698
9	2:42.162	51.738	1:23.914	26.510	112.7	22:02.280	11	2:18.341	39.102	1:13.639	25.600	132.1	25:51.039
10	2:21.650	40.092	1:15.134	26.424	129.0	24:23.930							
11	2:21.538	40.085	1:15.200	26.253	129.1	26:45.468							

54 FERMIN ALDEGUER MENGUAL

ESP
MIR RACING

1	2:38.774	58.404	1:15.165	25.205	115.1	2:38.774
2	2:16.613	38.536	1:13.033	25.044	133.8	4:55.387
3	2:26.568	43.010	1:17.452	26.106	124.7	7:21.955
4	2:15.658	38.940	1:12.017	24.701	134.7	9:37.613
5	2:15.672	38.442	1:12.313	24.917	134.7	11:53.285
6	2:15.275	38.275	1:11.874	25.126	135.1	14:08.560
7	2:29.216	40.053	1:15.157	34.006	122.5	16:37.776
8	3:49.653	2:06.031	1:17.863	25.759	79.6	20:27.429
9	2:17.071	39.171	1:12.466	25.434	133.3	22:44.500
10	2:18.336	39.649	1:13.460	25.227	132.1	25:02.836

59 GABIN PLANQUES

FRA
BEON

1	2:29.395	49.045	1:15.087	25.263	122.3	2:29.395
2	2:17.959	39.349	1:13.143	25.467	132.5	4:47.354
3	2:17.411	38.598	1:13.004	25.809	133.0	7:04.765
4	2:17.842	39.272	1:13.189	25.381	132.6	9:22.607
5	2:17.411	38.828	1:12.988	25.595	133.0	11:40.018
6	2:18.184	38.950	1:13.280	25.954	132.3	13:58.202
7	2:18.061	39.030	1:13.193	25.838	132.4	16:16.263
8	2:28.357	39.249	1:17.451	31.657	123.2	18:44.620
9	4:09.210	2:14.580	1:28.037	26.593	73.3	22:53.830
10	2:17.815	39.179	1:12.771	25.865	132.6	25:11.645

64 DAVID MUÑOZ RODRIGUEZ

ESP
RC SPORT

1	3:27.276	1:30.533	1:31.667	25.076	88.2	3:27.276
2	2:15.574	38.176	1:12.489	24.909	134.8	5:42.850
3	2:14.877	38.165	1:11.982	24.730	135.5	7:57.727
4	2:13.231	37.573	1:11.097	24.561	137.2	10:10.958
5	2:15.486	38.529	1:12.316	24.641	134.9	12:26.444
6	2:14.364	37.935	1:11.644	24.785	136.0	14:40.808
7	2:14.091	38.012	1:11.424	24.655	136.3	16:54.899
8	2:14.678	38.100	1:11.536	25.042	135.7	19:09.577
9	2:15.039	38.045	1:11.956	25.038	135.3	21:24.616
10	2:14.451	38.068	1:11.603	24.780	135.9	23:39.067
11	2:14.072	37.664	1:11.538	24.870	136.3	25:53.139

65 MARCO MORELLI CHINCOLLA

ESP
MRW-ASPAR TEAM

1	2:44.653	59.850	1:18.980	25.823	111.0	2:44.653
2	2:19.791	39.195	1:14.779	25.817	130.7	5:04.444

69 MARCOS RUDA COMINO

ESP
MIR RACING

1	3:21.851	1:40.309	1:16.637	24.905	90.5	3:21.851
2	2:14.643	38.042	1:11.749	24.852	135.7	5:36.494
3	2:13.819	38.133	1:10.976	24.710	136.6	7:50.313
4	2:13.428	38.025	1:10.853	24.550	137.0	10:03.741
5	2:13.027	37.674	1:10.798	24.555	137.4	12:16.768
6	2:12.848	37.456	1:10.569	24.823	137.6	14:29.616
7	2:12.512	37.721	1:10.582	24.209	137.9	16:42.128
8	2:13.464	37.709	1:10.879	24.876	136.9	18:55.592
9	2:13.415	37.743	1:10.831	24.841	137.0	21:09.007
10	2:19.406	37.671	1:16.944	24.791	131.1	23:28.413
11	2:12.916	37.597	1:10.675	24.644	137.5	25:41.329

70 JOSHUA WHATLEY

GBR
FAU55 RACING
BEON

1	2:38.346	54.883	1:17.694	25.769	115.4	2:38.346
2	2:17.147	39.131	1:13.194	24.822	133.3	4:55.493
3	2:16.551	38.438	1:12.926	25.187	133.8	7:12.044
4	2:15.766	38.432	1:12.481	24.853	134.6	9:27.810
5	2:15.390	38.197	1:12.463	24.730	135.0	11:43.200
6	2:14.826	37.975	1:12.146	24.705	135.6	13:58.026
7	2:14.728	38.060	1:11.919	24.749	135.7	16:12.754
8	2:16.855	38.023	1:14.048	24.784	133.6	18:29.609
9	2:22.168	37.801	1:13.291	31.076	128.6	20:51.777
10	2:55.616	1:18.562	1:12.184	24.870	104.1	23:47.393
11	2:14.847	37.885	1:12.119	24.843	135.5	26:02.240

74 DAIJIRO SAKO

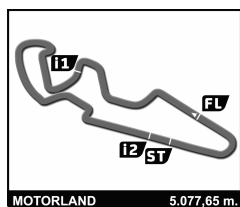
JAP
IGAXTEAM

1	2:29.019	48.662	1:15.128	25.229	122.7	2:29.019
2	2:17.130	38.671	1:13.347	25.112	133.3	4:46.149
3	2:16.371	39.147	1:12.190	25.034	134.0	7:02.520
4	2:16.203	38.453	1:12.854	24.896	134.2	9:18.723
5	2:16.292	38.429	1:12.631	25.232	134.1	11:35.015
6	2:15.539	38.397	1:12.079	25.063	134.8	13:50.554
7	2:15.273	38.658	1:11.716	24.899	135.1	16:05.827
8	2:15.961	38.395	1:12.423	25.143	134.4	18:21.788
9	2:16.573	38.564	1:12.569	25.440	133.8	20:38.361
10	2:15.808	38.596	1:12.146	25.066	134.6	22:54.169
11	2:16.946	38.730	1:12.806	25.410	133.5	25:11.115

80 DAVID ALONSO GOMEZ

ESP
HALCOURIER MS RACING

1	3:09.156	56.020	1:40.987	32.149	96.6	3:09.156
2	2:32.976	47.104	1:19.622	26.250	119.5	5:42.132



85GP / MOTO4

RFME CAMPEONATO DE ESPAÑA DE VELOCIDAD

Entrenamiento Cronometrado 1

Vuelta a vuelta

Mejor Personal Mejor de la sesión B Cruzando la línea de meta por el pit lane.

Vlt.	Tiempo	Sector 1	Sector 2	Sector 3	Km/h	T. Sesión	Vlt.	Tiempo	Sector 1	Sector 2	Sector 3	Km/h	T. Sesión
3	2:22.774	40.681	1:15.985	26.108	128.0	8:04.906	7	2:15.158	38.111	1:11.994	25.053	135.2	16:56.622
4	2:20.928	40.405	1:14.902	25.621	129.7	10:25.834	8	2:16.691	38.552	1:12.795	25.344	133.7	19:13.313
5	2:19.670	39.493	1:14.316	25.861	130.9	12:45.504	9	3:24.318	44.393	2:04.433	35.492	89.5	22:37.631
6	2:19.515	40.126	1:13.677	25.712	131.0	15:05.019	10	2:25.321	46.781	1:13.218	25.322	125.8	25:02.952
7	2:20.033	40.178	1:14.120	25.735	130.5	17:25.052							
8	2:32.072 B	40.446	1:16.467	35.159	120.2	19:57.124							
9	3:38.987	1:56.180	1:16.785	26.022	83.5	23:36.111							
10	2:19.700	39.948	1:14.524	25.228	130.8	25:55.811							

86 MARIO MAYOR FRANCES							ESP
							BEON
1	2:44.759	59.958	1:19.019	25.782	110.9	2:44.759	
2	2:20.172	39.873	1:14.147	26.152	130.4	5:04.931	
3	2:18.846	39.768	1:13.936	25.142	131.6	7:23.777	
4	2:19.292	39.606	1:14.173	25.513	131.2	9:43.069	
5	2:19.012	39.537	1:13.784	25.691	131.5	12:02.081	
6	2:20.082	39.490	1:14.449	26.143	130.5	14:22.163	
7	2:20.440	39.898	1:14.302	26.240	130.1	16:42.603	
8	2:26.659 B	39.622	1:15.438	31.599	124.6	19:09.262	

87 ARNAU MONLLAU BEDOS							ESP
ALARXA							MIR RACING
1	2:28.778	43.841	1:17.892	27.045	122.8	2:28.778	
2	2:26.032	41.611	1:17.384	27.037	125.2	4:54.810	
3	2:32.021 B	41.336	1:16.802	33.883	120.2	7:26.831	
4	2:57.204	1:13.640	1:16.842	26.722	103.1	10:24.035	
5	2:24.468	41.124	1:16.549	26.795	126.5	12:48.503	
6	2:24.154	40.858	1:16.619	26.677	126.8	15:12.657	
7	2:24.865	41.037	1:17.139	26.689	126.2	17:37.522	
8	2:24.953	40.922	1:16.922	27.109	126.1	20:02.475	
9	2:23.884	40.909	1:15.837	27.138	127.0	22:26.359	
10	2:24.962	42.025	1:16.126	26.811	126.1	24:51.321	
11	2:24.012	40.793	1:16.474	26.745	126.9	27:15.333	

89 MARCOS URIARTE RODRIGUEZ							ESP
							TPR
1	2:23.040	43.093	1:14.688	25.259	127.8	2:23.040	
2	2:18.336	39.149	1:13.321	25.866	132.1	4:41.376	
3	2:17.541	38.887	1:12.954	25.700	132.9	6:58.917	
4	2:17.982	38.980	1:13.262	25.740	132.5	9:16.899	
5	2:18.138	39.463	1:13.393	25.282	132.3	11:35.037	
6	2:15.552	38.914	1:11.736	24.902	134.8	13:50.589	
7	2:15.384	38.848	1:11.715	24.821	135.0	16:05.973	
8	2:15.816	38.131	1:12.538	25.147	134.6	18:21.789	
9	2:18.241	38.715	1:13.907	25.619	132.2	20:40.030	
10	2:15.576	38.389	1:12.079	25.108	134.8	22:55.606	
11	2:15.517	38.236	1:12.192	25.089	134.9	25:11.123	

95 JOSE ANTONIO RUEDA RUIZ							ESP
							BEON
1	3:23.709	1:40.810	1:17.212	25.687	89.7	3:23.709	
2	2:16.623	38.072	1:13.020	25.531	133.8	5:40.332	
3	2:15.982	38.180	1:12.643	25.159	134.4	7:56.314	
4	2:14.831	38.353	1:11.999	24.479	135.6	10:11.145	
5	2:15.562	38.508	1:12.233	24.821	134.8	12:26.707	
6	2:14.757	37.886	1:11.792	25.079	135.6	14:41.464	

96 ROCCO LANDERS							USA
TEAM AMERICA							BEON
1	2:53.188	1:01.893	1:24.628	26.667	105.5	2:53.188	
2	2:22.813	40.645	1:16.210	25.958	128.0	5:16.001	
3	2:19.816	39.474	1:14.962	25.380	130.7	7:35.817	
4	2:19.691	39.755	1:14.337	25.599	130.8	9:55.508	
5	2:19.213	39.480	1:14.173	25.560	131.3	12:14.721	
6	2:18.493	39.265	1:13.695	25.533	132.0	14:33.214	
7	2:18.250	39.379	1:13.385	25.486	132.2	16:51.464	
8	2:18.602	39.425	1:13.685	25.492	131.9	19:10.066	
9	2:18.207	39.316	1:13.165	25.726	132.2	21:28.273	
10	2:18.332	39.381	1:13.478	25.473	132.1	23:46.605	
11	2:17.512	39.010	1:12.979	25.523	132.9	26:04.117	