

CIRCUITO DE NAVARRA 3.933 m.

Superstock/Open600

RFME Cto. España Velocidad Navarra 2017

Entre. Cronometrado 2

Clasificación

Nº	Piloto	Nac	Equipo	Moto	Neumaticos	Tiempo	Vlt.	Total	Dif.	Km/h
1	69 Javier ORELLANA MALLOY	ESP	TACK KAWASAKI	KAWASAKI	PIRELLI Stck	1:42.286	11	15	-	138.4
2	14 Hector GARZO VICENT	ESP	TEAM WIMU YAMAHA	YAMAHA	MICHELIN Stck	1:42.925	13	13	+0.639	137.6
3	89 Christian PALOMARES VILAR	ESP	AUTOS ARROYO PASTRANA RACING TEAM	YAMAHA	MICHELIN Stck	1:43.121	11	15	+0.835	137.3
4	77 Miquel PONS PAYERAS	ESP	H43 TEAM	KAWASAKI	DUNLOP Stck	1:43.237	10	14	+0.951	137.1
5	91 Aleix AULESTIA DALMASES	ESP	BASOLI COMPETICIÓN-OSBORNE & CLARKE	KAWASAKI	PIRELLI Stck	1:43.674	8	8	+1.388	136.6
6	26 Daniel SAEZ GUTIERREZ	ESP	MOTOS CLASICAS JJSAEZ TEAM	YAMAHA	DUNLOP Stck	1:43.738	13	14	+1.452	136.5
7	76 Diego PEREZ ZUASTI	ESP	EMS COMPETICIÓN	KAWASAKI	DUNLOP Stck	1:43.815	10	15	+1.529	136.4
8	39 Borja QUERO MARTINEZ	ESP	SAG-M.A.MOTOSPORT KAWASAKI	KAWASAKI	DUNLOP Stck	1:43.856	7	11	+1.570	136.3
9	70 Marc ALCOBA ESPI	ESP	TEAM TORRENTÓ	YAMAHA	MICHELIN Stck	1:44.010	3	10	+1.724	136.1
10	82 Elena ROSELL ARAGON	ESP	ETG RACING-MOTODES	KAWASAKI	MICHELIN Stck	1:44.377	7	13	+2.091	135.7
11	67 Roman FISCHER	SUI	PINAMOTO RS	KAWASAKI	DUNLOP Stck	1:44.535	11	13	+2.249	135.4
12	23 Loic ARBEL	FRA	SAG-M.A.MOTOSPORT KAWASAKI	KAWASAKI	DUNLOP Stck	1:44.709	13	13	+2.423	135.2
13	85 Pedro Nuno ROMERO	POR	TEAM WIMU YAMAHA	YAMAHA	MICHELIN Stck	1:44.799	11	15	+2.513	135.1
14	95 Miguel GARCIA GUTIERREZ	ESP	MDR COSSACKS-FLYGROUP	YAMAHA	PIRELLI Open	1:44.815	12	13	+2.529	135.1
15	16 Julio David PALAO MUÑOZ	ESP	TEAM JDRACER	KAWASAKI	DUNLOP Open	1:44.994	13	14	+2.708	134.9
16	19 Paul DUFOUR	FRA	JEG RACING	YAMAHA	DUNLOP Stck	1:45.353	13	15	+3.067	134.4
17	65 Carlos GARCIA BENITO	ESP	EMS COMPETICION	YAMAHA	DUNLOP Open	1:45.478	4	11	+3.192	134.2
18	79 Aitor GARCIA CARRERO	ESP	DOSANMOTOR PRO RACING	YAMAHA	MICHELIN Open	1:45.547	13	15	+3.261	134.1
19	7 Diego CARBO ESCRIVA DE ROMANI	ESP	STRATOS	YAMAHA	DUNLOP Stck	1:45.651	12	12	+3.365	134.0
20	12 Rogelio LORENTE CALLE	ESP	TST RACING	HONDA	DUNLOP Stck	1:45.676	10	14	+3.390	134.0
21	8 Alejandro CANOVAS MARCOS	ESP	BST - NEW PROJECT	KAWASAKI	DUNLOP Stck	1:45.982	12	14	+3.696	133.6
22	73 Andoitz BONILLA PORRAS	ESP	MDR COSSACKS FLYGROUP	YAMAHA	MICHELIN Open	1:46.094	10	11	+3.808	133.5
23	48 Joan DIAZ CORBELLA	ESP	D.C.R. RACING TEAM	YAMAHA	DUNLOP Stck	1:46.277	6	13	+3.991	133.2
24	29 Luis Manuel POMARES MARTINEZ	ESP	PINAMOTO RS	KAWASAKI	DUNLOP Open	1:46.335	14	15	+4.049	133.2
25	24 Said DAHAN ACEITUNO	MAR	AMRCOMPETICION	KAWASAKI	PIRELLI Stck	1:47.002	11	16	+4.716	132.3
26	11 Ricardo SORIANO FORTEA	ESP	TEAM MORGAN - FMT	YAMAHA	MICHELIN Open	1:47.991	15	15	+5.705	131.1

Tiempo Máximo: 1:57.628

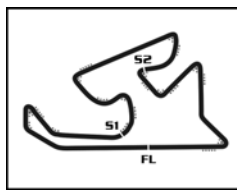
4 Juan Antonio BELLVER GARCIA ESP TEAM TORRENTÓ YAMAHA MICHELIN Stck

Vuelta Rápida Vlt. 11 Javier ORELLANA MALLOY 1:42.286 138.4 Kph

Hora de publicación:

Estado de la pista: **SECO**

Director de carrera:	Cronometrador:
----------------------	----------------



CIRCUITO DE NAVARRA 3.933 m.

Superstock/Open600

RFME Cto. España Velocidad Navarra 2017

Entre. Combinada Crono 1 y 2

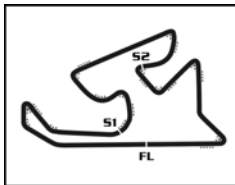
Clasificación

Nº	Piloto	Equipo	Moto Neumático		Cronometrado 1	Cronometrado 2	Tiempo
1	14 Hector GARZO VICENT	TEAM WIMU YAMAHA	YAMAHA	Stck	1:41.733	1:42.925	1:41.733
2	69 Javier ORELLANA MALLOY	TACK KAWASAKI	KAWASAKI	Stck	1:41.748	1:42.286	1:41.748
3	89 Christian PALOMARES VILAR	AUTOS ARBOYO PASTRANA RACING TEAM	YAMAHA	Stck	1:43.004	1:43.121	1:43.004
4	70 Marc ALCOBA ESPI	TEAM TORRENTÓ	YAMAHA	Stck	1:43.131	1:44.010	1:43.131
5	77 Miquel PONS PAYERAS	H43 TEAM	KAWASAKI	Stck	1:43.155	1:43.237	1:43.155
6	76 Diego PEREZ ZUASTI	EMS COMPETICIÓN	KAWASAKI	Stck	1:43.335	1:43.815	1:43.335
7	91 Aleix AULESTIA DALMASES	BASOLI COMPETICIÓN-OSBORNE & CLARKE	KAWASAKI	Stck	1:43.991	1:43.674	1:43.674
8	82 Elena ROSELL ARAGON	ETG RACING-MOTODES	KAWASAKI	Stck	1:43.699	1:44.377	1:43.699
9	26 Daniel SAEZ GUTIERREZ	MOTOS CLASICAS JSAEZ TEAM	YAMAHA	Stck	1:44.663	1:43.738	1:43.738
10	4 Juan Antonio BELLVER GARCIA	TEAM TORRENTÓ	YAMAHA	Stck	1:43.827		1:43.827
11	39 Borja QUERO MARTINEZ	SAG-M.A.MOTOSPORT KAWASAKI	KAWASAKI	Stck	1:44.441	1:43.856	1:43.856
12	79 Aitor GARCIA CARRERO	DOSANMOTOR PRO RACING	YAMAHA	Open	1:44.314	1:45.547	1:44.314
13	67 Roman FISCHER	PINAMOTO RS	KAWASAKI	Stck	1:44.785	1:44.535	1:44.535
14	85 Pedro Nuno ROMERO	TEAM WIMU YAMAHA	YAMAHA	Stck	1:44.580	1:44.799	1:44.580
15	65 Carlos GARCIA BENITO	EMS COMPETICION	YAMAHA	Open	1:44.652	1:45.478	1:44.652
16	23 Loic ARBEL	SAG-M.A.MOTOSPORT KAWASAKI	KAWASAKI	Stck	1:44.878	1:44.709	1:44.709
17	16 Julio David PALAO MUÑOZ	TEAM JDRACER	KAWASAKI	Open	1:44.711	1:44.994	1:44.711
18	95 Miguel GARCIA GUTIERREZ	MDRCOSSACKS-FLYGROUP	YAMAHA	Open	1:44.787	1:44.815	1:44.787
19	73 Andoitz BONILLA PORRAS	MDR COSSACKS FLYGROUP	YAMAHA	Open	1:45.252	1:46.094	1:45.252
20	8 Alejandro CANOVAS MARCOS	BST - NEW PROJECT	KAWASAKI	Stck	1:45.280	1:45.982	1:45.280
21	19 Paul DUFOUR	JEG RACING	YAMAHA	Stck	1:45.947	1:45.353	1:45.353
22	48 Joan DIAZ CORBELLA	D.C.R. RACING TEAM	YAMAHA	Stck	1:45.376	1:46.277	1:45.376
23	29 Luis Manuel POMARES MARTINEZ	PINAMOTO RS	KAWASAKI	Open	1:45.386	1:46.335	1:45.386
24	7 Diego CARBO ESCRIBA DE ROMAN	STRATOS	YAMAHA	Stck	1:45.484	1:45.651	1:45.484
25	12 Rogelio LORENTE CALLE	TST RACING	HONDA	Stck	1:45.907	1:45.676	1:45.676
26	24 Said DAHAN ACEITUNO	AMRCOMPETICION	KAWASAKI	Stck	1:47.101	1:47.002	1:47.002
27	11 Ricardo SORIANO FORTEA	TEAM MORGAN - FMT	YAMAHA	Open	1:48.104	1:47.991	1:47.991

Oficial Provisional

Oficial Final

Comisarios deportivos:	Director de carrera:	Cronometrador:
Hora:	Hora:	Hora:



CIRCUITO DE NAVARRA 3.933 m

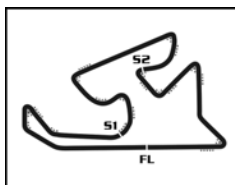
Superstock/Open600

RFME Cto. España Velocidad Navarra 2017

Entre. Cronometrado 2

Mejores tiempos de sector

SECTOR 1			SECTOR 2			SECTOR 3			Pos	Piloto	Vuelta Ideal	Mejor Vuelta
Pos	Piloto	Tiempo	Piloto	Tiempo	Piloto	Tiempo	Pos	Piloto				
1	69 J.ORELLANA MALLOY	26.049	69 J.ORELLANA MALLOY	36.783	69 J.ORELLANA MALLOY	39.304	1	69 J.ORELLANA MALLOY	1:42.136	1:42.286	(1)	
2	14 H.GARZO VICENT	26.165	14 H.GARZO VICENT	37.018	89 C.PALOMARES VILAR	39.376	2	14 H.GARZO VICENT	1:42.698	1:42.925	(2)	
3	89 C.PALOMARES VILAR	26.333	77 M.PONS PAYERAS	37.116	26 D.SAEZ GUTIERREZ	39.461	3	89 C.PALOMARES VILAR	1:42.865	1:43.121	(3)	
4	77 M.PONS PAYERAS	26.524	89 C.PALOMARES VILAR	37.156	77 M.PONS PAYERAS	39.477	4	77 M.PONS PAYERAS	1:43.117	1:43.237	(4)	
5	70 M.ALCOBA ESPI	26.584	91 A.AULESTIA DALMASES	37.334	91 A.AULESTIA DALMASES	39.495	5	91 A.AULESTIA DALMASES	1:43.578	1:43.674	(5)	
6	26 D.SAEZ GUTIERREZ	26.625	76 D.PEREZ ZUASTI	37.361	14 H.GARZO VICENT	39.515	6	39 B.QUERO MARTINEZ	1:43.585	1:43.856	(8)	
7	39 B.QUERO MARTINEZ	26.637	39 B.QUERO MARTINEZ	37.366	39 B.QUERO MARTINEZ	39.582	7	26 D.SAEZ GUTIERREZ	1:43.665	1:43.738	(6)	
8	76 D.PEREZ ZUASTI	26.735	70 M.ALCOBA ESPI	37.460	76 D.PEREZ ZUASTI	39.633	8	70 M.ALCOBA ESPI	1:43.715	1:44.010	(9)	
9	91 A.AULESTIA DALMASES	26.749	82 E.ROSELL ARAGON	37.513	70 M.ALCOBA ESPI	39.671	9	76 D.PEREZ ZUASTI	1:43.729	1:43.815	(7)	
10	82 E.ROSELL ARAGON	26.799	95 M.GARCIA GUTIERREZ	37.536	82 E.ROSELL ARAGON	39.829	10	82 E.ROSELL ARAGON	1:44.141	1:44.377	(10)	
11	16 J.PALAO MUÑOZ	26.835	23 L.ARBEL	37.563	67 R.FISCHER	39.840	11	23 L.ARBEL	1:44.445	1:44.709	(12)	
12	23 L.ARBEL	26.959	26 D.SAEZ GUTIERREZ	37.579	16 J.PALAO MUÑOZ	39.889	12	67 R.FISCHER	1:44.468	1:44.535	(11)	
13	85 P.ROMERO	27.001	67 R.FISCHER	37.623	12 R.LORENTE CALLE	39.918	13	95 M.GARCIA GUTIERREZ	1:44.588	1:44.815	(14)	
14	67 R.FISCHER	27.005	85 P.ROMERO	37.770	23 L.ARBEL	39.923	14	16 J.PALAO MUÑOZ	1:44.741	1:44.994	(15)	
15	7	27.099	19 P.DUFOUR	37.830	95 M.GARCIA GUTIERREZ	39.942	15	85 P.ROMERO	1:44.771	1:44.799	(13)	
16	95 M.GARCIA GUTIERREZ	27.110	79 A.GARCIA CARRERO	37.910	85 P.ROMERO	40.000	16	19 P.DUFOUR	1:45.179	1:45.353	(16)	
17	19 P.DUFOUR	27.162	12 R.LORENTE CALLE	37.973	65 C.GARCIA BENITO	40.086	17	12 R.LORENTE CALLE	1:45.181	1:45.676	(20)	
18	79 A.GARCIA CARRERO	27.171	8 A.CANOVAS MARCOS	37.997	19 P.DUFOUR	40.187	18	79 A.GARCIA CARRERO	1:45.348	1:45.547	(18)	
19	48 J.DIAZ CORBELLA	27.173	16 J.PALAO MUÑOZ	38.017	7	40.198	19	65 C.GARCIA BENITO	1:45.350	1:45.478	(17)	
20	65 C.GARCIA BENITO	27.195	65 C.GARCIA BENITO	38.069	79 A.GARCIA CARRERO	40.267	20	7 D.CARBO ESCRIVA DE ROMA	1:45.517	1:45.651	(19)	
21	73 A.BONILLA PORRAS	27.228	7	38.220	8 A.CANOVAS MARCOS	40.300	21	8 A.CANOVAS MARCOS	1:45.828	1:45.982	(21)	
22	12 R.LORENTE CALLE	27.290	29 L.POMARES MARTINEZ	38.255	29	40.327	22	73 A.BONILLA PORRAS	1:45.921	1:46.094	(22)	
23	24 S.DAHAN ACEITUNO	27.444	73 A.BONILLA PORRAS	38.319	73 A.BONILLA PORRAS	40.374	23	29 L.POMARES MARTINEZ	1:46.103	1:46.335	(24)	
24	29 L.POMARES MARTINEZ	27.521	24 S.DAHAN ACEITUNO	38.368	48 J.DIAZ CORBELLA	40.470	24	48 J.DIAZ CORBELLA	1:46.179	1:46.277	(23)	
25	8 A.CANOVAS MARCOS	27.531	48 J.DIAZ CORBELLA	38.536	24 S.DAHAN ACEITUNO	40.816	25	24 S.DAHAN ACEITUNO	1:46.628	1:47.002	(25)	
26	11 R.SORIANO FORTEA	27.824	11 R.SORIANO FORTEA	38.950	11 R.SORIANO FORTEA	41.191	26	11 R.SORIANO FORTEA	1:47.965	1:47.991	(26)	



CIRCUITO DE NAVARRA 3.933 m.

Superstock/Open600

RFME Cto. España Velocidad Navarra 2017

Después de Entre. Cronometrado 2

Velocidad máxima del evento

Piloto	Equipo	Moto		V. Max	Vlt.	Sesión
69 Javier ORELLANA MALLOY	TACK KAWASAKI	KAWASAKI	Stick	250.0	6	Entre. Cronometrado 1
85 Pedro Nuno ROMERO	TEAM WIMU YAMAHA	YAMAHA	Stick	248.8	13	Entre. Cronometrado 2
14 Hector GARZO VICENT	TEAM WIMU YAMAHA	YAMAHA	Stick	248.3	6	Entre. Cronometrado 1
16 Julio David PALAO MUÑOZ	TEAM JDRACER	KAWASAKI	Open	247.7	5	Entre. Cronometrado 1
26 Daniel SAEZ GUTIERREZ	MOTOS CLASICAS JJSAEZ TEAM	YAMAHA	Stick	247.1	2	Entre. Cronometrado 1
76 Diego PEREZ ZUASTI	EMS COMPETICIÓN	KAWASAKI	Stick	247.1	2	Entre. Cronometrado 1
19 Paul DUFOUR	JEG RACING	YAMAHA	Stick	246.0	6	Entre. Cronometrado 1
4 Juan Antonio BELLVER GARCIA	TEAM TORRENTÓ	YAMAHA	Stick	244.9	9	Entre. Cronometrado 1
65 Carlos GARCIA BENITO	EMS COMPETICION	YAMAHA	Open	244.9	10	Entre. Cronometrado 1
70 Marc ALCOBA ESPI	TEAM TORRENTÓ	YAMAHA	Stick	244.9	10	Entre. Cronometrado 1
82 Elena ROSELL ARAGON	ETG RACING-MOTODES	KAWASAKI	Stick	244.3	10	Entre. Cronometrado 2
89 Christian PALOMARES VILAR	AUTOS ARROYO PASTRANA RACING TEAM	YAMAHA	Stick	244.3	5	Entre. Cronometrado 1
7 Diego CARBO ESCORVA DE ROMANI	STRATOS	YAMAHA	Stick	243.2	5	Entre. Cronometrado 1
79 Aitor GARCIA CARRERO	DOSANMOTOR PRO RACING	YAMAHA	Open	242.7	4	Entre. Cronometrado 1
29 Luis Manuel POMARES MARTINEZ	PINAMOTO RS	KAWASAKI	Open	242.2	12	Entre. Cronometrado 1
48 Joan DIAZ CORBELLA	D.C.R. RACING TEAM	YAMAHA	Stick	242.2	12	Entre. Cronometrado 1
77 Miquel PONS PAYERAS	H43 TEAM	KAWASAKI	Stick	242.2	12	Entre. Cronometrado 1
95 Miguel GARCIA GUTIERREZ	MDR COSSACKS-FLYGROUP	YAMAHA	Open	242.2	9	Entre. Cronometrado 1
91 Aleix AULESTIA DALMASES	BASOLI COMPETICIÓN-OSBORNE & CLARKE	KAWASAKI	Stick	241.1	8	Entre. Cronometrado 1
24 Said DAHAN ACEITUNO	AMRCOMPETICIÓN	KAWASAKI	Stick	240.5	11	Entre. Cronometrado 2
23 Loic ARBEL	SAG-M.A.MOTOSPORT KAWASAKI	KAWASAKI	Stick	240.0	10	Entre. Cronometrado 1
73 Andoitz BONILLA PORRAS	MDR COSSACKS FLYGROUP	YAMAHA	Open	239.5	2	Entre. Cronometrado 1
8 Alejandro CANOVAS MARCOS	BST - NEW PROJECT	KAWASAKI	Stick	239.5	13	Entre. Cronometrado 1
11 Ricardo SORIANO FORTEA	TEAM MORGAN - FMT	YAMAHA	Open	238.9	6	Entre. Cronometrado 2
67 Roman FISCHER	PINAMOTO RS	KAWASAKI	Stick	238.4	6	Entre. Cronometrado 1
12 Rogelio LORENTE CALLE	TST RACING	HONDA	Stick	237.4	12	Entre. Cronometrado 1
39 Borja QUERO MARTINEZ	SAG-M.A.MOTOSPORT KAWASAKI	KAWASAKI	Stick	236.8	11	Entre. Cronometrado 2



CIRCUITO DE NAVARRA 3.933 m.


Superstock/Open600

RFME Cto. España Velocidad Navarra 2017

Entre. Cronometrado 2

Secuencia de vueltas rápidas

Tiempo de sesión	Piloto	Equipo	Moto	Neumaticos	Tiempo	km/h	Vlt.
3:39.711	69 Javier ORELLANA MALLOY	TACK KAWASAKI	KAWASAKI	PIRELLI Stck	1:43.582	136.7	2
4:50.977	14 Hector GARZO VICENT	TEAM WIMU YAMAHA	YAMAHA	MICHELIN Stck	1:43.373	137.0	2
7:05.862	69 Javier ORELLANA MALLOY	TACK KAWASAKI	KAWASAKI	PIRELLI Stck	1:42.766	137.8	4
25:07.433	69 Javier ORELLANA MALLOY	TACK KAWASAKI	KAWASAKI	PIRELLI Stck	1:42.286	138.4	11



Superstock/Open600


RFME Cto. España Velocidad Navarra 2017

Entre. Cronometrado 2

Vuelta a vuelta

■ Mejor Personal
 ■ Mejor de la sesión
 ■ Cruzando la línea de meta por el pit lane.

Vlt.	Tiempo	Sector 1	Sector 2	Sector 3	Km/h	T. Sesión	Vlt.	Tiempo	Sector 1	Sector 2	Sector 3	Km/h	T. Sesión	
7	Diego CARBO ESCRIVA DE ROMANI						ESP	4	1:46.426	27.818	38.196	40.412	133.0	10:23.339
	STRATOS						YAMAHA	5	5:50.434 B	28.012	38.764	4:43.658	40.4	16:13.773
1	3:23.013	2:02.975	39.150	40.888	69.7	3:23.013	6	1:53.770	34.716	38.281	40.773	124.5	18:07.543	
2	1:46.352	27.167	38.587	40.598	133.1	5:09.365	7	3:34.441 B	27.835	50.567	2:16.039	66.0	21:41.983	
3	1:45.828	27.302	38.279	40.247	133.8	6:55.193	8	1:56.875	36.755	39.195	40.925	121.1	23:38.858	
4	1:46.055	27.262	38.432	40.361	133.5	8:41.248	9	1:45.948	27.657	38.201	40.090	133.6	25:24.806	
5	1:45.719	27.245	38.276	40.198	133.9	10:26.967	10	1:45.676	27.290	38.154	40.232	134.0	27:10.482	
6	6:51.294 B	32.680	42.508	5:36.106	34.4	17:18.261	11	1:45.796	27.366	38.233	40.197	133.8	28:56.278	
7	4:13.156 B	35.822	49.548	2:47.786	55.9	21:31.416	12	1:45.950	27.623	37.973	40.354	133.6	30:42.228	
8	2:02.210	38.577	42.220	41.413	115.9	23:33.626	13	1:45.734	27.732	38.084	39.918	133.9	32:27.962	
9	1:45.978	27.336	38.228	40.414	133.6	25:19.604	14	1:46.014	27.632	38.178	40.204	133.6	34:13.976	
10	1:45.813	27.155	38.340	40.318	133.8	27:05.417								
11	1:46.752	27.099	38.435	41.218	132.6	28:52.169								
12	1:45.651	27.198	38.220	40.233	134.0	30:37.820								
8	Alejandro CANOVAS MARCOS						ESP							
	BST - NEW PROJECT						KAWASAKI	1	3:07.604	1:48.474	38.904	40.226	75.5	3:07.604
1	2:02.333	41.314	39.679	41.340	115.7	2:02.333	2	1:43.373	26.464	37.356	39.553	137.0	4:50.977	
2	1:48.751	28.507	39.383	40.861	130.2	3:51.084	3	1:43.518	26.417	37.362	39.739	136.8	6:34.495	
3	1:46.748	27.692	38.510	40.546	132.6	5:37.832	4	1:43.175	26.400	37.219	39.556	137.2	8:17.670	
4	1:47.104	27.830	38.675	40.599	132.2	7:24.936	5	1:48.748	29.722	38.257	40.769	130.2	10:06.418	
5	2:04.914	34.102	46.503	44.309	113.3	9:29.850	6	1:44.584	27.202	37.416	39.966	135.4	11:51.002	
6	3:16.807 B	33.112	45.630	1:58.065	71.9	12:46.657	7	10:23.990 B	27.304	37.877	9:18.809	22.7	22:14.991	
7	1:57.267	38.430	38.537	40.300	120.7	14:43.924	8	1:54.198	35.793	38.763	39.642	124.0	24:09.189	
8	1:46.489	27.679	38.286	40.524	133.0	16:30.413	9	1:45.094	26.995	37.701	40.398	134.7	25:54.283	
9	1:46.686	27.827	38.292	40.567	132.7	18:17.099	10	1:44.029	27.064	37.450	39.515	136.1	27:38.312	
10	7:36.260 B	33.833	43.738	6:18.689	31.0	25:53.358	11	1:43.256	26.165	37.018	40.073	137.1	29:21.568	
11	1:57.292	36.415	39.104	41.773	120.7	27:50.650	12	1:43.937	26.672	37.373	39.892	136.2	31:05.505	
12	1:45.982	27.531	37.997	40.454	133.6	29:36.632	13	1:42.925	26.329	37.063	39.533	137.6	32:48.430	
13	1:55.774	28.664	46.585	40.525	122.3	31:32.406								
14	1:47.508	27.634	39.294	40.580	131.7	33:19.914								
11	Ricardo SORIANO FORTEA						ESP							
	TEAM MORGAN - FMT						YAMAHA	1	3:34.380	2:13.521	40.453	40.406	66.0	3:34.380
1	2:49.548	1:24.131	43.179	42.238	83.5	2:49.548	2	1:45.926	27.392	38.365	40.169	133.7	5:20.306	
2	1:49.756	28.791	39.565	41.400	129.0	4:39.304	3	1:45.608	27.473	38.083	40.052	134.1	7:05.914	
3	1:49.346	28.237	39.737	41.372	129.5	6:28.650	4	1:45.107	27.160	38.058	39.889	134.7	8:51.021	
4	1:48.886	28.391	39.304	41.191	130.0	8:17.536	5	4:51.119 B	27.998	43.494	3:39.627	48.6	13:42.140	
5	1:50.043	29.233	39.468	41.342	128.7	10:07.579	6	2:00.741	35.869	41.959	42.913	117.3	15:42.881	
6	1:48.967	28.250	39.493	41.224	129.9	11:56.546	7	1:51.217	27.072	39.844	44.301	127.3	17:34.098	
7	4:29.316 B	28.217	40.435	3:20.664	52.6	16:25.862	8	4:17.653 B	27.491	39.692	3:10.470	55.0	21:51.750	
8	2:07.380	43.580	41.142	42.658	111.2	18:33.242	9	2:11.399	36.592	40.209	54.598	107.8	24:03.149	
9	2:46.260 B	35.890	49.979	1:20.391	85.2	21:19.501	10	1:52.721	28.452	44.212	40.057	125.6	25:55.870	
10	1:56.892	34.586	40.574	41.732	121.1	23:16.393	11	1:46.335	27.285	38.542	40.508	133.2	27:42.205	
11	1:49.973	28.355	39.898	41.720	128.7	25:06.366	12	1:45.168	27.071	38.175	39.922	134.6	29:27.373	
12	1:52.889	28.290	42.094	42.505	125.4	26:59.255	13	1:44.994	26.980	38.017	39.997	134.9	31:12.367	
13	1:49.054	28.082	39.481	41.491	129.8	28:48.309	14	1:45.119	26.835	38.215	40.069	134.7	32:57.486	
14	1:48.887	28.332	39.280	41.275	130.0	30:37.196								
15	1:47.991	27.824	38.950	41.217	131.1	32:25.187								
12	Rogelio LORENTE CALLE						ESP							
	TST RACING						HONDA	1	2:34.350	1:11.876	40.686	41.788	91.7	2:34.350
1	4:49.357 B	2:16.965	41.007	1:51.385	48.9	4:49.357	2	1:48.287	27.939	39.037	41.311	130.8	4:22.637	
2	1:59.700	39.110	39.827	40.763	118.3	6:49.057	3	1:47.525	27.904	38.799	40.822	131.7	6:10.162	
3	1:47.856	27.871	39.249	40.736	131.3	8:36.913	4	1:47.195	28.120	38.462	40.613	132.1	7:57.357	
							5	1:46.261	27.692	38.025	40.544	133.2	9:43.618	
							6	5:09.627 B	29.049	45.663	3:54.915	45.7	14:53.245	
							7	2:00.741	37.705	41.646	41.390	117.3	16:53.986	
							8	1:46.423	27.665	38.151	40.607	133.0	18:40.409	
							9	3:04.183 B	31.393	47.950	1:44.840	76.9	21:44.591	
14	Hector GARZO VICENT						ESP							
	TEAM WIMU YAMAHA						YAMAHA							
1	3:07.604	1:48.474	38.904	40.226	75.5	3:07.604								
2	1:43.373	26.464	37.356	39.553	137.0	4:50.977								
3	1:43.518	26.417	37.362	39.739	136.8	6:34.495								
4	1:43.175	26.400	37.219	39.556	137.2	8:17.670								
5	1:48.748	29.722	38.257	40.769	130.2	10:06.418								
6	1:44.584	27.202	37.416	39.966	135.4	11:51.002								
7	10:23.990 B	27.304	37.877	9:18.809	22.7	22:14.991								
8	1:54.198	35.793	38.763	39.642	124.0	24:09.189								
9	1:45.094	26.995	37.701	40.398	134.7	25:54.283								
10	1:44.029	27.064	37.450	39.515	136.1	27:38.312								
11	1:43.256	26.165	37.018	40.073	137.1	29:21.568								
12	1:43.937	26.672	37.373	39.892	136.2	31:05.505								
13	1:42.925	26.329	37.063	39.533	137.6	32:48.430								
16	Julio David PALAO MUÑOZ						ESP							
	TEAM JDRACER						KAWASAKI							
1	3:34.380	2:13.521	40.453	40.406	66.0	3:34.380								
2	1:45.926	27.392	38.365	40.169	133.7	5:20.306								
3	1:45.608	27.473	38.083	40.052	134.1	7:05.914								
4	1:45.107	27.160	38.058	39.889	134.7	8:51.021								
5	4:51.119 B	27.998	43.494	3:39.627	48.6	13:42.140								
6	2:00.741	35.869	41.959	42.913	117.3	15:42.881								
7	1:51.217	27.072	39.844	44.3										



Superstock/Open600

RFME Cto. España Velocidad Navarra 2017

Entre. Cronometrado 2

Vuelta a vuelta

■ Mejor Personal ■ Mejor de la sesión B Cruzando la línea de meta por el pit lane.

Vlt.	Tiempo	Sector 1	Sector 2	Sector 3	Km/h	T. Sesión
10	1:54.109	33.464	39.545	41.100	124.1	23:38.700
11	1:45.516	27.448	37.881	40.187	134.2	25:24.216
12	1:45.747	27.352	37.830	40.565	133.9	27:09.963
13	1:45.353	27.162	37.852	40.339	134.4	28:55.316
14	1:45.650	27.269	38.110	40.271	134.0	30:40.966
15	1:59.917	35.352	43.053	41.512	118.1	32:40.883

Vlt.	Tiempo	Sector 1	Sector 2	Sector 3	Km/h	T. Sesión
1	4:18.254	2:58.609	38.848	40.797	54.8	4:18.254
2	1:45.584	27.309	37.840	40.435	134.1	6:03.838
3	1:45.193	27.244	37.734	40.215	134.6	7:49.031
4	6:03.356B	29.868	39.117	4:54.371	39.0	13:52.387
5	1:59.555	39.243	39.231	41.081	118.4	15:51.942
6	1:45.285	27.363	37.775	40.147	134.5	17:37.227
7	4:27.217B	27.213	45.566	3:14.438	53.0	22:04.443
8	2:03.118	37.711	39.911	45.496	115.0	24:07.561
9	1:46.245	27.385	38.363	40.497	133.3	25:53.806
10	1:45.979	27.352	38.447	40.180	133.6	27:39.785
11	1:44.901	26.959	37.563	40.379	135.0	29:24.686
12	1:45.283	27.176	37.836	40.271	134.5	31:09.969
13	1:44.709	27.089	37.697	39.923	135.2	32:54.678

Vlt.	Tiempo	Sector 1	Sector 2	Sector 3	Km/h	T. Sesión
1	2:43.517	1:22.923	39.421	41.173	86.6	2:43.517
2	1:48.425	27.814	39.419	41.192	130.6	4:31.942
3	1:47.191	27.653	38.514	41.024	132.1	6:19.133
4	1:47.766	27.864	38.643	41.259	131.4	8:06.899
5	1:47.789	27.865	38.656	41.268	131.4	9:54.688
6	1:55.599	30.025	42.464	43.110	122.5	11:50.287
7	1:48.832	28.544	39.124	41.164	130.1	13:39.119
8	4:32.498B	27.854	38.772	3:25.872	52.0	18:11.617
9	3:19.457B	39.334	43.355	1:56.768	71.0	21:31.073
10	1:55.350	33.925	39.695	41.730	122.7	23:26.423
11	1:47.002	27.444	38.536	41.022	132.3	25:13.425
12	1:47.164	27.727	38.368	41.069	132.1	27:00.589
13	1:52.543	29.445	40.667	42.431	125.8	28:53.132
14	1:47.367	27.913	38.427	41.027	131.9	30:40.499
15	1:48.804	28.844	39.144	40.816	130.1	32:29.303
16	1:47.240	27.650	38.512	41.078	132.0	34:16.543

Vlt.	Tiempo	Sector 1	Sector 2	Sector 3	Km/h	T. Sesión
1	3:31.056	2:12.031	38.693	40.332	67.1	3:31.056
2	1:45.242	27.098	38.184	39.960	134.5	5:16.298
3	1:44.827	27.016	38.012	39.799	135.1	7:01.125
4	1:44.726	26.962	38.073	39.691	135.2	8:45.851
5	1:44.451	26.805	37.953	39.693	135.6	10:30.302
6	1:44.487	26.828	37.892	39.767	135.5	12:14.789
7	1:44.537	26.758	38.022	39.757	135.4	13:59.326
8	1:54.294	33.351	38.783	42.160	123.9	15:53.620
9	1:44.931	26.934	37.866	40.131	134.9	17:38.551
10	6:21.658B	26.801	41.358	5:13.499	37.1	24:00.208
11	2:11.052	45.146	45.670	40.236	108.0	26:11.260
12	1:43.915	26.737	37.717	39.461	136.3	27:55.175

13	1:43.738	26.625	37.579	39.534	136.5	29:38.913
14	1:54.495	30.173	42.943	41.379	123.7	31:33.408

Vlt.	Tiempo	Sector 1	Sector 2	Sector 3	Km/h	T. Sesión
1	2:49.057	1:23.717	43.058	42.282	83.8	2:49.057
2	1:49.693	28.644	39.694	41.355	129.1	4:38.750
3	1:50.182	28.242	40.858	41.082	128.5	6:28.932
4	1:48.586	28.453	39.303	40.830	130.4	8:17.518
5	1:47.851	28.215	39.063	40.573	131.3	10:05.369
6	1:47.804	28.751	38.726	40.327	131.3	11:53.173
7	1:46.416	27.545	38.494	40.377	133.1	13:39.589
8	1:47.120	27.733	38.785	40.602	132.2	15:26.709
9	1:46.943	28.016	38.424	40.503	132.4	17:13.652
10	4:44.557B	28.060	38.877	3:37.620	49.8	21:58.208
11	2:08.035	44.559	39.715	43.761	110.6	24:06.243
12	1:48.335	28.124	39.344	40.867	130.7	25:54.578
13	1:47.569	27.955	38.982	40.632	131.6	27:42.147
14	1:46.335	27.521	38.467	40.347	133.2	29:28.482
15	1:46.518	27.660	38.255	40.603	132.9	31:15.000

Vlt.	Tiempo	Sector 1	Sector 2	Sector 3	Km/h	T. Sesión
1	2:13.879	55.336	38.502	40.041	105.8	2:13.879
2	1:44.771	27.012	37.688	40.071	135.1	3:58.650
3	1:44.261	26.924	37.458	39.879	135.8	5:42.911
4	7:01.658B	28.009	40.377	5:53.272	33.6	12:44.569
5	1:58.574	40.193	38.301	40.080	119.4	14:43.143
6	1:43.897	26.800	37.366	39.731	136.3	16:27.040
7	1:43.856	26.780	37.434	39.642	136.3	18:10.896
8	3:35.267B	28.948	43.958	2:22.361	65.8	21:46.162
9	2:22.801	38.968	54.398	49.435	99.2	24:08.963
10	1:45.436	26.938	38.151	40.347	134.3	25:54.399
11	1:44.452	27.143	37.727	39.582	135.6	27:38.851

Vlt.	Tiempo	Sector 1	Sector 2	Sector 3	Km/h	T. Sesión
1	5:03.519	3:40.694	41.135	41.690	46.6	5:03.519
2	1:48.243	27.942	39.043	41.258	130.8	6:51.762
3	1:47.079	27.597	38.897	40.585	132.2	8:38.841
4	1:47.181	27.442	38.623	41.116	132.1	10:26.022
5	1:46.827	27.592	38.748	40.487	132.5	12:12.849
6	1:46.277	27.173	38.536	40.568	133.2	13:59.126
7	7:58.758B	35.750	43.724	6:39.284	29.6	21:57.883
8	2:02.204	36.824	43.388	41.992	115.9	24:00.087
9	1:46.835	27.385	38.909	40.541	132.5	25:46.922
10	1:46.869	27.322	38.915	40.632	132.5	27:33.791
11	1:46.696	27.252	38.909	40.535	132.7	29:20.487
12	2:06.433	40.018	44.771	41.644	112.0	31:26.920
13	1:46.385	27.370	38.545	40.470	133.1	33:13.305

Vlt.	Tiempo	Sector 1	Sector 2	Sector 3	Km/h	T. Sesión
1	3:37.654	2:16.351	40.620	40.683	65.1	3:37.654
2	1:46.261	27.473	38.702	40.086	133.2	5:23.915
3	1:45.821	27.231	38.361	40.229	133.8	7:09.736




Superstock/Open600

RFME Cto. España Velocidad Navarra 2017

Entre. Cronometrado 2

Vuelta a vuelta

Vlt.	Tiempo	Sector 1	Sector 2	Sector 3	Km/h	T. Sesión	Vlt.	Tiempo	Sector 1	Sector 2	Sector 3	Km/h	T. Sesión
67 Roman FISCHER SUI PINAMOTO RS KAWASAKI													
1	2:32.911	1:12.286	39.792	40.833	92.6	2:32.911							
2	1:46.037	27.493	38.454	40.090	133.5	4:18.948							
3	1:45.192	27.059	38.032	40.101	134.6	6:04.140							
4	6:30.852	29.658	44.528	5:16.666	36.2	12:34.992							
5	1:57.818	36.178	40.906	40.734	120.2	14:32.810							
6	1:45.414	27.172	38.086	40.156	134.3	16:18.224							
7	1:44.673	27.058	37.775	39.840	135.3	18:02.897							
8	4:24.309	30.597	46.158	3:07.554	53.6	22:27.205							
9	1:54.749	35.441	38.748	40.560	123.4	24:21.954							
10	1:44.918	27.057	37.749	40.112	135.0	26:06.872							
11	1:44.535	27.005	37.623	39.907	135.4	27:51.407							
12	1:53.532	27.110	44.705	41.717	124.7	29:44.939							
13	1:44.775	27.122	37.751	39.902	135.1	31:29.714							
69 Javier ORELLANA MALLOY ESP TACK KAWASAKI KAWASAKI													
1	1:56.129	37.858	38.271	40.000	121.9	1:56.129							
2	1:43.582	26.540	37.584	39.458	136.7	3:39.711							
3	1:43.385	26.288	37.535	39.562	137.0	5:23.096							
4	1:42.766	26.279	37.000	39.487	137.8	7:05.862							
5	1:42.971	26.413	37.185	39.373	137.5	8:48.833							
6	4:52.655	30.348	45.736	3:36.571	48.4	13:41.488							
7	2:00.482	36.036	41.954	42.492	117.5	15:41.970							
8	1:52.014	26.316	40.877	44.821	126.4	17:33.984							
9	3:56.259	26.414	36.783	2:53.062	59.9	21:30.242							
10	1:54.905	33.489	40.135	41.281	123.2	23:25.147							
11	1:42.286	26.049	36.890	39.347	138.4	25:07.433							
12	3:31.201	28.273	40.585	2:22.343	67.0	28:38.634							
13	1:50.593	32.087	37.803	40.703	128.0	30:29.227							
14	1:42.820	26.409	37.090	39.321	137.7	32:12.047							
15	1:42.650	26.335	37.011	39.304	137.9	33:54.697							
70 Marc ALCOBA ESPI ESP TEAM TORRENTÓ YAMAHA													
1	3:22.492	2:03.256	38.851	40.385	69.9	3:22.492							
2	1:44.111	26.841	37.475	39.795	136.0	5:06.603							
3	1:44.010	26.682	37.460	39.868	136.1	6:50.613							
4	1:44.554	27.118	37.571	39.865	135.4	8:35.167							
5	5:16.759	27.670	37.939	4:11.150	44.7	13:51.926							
6	1:49.190	32.019	37.500	39.671	129.7	15:41.116							
7	8:32.010	26.584	1:25.521	6:39.905	27.7	24:13.125							
8	1:52.980	34.296	38.455	40.229	125.3	26:06.105							
9	1:44.337	26.924	37.509	39.904	135.7	27:50.442							
10	1:44.163	26.880	37.531	39.752	135.9	29:34.605							
73 Andoitz BONILLA PORRAS ESP MDR COSSACKS FLYGROUP YAMAHA													
1	10:12.427	2:13.188	1:05.970	6:53.269	23.1	10:12.427							
2	2:09.832	41.316	44.668	43.848	109.1	12:22.259							
3	1:52.641	29.781	40.433	42.427	125.7	14:14.900							
4	1:50.106	28.752	39.349	42.005	128.6	16:05.006							
5	1:48.096	27.819	39.045	41.232	131.0	17:53.102							
6	3:40.728	31.197	48.628	2:20.903	64.1	21:33.829							
7	1:53.636	33.663	38.921	41.052	124.6	23:27.465							
8	1:46.164	27.228	38.341	40.595	133.4	25:13.629							
9	1:56.422	29.494	46.000	40.928	121.6	27:10.051							
10	1:46.094	27.401	38.319	40.374	133.5	28:56.145							
11	1:46.870	27.400	38.705	40.765	132.5	30:43.015							
76 Diego PEREZ ZUASTI ESP EMS COMPETICIÓN KAWASAKI													
1	2:41.562	1:22.719	38.674	40.169	87.6	2:41.562							
2	1:44.648	27.129	37.688	39.831	135.3	4:26.210							
3	1:44.206	26.860	37.713	39.633	135.9	6:10.416							
4	1:45.210	27.460	37.810	39.940	134.6	7:55.626							
5	1:44.376	26.980	37.636	39.760	135.7	9:40.002							
6	6:48.990	30.224	47.662	5:31.104	34.6	16:28.992							
7	1:56.866	38.847	38.068	39.951	121.2	18:25.858							
8	2:43.917	31.622	41.536	1:30.759	86.4	21:09.774							
9	1:51.032	32.658	38.055	40.319	127.5	23:00.806							
10	1:43.815	26.735	37.361	39.719	136.4	24:44.621							
11	1:44.040	26.795	37.490	39.755	136.1	26:28.661							
12	1:43.833	26.824	37.365	39.644	136.4	28:12.494							
13	1:44.067	26.870	37.560	39.637	136.1	29:56.561							
14	1:56.430	29.338	40.825	46.267	121.6	31:52.991							
15	1:43.977	26.809	37.478	39.690	136.2	33:36.968							
77 Miquel PONS PAYERAS ESP H43 TEAM KAWASAKI													
1	2:06.352	47.490	38.491	40.371	112.1	2:06.352							
2	1:44.438	26.956	37.550	39.932	135.6	3:50.790							
3	1:43.572	26.671	37.408	39.493	136.7	5:34.362							
4	1:44.327	26.744	37.809	39.774	135.7	7:18.689							
5	1:43.766	26.888	37.354	39.524	136.4	9:02.455							
6	3:49.529	26.829	39.116	2:43.584	61.7	12:51.984							
7	1:50.339	32.614	37.973	39.752	128.3	14:42.323							
8	6:42.725	26.845	37.844	5:38.036	35.2	21:25.047							
9	1:49.388	31.524	37.979	39.885	129.4	23:14.435							
10	1:43.237	26.644	37.116	39.477	137.1	24:57.672							
11	1:43.362	26.524	37.261	39.577	137.0	26:41.034							
12	1:43.512	26.612	37.182	39.718	136.8	28:24.546							
13	1:43.618	26.634	37.381	39.603	136.6	30:08.164							
14	1:43.706	26.715	37.389	39.602	136.5	31:51.870							
79 Aitor GARCIA CARRERO ESP DOSANMOTOR PRO RACING YAMAHA													
1	3:00.369	1:36.413	42.203	41.753	78.5	3:00.369							
2	1:56.650	27.578	47.490	41.582	121.4	4:57.019							
3	1:46.476	27.416	38.611	40.449	133.0	6:43.495							
4	1:45.919	27.437	38.170	40.312	133.7	8:29.414							



Superstock/Open600

RFME Cto. España Velocidad Navarra 2017

Entre. Cronometrado 2

Vuelta a vuelta

Vlt.	Tiempo	Sector 1	Sector 2	Sector 3	Km/h	T. Sesión	Vlt.	Tiempo	Sector 1	Sector 2	Sector 3	Km/h	T. Sesión
5	1:45.854	27.281	38.306	40.267	133.8	10:15.268	9	6:27.008B	28.090	38.997	5:19.921	36.6	21:47.491
6	3:35.819B	27.171	40.364	2:28.284	65.6	13:51.087	10	2:31.724	1:10.504	40.667	40.553	93.3	24:19.215
7	2:01.503	39.679	40.418	41.406	116.5	15:52.590	11	1:43.121	26.589	37.156	39.376	137.3	26:02.336
8	1:45.921	27.296	38.184	40.441	133.7	17:38.511	12	1:43.204	26.520	37.284	39.400	137.2	27:45.540
9	4:51.136B	28.102	42.257	3:40.777	48.6	22:29.646	13	1:43.799	26.401	37.314	40.084	136.4	29:29.339
10	1:59.273	37.301	40.753	41.219	118.7	24:28.919	14	1:57.039	35.199	40.421	41.419	121.0	31:26.378
11	1:46.186	27.544	38.302	40.340	133.3	26:15.105	15	1:43.462	26.761	37.230	39.471	136.9	33:09.840
12	1:46.961	27.200	38.866	40.895	132.4	28:02.066							
13	1:45.547	27.192	38.024	40.331	134.1	29:47.613							
14	1:53.805	33.722	39.194	40.889	124.4	31:41.418							
15	1:45.785	27.397	37.910	40.478	133.8	33:27.203							

82 Elena ROSELL ARAGON							ESP
ETG RACING-MOTODES							KAWASAKI
1	3:01.803	1:37.536	42.753	41.514	77.9	3:01.803	
2	1:45.367	27.293	37.847	40.227	134.4	4:47.170	
3	1:50.330	29.797	40.499	40.034	128.3	6:37.500	
4	1:45.402	27.089	38.251	40.062	134.3	8:22.902	
5	6:09.200B	29.440	40.623	4:59.137	38.3	14:32.102	
6	2:04.392	41.742	41.273	41.377	113.8	16:36.494	
7	1:44.377	27.035	37.513	39.829	135.7	18:20.871	
8	3:52.490B	30.487	44.226	2:37.777	60.9	22:13.360	
9	1:56.492	37.551	38.992	39.949	121.5	24:09.852	
10	1:44.879	26.882	37.777	40.220	135.0	25:54.731	
11	1:45.629	27.854	37.939	39.836	134.0	27:40.360	
12	1:50.645	26.799	43.645	40.201	128.0	29:31.005	
13	1:44.914	26.980	37.864	40.070	135.0	31:15.919	


85 Pedro Nuno ROMERO							POR
TEAM WIMU YAMAHA							YAMAHA
1	2:44.409	1:23.726	39.375	41.308	86.1	2:44.409	
2	1:46.796	27.176	38.945	40.675	132.6	4:31.205	
3	1:45.561	27.001	38.182	40.378	134.1	6:16.766	
4	1:45.578	27.036	38.178	40.364	134.1	8:02.344	
5	1:45.333	27.229	37.942	40.162	134.4	9:47.677	
6	6:02.556B	27.896	40.848	4:53.812	39.1	15:50.233	
7	1:54.743	34.737	38.971	41.035	123.4	17:44.976	
8	3:57.199B	27.125	44.054	2:46.020	59.7	21:42.174	
9	1:55.610	34.359	40.033	41.218	122.5	23:37.784	
10	1:45.308	27.050	37.943	40.315	134.5	25:23.092	
11	1:44.799	27.029	37.770	40.000	135.1	27:07.891	
12	1:45.208	27.046	37.974	40.188	134.6	28:53.099	
13	1:45.287	27.059	37.954	40.274	134.5	30:38.386	
14	1:53.765	33.104	39.985	40.676	124.5	32:32.151	
15	1:45.465	27.156	38.023	40.286	134.3	34:17.616	

89 Christian PALOMARES VILAR							ESP
AUTOS ARROYO PASTRANA RACING TEAM							YAMAHA
1	3:09.040	1:49.547	39.621	39.872	74.9	3:09.040	
2	1:43.556	26.447	37.495	39.614	136.7	4:52.596	
3	1:43.778	26.333	37.950	39.495	136.4	6:36.374	
4	1:43.245	26.443	37.331	39.471	137.1	8:19.619	
5	1:45.907	26.923	38.722	40.262	133.7	10:05.526	
6	1:46.497	28.740	38.023	39.734	133.0	11:52.023	
7	1:44.841	26.927	37.877	40.037	135.1	13:36.864	
8	1:43.620	26.548	37.492	39.580	136.6	15:20.484	

Mejor Personal Mejor de la sesión B Cruzando la línea de meta por el pit lane.

91 Aleix AULESTIA DALMASES							ESP
BASOLÍ COMPETICIÓN-OSBORNE & CLARKE							KAWASAKI
1	2:26.753	1:07.361	39.150	40.242	96.5	2:26.753	
2	1:44.836	27.254	37.721	39.861	135.1	4:11.589	
3	1:44.515	26.933	37.795	39.787	135.5	5:56.104	
4	1:44.953	27.187	37.737	40.029	134.9	7:41.057	
5	3:45.775B	27.697	39.017	2:39.061	62.7	11:26.832	
6	1:56.713	37.703	38.950	40.060	121.3	13:23.545	
7	1:44.186	27.009	37.682	39.495	135.9	15:07.731	
8	1:43.674	26.822	37.334	39.518	136.6	16:51.405	

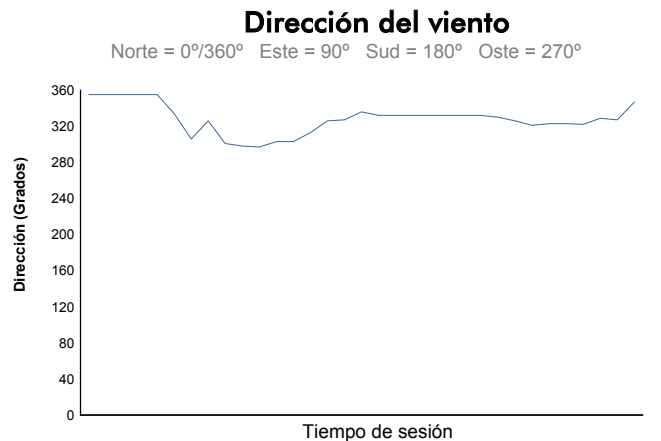
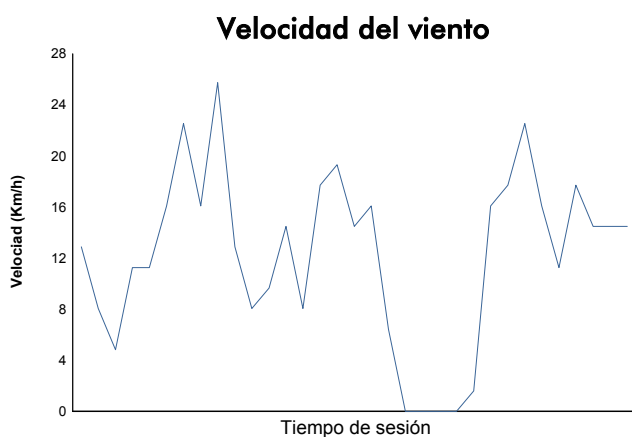
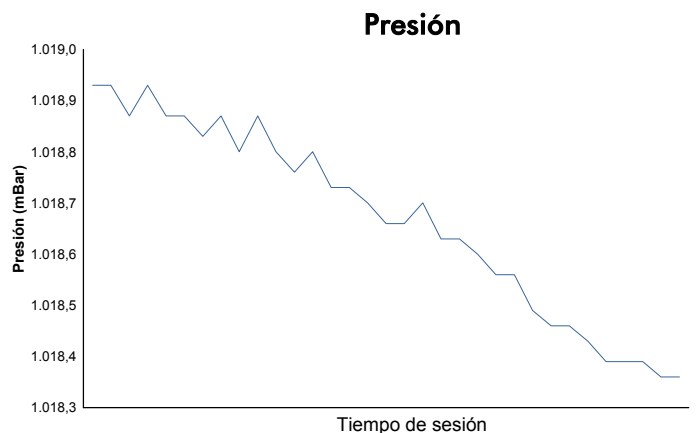
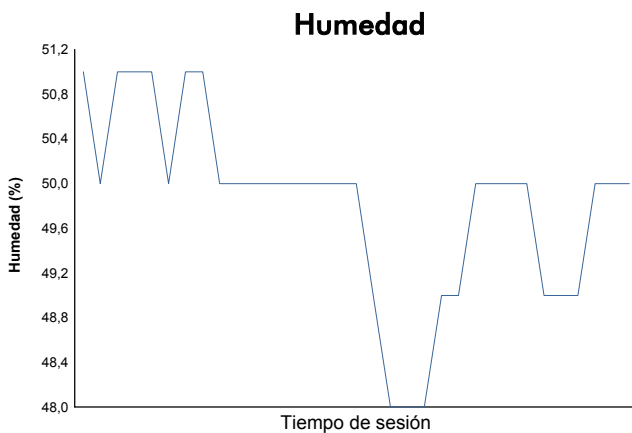
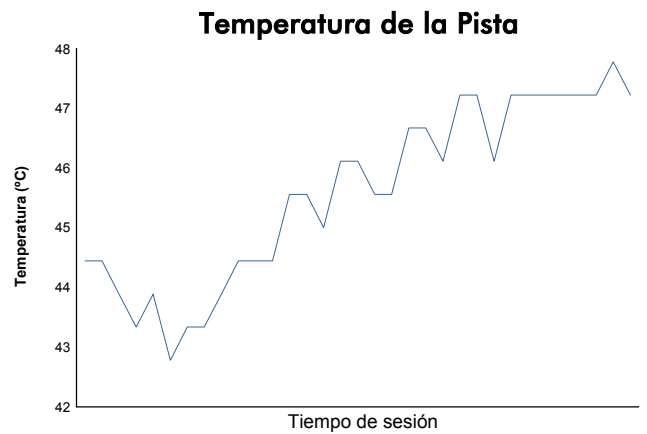
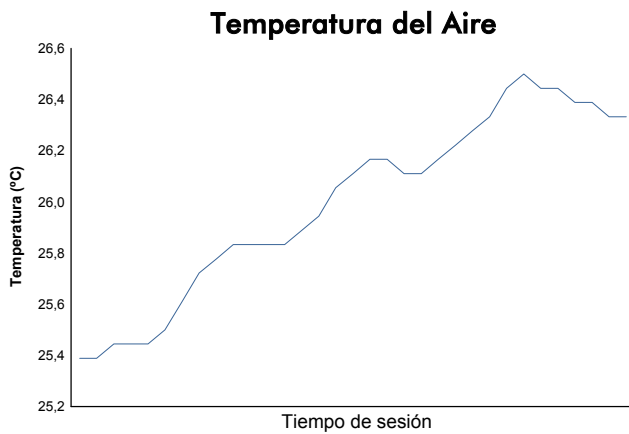
95 Miguel GARCIA GUTIERREZ							ESP
MDR COSSACKS-FLYGROUP							YAMAHA
1	4:28.260	3:05.727	41.918	40.615	52.8	4:28.260	
2	1:45.915	27.447	38.190	40.278	133.7	6:14.175	
3	1:45.454	27.322	37.888	40.244	134.3	7:59.629	
4	1:51.925	27.199	43.731	40.995	126.5	9:51.554	
5	1:45.581	27.435	37.791	40.355	134.1	11:37.135	
6	6:49.894B	30.339	42.956	5:36.599	34.5	18:27.029	
7	3:02.588B	41.317	46.932	1:34.339	77.5	21:29.616	
8	1:55.516	34.369	40.134	41.013	122.6	23:25.132	
9	1:45.313	27.187	37.978	40.148	134.4	25:10.445	
10	2:03.838B	27.165	40.874	55.799	114.3	27:14.283	
11	1:54.346	33.476	39.233	41.637	123.8	29:08.629	
12	1:44.815	27.337	37.536	39.942	135.1	30:53.444	
13	1:45.035	27.110	37.716	40.209	134.8	32:38.479	



RFME Cto. España Velocidad Navarra 2017

Superstock/Open600
Entre. Cronometrado 2

Informe meteorológico



Estado de la pista:

SECO