

CIRCUITO DE NAVARRA 3.933 m.

Superstock/Open600

CEV RFME Navarra 2017

Entre. Cronometrado 1

Clasificación Provisional

Nº	Piloto	Nac	Equipo	Moto	Neumaticos	Tiempo	Vlt.	Total	Dif.	Km/h
1	14 Hector GARZO VICENT	ESP	TEAM WIMU YAMAHA	YAMAHA	MICHELIN Sub	1:41.733	13	15	-	139.2
2	69 Javier ORELLANA MALLOY	ESP	TACK KAWASAKI	KAWASAKI	PIRELLI Sub	1:41.748	13	14	+0.015	139.2
3	89 Christian PALOMARES VILAR	ESP	AUTOS ARROYO PASTRANA RACING TEAM	YAMAHA	MICHELIN Sub	1:43.004	5	11	+1.271	137.5
4	70 Marc ALCOBA ESPI	ESP	TEAM TORRENTÓ	YAMAHA	MICHELIN Sub	1:43.131	8	14	+1.398	137.3
5	77 Miquel PONS PAYERAS	ESP	H43 TEAM	KAWASAKI	Sub	1:43.155	9	14	+1.422	137.3
6	76 Diego PEREZ ZUASTI	ESP	EMS COMPETICIÓN	KAWASAKI	DUNLOP Sub	1:43.335	14	14	+1.602	137.0
7	82 Elena ROSELL ARAGON	ESP	ETG RACING-MOTODES	KAWASAKI	MICHELIN	1:43.699	9	11	+1.966	136.5
8	4 Juan Antonio BELLVER GARCIA	ESP	TEAM TORRENTÓ	YAMAHA	MICHELIN Sub	1:43.827	9	9	+2.094	136.4
9	91 Aleix AULESTIA DALMASES	ESP	BASOLÍ COMPETICIÓN-OSBORNE & CLARKE	KAWASAKI	PIRELLI	1:43.991	7	13	+2.258	136.2
10	79 Aitor GARCIA CARRERO	ESP	DOSANMOTOR PRO RACING	YAMAHA	MICHELIN	1:44.314	11	15	+2.581	135.7
11	39 Borja QUERO MARTINEZ	ESP	SAG-M.A.MOTOSPORT KAWASAKI	KAWASAKI	DUNLOP Sub	1:44.441	9	14	+2.708	135.6
12	85 Pedro Nuno ROMERO	POR	TEAM WIMU YAMAHA	YAMAHA	MICHELIN Sub	1:44.580	13	14	+2.847	135.4
13	65 Carlos GARCIA BENITO	ESP	EMS COMPETICION	YAMAHA	DUNLOP	1:44.652	11	14	+2.919	135.3
14	26 Daniel SAEZ GUTIERREZ	ESP	MOTOS CLASICAS JSAEZ TEAM	YAMAHA	DUNLOP Sub	1:44.663	14	15	+2.930	135.3
15	16 Julio David PALAO MUÑOZ	ESP	TEAM JDRACER	KAWASAKI	DUNLOP	1:44.711	8	13	+2.978	135.2
16	67 Roman FISCHER	SUI	PINAMOTO RS	KAWASAKI	DUNLOP	1:44.785	13	13	+3.052	135.1
17	95 Miguel GARCIA GUTIERREZ	ESP	MDRCOSSACKS-FLYGROUP	YAMAHA	PIRELLI	1:44.787	4	10	+3.054	135.1
18	23 Loic ARBEL	FRA	SAG-M.A.MOTOSPORT KAWASAKI	KAWASAKI	DUNLOP Sub	1:44.878	10	12	+3.145	135.0
19	73 Andoitz BONILLA PORRAS	ESP	MDR COSSACKS FLYGROUP	YAMAHA	MICHELIN	1:45.252	12	14	+3.519	134.5
20	8 Alejandro CANOVAS MARCOS	ESP	BST - NEW PROJECT	KAWASAKI	DUNLOP Sub	1:45.280	8	13	+3.547	134.5
21	48 Joan DIAZ CORBELLA	ESP	D. C.R. RACING TEAM	YAMAHA	DUNLOP Sub	1:45.376	13	14	+3.643	134.4
22	29 Luis Manuel POMARES MARTINEZ	ESP	PINAMOTO RS	KAWASAKI	DUNLOP	1:45.386	12	14	+3.653	134.4
23	7 Diego CARBO ESCRIBA DE ROMANI	ESP	STRATOS	YAMAHA	DUNLOP sub	1:45.484	8	11	+3.751	134.2
24	12 Rogelio LORENTE CALLE	ESP	TST RACING	HONDA	DUNLOP Sub	1:45.907	12	14	+4.174	133.7
25	19 Paul DUFOUR	FRA	JEG RACING	YAMAHA	DUNLOP Sub	1:45.947	10	14	+4.214	133.6
26	24 Said DAHAN ACEITUNO	MAR	AMRCOMPETICION	KAWASAKI	PIRELLI Sub	1:47.101	13	15	+5.368	132.2
27	11 Ricardo SORIANO FORTEA	ESP	TEAM MORGAN - FMT	YAMAHA	MICHELIN	1:48.104	4	15	+6.371	131.0

Tiempo Máximo: 1:56.992

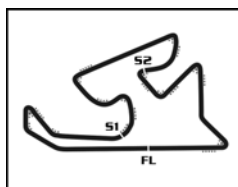
57	Sergio D. PASTRANA RECAMALES	ESP	AUTOS ARROYO PASTRANA RACING TEAM	YAMAHA	MICHELIN
75	Ivo LOPES	POR	ENI/MOTOR7/PEQUENO MOTOS	YAMAHA	DUNLOP Sub

Vuelta Rápida	Vlt. 13	Hector GARZO VICENT	1:41.733	139.2 Kph
---------------	---------	---------------------	----------	-----------

Hora de publicación:

Estado de la pista: **SECO**

Director de carrera:	Cronometrador:
----------------------	----------------



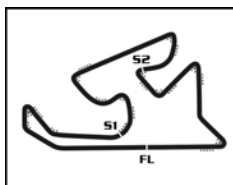
Superstock/Open600

CEV RFME Navarra 2017

Entre. Cronometrado 1

CIRCUITO DE NAVARRA 3.933 m. Mejores tiempos de sector

SECTOR 1			SECTOR 2			SECTOR 3			Pos	Piloto	Vuelta Ideal	Mejor Vuelta
Pos	Piloto	Tiempo	Piloto	Tiempo	Piloto	Tiempo	Pos	Piloto				
1	14 H.GARZO VICENT	25.902	69 J.ORELLANA MALLOY	36.636	69 J.ORELLANA MALLOY	38.860	1	14 H.GARZO VICENT	1:41.627	1:41.733	(1)	
2	69 J.ORELLANA MALLOY	26.139	14 H.GARZO VICENT	36.748	14 H.GARZO VICENT	38.977	2	69 J.ORELLANA MALLOY	1:41.635	1:41.748	(2)	
3	89 C.PALOMARES VILAR	26.294	77 M.PONS PAYERAS	37.136	89 C.PALOMARES VILAR	39.288	3	89 C.PALOMARES VILAR	1:42.777	1:43.004	(3)	
4	70 M.ALCOBA ESPI	26.462	70 M.ALCOBA ESPI	37.186	77 M.PONS PAYERAS	39.359	4	70 M.ALCOBA ESPI	1:43.024	1:43.131	(4)	
5	77 M.PONS PAYERAS	26.553	89 C.PALOMARES VILAR	37.195	70 M.ALCOBA ESPI	39.376	5	77 M.PONS PAYERAS	1:43.048	1:43.155	(5)	
6	82 E.ROSELL ARAGON	26.583	76 D.PEREZ ZUASTI	37.223	76 D.PEREZ ZUASTI	39.403	6	76 D.PEREZ ZUASTI	1:43.239	1:43.335	(6)	
7	76 D.PEREZ ZUASTI	26.613	4 J.BELLVER GARCIA	37.388	4 J.BELLVER GARCIA	39.574	7	82 E.ROSELL ARAGON	1:43.643	1:43.699	(7)	
8	26 D.SAEZ GUTIERREZ	26.644	82 E.ROSELL ARAGON	37.447	91 A.AULESTIA DALMASES	39.578	8	4 J.BELLVER GARCIA	1:43.789	1:43.827	(8)	
9	91 A.AULESTIA DALMASES	26.710	79 A.GARCIA CARRERO	37.458	82 E.ROSELL ARAGON	39.613	9	91 A.AULESTIA DALMASES	1:43.812	1:43.991	(9)	
10	4 J.BELLVER GARCIA	26.827	39 B.QUERO MARTINEZ	37.521	16 J.PALAO MUÑOZ	39.696	10	79 A.GARCIA CARRERO	1:44.157	1:44.314	(10)	
11	16 J.PALAO MUÑOZ	26.900	91 A.AULESTIA DALMASES	37.524	79 A.GARCIA CARRERO	39.712	11	26 D.SAEZ GUTIERREZ	1:44.301	1:44.663	(14)	
12	85 P.ROMERO	26.934	95 M.GARCIA GUTIERREZ	37.583	26 D.SAEZ GUTIERREZ	39.792	12	39 B.QUERO MARTINEZ	1:44.343	1:44.441	(11)	
13	39 B.QUERO MARTINEZ	26.942	85 P.ROMERO	37.620	65 C.GARCIA BENITO	39.795	13	85 P.ROMERO	1:44.465	1:44.580	(12)	
14	7 D.CARBO ESCRIVA DE ROMA	26.951	65 C.GARCIA BENITO	37.694	67 R.FISCHER	39.874	14	16 J.PALAO MUÑOZ	1:44.527	1:44.711	(15)	
15	79 A.GARCIA CARRERO	26.987	23 L.ARBEL	37.769	39 B.QUERO MARTINEZ	39.880	15	65 C.GARCIA BENITO	1:44.623	1:44.652	(13)	
16	48 J.DIAZ CORBELLA	27.013	67 R.FISCHER	37.796	85 P.ROMERO	39.911	16	67 R.FISCHER	1:44.785	1:44.785	(16)	
17	23 L.ARBEL	27.076	73 A.BONILLA PORRAS	37.833	23 L.ARBEL	39.941	17	23 L.ARBEL	1:44.786	1:44.878	(18)	
18	73 A.BONILLA PORRAS	27.105	19 P.DUFOUR	37.840	8 A.CANOVAS MARCOS	39.970	18	95 M.GARCIA GUTIERREZ	1:44.787	1:44.787	(17)	
19	67 R.FISCHER	27.115	26 D.SAEZ GUTIERREZ	37.865	95 M.GARCIA GUTIERREZ	40.022	19	8 A.CANOVAS MARCOS	1:45.236	1:45.280	(20)	
20	65 C.GARCIA BENITO	27.134	8 A.CANOVAS MARCOS	37.882	29 L.POMARES MARTINEZ	40.071	20	73 A.BONILLA PORRAS	1:45.252	1:45.252	(19)	
21	95 M.GARCIA GUTIERREZ	27.182	16 J.PALAO MUÑOZ	37.931	7 D.CARBO ESCRIVA DE ROMA	40.183	21	7 D.CARBO ESCRIVA DE ROMA	1:45.366	1:45.484	(23)	
22	29 L.POMARES MARTINEZ	27.277	29 L.POMARES MARTINEZ	38.038	12 R.LORENTE CALLE	40.224	22	48 J.DIAZ CORBELLA	1:45.376	1:45.376	(21)	
23	19 P.DUFOUR	27.327	48 J.DIAZ CORBELLA	38.065	48 J.DIAZ CORBELLA	40.298	23	29 L.POMARES MARTINEZ	1:45.386	1:45.386	(22)	
24	8 A.CANOVAS MARCOS	27.384	12 R.LORENTE CALLE	38.152	73 A.BONILLA PORRAS	40.314	24	19 P.DUFOUR	1:45.532	1:45.947	(25)	
25	12 R.LORENTE CALLE	27.432	7 D.CARBO ESCRIVA DE ROMA	38.232	19 P.DUFOUR	40.365	25	12 R.LORENTE CALLE	1:45.808	1:45.907	(24)	
26	24 S.DAHAN ACEITUNO	27.647	24 S.DAHAN ACEITUNO	38.391	24 S.DAHAN ACEITUNO	40.830	26	24 S.DAHAN ACEITUNO	1:46.868	1:47.101	(26)	
27	11 R.SORIANO FORTEA	27.895	11 R.SORIANO FORTEA	38.817	11 R.SORIANO FORTEA	41.016	27	11 R.SORIANO FORTEA	1:47.728	1:48.104	(27)	



CIRCUITO DE NAVARRA 3.933 m.

Superstock/Open600

CEV RFME Navarra 2017

Después de Entre. Cronometrado 1

Velocidad máxima del evento

Piloto	Equipo	Moto		V. Max	Vlt.	Sesión
69 Javier ORELLANA MALLOY	TACK KAWASAKI	KAWASAKI	Sub	250.0	6	Entre. Cronometrado 1
14 Hector GÁRZO VICENT	TEAM WIMU YAMAHA	YAMAHA	Sub	248.3	6	Entre. Cronometrado 1
16 Julio David PALAO MUÑOZ	TEAM JDRACER	KAWASAKI		247.7	5	Entre. Cronometrado 1
26 Daniel SAEZ GUTIERREZ	MOTOS CLASICAS JSAEZ TEAM	YAMAHA	Sub	247.1	2	Entre. Cronometrado 1
76 Diego PÉREZ ZUASTI	EMS COMPETICIÓN	KAWASAKI	Sub	247.1	2	Entre. Cronometrado 1
19 Paul DUFOUR	JEG RACING	YAMAHA	Sub	246.0	6	Entre. Cronometrado 1
85 Pedro Nuno ROMERO	TEAM WIMU YAMAHA	YAMAHA	Sub	246.0	14	Entre. Cronometrado 1
4 Juan Antonio BELLVER GARCIA	TEAM TORRENTÓ	YAMAHA	Sub	244.9	9	Entre. Cronometrado 1
65 Carlos GARCIA BENITO	EMS COMPETICION	YAMAHA		244.9	10	Entre. Cronometrado 1
70 Marc ALCOBA ESPI	TEAM TORRENTÓ	YAMAHA	Sub	244.9	10	Entre. Cronometrado 1
89 Christian PALOMARES VILAR	AUTOS ARROYO PASTRANA RACING TEAM	YAMAHA	Sub	244.3	5	Entre. Cronometrado 1
7 Diego CARBO ESCRIBA DE ROMANI	STRATOS	YAMAHA	sub	243.2	5	Entre. Cronometrado 1
82 Elena ROSELL ARAGON	ETG RACING-MOTODES	KAWASAKI		243.2	10	Entre. Cronometrado 1
79 Aitor GARCIA CARRERO	DOSANMOTOR PRO RACING	YAMAHA		242.7	4	Entre. Cronometrado 1
29 Luis Manuel POMARES MARTINEZ	PINAMOTO RS	KAWASAKI		242.2	12	Entre. Cronometrado 1
48 Joan DÍAZ CORBELLA	D.C.R. RACING TEAM	YAMAHA	Sub	242.2	12	Entre. Cronometrado 1
77 Miquel PONS PAYERAS	H43 TEAM	KAWASAKI	Sub	242.2	12	Entre. Cronometrado 1
95 Miguel GARCIA GUTIERREZ	MDR COSSACKS-FLYGROUP	YAMAHA		242.2	9	Entre. Cronometrado 1
91 Aleix AULESTIA DALMASES	BASOLI COMPETICIÓN-OSBORNE & CLARKE	KAWASAKI		241.1	8	Entre. Cronometrado 1
23 Loïc ARBEL	SAG-M.A.MOTOSPORT KAWASAKI	KAWASAKI	Sub	240.0	10	Entre. Cronometrado 1
24 Said DAHAN ACEITUNO	AMRCOMPETICION	KAWASAKI	Sub	240.0	3	Entre. Cronometrado 1
73 Andoitz BONILLA PORRAS	MDR COSSACKS FLYGROUP	YAMAHA		239.5	2	Entre. Cronometrado 1
8 Alejandro CANOVAS MARCOS	BST - NEW PROJECT	KAWASAKI	Sub	239.5	13	Entre. Cronometrado 1
67 Roman FISCHER	PINAMOTO RS	KAWASAKI		238.4	6	Entre. Cronometrado 1
11 Ricardo SORIANO FORTEA	TEAM MORGAN - FMT	YAMAHA		237.9	4	Entre. Cronometrado 1
12 Rogelio LORENTE CALLE	TST RACING	HONDA	Sub	237.4	12	Entre. Cronometrado 1
39 Borja QUERO MARTINEZ	SAG-M.A.MOTOSPORT KAWASAKI	KAWASAKI	Sub	230.8	5	Entre. Cronometrado 1



CIRCUITO DE NAVARRA 3.933 m.


Superstock/Open600

CEV RFME Navarra 2017

Entre. Cronometrado 1

Secuencia de vueltas rápidas

Tiempo de sesión	Piloto	Equipo	Moto	Neumaticos	Tiempo	km/h	Vlt.
3:35.946	77 Miquel PONS PAYERAS	H43 TEAM	KAWASAKI	Sub	1:43.372	137.0	2
3:36.272	69 Javier ORELLANA MALLOY	TACK KAWASAKI	KAWASAKI	PIRELLI Sub	1:42.736	137.8	2
10:31.004	69 Javier ORELLANA MALLOY	TACK KAWASAKI	KAWASAKI	PIRELLI Sub	1:42.573	138.0	6
13:16.027	14 Hector GARZO VICENT	TEAM WIMU YAMAHA	YAMAHA	MICHELIN Sub	1:42.454	138.2	7
19:44.314	69 Javier ORELLANA MALLOY	TACK KAWASAKI	KAWASAKI	PIRELLI Sub	1:42.410	138.3	9
21:26.567	69 Javier ORELLANA MALLOY	TACK KAWASAKI	KAWASAKI	PIRELLI Sub	1:42.253	138.5	10
26:09.970	14 Hector GARZO VICENT	TEAM WIMU YAMAHA	YAMAHA	MICHELIN Sub	1:41.887	139.0	12
27:51.703	14 Hector GARZO VICENT	TEAM WIMU YAMAHA	YAMAHA	MICHELIN Sub	1:41.733	139.2	13




Superstock/Open600

CEV RFME Navarra 2017

Entre. Cronometrado 1

Vuelta a vuelta

Vlt.	Tiempo	Sector 1	Sector 2	Sector 3	Km/h	T. Sesión	Vlt.	Tiempo	Sector 1	Sector 2	Sector 3	Km/h	T. Sesión		
4	Juan Antonio BELLVER GARCIA						ESP	12	1:49.453	28.009	38.891	42.553	129.4	24:32.220	
	TEAM TORRENTÓ						YAMAHA	13	2:00.358	28.257	49.687	42.414	117.6	26:32.578	
1	2:07.148	45.467	40.719	40.962	111.4	2:07.148	14	1:48.367	28.297	38.817	41.253	130.7	28:20.945		
2	1:45.922	27.271	38.390	40.261	133.7	3:53.070	15	1:48.118	27.895	39.110	41.113	131.0	30:09.063		
3	1:45.264	27.197	37.994	40.073	134.5	5:38.334									
4	1:44.671	26.963	37.807	39.901	135.3	7:23.005									
5	4:52.023 B	27.163	38.849	3:46.011	48.5	12:15.028									
6	2:00.962	38.709	39.979	42.274	117.1	14:15.990									
7	1:45.221	27.241	37.876	40.104	134.6	16:01.211									
8	1:44.044	26.890	37.580	39.574	136.1	17:45.255									
9	1:43.827	26.827	37.388	39.612	136.4	19:29.082									
7	Diego CARBO ESCRIVA DE ROMANI						ESP	12	Rogelio LORENTE CALLE						ESP
	STRATOS						YAMAHA		TST RACING						HONDA
1	2:31.450	1:01.971	47.749	41.730	93.5	2:31.450	1	2:20.194	57.166	41.263	41.765	101.0	2:20.194		
2	1:46.589	27.370	38.656	40.563	132.8	4:18.039	2	1:46.699	27.673	38.484	40.542	132.7	4:06.893		
3	1:46.230	27.206	38.539	40.485	133.3	6:04.269	3	1:46.468	27.684	38.364	40.420	133.0	5:53.361		
4	1:45.642	27.038	38.232	40.372	134.0	7:49.911	4	4:56.009 B	27.743	39.572	3:48.694	47.8	10:49.370		
5	7:23.058 B	27.981	43.505	6:11.572	32.0	15:12.969	5	1:54.266	34.871	38.447	40.948	123.9	12:43.636		
6	2:11.814	38.979	51.851	40.984	107.4	17:24.783	6	1:47.302	28.222	38.392	40.688	132.0	14:30.938		
7	1:45.840	27.318	38.339	40.183	133.8	19:10.623	7	1:46.920	27.833	38.692	40.395	132.4	16:17.858		
8	1:45.484	26.951	38.254	40.279	134.2	20:56.107	8	3:35.633 B	27.668	42.628	2:25.337	65.7	19:53.491		
9	1:46.265	27.084	38.345	40.836	133.2	22:42.372	9	2:15.902	38.791	55.846	41.265	104.2	22:09.393		
10	1:45.978	27.235	38.279	40.464	133.6	24:28.350	10	1:46.272	27.695	38.353	40.224	133.2	23:55.665		
11	1:57.055	27.040	49.415	40.600	121.0	26:25.405	11	1:46.877	27.547	38.205	41.125	132.5	25:42.542		
							12	1:45.907	27.432	38.152	40.323	133.7	27:28.449		
							13	2:06.482 B	28.014	38.558	59.910	111.9	29:34.931		
							14	1:52.518	33.649	38.373	40.496	125.8	31:27.449		
8	Alejandro CANOVAS MARCOS						ESP	14	Hector GARZO VICENT						ESP
	BST - NEW PROJECT						KAWASAKI		TEAM WIMU YAMAHA						YAMAHA
1	1:55.366	35.752	39.038	40.576	122.7	1:55.366	1	2:51.982	1:23.973	47.102	40.907	82.3	2:51.982		
2	1:46.587	27.697	38.364	40.526	132.8	3:41.953	2	1:48.428	26.924	40.803	40.701	130.6	4:40.410		
3	1:46.458	27.761	38.310	40.387	133.0	5:28.411	3	1:43.166	26.482	37.039	39.645	137.2	6:23.576		
4	1:46.183	27.654	38.198	40.331	133.3	7:14.594	4	1:43.397	26.509	37.407	39.481	136.9	8:06.973		
5	1:51.729	30.416	39.902	41.411	126.7	9:06.323	5	1:43.332	26.267	37.284	39.781	137.0	9:50.305		
6	7:47.019 B	27.585	38.857	6:40.577	30.3	16:53.342	6	1:43.268	26.843	37.013	39.412	137.1	11:33.573		
7	2:04.423	41.241	42.104	41.078	113.8	18:57.765	7	1:42.454	26.017	37.185	39.252	138.2	13:16.027		
8	1:45.280	27.428	37.882	39.970	134.5	20:43.045	8	1:42.477	26.164	37.017	39.296	138.2	14:58.504		
9	1:45.513	27.384	37.954	40.175	134.2	22:28.558	9	5:52.648 B	26.954	37.696	4:47.998	40.1	20:51.152		
10	1:45.721	27.665	37.976	40.080	133.9	24:14.279	10	1:53.064	35.389	38.232	39.443	125.2	22:44.216		
11	3:02.893 B	29.173	41.060	1:52.660	77.4	27:17.172	11	1:43.867	26.255	37.590	40.022	136.3	24:28.083		
12	1:59.483	39.640	39.551	40.292	118.5	29:16.655	12	1:41.887	26.072	36.838	38.977	139.0	26:09.970		
13	1:48.152	27.834	39.840	40.478	130.9	31:04.807	13	1:41.733	25.902	36.792	39.039	139.2	27:51.703		
							14	1:41.908	26.014	36.748	39.146	138.9	29:33.611		
							15	1:43.146	26.249	37.403	39.494	137.3	31:16.757		
11	Ricardo SORIANO FORTEA						ESP	16	Julio David PALAO MUÑOZ						ESP
	TEAM MORGAN - FMT						YAMAHA		TEAM JDRACER						KAWASAKI
1	2:21.818	56.588	42.747	42.483	99.8	2:21.818	1	2:44.935	1:22.896	40.576	41.463	85.8	2:44.935		
2	1:49.939	28.362	40.243	41.334	128.8	4:11.757	2	1:48.351	28.206	39.169	40.976	130.7	4:33.286		
3	1:49.973	28.163	40.154	41.656	128.7	6:01.730	3	1:45.621	27.643	38.177	39.801	134.1	6:18.907		
4	1:48.104	28.030	38.902	41.172	131.0	7:49.834	4	1:48.693	30.113	38.431	40.149	130.3	8:07.600		
5	1:48.869	28.549	39.304	41.016	130.1	9:38.703	5	1:45.124	27.256	38.085	39.783	134.7	9:52.724		
6	3:33.435 B	28.160	39.018	2:26.257	66.3	13:12.138	6	1:45.408	27.333	37.967	40.108	134.3	11:38.132		
7	2:13.713	47.330	43.390	42.993	105.9	15:25.851	7	1:49.828	29.853	38.992	40.983	128.9	13:27.960		
8	1:49.941	28.661	39.531	41.749	128.8	17:15.792	8	1:44.711	27.003	37.931	39.777	135.2	15:12.671		
9	1:49.227	28.259	39.224	41.744	129.6	19:05.019	9	6:52.285 B	27.077	38.912	5:46.296	34.3	22:04.956		
10	1:49.093	28.011	39.661	41.421	129.8	20:54.112	10	2:01.090	40.635	39.935	40.520	116.9	24:06.046		
11	1:48.655	28.206	38.895	41.554	130.3	22:42.767	11	1:44.898	27.146	38.056	39.696	135.0	25:50.944		
							12	1:44.767	26.900	38.105	39.762	135.1	27:35.711		
							13	1:45.105	27.007	38.116	39.982	134.7	29:20.816		



Superstock/Open600


CEV RFME Navarra 2017

Entre. Cronometrado 1

Vuelta a vuelta

Mejor Personal Mejor de la sesión B Cruzando la línea de meta por el pit lane.

Vlt.	Tiempo	Sector 1	Sector 2	Sector 3	Km/h	T. Sesión	Vlt.	Tiempo	Sector 1	Sector 2	Sector 3	Km/h	T. Sesión
19	Paul DUFOUR					FRA	4	1:45.111	26.975	38.344	39.792	134.7	7:43.539
	JEG RACING					YAMAHA	5	1:47.757	26.943	37.967	42.847	131.4	9:31.296
1	2:22.214	56.277	41.654	44.283	99.6	2:22.214	6	4:28.845 B	30.902	40.209	3:17.734	52.7	14:00.141
2	1:48.881	28.331	39.513	41.037	130.0	4:11.095	7	2:02.568	35.067	42.866	44.635	115.5	16:02.709
3	1:47.814	28.026	38.634	41.154	131.3	5:58.909	8	1:44.843	26.886	38.105	39.852	135.0	17:47.552
4	1:46.976	27.704	38.312	40.960	132.4	7:45.885	9	1:46.444	26.644	37.865	41.935	133.0	19:33.996
5	1:46.732	27.858	38.263	40.611	132.7	9:32.617	10	1:44.738	26.791	38.152	39.795	135.2	21:18.734
6	5:32.778 B	27.914	38.712	4:26.152	42.5	15:05.395	11	2:53.994 B	27.260	38.466	1:48.268	81.4	24:12.728
7	2:07.499	41.907	43.344	42.248	111.1	17:12.894	12	1:54.381	35.091	38.984	40.306	123.8	26:07.109
8	1:47.159	27.717	38.604	40.838	132.1	19:00.053	13	1:46.370	26.810	39.336	40.224	133.1	27:53.479
9	1:46.424	27.637	38.268	40.519	133.0	20:46.477	14	1:44.663	26.715	37.976	39.972	135.3	29:38.142
10	1:45.947	27.544	37.840	40.563	133.6	22:32.424	15	1:45.477	26.840	38.359	40.278	134.2	31:23.619
11	1:46.042	27.327	38.350	40.365	133.5	24:18.466							
12	2:00.249	32.355	45.116	42.778	117.7	26:18.715							
13	1:57.288	28.102	46.037	43.149	120.7	28:16.003							
14	1:46.113	27.568	38.153	40.392	133.4	30:02.116							
23	Loic ARBEL					FRA	29	Luis Manuel POMARES MARTINEZ					ESP
	SAG-M.A.MOTOSPORT KAWASAKI					KAWASAKI		PINAMOTO RS					KAWASAKI
1	6:07.041 B	1:45.005	40.874	3:41.162	38.6	6:07.041	1	2:43.481	1:13.555	45.594	44.332	86.6	2:43.481
2	1:53.578	33.817	39.123	40.638	124.7	8:00.619	2	1:52.199	29.991	40.225	41.983	126.2	4:35.680
3	1:45.929	27.633	38.084	40.212	133.7	9:46.548	3	1:48.901	28.341	39.128	41.432	130.0	6:24.581
4	1:45.303	27.219	37.858	40.226	134.5	11:31.851	4	1:48.323	28.047	39.415	40.861	130.7	8:12.904
5	1:46.071	27.292	38.049	40.730	133.5	13:17.922	5	6:37.245 B	29.063	40.766	5:27.416	35.6	14:50.149
6	6:27.578 B	27.643	39.101	5:20.834	36.5	19:45.500	6	2:03.099	40.890	40.884	41.325	115.0	16:53.248
7	1:52.767	33.367	38.775	40.625	125.6	21:38.267	7	1:47.068	28.092	38.604	40.372	132.2	18:40.316
8	1:45.324	27.093	38.081	40.150	134.4	23:23.591	8	1:47.077	28.037	38.689	40.351	132.2	20:27.393
9	1:44.942	27.132	37.869	39.941	134.9	25:08.533	9	1:46.051	27.568	38.210	40.273	133.5	22:13.444
10	1:44.878	27.076	37.769	40.033	135.0	26:53.411	10	1:46.831	28.374	38.237	40.220	132.5	24:00.275
11	1:55.776	34.643	40.618	40.515	122.3	28:49.187	11	1:46.040	27.692	38.058	40.290	133.5	25:46.315
12	1:45.036	27.096	37.779	40.161	134.8	30:34.223	12	1:45.386	27.277	38.038	40.071	134.4	27:31.701
							13	1:46.061	27.484	38.443	40.134	133.5	29:17.762
							14	1:46.275	27.838	38.316	40.121	133.2	31:04.037
39	Borja QUERO MARTINEZ					ESP	39	Borja QUERO MARTINEZ					ESP
	SAG-M.A.MOTOSPORT KAWASAKI					KAWASAKI		SAG-M.A.MOTOSPORT KAWASAKI					KAWASAKI
1	2:27.872	54.099	50.157	43.616	95.8	2:27.872	1	2:27.872	54.099	50.157	43.616	95.8	2:27.872
2	1:46.694	27.549	38.804	40.341	132.7	4:14.566	2	1:46.694	27.549	38.804	40.341	132.7	4:14.566
3	1:45.999	27.272	38.266	40.461	133.6	6:00.565	3	1:45.999	27.272	38.266	40.461	133.6	6:00.565
4	1:45.158	27.085	38.043	40.030	134.6	7:45.723	4	1:45.158	27.085	38.043	40.030	134.6	7:45.723
5	1:45.160	27.243	37.722	40.195	134.6	9:30.883	5	1:45.160	27.243	37.722	40.195	134.6	9:30.883
6	5:21.601 B	30.292	39.729	4:11.580	44.0	14:52.484	6	5:21.601 B	30.292	39.729	4:11.580	44.0	14:52.484
7	1:51.600	33.128	37.975	40.497	126.9	16:44.084	7	1:51.600	33.128	37.975	40.497	126.9	16:44.084
8	1:44.730	27.117	37.733	39.880	135.2	18:28.814	8	1:44.730	27.117	37.733	39.880	135.2	18:28.814
9	1:44.441	27.033	37.521	39.887	135.6	20:13.255	9	1:44.441	27.033	37.521	39.887	135.6	20:13.255
10	1:53.793	28.621	44.044	41.128	124.4	22:07.048	10	1:53.793	28.621	44.044	41.128	124.4	22:07.048
11	1:44.441	26.942	37.565	39.934	135.6	23:51.489	11	1:44.441	26.942	37.565	39.934	135.6	23:51.489
12	3:12.525 B	28.974	40.626	2:02.925	73.5	27:04.014	12	3:12.525 B	28.974	40.626	2:02.925	73.5	27:04.014
13	1:56.342	35.064	39.109	42.169	121.7	29:00.356	13	1:56.342	35.064	39.109	42.169	121.7	29:00.356
14	1:45.240	27.210	37.856	40.174	134.5	30:45.596	14	1:45.240	27.210	37.856	40.174	134.5	30:45.596
48	Joan DIAZ CORBELLA					ESP	48	Joan DIAZ CORBELLA					ESP
	D.C.R. RACING TEAM					YAMAHA		D.C.R. RACING TEAM					YAMAHA
1	3:26.405	2:01.850	41.933	42.622	68.6	3:26.405	1	3:26.405	2:01.850	41.933	42.622	68.6	3:26.405
2	1:49.119	28.053	39.481	41.585	129.8	5:15.524	2	1:49.119	28.053	39.481	41.585	129.8	5:15.524
3	1:48.681	27.886	39.139	41.656	130.3	7:04.205	3	1:48.681	27.886	39.139	41.656	130.3	7:04.205
4	1:46.928	27.595	38.651	40.682	132.4	8:51.133	4	1:46.928	27.595	38.651	40.682	132.4	8:51.133
5	1:46.846	27.540	38.743	40.563	132.5	10:37.979	5	1:46.846	27.540	38.743	40.563	132.5	10:37.979
6	1:46.148	27.283	38.519	40.346	133.4	12:24.127	6	1:46.148	27.283	38.519	40.346	133.4	12:24.127
7	1:46.336	27.439	38.470	40.427	133.2	14:10.463	7	1:46.336	27.439	38.470	40.427	133.2	14:10.463




Superstock/Open600

CEV RFME Navarra 2017

Entre. Cronometrado 1

Vuelta a vuelta

Vlt.	Tiempo	Sector 1	Sector 2	Sector 3	Km/h	T. Sesión	Vlt.	Tiempo	Sector 1	Sector 2	Sector 3	Km/h	T. Sesión
8	5:03.672 B	39.335	44.888	3:39.449	46.6	19:14.135	14	1:42.111	26.139	36.802	39.170	138.7	30:28.897
9	2:16.886	43.405	51.728	41.753	103.4	21:31.021	70 Marc ALCOBA ESPI ESP						
10	1:47.552	27.536	39.208	40.808	131.6	23:18.573	TEAM TORRENTÓ YAMAHA						
11	1:46.776	27.364	38.583	40.829	132.6	25:05.349	1	2:02.414	43.484	38.484	40.446	115.7	2:02.414
12	1:45.951	27.232	38.387	40.332	133.6	26:51.300	2	1:44.960	27.199	37.662	40.099	134.9	3:47.374
13	1:45.376	27.013	38.065	40.298	134.4	28:36.676	3	1:44.433	27.013	37.641	39.779	135.6	5:31.807
14	2:04.619	34.995	45.837	43.787	113.6	30:41.295	4	4:41.224 B	27.020	37.588	3:36.616	50.3	10:13.031
65 Carlos GARCIA BENITO ESP							EMS COMPETICION YAMAHA						
1	2:48.345	1:27.420	40.091	40.834	84.1	2:48.345	5	1:50.418	32.272	37.978	40.168	128.2	12:03.449
2	1:46.426	27.409	38.283	40.734	133.0	4:34.771	6	1:43.812	26.919	37.390	39.503	136.4	13:47.261
3	1:45.476	27.480	38.004	39.992	134.2	6:20.247	7	1:43.724	26.865	37.392	39.467	136.5	15:30.985
4	1:45.696	27.400	38.080	40.216	134.0	8:05.943	8	1:43.131	26.569	37.186	39.376	137.3	17:14.116
5	1:45.988	27.486	38.287	40.215	133.6	9:51.931	9	1:43.641	26.619	37.414	39.608	136.6	18:57.757
6	2:12.464	32.162	55.300	45.002	106.9	12:04.395	10	1:43.208	26.462	37.197	39.549	137.2	20:40.965
7	1:45.722	27.492	38.174	40.056	133.9	13:50.117	11	4:16.422 B	27.452	37.673	3:11.297	55.2	24:57.387
8	5:46.971 B	30.029	44.039	4:32.903	40.8	19:37.088	12	1:49.264	31.900	37.678	39.686	129.6	26:46.651
9	2:01.574	39.194	42.094	40.286	116.5	21:38.662	13	1:43.286	26.570	37.247	39.469	137.1	28:29.937
10	1:45.659	27.134	38.488	40.037	134.0	23:24.321	14	1:43.456	26.598	37.325	39.533	136.9	30:13.393
11	1:44.652	27.158	37.694	39.800	135.3	25:08.973	73 Andoitz BONILLA PORRAS ESP						
12	1:44.655	27.162	37.698	39.795	135.3	26:53.628	MDR COSSACKS FLYGROUP YAMAHA						
13	2:07.488	33.749	47.718	46.021	111.1	29:01.116	1	2:58.893	1:33.828	43.792	41.273	79.1	2:58.893
14	1:45.828	27.428	38.340	40.060	133.8	30:46.944	2	1:46.983	27.533	38.666	40.784	132.3	4:45.876
67 Roman FISCHER SUI							PINAMOTO RS KAWASAKI						
1	2:24.296	1:02.834	40.254	41.208	98.1	2:24.296	3	2:18.281	32.557	54.520	51.204	102.4	7:04.157
2	1:47.763	27.770	39.255	40.738	131.4	4:12.059	4	1:47.920	28.243	38.778	40.899	131.2	8:52.077
3	1:47.353	28.025	38.770	40.558	131.9	5:59.412	5	3:44.682 B	28.879	44.477	2:31.326	63.0	12:36.759
4	5:28.395 B	27.398	39.939	4:21.058	43.1	11:27.807	6	1:56.455	37.025	38.707	40.723	121.6	14:33.214
5	2:01.145	38.870	41.297	40.978	116.9	13:28.952	7	1:46.268	27.381	38.455	40.432	133.2	16:19.482
6	1:45.694	27.265	38.292	40.137	134.0	15:14.646	8	1:45.839	27.320	38.111	40.408	133.8	18:05.321
7	1:45.246	27.229	37.943	40.074	134.5	16:59.892	9	3:10.329 B	27.135	43.317	1:59.877	74.4	21:15.650
8	1:45.215	27.264	37.981	39.970	134.6	18:45.107	10	1:56.415	36.582	39.173	40.660	121.6	23:12.065
9	3:43.944 B	29.511	42.849	2:31.584	63.2	22:29.051	11	1:45.761	27.219	38.088	40.454	133.9	24:57.826
10	2:06.343	35.840	46.661	43.842	112.1	24:35.394	12	1:45.252	27.105	37.833	40.314	134.5	26:43.078
11	1:53.718	28.072	45.219	40.427	124.5	26:29.112	13	1:50.157	28.897	39.981	41.279	128.5	28:33.235
12	1:45.693	27.258	38.146	40.289	134.0	28:14.805	14	1:56.511	27.398	45.240	43.873	121.5	30:29.746
13	1:44.785	27.115	37.796	39.874	135.1	29:59.590	76 Diego PEREZ ZUASTI ESP						
69 Javier ORELLANA MALLOY ESP							TACK KAWASAKI KAWASAKI						
1	1:53.536	35.271	38.127	40.138	124.7	1:53.536	1	2:50.953	1:28.988	41.415	40.550	82.8	2:50.953
2	1:42.736	26.367	37.117	39.252	137.8	3:36.272	2	1:45.027	26.938	38.019	40.070	134.8	4:35.980
3	1:43.784	26.728	37.623	39.433	136.4	5:20.056	3	1:44.939	27.358	37.811	39.770	134.9	6:20.919
4	1:43.163	26.173	37.094	39.896	137.2	7:03.219	4	1:44.920	26.962	38.001	39.957	134.9	8:05.839
5	1:45.212	27.638	37.682	39.892	134.6	8:48.431	5	1:44.339	26.841	37.624	39.874	135.7	9:50.178
6	1:42.573	26.283	37.035	39.255	138.0	10:31.004	6	5:16.577 B	27.213	38.258	4:11.106	44.7	15:06.755
7	5:37.229 B	27.138	37.998	4:32.093	42.0	16:08.233	7	2:05.785	42.272	43.273	40.240	112.6	17:12.540
8	1:53.671	34.516	38.970	40.185	124.6	18:01.904	8	1:44.343	26.966	37.600	39.777	135.7	18:56.883
9	1:42.410	26.312	36.970	39.128	138.3	19:44.314	9	1:43.737	26.722	37.512	39.503	136.5	20:40.620
10	1:42.253	26.334	36.904	39.015	138.5	21:26.567	10	1:43.574	26.694	37.325	39.555	136.7	22:24.194
11	3:32.538 B	27.673	38.594	2:26.271	66.6	24:59.105	11	1:43.662	26.810	37.449	39.403	136.6	24:07.856
12	2:05.933	40.371	45.198	40.364	112.4	27:05.038	12	1:54.326	26.762	46.057	41.507	123.8	26:02.182
13	1:41.748	26.252	36.636	38.860	139.2	28:46.786	13	1:43.540	26.761	37.223	39.556	136.7	27:45.722
77 Miquel PONS PAYERAS ESP							H43 TEAM KAWASAKI						
1	1:52.574	34.563	37.996	40.015	125.8	1:52.574	14	1:43.335	26.613	37.249	39.473	137.0	29:29.057



Superstock/Open600


CEV RFME Navarra 2017

Entre. Cronometrado 1

Vuelta a vuelta

Mejor Personal Mejor de la sesión B Cruzando la línea de meta por el pit lane.

Vlt.	Tiempo	Sector 1	Sector 2	Sector 3	Km/h	T. Sesión	Vlt.	Tiempo	Sector 1	Sector 2	Sector 3	Km/h	T. Sesión
2	1:43.372	26.692	37.136	39.544	137.0	3:35.946	9	1:44.894	26.960	37.826	40.108	135.0	21:25.043
3	1:43.283	26.651	37.225	39.407	137.1	5:19.229	10	1:45.989	27.342	38.131	40.516	133.6	23:11.032
4	1:44.139	26.687	37.590	39.862	136.0	7:03.368	11	1:45.178	26.988	38.071	40.119	134.6	24:56.210
5	1:44.324	27.096	37.460	39.768	135.7	8:47.692	12	1:44.923	26.984	37.796	40.143	134.9	26:41.133
6	1:47.858	30.283	38.078	39.497	131.3	10:35.550	13	1:44.580	26.934	37.735	39.911	135.4	28:25.713
7	5:41.175B	26.862	38.581	4:35.732	41.5	16:16.725	14	1:44.777	27.183	37.620	39.974	135.1	30:10.490
8	1:49.706	32.104	37.828	39.774	129.1	18:06.431							
9	1:43.155	26.604	37.192	39.359	137.3	19:49.586							
10	1:43.266	26.724	37.136	39.406	137.1	21:32.852							
11	1:43.458	26.553	37.485	39.420	136.9	23:16.310							
12	1:43.857	26.597	37.560	39.700	136.3	25:00.167							
13	1:43.812	26.650	37.523	39.639	136.4	26:43.979							
14	1:43.669	26.622	37.274	39.773	136.6	28:27.648							
79 Aitor GARCIA CARRERO ESP							89 Christian PALOMARES VILAR ESP						
DOSANMOTOR PRO RACING YAMAHA							AUTOS ARROYO PASTRANA RACING TEAM YAMAHA						
1	2:43.861	1:21.319	40.494	42.048	86.4	2:43.861	1	2:53.780	1:25.730	47.503	40.547	81.5	2:53.780
2	1:54.436	28.745	44.353	41.338	123.7	4:38.297	2	1:43.838	26.294	37.468	40.076	136.4	4:37.618
3	1:46.796	27.873	38.542	40.381	132.6	6:25.093	3	1:53.892	31.953	41.589	40.350	124.3	6:31.510
4	1:46.785	27.803	38.333	40.649	132.6	8:11.878	4	1:43.134	26.586	37.260	39.288	137.3	8:14.644
5	1:48.065	27.991	39.213	40.861	131.0	9:59.943	5	1:43.004	26.386	37.207	39.411	137.5	9:57.648
6	1:46.493	27.591	38.390	40.512	133.0	11:46.436	6	1:43.016	26.305	37.195	39.516	137.4	11:40.664
7	1:45.630	27.409	38.066	40.155	134.0	13:32.066	7	1:46.831	26.499	39.480	40.852	132.5	13:27.495
8	4:58.045B	28.347	40.190	3:49.508	47.5	18:30.111	8	1:43.275	26.452	37.349	39.474	137.1	15:10.770
9	1:56.497	37.744	38.409	40.344	121.5	20:26.608	9	4:57.709B	27.911	39.315	3:50.483	47.6	20:08.479
10	1:45.005	27.467	37.706	39.832	134.8	22:11.613	10	1:58.160	38.502	39.287	40.371	119.8	22:06.639
11	1:44.314	26.987	37.615	39.712	135.7	23:55.927	11	2:22.968	26.579	1:11.380	45.009	99.0	24:29.607
12	1:49.920	28.882	40.352	40.686	128.8	25:45.847							
13	1:44.595	26.993	37.458	40.144	135.4	27:30.442							
14	1:45.431	27.146	37.827	40.458	134.3	29:15.873							
15	2:03.832	31.903	47.803	44.126	114.3	31:19.705							
82 Elena ROSELL ARAGON ESP							91 Aleix AULESTIA DALMASES ESP						
ETG RACING-MOTODES KAWASAKI							BASOLÍ COMPETICIÓN-OSBORNE & CLARKE KAWASAKI						
1	2:58.432	1:33.463	43.810	41.159	79.4	2:58.432	1	2:03.086	43.334	39.155	40.597	115.0	2:03.086
2	6:35.031B	27.437	38.271	5:29.323	35.8	9:33.463	2	1:45.389	27.201	37.917	40.271	134.3	3:48.475
3	2:07.862	37.496	44.035	46.331	110.7	11:41.325	3	1:45.019	27.091	37.773	40.155	134.8	5:33.494
4	1:47.250	27.198	38.547	41.505	132.0	13:28.575	4	1:45.044	27.265	37.664	40.115	134.8	7:18.538
5	1:45.310	27.033	37.985	40.292	134.4	15:13.885	5	6:51.439B	27.394	38.067	5:45.978	34.4	14:09.977
6	6:05.645B	29.147	39.537	4:56.961	38.7	21:19.530	6	1:54.623	35.947	38.561	40.115	123.5	16:04.600
7	2:00.741	37.476	41.832	41.433	117.3	23:20.271	7	1:43.991	26.764	37.649	39.578	136.2	17:48.591
8	1:44.436	26.960	37.621	39.855	135.6	25:04.707	8	1:44.234	26.710	37.524	40.000	135.8	19:32.825
9	1:43.699	26.639	37.447	39.613	136.5	26:48.406	9	3:08.361B	27.068	41.958	1:59.335	75.2	22:41.186
10	1:43.906	26.583	37.484	39.839	136.3	28:32.312	10	1:58.117	35.604	41.670	40.843	119.9	24:39.303
11	1:44.230	26.883	37.556	39.791	135.8	30:16.542	11	1:44.200	26.915	37.587	39.698	135.9	26:23.503
85 Pedro Nuno ROMERO POR							95 Miguel GARCIA GUTIERREZ ESP						
TEAM WIMU YAMAHA YAMAHA							MDCROSSACKS-FLYGROUP YAMAHA						
1	2:49.701	1:28.148	39.812	41.741	83.4	2:49.701	1	3:58.956	2:37.367	40.235	41.354	59.3	3:58.956
2	1:47.721	27.570	39.124	41.027	131.4	4:37.422	2	1:46.896	27.652	38.568	40.676	132.5	5:45.852
3	1:47.138	27.404	38.527	41.207	132.2	6:24.560	3	1:45.540	27.310	37.911	40.319	134.2	7:31.392
4	1:47.079	27.283	38.345	41.451	132.2	8:11.639	4	1:44.787	27.182	37.583	40.022	135.1	9:16.179
5	6:03.124B	29.338	41.294	4:52.492	39.0	14:14.763	5	10:43.655B	28.589	43.808	9:31.258	22.0	19:59.834
6	1:55.342	34.712	39.795	40.835	122.8	16:10.105	6	2:16.348	35.583	53.639	47.126	103.8	22:16.182
7	1:45.036	27.073	37.786	40.177	134.8	17:55.141	7	1:47.206	27.917	38.582	40.707	132.1	24:03.388
8	1:45.008	26.968	37.828	40.212	134.8	19:40.149	8	1:45.447	27.204	37.827	40.416	134.3	25:48.835
							9	1:48.884	27.298	41.248	40.338	130.0	27:37.719
							10	1:45.174	27.274	37.836	40.064	134.6	29:22.893

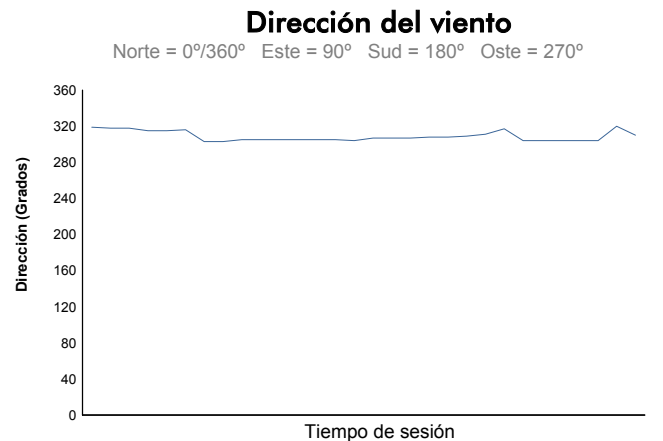
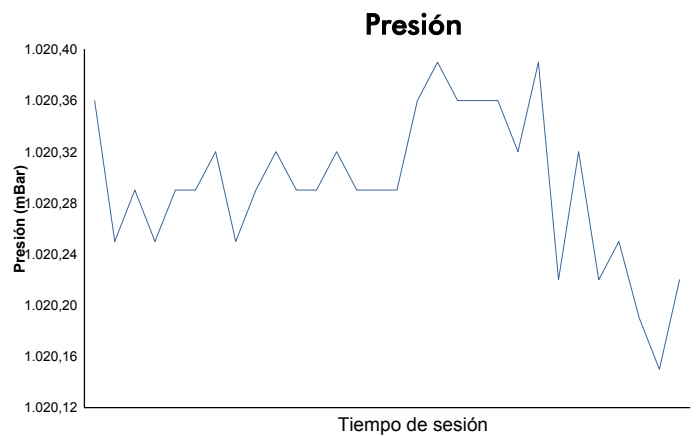
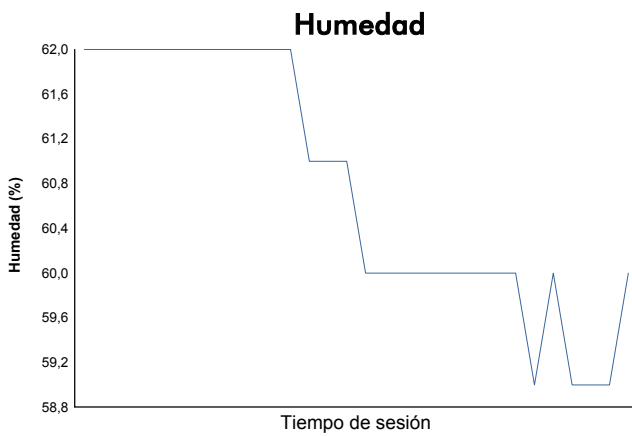
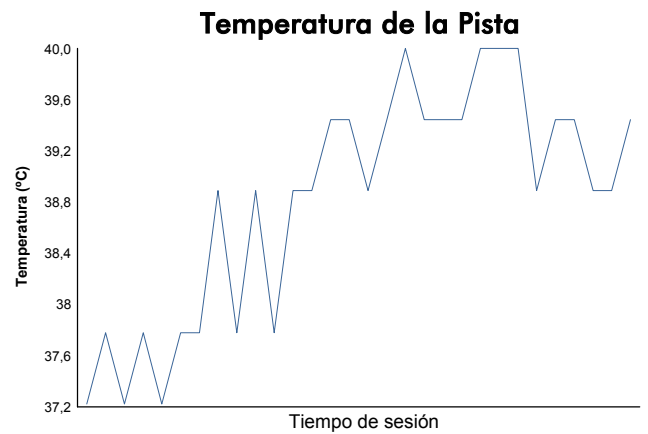
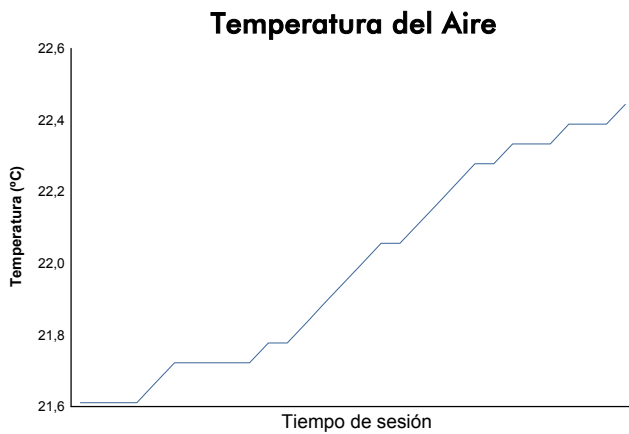


CEV RFME Navarra 2017

Superstock/Open600

Entre. Cronometrado 1

Informe meteorológico



Estado de la pista:

SECO