



Superstock/Open600

RFME Cto. España Velocidad Navarra 2017

Carrera (17 Vueltas, 66,9 km.)

Clasificación

Piloto	Nac	Equipo	Moto	Neumaticos	Vlts.	Tiempo	Dif.	Km/h	Mejor Vuelta			
									Vlt.	Tiempo	Km/h	
1	14 Hector GARZO VICENT	ESP TEAM WIMU YAMAHA	YAMAHA	MICHELIN	Stck	17	29:16.345	-	137.0	9	1:41.879	139.0
2	69 Javier ORELLANA MALLOY	ESP TACK KAWASAKI	KAWASAKI	PIRELLI	Stck	17	29:18.023	+1.678	136.9	5	1:42.310	138.4
3	70 Marc ALCOBA ESPI	ESP TEAM TORRENTÓ	YAMAHA	MICHELIN	Stck	17	29:22.318	+5.973	136.6	6	1:42.690	137.9
4	77 Miquel PONS PAYERAS	ESP H43 TEAM	KAWASAKI	DUNLOP	Stck	17	29:26.104	+9.759	136.3	8	1:42.999	137.5
5	26 Daniel SAEZ GUTIERREZ	ESP MOTOS CLASICAS JJSAEZ TEAM	YAMAHA	DUNLOP	Stck	17	29:40.058	+23.713	135.2	13	1:43.328	137.0
6	91 Aleix AULESTIA DALMASES	ESP BASQUI COMPETICIÓN OSBORNE & CLARKE	KAWASAKI	PIRELLI	Stck	17	29:42.795	+26.450	135.0	2	1:43.910	136.3
7	82 Elena ROSELL ARAGON	ESP ETG RACING-MOTODES	KAWASAKI	MICHELIN	Stck	17	29:46.275	+29.930	134.7	11	1:43.931	136.2
8	79 Aitor GARCIA CARRERO	ESP DOSANMOTOR PRO RACING	YAMAHA	MICHELIN	Oper	17	29:59.802	+43.457	133.7	10	1:44.673	135.3
9	67 Roman FISCHER	SUI PINAMOTO RS	KAWASAKI	DUNLOP	Stck	17	30:01.320	+44.975	133.6	4	1:45.026	134.8
10	23 Loic ARBEL	FRA SAG-M.L.MOTOSPORT KAWASAKI	KAWASAKI	DUNLOP	Stck	17	30:02.674	+46.329	133.5	2	1:44.913	135.0
11	85 Pedro Nuno ROMERO	POR TEAM WIMU YAMAHA	YAMAHA	MICHELIN	Stck	17	30:03.047	+46.702	133.5	2	1:44.893	135.0
12	4 Juan Antonio BELLVER GARCIA	ESP TEAM TORRENTÓ	YAMAHA	MICHELIN	Stck	17	30:03.208	+46.863	133.5	11	1:44.804	135.1
13	16 Julio David PALAO MUÑOZ	ESP TEAM JDRACER	KAWASAKI	DUNLOP	Oper	17	30:03.743	+47.398	133.4	5	1:44.649	135.3
14	95 Miguel GARCIA GUTIERREZ	ESP MDRCOSSACKS-FLYGROUP	YAMAHA	PIRELLI	Oper	17	30:04.093	+47.748	133.4	12	1:44.619	135.3
15	8 Alejandro CANOVAS MARCOS	ESP BST - NEW PROJECT	KAWASAKI	DUNLOP	Stck	17	30:08.653	+52.308	133.1	13	1:45.453	134.3
16	19 Paul DUFOUR	FRA JEG RACING	YAMAHA	DUNLOP	Stck	17	30:14.193	+57.848	132.7	12	1:45.547	134.1
17	7 Diego CARBO ESCRIVA DE ROMANI	ESP STRATOS	YAMAHA	DUNLOP	Stck	17	30:14.942	+58.597	132.6	9	1:45.631	134.0
18	48 Joan DIAZ CORBELLA	ESP D.C.R. RACING TEAM	YAMAHA	DUNLOP	Stck	17	30:15.463	+59.118	132.6	8	1:45.612	134.1
19	73 Andoitz BONILLA PORRAS	ESP MDR COSSACKS FLYGROUP	YAMAHA	MICHELIN	Oper	17	30:23.811	+1:07.466	132.0	11	1:45.653	134.0
20	29 Luis Manuel POMARES MARTINEZ	ESP PINAMOTO RS	KAWASAKI	DUNLOP	Oper	17	30:56.524	+1:40.179	129.7	3	1:46.300	133.2
21	24 Said DAHAN ACEITUNO	MAR AMRCOMPETICION	KAWASAKI	PIRELLI	Stck	17	31:03.264	+1:46.919	129.2	3	1:47.463	131.8
22	11 Ricardo SORIANO FORTEA	ESP TEAM MORGAN - FMT	YAMAHA	MICHELIN	Oper	16	29:29.299	1 Lap	128.0	9	1:48.355	130.7

No clasificados:

76 Diego PEREZ ZUASTI	ESP	EMS COMPETICIÓN	KAWASAKI	DUNLOP	Stck	12	20:47.641			8	1:42.962	137.5
89 Christian PALOMARES VILAR	ESP	ALTOS ARROYO PASTRANA RACING TEAM	YAMAHA	MICHELIN	Stck	10	18:20.380			9	1:42.903	137.6
39 Borja QUERO MARTINEZ	ESP	SAG-M.L.MOTOSPORT KAWASAKI	KAWASAKI	DUNLOP	Stck	7	12:11.992			7	1:42.624	138.0
12 Rogelio LORENTE CALLE	ESP	TST RACING	HONDA	DUNLOP	Stck	7	12:33.985			3	1:45.428	134.3
65 Carlos GARCIA BENITO	ESP	EMS COMPETICION	YAMAHA	DUNLOP	Oper	1	1:54.986					

Pole		H. GARZO VICENT	1:41.733	139.2 Kph
Vuelta Rápida	Vlt. 9	Hector GARZO VICENT	1:41.879	139.0 Kph

Hora de publicación:

Estado de pista: **SECO**

Director de carrera:	Cronometrador:
-----------------------------	-----------------------



Superstock/Open600

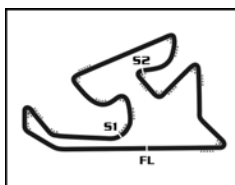
RFME Cto. España Velocidad Navarra 2017

Carrera ((17 vueltas, 66,9 km.))

Parrilla de Salida

11 R. SORIANO FORTEA 1:47.991	27	24 S. DAHAN ACEITUNO 1:47.002	26	12 R. LORENTE CALLE 1:45.676	25
7 D. CARBO ESCRIBA DE ROMAN 1:45.484	24	29 L. POMARES MARTINEZ 1:45.386	23	48 J. DIAZ CORBELLA 1:45.376	22
19 P. DUFOUR 1:45.353	21	8 A. CANOVAS MARCOS 1:45.280	20	73 A. BONILLA PORRAS 1:45.252	19
95 M. GARCIA GUTIERREZ 1:44.787	18	16 J. PALAO MUÑOZ 1:44.711	17	23 L. ARBEL 1:44.709	16
65 C. GARCIA BENITO 1:44.652	15	85 P. ROMERO 1:44.580	14	67 R. FISCHER 1:44.535	13
79 A. GARCIA CARRERO 1:44.314	12	39 B. QUERO MARTINEZ 1:43.856	11	4 J. BELLVER GARCIA 1:43.827	10
26 D. SAEZ GUTIERREZ 1:43.738	9	82 E. ROSELL ARAGON 1:43.699	8	91 A. AULESTIA DALMASES 1:43.674	7
76 D. PEREZ ZUASTI 1:43.335	6	77 M. PONS PAYERAS 1:43.155	5	70 M. ALCOBA ESPI 1:43.131	4
89 C. PALOMARES VILAR 1:43.004	3	69 J. ORELLANA MALLOY 1:41.748	2	14 H. GARZO VICENT 1:41.733	1

Comissarios Deportivos:	Cronometrador:
-------------------------	----------------



Superstock/Open600

RFME Cto. España Velocidad Navarra 2017

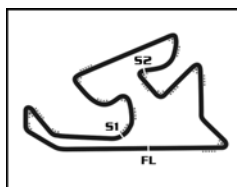
Carrera

Planing

CIRCUITO DE NAVARRA 3.933 m.

VUELTA

Nº	Pos	Out	1	2	3	4	5	6	7	8	9	10	11	12	13	14	15	16	17
14	1	14	69	69	69	69	69	69	69	69	69	69	69	69	69	69	14	14	14
69	2	69	70	70	70	14	14	14	14	14	14	14	14	14	14	14	69	69	69
89	3	89	14	14	14	70	70	70	70	70	70	70	70	70	70	70	70	70	70
70	4	70	89	89	77	77	77	77	77	77	77	77	77	76	77	77	77	77	77
77	5	77	77	77	76	76	76	76	76	76	76	76	76	77	91	91	91	26	26
76	6	76	76	76	89	89	39	39	39	89	89	91	91	91	26	26	26	91	91
91	7	91	91	91	91	39	89	89	89	91	91	82	82	82	82	82	82	82	82
82	8	82	39	39	39	91	91	91	91	82	82	26	26	26	79	79	79	79	79
26	9	26	26	82	82	82	82	82	82	26	26	79	79	79	67	67	67	67	67
4	10	4	82	26	85	26	26	26	26	23	23	23	23	67	23	23	23	23	23
39	11	39	85	85	26	85	23	23	23	79	79	16	67	23	85	85	85	85	85
79	12	79	23	23	23	23	85	85	79	85	85	67	16	85	4	4	4	4	4
67	13	67	67	67	67	67	79	67	67	67	16	85	85	4	16	16	16	16	16
85	14	85	65	79	79	79	79	67	85	16	67	4	4	16	95	95	95	95	95
65	15	65	79	8	16	16	16	16	16	4	4	8	95	95	8	8	8	8	8
23	16	23	4	16	8	8	8	4	4	8	8	95	8	8	19	19	19	19	19
16	17	16	8	4	4	4	4	8	8	95	95	19	19	19	7	7	7	7	7
95	18	95	16	19	19	19	19	95	95	19	19	7	7	7	48	48	48	48	48
73	19	73	7	7	12	95	95	19	12	7	7	48	48	48	73	73	73	73	73
8	20	8	19	12	7	12	12	12	19	48	48	73	73	73	29	29	29	29	29
19	21	19	95	95	95	7	7	7	7	73	73	29	29	29	24	24	24	24	24
48	22	48	12	48	48	48	48	48	48	29	29	24	24	24	11	11	11	11	11
29	23	29	29	29	29	73	73	73	73	24	24	89	11	11					
7	24	7	48	73	73	29	29	29	29	11	11	11							
12	25	12	73	24	24	24	24	24	24										
24	26	24	24	11	11	11	11	11	11										
11	27	11	11																



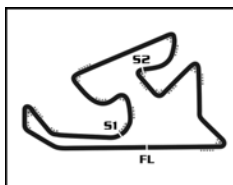
Superstock/Open600

RFME Cto. España Velocidad Navarra 2017

Carrera

CIRCUITO DE NAVARRA 3.933 m. Mejores tiempos de sector

SECTOR 1			SECTOR 2			SECTOR 3			Pos	Piloto	Vuelta Ideal	Mejor Vuelta
Pos	Piloto	Tiempo	Piloto	Tiempo	Piloto	Tiempo	Pos	Piloto				
1	14 H.GARZO VICENT	25.966	14 H.GARZO VICENT	36.765	69 J.ORELLANA MALLOY	39.086	1	14 H.GARZO VICENT	1:41.822	1:41.879	(1)	
2	89 C.PALOMARES VILAR	26.136	69 J.ORELLANA MALLOY	36.856	39 B.QUERO MARTINEZ	39.087	2	69 J.ORELLANA MALLOY	1:42.139	1:42.310	(2)	
3	69 J.ORELLANA MALLOY	26.197	70 M.ALCOBA ESPI	36.946	14 H.GARZO VICENT	39.091	3	70 M.ALCOBA ESPI	1:42.420	1:42.690	(4)	
4	70 M.ALCOBA ESPI	26.301	39 B.QUERO MARTINEZ	37.017	70 M.ALCOBA ESPI	39.173	4	39 B.QUERO MARTINEZ	1:42.466	1:42.624	(3)	
5	39 B.QUERO MARTINEZ	26.362	77 M.PONS PAYERAS	37.136	76 D.PEREZ ZUASTI	39.247	5	89 C.PALOMARES VILAR	1:42.744	1:42.903	(5)	
6	76 D.PEREZ ZUASTI	26.395	76 D.PEREZ ZUASTI	37.144	77 M.PONS PAYERAS	39.299	6	76 D.PEREZ ZUASTI	1:42.786	1:42.962	(6)	
7	26 D.SAEZ GUTIERREZ	26.541	89 C.PALOMARES VILAR	37.177	26 D.SAEZ GUTIERREZ	39.402	7	77 M.PONS PAYERAS	1:42.979	1:42.999	(7)	
8	77 M.PONS PAYERAS	26.544	26 D.SAEZ GUTIERREZ	37.351	89 C.PALOMARES VILAR	39.431	8	26 D.SAEZ GUTIERREZ	1:43.294	1:43.328	(8)	
9	91 A.AULESTIA DALMASES	26.575	82 E.ROSELL ARAGON	37.358	91 A.AULESTIA DALMASES	39.478	9	91 A.AULESTIA DALMASES	1:43.447	1:43.910	(9)	
10	82 E.ROSELL ARAGON	26.690	91 A.AULESTIA DALMASES	37.394	82 E.ROSELL ARAGON	39.681	10	82 E.ROSELL ARAGON	1:43.729	1:43.931	(10)	
11	16 J.PALAO MUÑOZ	26.788	95 M.GARCIA GUTIERREZ	37.624	95 M.GARCIA GUTIERREZ	39.842	11	95 M.GARCIA GUTIERREZ	1:44.394	1:44.619	(11)	
12	79 A.GARCIA CARRERO	26.814	4 J.BELLVER GARCIA	37.639	16 J.PALAO MUÑOZ	39.895	12	4 J.BELLVER GARCIA	1:44.438	1:44.804	(14)	
13	67 R.FISCHER	26.844	79 A.GARCIA CARRERO	37.741	79 A.GARCIA CARRERO	39.899	13	79 A.GARCIA CARRERO	1:44.454	1:44.673	(13)	
14	85 P.ROMERO	26.880	12 R.LORENTE CALLE	37.806	4 J.BELLVER GARCIA	39.908	14	16 J.PALAO MUÑOZ	1:44.514	1:44.649	(12)	
15	4 J.BELLVER GARCIA	26.891	16 J.PALAO MUÑOZ	37.831	23 L.ARBEL	39.909	15	23 L.ARBEL	1:44.718	1:44.913	(16)	
16	95 M.GARCIA GUTIERREZ	26.928	23 L.ARBEL	37.843	12 R.LORENTE CALLE	39.910	16	67 R.FISCHER	1:44.773	1:45.026	(17)	
17	23 L.ARBEL	26.966	85 P.ROMERO	37.912	8 A.CANOVAS MARCOS	40.008	17	85 P.ROMERO	1:44.847	1:44.893	(15)	
18	48 J.DIAZ CORBELLA	27.002	67 R.FISCHER	37.918	67 R.FISCHER	40.011	18	12 R.LORENTE CALLE	1:44.885	1:45.428	(18)	
19	7 D.CARBO ESCRIBA DE ROMA	27.030	19 P.DUFOUR	37.956	48 J.DIAZ CORBELLA	40.018	19	48 J.DIAZ CORBELLA	1:45.116	1:45.612	(21)	
20	73 A.BONILLA PORRAS	27.088	8 A.CANOVAS MARCOS	37.985	85 P.ROMERO	40.055	20	7 D.CARBO ESCRIBA DE ROMA	1:45.276	1:45.631	(22)	
21	19 P.DUFOUR	27.168	48 J.DIAZ CORBELLA	38.096	73 A.BONILLA PORRAS	40.138	21	19 P.DUFOUR	1:45.301	1:45.547	(20)	
22	12 R.LORENTE CALLE	27.169	7 D.CARBO ESCRIBA DE ROMA	38.104	7	40.142	22	8 A.CANOVAS MARCOS	1:45.364	1:45.453	(19)	
23	8 A.CANOVAS MARCOS	27.371	73 A.BONILLA PORRAS	38.140	19 P.DUFOUR	40.177	23	73 A.BONILLA PORRAS	1:45.366	1:45.653	(23)	
24	29 L.POMARES MARTINEZ	27.545	29 L.POMARES MARTINEZ	38.404	65 C.GARCIA BENITO	40.272	24	29 L.POMARES MARTINEZ	1:46.300	1:46.300	(24)	
25	24 S.DAHAN ACEITUNO	27.634	24 S.DAHAN ACEITUNO	38.530	29 L.POMARES MARTINEZ	40.351	25	65 C.GARCIA BENITO	1:47.059			
26	65 C.GARCIA BENITO	27.922	65 C.GARCIA BENITO	38.865	11 R.SORIANO FORTEA	40.955	26	24 S.DAHAN ACEITUNO	1:47.264	1:47.463	(25)	
27	11 R.SORIANO FORTEA	27.978	11 R.SORIANO FORTEA	39.073	24 S.DAHAN ACEITUNO	41.100	27	11 R.SORIANO FORTEA	1:48.006	1:48.355	(26)	



CIRCUITO DE NAVARRA 3.933 m.


Superstock/Open600

RFME Cto. España Velocidad Navarra 2017

Después de Carrera

Velocidad máxima del evento

Piloto	Equipo	Moto		V. Max	Vlt.	Sesión
85 Pedro Nuno ROMERO	TEAM WIMU YAMAHA	YAMAHA	Stick	252.9	14	Carrera
26 Daniel SAEZ GUTIERREZ	MOTOS CLASICAS JISAEZ TEAM	YAMAHA	Stick	252.3	3	Carrera
16 Julio David PALAO MUÑOZ	TEAM JDRACER	KAWASAKI	Open	251.2	9	Carrera
76 Diego PEREZ ZUASTI	EMS COMPETICIÓN	KAWASAKI	Stick	251.2	8	Carrera
4 Juan Antonio BELLVER GARCIA	TEAM TORRENTÓ	YAMAHA	Stick	250.6	4	Carrera
14 Hector GARZO VICENT	TEAM WIMU YAMAHA	YAMAHA	Stick	250.0	10	Carrera
69 Javier ORELLANA MALLOY	TACK KAWASAKI	KAWASAKI	Stick	250.0	6	Entre. Cronometrado 1
19 Paul DUFOUR	JEG RACING	YAMAHA	Stick	248.8	8	Carrera
70 Marc ALCOBA ESPI	TEAM TORRENTÓ	YAMAHA	Stick	248.8	5	Carrera
89 Christian PALOMARES VILAR	AUTOS ARROYO PASTRANA RACING TEAM	YAMAHA	Stick	248.8	6	Carrera
48 Joan DIAZ CORBELLA	D.C.R. RACING TEAM	YAMAHA	Stick	247.7	3	Carrera
79 Aitor GARCIA CARRERO	DOSANMOTOR PRO RACING	YAMAHA	Open	247.7	6	Carrera
82 Elena ROSELL ARAGON	ETG RACING-MOTODES	KAWASAKI	Stick	247.1	2	Carrera
7 Diego CARBO ESCRIBA DE ROMANI	STRATOS	YAMAHA	Stick	245.5	2	Carrera
77 Miquel PONS PAYERAS	H43 TEAM	KAWASAKI	Stick	245.5	2	Carrera
91 Aleix AULESTIA DALMASES	BASOLI COMPETICIÓN-OSBORNE & CLARKE	KAWASAKI	Stick	245.5	2	Carrera
95 Miguel GARCIA GUTIERREZ	MDRCOSSACKS-FLYGROUP	YAMAHA	Open	245.5	3	Carrera
29 Luis Manuel POMARES MARTINEZ	PINAMOTO RS	KAWASAKI	Open	244.9	4	Carrera
65 Carlos GARCIA BENITO	EMS COMPETICION	YAMAHA	Open	244.9	10	Entre. Cronometrado 1
24 Said DAHAN ACEITUNO	AMRCOMPETICIÓN	KAWASAKI	Stick	243.8	2	Carrera
67 Roman FISCHER	PINAMOTO RS	KAWASAKI	Stick	243.8	5	Carrera
23 Loic ARBEL	SAG-M.A.MOTOSPORT KAWASAKI	KAWASAKI	Stick	243.2	4	Carrera
73 Andoitz BONILLA PORRAS	MDR COSSACKS FLYGROUP	YAMAHA	Open	243.2	2	Carrera
8 Alejandro CANOVAS MARCOS	BST - NEW PROJECT	KAWASAKI	Stick	243.2	2	Carrera
39 Borja QUERO MARTINEZ	SAG-M.A.MOTOSPORT KAWASAKI	KAWASAKI	Stick	241.6	2	Carrera
11 Ricardo SORIANO FORTEA	TEAM MORGAN - FMT	YAMAHA	Open	241.1	2	Carrera
12 Rogelio LORENTE CALLE	TST RACING	HONDA	Stick	237.4	12	Entre. Cronometrado 1



Superstock/Open600

RFME Cto. España Velocidad Navarra 2017

Carrera

Secuencia de lideres

Nº	Piloto	Equipo	Moto	Vuelta Inicio	Vuelta Final	Vlts.	Total Vlts.
Open							
65	Carlos GARCIA BENITO	EMS COMPETICION	YAMAHA	1	1	1	1
79	Aitor GARCIA CARRERO	DOSANMOTOR PRO RACING	YAMAHA	2	17	16	16
Stick							
69	Javier ORELLANA MALLOY	TACK KAWASAKI	KAWASAKI	1	14	14	14
14	Hector GARZO VICENT	TEAM WIMU YAMAHA	YAMAHA	15	17	3	3



CIRCUITO DE NAVARRA 3.933 m.

Superstock/Open600

RFME Cto. España Velocidad Navarra 2017

Carrera

Secuencia de vueltas rápidas

Tiempo de sesión	Piloto	Equipo	Moto	Neumaticos	Tiempo	km/h	Vlt.
3:31.488	69 Javier ORELLANA MALLOY	TACK KAWASAKI	KAWASAKI	PIRELLI Stck	1:42.535	138.1	2
5:14.005	69 Javier ORELLANA MALLOY	TACK KAWASAKI	KAWASAKI	PIRELLI Stck	1:42.517	138.1	3
6:56.323	69 Javier ORELLANA MALLOY	TACK KAWASAKI	KAWASAKI	PIRELLI Stck	1:42.318	138.4	4
8:38.633	69 Javier ORELLANA MALLOY	TACK KAWASAKI	KAWASAKI	PIRELLI Stck	1:42.310	138.4	5
8:40.797	14 Hector GÁRZO VICENT	TEAM WIMU YAMAHA	YAMAHA	MICHELIN Stck	1:42.164	138.6	5
12:05.197	14 Hector GÁRZO VICENT	TEAM WIMU YAMAHA	YAMAHA	MICHELIN Stck	1:42.130	138.6	7
15:29.584	14 Hector GÁRZO VICENT	TEAM WIMU YAMAHA	YAMAHA	MICHELIN Stck	1:41.879	139.0	9



Superstock/Open600

RFME Cto. España Velocidad Navarra 2017


Carrera

Vuelta a vuelta

Mejor Personal Mejor de la sesión B Cruzando la línea de meta por el pit lane.

Vlt.	Tiempo	Sector 1	Sector 2	Sector 3	Km/h	T. Sesión	Vlt.	Tiempo	Sector 1	Sector 2	Sector 3	Km/h	T. Sesión
4 Juan Antonio BELLVER GARCIA ESP TEAM TORRENTÓ YAMAHA							15 1:45.560 27.452 37.985 40.123 240.0 26:36.597						
1 1:55.880 36.244 39.099 40.537 1:55.880							16 1:45.801 27.530 38.198 40.073 240.0 28:22.398						
2 1:47.251 27.268 39.987 39.996 248.8 3:43.131							17 1:46.255 27.582 38.433 40.240 236.8 30:08.653						
3 1:45.324 27.413 37.802 40.109 250.0 5:28.455													
4 1:45.367 27.073 38.037 40.257 250.6 7:13.822													
5 1:45.937 27.699 38.219 40.019 244.9 8:59.759													
6 1:44.981 27.252 37.639 40.090 247.1 10:44.740													
7 1:44.864 26.994 37.799 40.071 247.1 12:29.604													
8 1:45.410 27.114 38.092 40.204 248.8 14:15.014													
9 1:45.098 27.094 37.680 40.324 250.0 16:00.112													
10 1:44.875 27.116 37.851 39.908 248.3 17:44.987													
11 1:44.804 26.891 37.823 40.090 248.8 19:29.791													
12 1:45.963 27.403 38.349 40.211 243.2 21:15.754													
13 1:44.947 27.092 37.905 39.950 247.7 23:00.701													
14 1:45.498 27.242 38.057 40.199 250.6 24:46.199													
15 1:45.918 27.191 38.005 40.722 248.3 26:32.117													
16 1:45.534 27.357 37.824 40.353 248.8 28:17.651													
17 1:45.557 27.274 37.979 40.304 248.8 30:03.208													
7 Diego CARBO ESCRIBA DE ROMANI ESP STRATOS YAMAHA							11 Ricardo SORIANO FORTEA ESP TEAM MORGAN - FMT YAMAHA						
1 1:56.715 36.824 39.400 40.491 1:56.715							1 2:01.569 39.136 40.580 41.853 190.1 2:01.569						
2 1:47.626 27.548 39.362 40.716 245.5 3:44.341							2 1:49.352 28.055 39.632 41.665 241.1 3:50.921						
3 1:46.024 27.071 38.152 40.801 242.2 5:30.365							3 1:49.786 28.254 39.878 41.654 239.5 5:40.707						
4 1:46.137 27.625 38.305 40.207 227.4 7:16.502							4 1:49.404 28.246 39.649 41.509 237.9 7:30.111						
5 1:46.565 27.717 38.706 40.142 242.2 9:03.067							5 1:49.262 28.321 39.562 41.379 238.9 9:19.373						
6 1:46.146 27.400 38.576 40.170 243.8 10:49.213							6 1:49.857 28.354 39.521 41.982 237.9 11:09.230						
7 1:45.825 27.220 38.400 40.205 244.3 12:35.038							7 1:49.154 28.266 39.210 41.678 236.8 12:58.384						
8 1:45.762 27.030 38.104 40.628 244.3 14:20.800							8 1:48.814 27.978 39.320 41.516 238.4 14:47.198						
9 1:45.631 27.082 38.246 40.303 243.8 16:06.431							9 1:48.355 28.022 39.378 40.955 238.4 16:35.553						
10 1:46.348 27.409 38.480 40.459 243.2 17:52.779							10 1:49.002 28.063 39.531 41.408 237.4 18:24.555						
11 1:45.891 27.225 38.515 40.151 242.7 19:38.670							11 1:48.548 28.131 39.142 41.275 238.4 20:13.103						
12 1:45.921 27.275 38.340 40.306 242.7 21:24.591							12 1:48.670 28.152 39.073 41.445 236.8 22:01.773						
13 1:45.723 27.113 38.137 40.473 240.5 23:10.314							13 1:48.643 28.033 39.280 41.330 236.8 23:50.416						
14 1:46.417 27.587 38.395 40.435 240.0 24:56.731							14 1:48.697 28.331 39.120 41.246 237.4 25:39.113						
15 1:45.661 27.283 38.191 40.187 235.8 26:42.392							15 1:48.390 28.203 39.096 41.091 234.8 27:27.503						
16 1:46.181 27.309 38.672 40.200 239.5 28:28.573							16 2:01.796 28.035 52.407 41.354 236.3 29:29.299						
17 1:46.369 27.319 38.508 40.542 236.8 30:14.942													
8 Alejandro CANOVAS MARCOS ESP BST - NEW PROJECT KAWASAKI							12 Rogelio LORENTE CALLE ESP TST RACING HONDA						
1 1:56.151 36.440 39.076 40.635 1:56.151							1 1:57.641 37.571 39.614 40.456 1:57.641						
2 1:46.183 27.589 38.371 40.223 243.2 3:42.334							2 1:47.003 27.783 38.731 40.489 232.8 3:44.644						
3 1:45.613 27.438 38.040 40.135 234.3 5:27.947							3 1:45.428 27.232 38.109 40.087 234.3 5:30.072						
4 1:45.509 27.371 38.011 40.127 241.1 7:13.456							4 1:45.993 27.514 38.279 40.200 234.8 7:16.065						
5 1:46.232 27.917 38.162 40.153 242.2 8:59.688							5 1:46.308 27.987 38.036 40.285 232.8 9:02.373						
6 1:45.748 27.593 38.016 40.139 236.3 10:45.436							6 1:45.982 27.950 38.122 39.910 233.8 10:48.355						
7 1:45.849 27.443 38.213 40.193 241.6 12:31.285							7 1:45.630 27.652 37.806 40.172 228.8 12:33.985						
8 1:45.947 27.507 38.157 40.283 241.6 14:17.232													
9 1:45.749 27.477 38.081 40.191 240.0 16:02.981													
10 1:45.769 27.529 38.034 40.206 241.6 17:48.750													
11 1:45.786 27.793 37.985 40.008 239.5 19:34.536													
12 1:45.539 27.398 38.082 40.059 239.5 21:20.075													
13 1:45.453 27.400 38.028 40.025 240.5 23:05.528													
14 1:45.509 27.391 38.011 40.107 238.9 24:51.037													
14 Hector GARZO VICENT ESP TEAM WIMU YAMAHA YAMAHA							16 Julio David PALAO MUÑOZ ESP TEAM JDRACER KAWASAKI						
1 1:49.794 33.093 37.376 39.325 1:49.794							1 1:56.369 36.630 39.113 40.626 1:56.369						
2 1:42.743 26.357 37.179 39.207 246.6 3:32.537													
3 1:43.640 26.506 37.252 39.882 248.8 5:16.177													
4 1:42.456 26.383 36.834 39.239 239.5 6:58.633													
5 1:42.164 26.095 36.765 39.304 245.5 8:40.797													
6 1:42.270 26.158 36.851 39.261 245.5 10:23.067													
7 1:42.130 26.142 36.805 39.183 247.7 12:05.197													
8 1:42.508 26.288 37.029 39.191 247.7 13:47.705													
9 1:41.879 25.966 36.822 39.091 248.8 15:29.584													
10 1:42.819 26.056 37.299 39.464 250.0 17:12.403													
11 1:43.387 26.358 37.534 39.495 248.3 18:55.790													
12 1:43.359 26.486 37.640 39.233 242.2 20:39.149													
13 1:43.437 26.848 37.285 39.304 248.3 22:22.586													
14 1:43.362 26.427 37.476 39.459 246.0 24:05.948													
15 1:44.194 27.115 37.598 39.481 250.0 25:50.142													
16 1:43.215 26.750 37.167 39.298 240.0 27:33.357													
17 1:42.988 26.209 37.182 39.597 245.5 29:16.345													





Superstock/Open600

RFME Cto. España Velocidad Navarra 2017

Carrera

Vuelta a vuelta

Vlt.	Tiempo	Sector 1	Sector 2	Sector 3	Km/h	T. Sesión
2	1:46.048	27.709	38.386	39.953	238.4	3:42.417
3	1:44.815	26.927	37.993	39.895	247.7	5:27.232
4	1:44.698	26.941	37.831	39.926	245.5	7:11.930
5	1:44.649	26.849	37.863	39.937	247.7	8:56.579
6	1:45.625	27.066	38.366	40.193	247.1	10:42.204
7	1:45.251	26.972	38.230	40.049	244.9	12:27.455
8	1:45.326	26.897	38.088	40.341	249.4	14:12.781
9	1:44.987	26.788	38.047	40.152	251.2	15:57.768
10	1:45.798	27.241	38.448	40.109	248.8	17:43.566
11	1:45.560	26.861	38.574	40.125	247.7	19:29.126
12	1:46.899	27.651	38.538	40.710	229.8	21:16.025
13	1:45.484	27.064	38.222	40.198	247.7	23:01.509
14	1:45.445	27.192	38.054	40.199	244.9	24:46.954
15	1:45.405	26.888	38.015	40.502	247.7	26:32.359
16	1:45.731	27.356	37.992	40.383	249.4	28:18.090
17	1:45.653	27.177	38.291	40.185	247.7	30:03.743

Vlt.	Tiempo	Sector 1	Sector 2	Sector 3	Km/h	T. Sesión
1	1:57.300	37.209	39.388	40.703		1:57.300
2	1:46.561	27.486	38.626	40.449	247.7	3:43.861
3	1:45.911	27.192	38.201	40.518	247.7	5:29.772
4	1:46.157	27.569	37.978	40.610	246.0	7:15.929
5	1:45.910	27.555	38.100	40.255	247.1	9:01.839
6	1:46.269	27.626	38.122	40.521	245.5	10:48.108
7	1:46.382	28.106	38.082	40.194	232.3	12:34.490
8	1:45.702	27.168	37.965	40.569	248.8	14:20.192
9	1:46.045	27.364	38.213	40.468	247.7	16:06.237
10	1:46.237	27.418	38.359	40.460	247.1	17:52.474
11	1:45.781	27.261	38.238	40.282	244.9	19:38.255
12	1:45.547	27.188	38.043	40.316	244.3	21:23.802
13	1:46.130	27.351	38.293	40.486	244.9	23:09.932
14	1:46.229	27.558	38.324	40.347	243.8	24:56.161
15	1:45.952	27.608	37.956	40.388	244.3	26:42.113
16	1:46.035	27.457	38.401	40.177	244.3	28:28.148
17	1:46.045	27.542	38.107	40.396	244.3	30:14.193


Vlt.	Tiempo	Sector 1	Sector 2	Sector 3	Km/h	T. Sesión
1	1:54.526	35.329	38.841	40.356		1:54.526
2	1:44.913	27.016	37.896	40.001	242.2	3:39.439
3	1:45.330	27.075	38.167	40.088	242.7	5:24.769
4	1:45.435	27.010	38.123	40.302	243.2	7:10.204
5	1:44.963	26.966	37.888	40.109	243.2	8:55.167
6	1:45.244	27.325	37.910	40.009	240.0	10:40.411
7	1:45.271	27.191	37.843	40.237	241.6	12:25.682
8	1:45.479	27.164	37.984	40.331	242.2	14:11.161
9	1:45.424	27.302	37.938	40.184	241.1	15:56.585
10	1:46.147	27.452	38.060	40.635	235.8	17:42.732
11	1:46.122	27.315	38.131	40.676	240.0	19:28.854
12	1:45.837	27.557	38.093	40.187	230.8	21:14.691
13	1:45.437	27.162	37.967	40.308	241.1	23:00.128
14	1:44.994	27.016	38.069	39.909	242.2	24:45.122
15	1:45.796	27.362	38.253	40.181	238.9	26:30.918
16	1:45.869	27.353	38.270	40.246	241.1	28:16.787
17	1:45.887	27.463	38.184	40.240	240.5	30:02.674

Mejor Personal Mejor de la sesión Cruzando la línea de meta por el pit lane.

Vlt.	Tiempo	Sector 1	Sector 2	Sector 3	Km/h	T. Sesión
1	1:59.985	38.510	40.112	41.363	203.4	1:59.985
2	1:47.910	28.161	38.649	41.100	243.8	3:47.895
3	1:47.463	27.634	38.530	41.299	241.6	5:35.358
4	1:47.546	27.800	38.631	41.115	240.5	7:22.904
5	1:48.094	27.900	38.959	41.235	241.1	9:10.998
6	1:47.824	27.818	38.820	41.186	240.5	10:58.822
7	1:49.882	28.720	39.622	41.540	241.6	12:48.704
8	1:48.957	28.307	38.937	41.713	241.1	14:37.661
9	1:49.107	28.266	39.036	41.805	239.5	16:26.768
10	1:50.219	28.517	39.597	42.105	237.9	18:16.987
11	1:49.694	28.249	39.409	42.036	237.4	20:06.681
12	1:48.961	28.327	39.133	41.501	235.3	21:55.642
13	1:49.217	28.392	39.055	41.770	236.3	23:44.859
14	1:47.723	27.952	38.593	41.178	236.8	25:32.582
15	1:48.964	28.197	39.133	41.634	236.3	27:21.546
16	1:49.698	28.491	39.186	42.021	236.3	29:11.244
17	1:52.020	28.455	39.536	44.029	234.3	31:03.264

Vlt.	Tiempo	Sector 1	Sector 2	Sector 3	Km/h	T. Sesión
1	1:52.196	34.525	38.113	39.558		1:52.196
2	1:45.812	26.763	39.403	39.646	249.4	3:38.008
3	1:46.202	28.273	37.853	40.076	252.3	5:24.210
4	1:43.841	26.678	37.645	39.518	243.2	7:08.051
5	1:43.674	26.585	37.570	39.519	248.3	8:51.725
6	1:44.557	27.207	37.630	39.720	236.3	10:36.282
7	1:44.183	26.988	37.573	39.622	246.0	12:20.465
8	1:44.623	26.868	38.102	39.653	233.8	14:05.088
9	1:43.556	26.562	37.501	39.493	247.7	15:48.644
10	1:44.185	27.092	37.564	39.529	235.8	17:32.829
11	1:43.861	26.849	37.474	39.538	244.9	19:16.690
12	1:44.124	26.777	37.580	39.767	233.3	21:00.814
13	1:43.328	26.541	37.351	39.436	248.8	22:44.142
14	1:43.542	26.580	37.560	39.402	243.2	24:27.684
15	1:44.318	26.711	37.847	39.760	246.0	26:12.002
16	1:43.706	26.731	37.523	39.452	242.2	27:55.708
17	1:44.350	26.644	37.749	39.957	243.2	29:40.058

Vlt.	Tiempo	Sector 1	Sector 2	Sector 3	Km/h	T. Sesión
1	1:58.399	38.005	39.806	40.588	200.4	1:58.399
2	1:47.028	27.624	38.900	40.504	243.8	3:45.427
3	1:46.300	27.545	38.404	40.351	238.4	5:31.727
4	1:49.105	29.947	38.650	40.508	244.9	7:20.832
5	1:48.917	27.755	40.319	40.843	238.9	9:09.749
6	1:47.252	27.755	38.904	40.593	240.5	10:57.001
7	1:48.259	28.530	39.189	40.540	240.5	12:45.260
8	1:47.819	28.079	38.875	40.865	241.1	14:33.079
9	1:47.216	27.908	38.690	40.618	239.5	16:20.295
10	1:48.951	28.454	39.137	41.360	232.8	18:09.246
11	1:49.469	28.798	39.648	41.023	229.8	19:58.715
12	1:48.604	28.610	39.134	40.860	235.8	21:47.319
13	1:49.635	29.328	39.201	41.106	219.1	23:36.954
14	1:49.155	28.525	39.425	41.205	231.3	25:26.109



Superstock/Open600

RFME Cto. España Velocidad Navarra 2017

Carrera

Vuelta a vuelta

Mejor Personal Mejor de la sesión B Cruzando la línea de meta por el pit lane.

Vlt.	Tiempo	Sector 1	Sector 2	Sector 3	Km/h	T. Sesión
15	1:48.377	28.801	38.775	40.801	226.9	27:14.486
16	1:50.681	28.318	41.393	40.970	234.8	29:05.167
17	1:51.357	29.048	40.155	42.154	229.8	30:56.524

39 Borja QUERO MARTINEZ ESP						
SAG-M.A.MOTOSPORT KAWASAKI KAWASAKI						
1	1:51.869	34.834	37.486	39.549		1:51.869
2	1:45.327	28.314	37.607	39.406	241.6	3:37.196
3	1:42.786	26.477	37.092	39.217	238.9	5:19.982
4	1:42.917	26.424	37.230	39.263	241.6	7:02.899
5	1:42.822	26.362	37.128	39.332	240.0	8:45.721
6	1:43.647	26.664	37.319	39.664	240.5	10:29.368
7	1:42.624	26.520	37.017	39.087	238.9	12:11.992

48 Joan DIAZ CORBELLA ESP						
D.C.R. RACING TEAM YAMAHA						
1	1:58.794	37.751	40.440	40.603		1:58.794
2	1:46.356	27.333	38.567	40.456	246.6	3:45.150
3	1:46.004	27.322	38.337	40.345	247.7	5:31.154
4	1:45.792	27.142	38.493	40.157	245.5	7:16.946
5	1:46.425	27.484	38.923	40.018	246.0	9:03.371
6	1:46.235	27.250	38.897	40.088	246.6	10:49.606
7	1:45.759	27.124	38.521	40.114	246.0	12:35.365
8	1:45.612	27.002	38.343	40.267	247.1	14:20.977
9	1:46.012	27.233	38.248	40.531	240.0	16:06.989
10	1:46.232	27.071	38.750	40.411	244.9	17:53.221
11	1:46.052	27.525	38.307	40.220	244.9	19:39.273
12	1:45.905	27.072	38.647	40.186	243.2	21:25.178
13	1:45.715	27.206	38.096	40.413	243.2	23:10.893
14	1:46.211	27.264	38.592	40.355	238.9	24:57.104
15	1:45.922	27.217	38.390	40.315	238.4	26:43.026
16	1:46.120	27.096	38.809	40.215	243.8	28:29.146
17	1:46.317	27.289	38.535	40.493	239.5	30:15.463

65 Carlos GARCIA BENITO ESP						
EMS COMPETICION YAMAHA						
1	1:54.986	35.849	38.865	40.272		1:54.986


67 Roman FISCHER SUI						
PINAMOTO RS KAWASAKI						
1	1:54.796	35.104	39.251	40.441		1:54.796
2	1:45.255	27.060	38.117	40.078	242.7	3:40.051
3	1:45.402	26.984	38.340	40.078	241.1	5:25.453
4	1:45.026	26.978	37.918	40.130	239.5	7:10.479
5	1:45.039	26.997	38.027	40.015	243.8	8:55.518
6	1:45.808	27.182	38.444	40.182	238.9	10:41.326
7	1:45.362	27.114	38.023	40.225	240.0	12:26.688
8	1:45.952	27.116	38.167	40.669	236.8	14:12.640
9	1:45.531	27.200	37.981	40.350	240.5	15:58.171
10	1:45.630	27.280	38.268	40.082	242.2	17:43.801
11	1:45.093	26.844	38.162	40.087	242.2	19:28.894
12	1:45.094	27.108	37.975	40.011	235.8	21:13.988
13	1:45.637	27.254	38.145	40.238	235.8	22:59.625
14	1:45.274	27.186	37.967	40.121	236.8	24:44.899
15	1:45.379	27.219	38.099	40.061	235.8	26:30.278
16	1:45.444	27.289	38.070	40.085	236.3	28:15.722

Vlt.	Tiempo	Sector 1	Sector 2	Sector 3	Km/h	T. Sesión
17	1:45.598	27.193	38.032	40.373	236.3	30:01.320

69 Javier ORELLANA MALLOY ESP						
TACK KAWASAKI KAWASAKI						
1	1:48.953	32.591	37.099	39.263		1:48.953
2	1:42.535	26.324	37.042	39.169	245.5	3:31.488
3	1:42.517	26.258	36.974	39.285	245.5	5:14.005
4	1:42.318	26.197	36.913	39.208	244.9	6:56.323
5	1:42.310	26.282	36.856	39.172	246.0	8:38.633
6	1:42.456	26.307	36.913	39.236	246.6	10:21.089
7	1:42.362	26.349	36.927	39.086	246.6	12:03.451
8	1:42.687	26.355	37.118	39.214	246.0	13:46.138
9	1:42.789	26.312	37.165	39.312	246.6	15:28.927
10	1:43.181	26.555	37.195	39.431	246.6	17:12.108
11	1:43.540	26.580	37.433	39.527	243.8	18:55.648
12	1:43.416	26.515	37.474	39.427	244.9	20:39.064
13	1:43.391	26.815	37.148	39.428	236.8	22:22.455
14	1:43.405	26.451	37.403	39.551	245.5	24:05.860
15	1:44.369	27.107	37.495	39.767	238.4	25:50.229
16	1:43.681	26.831	37.379	39.471	249.4	27:33.910
17	1:44.113	26.288	37.989	39.836	247.7	29:18.023

70 Marc ALCOBA ESPI ESP						
TEAM TORRENTÓ YAMAHA						
1	1:49.595	32.813	37.370	39.412		1:49.595
2	1:42.876	26.402	37.118	39.356	247.7	3:32.471
3	1:43.690	26.468	37.314	39.908	248.3	5:16.161
4	1:42.772	26.653	36.946	39.173	247.1	6:58.933
5	1:42.747	26.301	37.072	39.374	248.8	8:41.680
6	1:42.690	26.315	36.983	39.392	246.6	10:24.370
7	1:42.932	26.485	37.024	39.423	248.8	12:07.302
8	1:43.017	26.522	37.058	39.437	244.9	13:50.319
9	1:43.202	26.423	37.187	39.592	245.5	15:33.521
10	1:43.405	26.533	37.211	39.661	245.5	17:16.926
11	1:43.413	26.659	37.302	39.452	243.2	19:00.339
12	1:43.282	26.525	37.227	39.530	244.9	20:43.621
13	1:43.430	26.602	37.214	39.614	243.8	22:27.051
14	1:43.425	26.631	37.239	39.555	242.7	24:10.476
15	1:43.295	26.566	37.176	39.553	243.2	25:53.771
16	1:43.859	26.722	37.532	39.605	244.9	27:37.630
17	1:44.688	26.791	37.915	39.982	243.2	29:22.318

73 Andoitz BONILLA PORRAS ESP						
MDR COSSACKS FLYGROUP YAMAHA						
1	1:59.155	38.232	40.139	40.784	187.5	1:59.155
2	1:46.733	27.282	38.764	40.687	243.2	3:45.888
3	1:46.367	27.346	38.712	40.309	243.2	5:32.255
4	1:45.983	27.252	38.462	40.269	243.2	7:18.238
5	1:45.787	27.224	38.384	40.179	241.1	9:04.025
6	1:46.252	27.556	38.386	40.310	242.7	10:50.277
7	1:46.108	27.346	38.419	40.343	242.2	12:36.385
8	1:46.058	27.090	38.256	40.712	242.7	14:22.443
9	1:45.731	27.216	38.140	40.375	239.5	16:08.174
10	1:46.109	27.472	38.182	40.455	241.1	17:54.283
11	1:45.653	27.365	38.150	40.138	239.5	19:39.936
12	1:45.764	27.088	38.356	40.320	240.5	21:25.700



Superstock/Open600

RFME Cto. España Velocidad Navarra 2017

Carrera

Vuelta a vuelta

Mejor Personal Mejor de la sesión B Cruzando la línea de meta por el pit lane.

Vlt.	Tiempo	Sector 1	Sector 2	Sector 3	Km/h	T. Sesión
13	1:46.541	27.356	38.530	40.655	241.1	23:12.241
14	1:46.861	27.394	38.744	40.723	237.9	24:59.102
15	1:47.042	27.672	38.559	40.811	235.3	26:46.144
16	1:48.821	28.263	39.218	41.340	231.3	28:34.965
17	1:48.846	28.320	39.192	41.334	226.4	30:23.811

Vlt.	Tiempo	Sector 1	Sector 2	Sector 3	Km/h	T. Sesión
14	1:45.224	27.154	37.860	40.210	242.7	24:42.218
15	1:45.490	27.308	37.974	40.208	238.9	26:27.708
16	1:45.673	27.231	38.065	40.377	241.1	28:13.381
17	1:46.421	27.408	38.303	40.710	239.5	29:59.802

76		Diego PEREZ ZUASTI		ESP	
EMS COMPETICIÓN				KAWASAKI	
1	1:51.433	34.156	37.706	39.571	1:51.433
2	1:43.129	26.510	37.372	39.247	3:34.562
3	1:44.162	27.123	37.591	39.448	238.4
4	1:42.973	26.463	37.144	39.366	247.1
5	1:43.225	26.484	37.183	39.558	248.8
6	1:43.248	26.589	37.388	39.271	241.6
7	1:43.191	26.566	37.279	39.346	249.4
8	1:42.962	26.487	37.158	39.317	251.2
9	1:43.840	26.395	37.819	39.626	246.6
10	1:43.144	26.486	37.234	39.424	250.0
11	1:43.052	26.413	37.355	39.284	248.3
12	1:43.282	26.498	37.310	39.474	247.7

82		Elena ROSELL ARAGON		ESP	
ETG RACING-MOTODES				KAWASAKI	
1	1:53.104	34.710	38.438	39.956	1:53.104
2	1:44.776	26.854	38.186	39.736	247.1
3	1:44.762	27.095	37.838	39.829	246.0
4	1:44.625	26.903	37.890	39.832	243.8
5	1:44.284	26.909	37.597	39.778	243.2
6	1:44.540	27.141	37.676	39.723	244.3
7	1:44.209	26.899	37.620	39.690	244.9
8	1:43.951	26.743	37.504	39.704	244.9
9	1:44.228	26.905	37.358	39.965	244.3
10	1:44.102	26.913	37.499	39.690	245.5
11	1:43.931	26.690	37.560	39.681	242.2
12	1:44.178	26.725	37.617	39.836	242.2
13	1:44.765	27.077	37.752	39.936	233.3
14	1:44.215	26.912	37.546	39.757	243.8
15	1:44.300	26.841	37.691	39.768	241.1
16	1:46.130	27.307	38.226	40.597	244.3
17	1:46.175	27.584	38.177	40.414	232.3

77		Miquel PONS PAYERAS		ESP	
H43 TEAM				KAWASAKI	
1	1:51.162	34.050	37.562	39.550	1:51.162
2	1:43.143	26.643	37.192	39.308	245.5
3	1:43.880	27.157	37.402	39.321	240.5
4	1:43.236	26.581	37.155	39.500	243.8
5	1:43.308	26.619	37.304	39.385	242.2
6	1:43.184	26.655	37.230	39.299	242.2
7	1:43.185	26.710	37.154	39.321	240.5
8	1:42.999	26.552	37.136	39.311	242.2
9	1:43.416	26.544	37.450	39.422	241.6
10	1:43.329	26.628	37.198	39.503	241.6
11	1:43.385	26.631	37.268	39.486	241.1
12	1:43.580	26.776	37.362	39.442	239.5
13	1:43.486	26.730	37.230	39.526	244.9
14	1:43.601	26.610	37.293	39.698	241.6
15	1:43.404	26.698	37.247	39.459	242.2
16	1:43.687	26.746	37.264	39.677	241.1
17	1:44.119	26.836	37.594	39.689	240.5

85		Pedro Nuno ROMERO		POR	
TEAM WIMU YAMAHA				YAMAHA	
1	1:54.071	35.243	38.510	40.318	1:54.071
2	1:44.893	26.880	37.924	40.089	248.8
3	1:45.207	27.042	37.912	40.253	248.8
4	1:45.668	27.154	38.321	40.193	250.6
5	1:45.407	26.939	38.063	40.405	247.1
6	1:45.481	27.008	38.418	40.055	246.0
7	1:45.990	27.226	38.011	40.753	250.6
8	1:45.327	26.902	38.123	40.302	251.7
9	1:45.542	27.091	38.195	40.256	250.0
10	1:46.644	27.318	39.034	40.292	248.3
11	1:45.342	26.948	38.305	40.089	250.0
12	1:45.347	27.110	38.175	40.062	250.6
13	1:45.402	27.226	38.056	40.120	251.7
14	1:45.282	27.146	38.033	40.103	252.9
15	1:45.830	27.175	38.361	40.294	247.7
16	1:45.620	26.983	38.378	40.259	248.8
17	1:45.994	27.305	38.341	40.348	249.4

79		Aitor GARCIA CARRERO		ESP	
DOSANMOTOR PRO RACING				YAMAHA	
1	1:55.534	35.582	39.491	40.461	1:55.534
2	1:45.925	27.474	38.329	40.122	245.5
3	1:44.807	26.931	37.964	39.912	242.7
4	1:44.897	26.956	37.888	40.053	244.3
5	1:44.760	26.931	37.930	39.899	244.3
6	1:45.109	27.031	37.997	40.081	247.7
7	1:45.312	27.156	38.034	40.122	246.6
8	1:44.986	26.884	37.848	40.254	243.8
9	1:45.338	27.279	37.997	40.062	243.2
10	1:44.673	26.814	37.741	40.118	244.9
11	1:44.832	27.024	37.822	39.986	239.5
12	1:45.426	27.065	38.320	40.041	241.1
13	1:45.395	27.120	37.871	40.404	240.0

89		Christian PALOMARES VILAR		ESP	
AUTOS ARROYO PASTRANA RACING TEAM				YAMAHA	
1	1:50.588	33.227	37.651	39.710	1:50.588
2	1:43.697	26.584	37.525	39.588	243.8
3	1:44.817	27.283	37.910	39.624	243.8
4	1:43.160	26.294	37.415	39.451	246.0
5	1:43.546	26.391	37.308	39.847	244.9
6	1:44.368	26.423	37.206	40.739	248.8
7	1:43.161	26.426	37.277	39.458	245.5
8	1:43.652	26.292	37.177	40.183	244.3
9	1:42.903	26.136	37.336	39.431	244.3



Superstock/Open600

RFME Cto. España Velocidad Navarra 2017

Carrera


Vuelta a vuelta

■ Mejor Personal
 ■ Mejor de la sesión
 ■ B Cruzando la línea de meta por el pit lane.

Vlt.	Tiempo	Sector 1	Sector 2	Sector 3	Km/h	T. Sesión	Vlt.	Tiempo	Sector 1	Sector 2	Sector 3	Km/h	T. Sesión
10	2:40.488	26.334	37.179	1:36.975	245.5	18:20.380							

Vlt.	Tiempo	Sector 1	Sector 2	Sector 3	Km/h	T. Sesión	91 Aleix AULESTIA DALMASES	
							ESP	KAWASAKI
BASOLÍ COMPETICIÓN-OSBORNE & CLARKE								
1	1:51.574	33.604	37.827	40.143		1:51.574		
2	1:43.910	26.699	37.604	39.607	245.5	3:35.484		
3	1:44.129	26.890	37.587	39.652	241.1	5:19.613		
4	1:44.297	26.575	37.883	39.839	243.2	7:03.910		
5	1:44.325	26.825	37.499	40.001	242.2	8:48.235		
6	1:44.012	27.052	37.482	39.478	241.1	10:32.247		
7	1:44.055	26.906	37.503	39.646	242.2	12:16.302		
8	1:44.147	26.797	37.571	39.779	242.7	14:00.449		
9	1:44.051	26.769	37.581	39.701	242.2	15:44.500		
10	1:44.051	27.018	37.394	39.639	240.5	17:28.551		
11	1:44.856	27.121	37.702	40.033	238.4	19:13.407		
12	1:44.572	26.931	37.931	39.710	237.4	20:57.979		
13	1:44.617	26.897	37.715	40.005	236.8	22:42.596		
14	1:44.422	26.985	37.756	39.681	236.8	24:27.018		
15	1:44.890	27.167	37.853	39.870	237.9	26:11.908		
16	1:45.184	27.267	37.991	39.926	233.8	27:57.092		
17	1:45.703	27.223	37.997	40.483	237.9	29:42.795		

Vlt.	Tiempo	Sector 1	Sector 2	Sector 3	Km/h	T. Sesión	95 Miguel GARCIA GUTIERREZ	
							ESP	YAMAHA
MDR COSSACKS-FLYGROUP								
1	1:57.568	37.364	39.573	40.631		1:57.568		
2	1:47.325	27.550	38.751	41.024	244.3	3:44.893		
3	1:45.499	27.266	38.102	40.131	245.5	5:30.392		
4	1:45.544	27.296	37.845	40.403	240.5	7:15.936		
5	1:46.070	27.718	38.139	40.213	234.8	9:02.006		
6	1:46.072	28.130	37.988	39.954	244.9	10:48.078		
7	1:44.748	27.031	37.624	40.093	240.0	12:32.826		
8	1:44.921	27.067	37.772	40.082	243.8	14:17.747		
9	1:45.435	27.275	38.081	40.079	244.3	16:03.182		
10	1:45.829	27.707	37.944	40.178	241.6	17:49.011		
11	1:44.971	27.316	37.778	39.877	238.9	19:33.982		
12	1:44.619	27.080	37.697	39.842	240.5	21:18.601		
13	1:44.809	27.095	37.748	39.966	241.1	23:03.410		
14	1:44.878	27.048	37.773	40.057	241.6	24:48.288		
15	1:45.135	27.059	37.944	40.132	241.6	26:33.423		
16	1:45.190	27.119	38.072	39.999	244.9	28:18.613		
17	1:45.480	26.928	38.408	40.144	243.8	30:04.093		


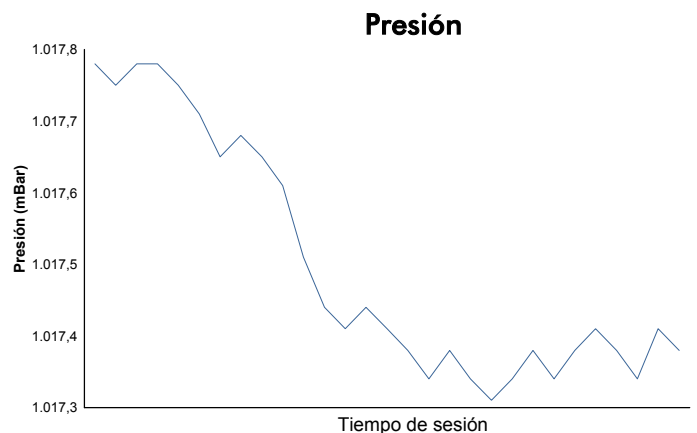
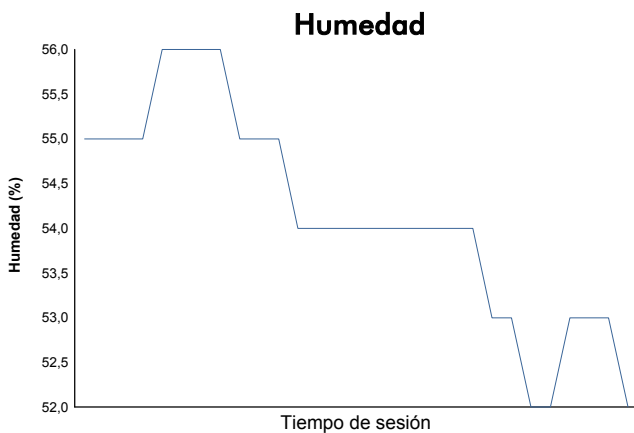
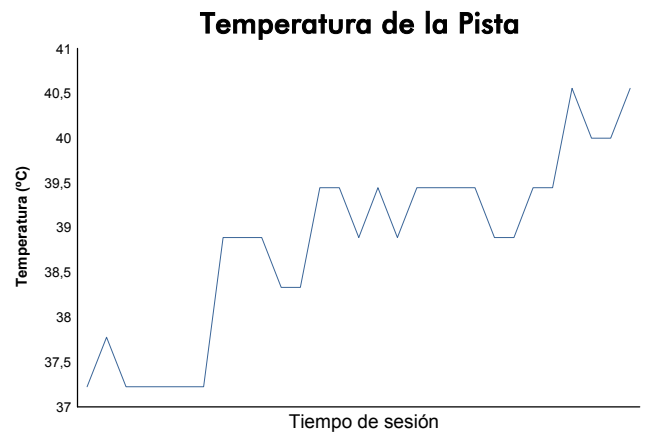
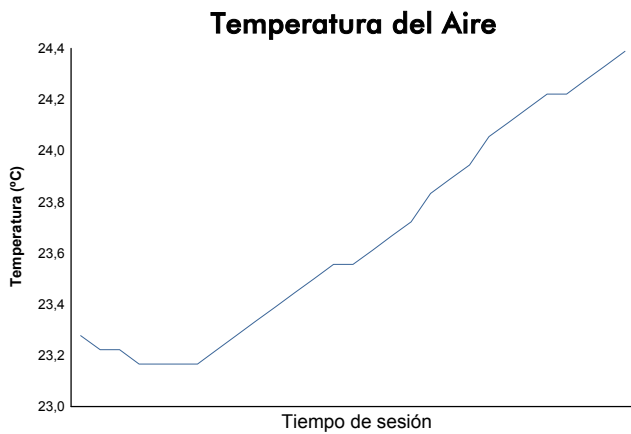


RFME Cto. España Velocidad Navarra 2017

Superstock/Open600


Carrera

Informe meteorológico



Estado de la pista:

SECO




Superstock/Open600

RFME Cto. España Velocidad Navarra 2017

Carrera

Mejores Velocidades Máximas

Piloto	Equipo		V.Max 1		V.Max 2		V. Max 3		V. Max 4		V.Max 5		Pro
			Km/h	Vlt.	Km/h	Vlt.	Km/h	Vlt.	Km/h	Vlt.	Km/h	Vlt.	
85 Pedro Nuno ROMERO	TEAM WIMU YAMAHA	Stick	252.9	14	251.7	13	251.7	8	250.6	4	250.6	12	251,5
26 Daniel SAEZ GUTIERREZ	MOTOS CLASICAS JISAEZ TEAM	Stick	252.3	3	249.4	2	248.8	13	248.3	5	247.7	9	249,3
76 Diego PEREZ ZUASTI	EMS COMPETICIÓN	Stick	251.2	8	250.0	10	249.4	7	249.4	2	248.8	5	249,8
16 Julio David PALAO MUÑOZ	TEAM JDRACER	Open	251.2	9	249.4	16	249.4	8	248.8	10	247.7	15	249,3
4 Juan Antonio BELLVER GARCIA	TEAM TORRENTÓ	Stick	250.6	4	250.6	14	250.0	9	250.0	3	248.8	16	250,0
14 Hector GARZO VICENT	TEAM WIMU YAMAHA	Stick	250.0	10	250.0	15	248.8	9	248.8	3	248.3	11	249,2
69 Javier ORELLANA MALLOY	TACK KAWASAKI	Stick	249.4	16	247.7	17	246.6	10	246.6	9	246.6	7	247,4
19 Paul DUFOUR	JEG RACING	Stick	248.8	8	247.7	9	247.7	2	247.7	3	247.1	5	247,8
89 Christian PALOMARES VILAR	AUTOS ARROYO PASTRANA RACING TEAM	Stick	248.8	6	246.0	4	245.5	7	245.5	10	244.9	5	246,1
70 Marc ALCOBA ESPI	TEAM TORRENTÓ	Stick	248.8	7	248.8	5	248.3	3	247.7	2	247.1	4	248,1
79 Aitor GARCIA CARRERO	DOSANMOTOR PRO RACING	Open	247.7	6	246.6	7	245.5	2	244.9	10	244.3	4	245,8
48 Joan DIAZ CORBELLA	D.C.R. RACING TEAM	Stick	247.7	3	247.1	8	246.6	6	246.6	2	246.0	7	246,8
82 Elena ROSELL ARAGON	ETG RACING-MOTODES	Stick	247.1	2	246.0	3	245.5	10	244.9	8	244.9	7	245,7
77 Miquel PONS PAYERAS	H43 TEAM	Stick	245.5	2	244.9	13	243.8	4	242.2	8	242.2	15	243,7
91 Aleix AULESTIA DALMASES	BASOLÍ COMPETICIÓN-OSBORNE & CLARKE	Stick	245.5	2	243.2	4	242.7	8	242.2	9	242.2	5	243,2
95 Miguel GARCIA GUTIERREZ	MDRCOSSACKS-FLYGROUP	Open	245.5	3	244.9	16	244.9	6	244.3	9	244.3	2	244,8
7 Diego CARBO ESCRIBA DE ROMANI	STRATOS	Stick	245.5	2	244.3	7	244.3	8	243.8	9	243.8	6	244,3
29 Luis Manuel POMARES MARTINEZ	PINAMOTO RS	Open	244.9	4	243.8	2	241.1	8	240.5	7	240.5	6	242,2
67 Roman FISCHER	PINAMOTO RS	Stick	243.8	5	242.7	2	242.2	11	242.2	10	241.1	3	242,4
24 Said DAHAN ACEITUNO	AMRCOMPETICION	Stick	243.8	2	241.6	3	241.6	7	241.1	8	241.1	5	241,8
23 Loic ARBEL	SAG-M.A.MOTOSPORT KAWASAKI	Stick	243.2	4	243.2	5	242.7	3	242.2	2	242.2	14	242,7
8 Alejandro CÁNOVAS MARCOS	BST - NEW PROJECT	Stick	243.2	2	242.2	5	241.6	7	241.6	10	241.6	8	242,0
73 Andoitz BONILLA PORRAS	MDR COSSACKS FLYGROUP	Open	243.2	2	243.2	3	243.2	4	242.7	8	242.7	6	243,0
39 Borja QUERO MARTINEZ	SAG-M.A.MOTOSPORT KAWASAKI	Stick	241.6	2	241.6	4	240.5	6	240.0	5	238.9	3	240,5
11 Ricardo SORIANO FORTEA	TEAM MORGAN - FMT	Open	241.1	2	239.5	3	238.9	5	238.4	9	238.4	8	239,3
12 Rogelio LORENTE CALLE	TST RACING	Stick	234.8	4	234.3	3	233.8	6	232.8	2	232.8	5	233,7
65 Carlos GARCIA BENITO	EMS COMPETICION	Open											



Superstock/Open600

RFME Cto. España Velocidad Navarra 2017

Carrera

Vuelta a vuelta

■ Mejor Personal
 ■ Mejor de la sesión
 ■ Cruzando la línea de meta por el pit lane.

Vlt.	Tiempo	Sector 1	Sector 2	Sector 3	Km/h	T. Sesión
4	Juan Antonio BELLVER GARCIA TEAM TORRENTÓ					ESP YAMAHA
1	1:55.880	36.244	39.099	40.537		1:55.880
2	1:47.251	27.268	39.987	39.996	248.8	3:43.131
3	1:45.324	27.413	37.802	40.109	250.0	5:28.455
4	1:45.367	27.073	38.037	40.257	250.6	7:13.822
5	1:45.937	27.699	38.219	40.019	244.9	8:59.759
6	1:44.981	27.252	37.639	40.090	247.1	10:44.740
7	1:44.864	26.994	37.799	40.071	247.1	12:29.604
8	1:45.410	27.114	38.092	40.204	248.8	14:15.014
9	1:45.098	27.094	37.680	40.324	250.0	16:00.112
10	1:44.875	27.116	37.851	39.908	248.3	17:44.987
11	1:44.804	26.891	37.823	40.090	248.8	19:29.791
12	1:45.963	27.403	38.349	40.211	243.2	21:15.754
13	1:44.947	27.092	37.905	39.950	247.7	23:00.701
14	1:45.498	27.242	38.057	40.199	250.6	24:46.199
15	1:45.918	27.191	38.005	40.722	248.3	26:32.117
16	1:45.534	27.357	37.824	40.353	248.8	28:17.651
17	1:45.557	27.274	37.979	40.304	248.8	30:03.208

Vlt.	Tiempo	Sector 1	Sector 2	Sector 3	Km/h	T. Sesión
7	Diego CARBO ESCRIVA DE ROMANI STRATOS					ESP YAMAHA
1	1:56.715	36.824	39.400	40.491		1:56.715
2	1:47.626	27.548	39.362	40.716	245.5	3:44.341
3	1:46.024	27.071	38.152	40.801	242.2	5:30.365
4	1:46.137	27.625	38.305	40.207	227.4	7:16.502
5	1:46.565	27.717	38.706	40.142	242.2	9:03.067
6	1:46.146	27.400	38.576	40.170	243.8	10:49.213
7	1:45.825	27.220	38.400	40.205	244.3	12:35.038
8	1:45.762	27.030	38.104	40.628	244.3	14:20.800
9	1:45.631	27.082	38.246	40.303	243.8	16:06.431
10	1:46.348	27.409	38.480	40.459	243.2	17:52.779
11	1:45.891	27.225	38.515	40.151	242.7	19:38.670
12	1:45.921	27.275	38.340	40.306	242.7	21:24.591
13	1:45.723	27.113	38.137	40.473	240.5	23:10.314
14	1:46.417	27.587	38.395	40.435	240.0	24:56.731
15	1:45.661	27.283	38.191	40.187	235.8	26:42.392
16	1:46.181	27.309	38.672	40.200	239.5	28:28.573
17	1:46.369	27.319	38.508	40.542	236.8	30:14.942

Vlt.	Tiempo	Sector 1	Sector 2	Sector 3	Km/h	T. Sesión
8	Alejandro CANOVAS MARCOS BST - NEW PROJECT					ESP KAWASAKI
1	1:56.151	36.440	39.076	40.635		1:56.151
2	1:46.183	27.589	38.371	40.223	243.2	3:42.334
3	1:45.613	27.438	38.040	40.135	234.3	5:27.947
4	1:45.509	27.371	38.011	40.127	241.1	7:13.456
5	1:46.232	27.917	38.162	40.153	242.2	8:59.688
6	1:45.748	27.593	38.016	40.139	236.3	10:45.436
7	1:45.849	27.443	38.213	40.193	241.6	12:31.285
8	1:45.947	27.507	38.157	40.283	241.6	14:17.232
9	1:45.749	27.477	38.081	40.191	240.0	16:02.981
10	1:45.769	27.529	38.034	40.206	241.6	17:48.750
11	1:45.786	27.793	37.985	40.008	239.5	19:34.536
12	1:45.539	27.398	38.082	40.059	239.5	21:20.075
13	1:45.453	27.400	38.028	40.025	240.5	23:05.528
14	1:45.509	27.391	38.011	40.107	238.9	24:51.037

Vlt.	Tiempo	Sector 1	Sector 2	Sector 3	Km/h	T. Sesión
15	1:45.560	27.452	37.985	40.123	240.0	26:36.597
16	1:45.801	27.530	38.198	40.073	240.0	28:22.398
17	1:46.255	27.582	38.433	40.240	236.8	30:08.653

Vlt.	Tiempo	Sector 1	Sector 2	Sector 3	Km/h	T. Sesión
11	Ricardo SORIANO FORTEA TEAM MORGAN - FMT					ESP YAMAHA
1	2:01.569	39.136	40.580	41.853	190.1	2:01.569
2	1:49.352	28.055	39.632	41.665	241.1	3:50.921
3	1:49.786	28.254	39.878	41.654	239.5	5:40.707
4	1:49.404	28.246	39.649	41.509	237.9	7:30.111
5	1:49.262	28.321	39.562	41.379	238.9	9:19.373
6	1:49.857	28.354	39.521	41.982	237.9	11:09.230
7	1:49.154	28.266	39.210	41.678	236.8	12:58.384
8	1:48.814	27.978	39.320	41.516	238.4	14:47.198
9	1:48.355	28.022	39.378	40.955	238.4	16:35.553
10	1:49.002	28.063	39.531	41.408	237.4	18:24.555
11	1:48.548	28.131	39.142	41.275	238.4	20:13.103
12	1:48.670	28.152	39.073	41.445	236.8	22:01.773
13	1:48.643	28.033	39.280	41.330	236.8	23:50.416
14	1:48.697	28.331	39.120	41.246	237.4	25:39.113
15	1:48.390	28.203	39.096	41.091	234.8	27:27.503
16	2:01.796	28.035	52.407	41.354	236.3	29:29.299

Vlt.	Tiempo	Sector 1	Sector 2	Sector 3	Km/h	T. Sesión
12	Rogelio LORENTE CALLE TST RACING					ESP HONDA
1	1:57.641	37.571	39.614	40.456		1:57.641
2	1:47.003	27.783	38.731	40.489	232.8	3:44.644
3	1:45.428	27.232	38.109	40.087	234.3	5:30.072
4	1:45.993	27.514	38.279	40.200	234.8	7:16.065
5	1:46.308	27.987	38.036	40.285	232.8	9:02.373
6	1:45.982	27.950	38.122	39.910	233.8	10:48.355
7	1:45.630	27.652	37.806	40.172	228.8	12:33.985

Vlt.	Tiempo	Sector 1	Sector 2	Sector 3	Km/h	T. Sesión
14	Hector GARZO VICENT TEAM WIMU YAMAHA					ESP YAMAHA
1	1:49.794	33.093	37.376	39.325		1:49.794
2	1:42.743	26.357	37.179	39.207	246.6	3:32.537
3	1:43.640	26.506	37.252	39.882	248.8	5:16.177
4	1:42.456	26.383	36.834	39.239	239.5	6:58.633
5	1:42.164	26.095	36.765	39.304	245.5	8:40.797
6	1:42.270	26.158	36.851	39.261	245.5	10:23.067
7	1:42.130	26.142	36.805	39.183	247.7	12:05.197
8	1:42.508	26.288	37.029	39.191	247.7	13:47.705
9	1:41.879	25.966	36.822	39.091	248.8	15:29.584
10	1:42.819	26.056	37.299	39.464	250.0	17:12.403
11	1:43.387	26.358	37.534	39.495	248.3	18:55.790
12	1:43.359	26.486	37.640	39.233	242.2	20:39.149
13	1:43.437	26.848	37.285	39.304	248.3	22:22.586
14	1:43.362	26.427	37.476	39.459	246.0	24:05.948
15	1:44.194	27.115	37.598	39.481	250.0	25:50.142
16	1:43.215	26.750	37.167	39.298	240.0	27:33.357
17	1:42.988	26.209	37.182	39.597	245.5	29:16.345

Vlt.	Tiempo	Sector 1	Sector 2	Sector 3	Km/h	T. Sesión
16	Julio David PALAO MUÑOZ TEAM JDRACER					ESP KAWASAKI
1	1:56.369	36.630	39.113	40.626		1:56.369



Superstock/Open600

RFME Cto. España Velocidad Navarra 2017

Carrera

Vuelta a vuelta

Mejor Personal Mejor de la sesión B Cruzando la línea de meta por el pit lane.

Vlt.	Tiempo	Sector 1	Sector 2	Sector 3	Km/h	T. Sesión
2	1:46.048	27.709	38.386	39.953	238.4	3:42.417
3	1:44.815	26.927	37.993	39.895	247.7	5:27.232
4	1:44.698	26.941	37.831	39.926	245.5	7:11.930
5	1:44.649	26.849	37.863	39.937	247.7	8:56.579
6	1:45.625	27.066	38.366	40.193	247.1	10:42.204
7	1:45.251	26.972	38.230	40.049	244.9	12:27.455
8	1:45.326	26.897	38.088	40.341	249.4	14:12.781
9	1:44.987	26.788	38.047	40.152	251.2	15:57.768
10	1:45.798	27.241	38.448	40.109	248.8	17:43.566
11	1:45.560	26.861	38.574	40.125	247.7	19:29.126
12	1:46.899	27.651	38.538	40.710	229.8	21:16.025
13	1:45.484	27.064	38.222	40.198	247.7	23:01.509
14	1:45.445	27.192	38.054	40.199	244.9	24:46.954
15	1:45.405	26.888	38.015	40.502	247.7	26:32.359
16	1:45.731	27.356	37.992	40.383	249.4	28:18.090
17	1:45.653	27.177	38.291	40.185	247.7	30:03.743


19 Paul DUFOUR FRA						
JEG RACING YAMAHA						
1	1:57.300	37.209	39.388	40.703		1:57.300
2	1:46.561	27.486	38.626	40.449	247.7	3:43.861
3	1:45.911	27.192	38.201	40.518	247.7	5:29.772
4	1:46.157	27.569	37.978	40.610	246.0	7:15.929
5	1:45.910	27.555	38.100	40.255	247.1	9:01.839
6	1:46.269	27.626	38.122	40.521	245.5	10:48.108
7	1:46.382	28.106	38.082	40.194	232.3	12:34.490
8	1:45.702	27.168	37.965	40.569	248.8	14:20.192
9	1:46.045	27.364	38.213	40.468	247.7	16:06.237
10	1:46.237	27.418	38.359	40.460	247.1	17:52.474
11	1:45.781	27.261	38.238	40.282	244.9	19:38.255
12	1:45.547	27.188	38.043	40.316	244.3	21:23.802
13	1:46.130	27.351	38.293	40.486	244.9	23:09.932
14	1:46.229	27.558	38.324	40.347	243.8	24:56.161
15	1:45.952	27.608	37.956	40.388	244.3	26:42.113
16	1:46.035	27.457	38.401	40.177	244.3	28:28.148
17	1:46.045	27.542	38.107	40.396	244.3	30:14.193

23 Loic ARBEL FRA						
SAG-M.A.MOTOSPORT KAWASAKI KAWASAKI						
1	1:54.526	35.329	38.841	40.356		1:54.526
2	1:44.913	27.016	37.896	40.001	242.2	3:39.439
3	1:45.330	27.075	38.167	40.088	242.7	5:24.769
4	1:45.435	27.010	38.123	40.302	243.2	7:10.204
5	1:44.963	26.966	37.888	40.109	243.2	8:55.167
6	1:45.244	27.325	37.910	40.009	240.0	10:40.411
7	1:45.271	27.191	37.843	40.237	241.6	12:25.682
8	1:45.479	27.164	37.984	40.331	242.2	14:11.161
9	1:45.424	27.302	37.938	40.184	241.1	15:56.585
10	1:46.147	27.452	38.060	40.635	235.8	17:42.732
11	1:46.122	27.315	38.131	40.676	240.0	19:28.854
12	1:45.837	27.557	38.093	40.187	230.8	21:14.691
13	1:45.437	27.162	37.967	40.308	241.1	23:00.128
14	1:44.994	27.016	38.069	39.909	242.2	24:45.122
15	1:45.796	27.362	38.253	40.181	238.9	26:30.918
16	1:45.869	27.353	38.270	40.246	241.1	28:16.787
17	1:45.887	27.463	38.184	40.240	240.5	30:02.674

24 Said DAHAN ACEITUNO MAR						
AMRCOMPETICION KAWASAKI						
1	1:59.985	38.510	40.112	41.363	203.4	1:59.985
2	1:47.910	28.161	38.649	41.100	243.8	3:47.895
3	1:47.463	27.634	38.530	41.299	241.6	5:35.358
4	1:47.546	27.800	38.631	41.115	240.5	7:22.904
5	1:48.094	27.900	38.959	41.235	241.1	9:10.998
6	1:47.824	27.818	38.820	41.186	240.5	10:58.822
7	1:49.882	28.720	39.622	41.540	241.6	12:48.704
8	1:48.957	28.307	38.937	41.713	241.1	14:37.661
9	1:49.107	28.266	39.036	41.805	239.5	16:26.768
10	1:50.219	28.517	39.597	42.105	237.9	18:16.987
11	1:49.694	28.249	39.409	42.036	237.4	20:06.681
12	1:48.961	28.327	39.133	41.501	235.3	21:55.642
13	1:49.217	28.392	39.055	41.770	236.3	23:44.859
14	1:47.723	27.952	38.593	41.178	236.8	25:32.582
15	1:48.964	28.197	39.133	41.634	236.3	27:21.546
16	1:49.698	28.491	39.186	42.021	236.3	29:11.244
17	1:52.020	28.455	39.536	44.029	234.3	31:03.264

26 Daniel SAEZ GUTIERREZ ESP						
MOTOS CLASICAS JISAEZ TEAM YAMAHA						
1	1:52.196	34.525	38.113	39.558		1:52.196
2	1:45.812	26.763	39.403	39.646	249.4	3:38.008
3	1:46.202	28.273	37.853	40.076	252.3	5:24.210
4	1:43.841	26.678	37.645	39.518	243.2	7:08.051
5	1:43.674	26.585	37.570	39.519	248.3	8:51.725
6	1:44.557	27.207	37.630	39.720	236.3	10:36.282
7	1:44.183	26.988	37.573	39.622	246.0	12:20.465
8	1:44.623	26.868	38.102	39.653	233.8	14:05.088
9	1:43.556	26.562	37.501	39.493	247.7	15:48.644
10	1:44.185	27.092	37.564	39.529	235.8	17:32.829
11	1:43.861	26.849	37.474	39.538	244.9	19:16.690
12	1:44.124	26.777	37.580	39.767	233.3	21:00.814
13	1:43.328	26.541	37.351	39.436	248.8	22:44.142
14	1:43.542	26.580	37.560	39.402	243.2	24:27.684
15	1:44.318	26.711	37.847	39.760	246.0	26:12.002
16	1:43.706	26.731	37.523	39.452	242.2	27:55.708
17	1:44.350	26.644	37.749	39.957	243.2	29:40.058

29 Luis Manuel POMARES MARTINEZ ESP						
PINAMOTO RS KAWASAKI						
1	1:58.399	38.005	39.806	40.588	200.4	1:58.399
2	1:47.028	27.624	38.900	40.504	243.8	3:45.427
3	1:46.300	27.545	38.404	40.351	238.4	5:31.727
4	1:49.105	29.947	38.650	40.508	244.9	7:20.832
5	1:48.917	27.755	40.319	40.843	238.9	9:09.749
6	1:47.252	27.755	38.904	40.593	240.5	10:57.001
7	1:48.259	28.530	39.189	40.540	240.5	12:45.260
8	1:47.819	28.079	38.875	40.865	241.1	14:33.079
9	1:47.216	27.908	38.690	40.618	239.5	16:20.295
10	1:48.951	28.454	39.137	41.360	232.8	18:09.246
11	1:49.469	28.798	39.648	41.023	229.8	19:58.715
12	1:48.604	28.610	39.134	40.860	235.8	21:47.319
13	1:49.635	29.328	39.201	41.106	219.1	23:36.954
14	1:49.155	28.525	39.425	41.205	231.3	25:26.109



Superstock/Open600

RFME Cto. España Velocidad Navarra 2017

Carrera

Vuelta a vuelta

■ Mejor Personal ■ Mejor de la sesión B Cruzando la línea de meta por el pit lane.

Vlt.	Tiempo	Sector 1	Sector 2	Sector 3	Km/h	T. Sesión	Vlt.	Tiempo	Sector 1	Sector 2	Sector 3	Km/h	T. Sesión
15	1:48.377	28.801	38.775	40.801	226.9	27:14.486	17	1:45.598	27.193	38.032	40.373	236.3	30:01.320
16	1:50.681	28.318	41.393	40.970	234.8	29:05.167							
17	1:51.357	29.048	40.155	42.154	229.8	30:56.524							

39 Borja QUERO MARTINEZ		ESP	
SAG-M.A.MOTOSPORT KAWASAKI		KAWASAKI	
1	1:51.869	34.834	37.486
2	1:45.327	28.314	37.607
3	1:42.786	26.477	37.092
4	1:42.917	26.424	37.230
5	1:42.822	26.362	37.128
6	1:43.647	26.664	37.319
7	1:42.624	26.520	37.017

48 Joan DIAZ CORBELLA		ESP	
D.C.R. RACING TEAM		YAMAHA	
1	1:58.794	37.751	40.440
2	1:46.356	27.333	38.567
3	1:46.004	27.322	38.337
4	1:45.792	27.142	38.493
5	1:46.425	27.484	38.923
6	1:46.235	27.250	38.897
7	1:45.759	27.124	38.521
8	1:45.612	27.002	38.343
9	1:46.012	27.233	38.248
10	1:46.232	27.071	38.750
11	1:46.052	27.525	38.307
12	1:45.905	27.072	38.647
13	1:45.715	27.206	38.096
14	1:46.211	27.264	38.592
15	1:45.922	27.217	38.390
16	1:46.120	27.096	38.809
17	1:46.317	27.289	38.535


65 Carlos GARCIA BENITO		ESP	
EMS COMPETICION		YAMAHA	
1	1:54.986	35.849	38.865
			40.272

67 Roman FISCHER		SUI	
PINAMOTO RS		KAWASAKI	
1	1:54.796	35.104	39.251
2	1:45.255	27.060	38.117
3	1:45.402	26.984	38.340
4	1:45.026	26.978	37.918
5	1:45.039	26.997	38.027
6	1:45.808	27.182	38.444
7	1:45.362	27.114	38.023
8	1:45.952	27.116	38.167
9	1:45.531	27.200	37.981
10	1:45.630	27.280	38.268
11	1:45.093	26.844	38.162
12	1:45.094	27.108	37.975
13	1:45.637	27.254	38.145
14	1:45.274	27.186	37.967
15	1:45.379	27.219	38.099
16	1:45.444	27.289	38.070

69 Javier ORELLANA MALLOY		ESP	
TACK KAWASAKI		KAWASAKI	
1	1:48.953	32.591	37.099
2	1:42.535	26.324	37.042
3	1:42.517	26.258	36.974
4	1:42.318	26.197	36.913
5	1:42.310	26.282	36.856
6	1:42.456	26.307	36.913
7	1:42.362	26.349	36.927
8	1:42.687	26.355	37.118
9	1:42.789	26.312	37.165
10	1:43.181	26.555	37.195
11	1:43.540	26.580	37.433
12	1:43.416	26.515	37.474
13	1:43.391	26.815	37.148
14	1:43.405	26.451	37.403
15	1:44.369	27.107	37.495
16	1:43.681	26.831	37.379
17	1:44.113	26.288	37.989

70 Marc ALCOBA ESPI		ESP	
TEAM TORRENTÓ		YAMAHA	
1	1:49.595	32.813	37.370
2	1:42.876	26.402	37.118
3	1:43.690	26.468	37.314
4	1:42.772	26.653	36.946
5	1:42.747	26.301	37.072
6	1:42.690	26.315	36.983
7	1:42.932	26.485	37.024
8	1:43.017	26.522	37.058
9	1:43.202	26.423	37.187
10	1:43.405	26.533	37.211
11	1:43.413	26.659	37.302
12	1:43.282	26.525	37.227
13	1:43.430	26.602	37.214
14	1:43.425	26.631	37.239
15	1:43.295	26.566	37.176
16	1:43.859	26.722	37.532
17	1:44.688	26.791	37.915

73 Andoitz BONILLA PORRAS		ESP	
MDR COSSACKS FLYGROUP		YAMAHA	
1	1:59.155	38.232	40.139
2	1:46.733	27.282	38.764
3	1:46.367	27.346	38.712
4	1:45.983	27.252	38.462
5	1:45.787	27.224	38.384
6	1:46.252	27.556	38.386
7	1:46.108	27.346	38.419
8	1:46.058	27.090	38.256
9	1:45.731	27.216	38.140
10	1:46.109	27.472	38.182
11	1:45.653	27.365	38.150
12	1:45.764	27.088	38.356



Superstock/Open600

RFME Cto. España Velocidad Navarra 2017

Carrera

Vuelta a vuelta

■ Mejor Personal
 ■ Mejor de la sesión
 ■ Cruzando la línea de meta por el pit lane.

Vlt.	Tiempo	Sector 1	Sector 2	Sector 3	Km/h	T. Sesión
13	1:46.541	27.356	38.530	40.655	241.1	23:12.241
14	1:46.861	27.394	38.744	40.723	237.9	24:59.102
15	1:47.042	27.672	38.559	40.811	235.3	26:46.144
16	1:48.821	28.263	39.218	41.340	231.3	28:34.965
17	1:48.846	28.320	39.192	41.334	226.4	30:23.811

76		Diego PEREZ ZUASTI		ESP	
EMS COMPETICIÓN				KAWASAKI	
1	1:51.433	34.156	37.706	39.571	1:51.433
2	1:43.129	26.510	37.372	39.247	3:34.562
3	1:44.162	27.123	37.591	39.448	238.4
4	1:42.973	26.463	37.144	39.366	247.1
5	1:43.225	26.484	37.183	39.558	248.8
6	1:43.248	26.589	37.388	39.271	241.6
7	1:43.191	26.566	37.279	39.346	249.4
8	1:42.962	26.487	37.158	39.317	251.2
9	1:43.840	26.395	37.819	39.626	246.6
10	1:43.144	26.486	37.234	39.424	250.0
11	1:43.052	26.413	37.355	39.284	248.3
12	1:43.282	26.498	37.310	39.474	247.7

77		Miquel PONS PAYERAS		ESP	
H43 TEAM				KAWASAKI	
1	1:51.162	34.050	37.562	39.550	1:51.162
2	1:43.143	26.643	37.192	39.308	245.5
3	1:43.880	27.157	37.402	39.321	240.5
4	1:43.236	26.581	37.155	39.500	243.8
5	1:43.308	26.619	37.304	39.385	242.2
6	1:43.184	26.655	37.230	39.299	242.2
7	1:43.185	26.710	37.154	39.321	240.5
8	1:42.999	26.552	37.136	39.311	242.2
9	1:43.416	26.544	37.450	39.422	241.6
10	1:43.329	26.628	37.198	39.503	241.6
11	1:43.385	26.631	37.268	39.486	241.1
12	1:43.580	26.776	37.362	39.442	239.5
13	1:43.486	26.730	37.230	39.526	244.9
14	1:43.601	26.610	37.293	39.698	241.6
15	1:43.404	26.698	37.247	39.459	242.2
16	1:43.687	26.746	37.264	39.677	241.1
17	1:44.119	26.836	37.594	39.689	240.5


79		Aitor GARCIA CARRERO		ESP	
DOSANMOTOR PRO RACING				YAMAHA	
1	1:55.534	35.582	39.491	40.461	1:55.534
2	1:45.925	27.474	38.329	40.122	245.5
3	1:44.807	26.931	37.964	39.912	242.7
4	1:44.897	26.956	37.888	40.053	244.3
5	1:44.760	26.931	37.930	39.899	244.3
6	1:45.109	27.031	37.997	40.081	247.7
7	1:45.312	27.156	38.034	40.122	246.6
8	1:44.986	26.884	37.848	40.254	243.8
9	1:45.338	27.279	37.997	40.062	243.2
10	1:44.673	26.814	37.741	40.118	244.9
11	1:44.832	27.024	37.822	39.986	239.5
12	1:45.426	27.065	38.320	40.041	241.1
13	1:45.395	27.120	37.871	40.404	240.0

Vlt.	Tiempo	Sector 1	Sector 2	Sector 3	Km/h	T. Sesión
14	1:45.224	27.154	37.860	40.210	242.7	24:42.218
15	1:45.490	27.308	37.974	40.208	238.9	26:27.708
16	1:45.673	27.231	38.065	40.377	241.1	28:13.381
17	1:46.421	27.408	38.303	40.710	239.5	29:59.802

82		Elena ROSELL ARAGON		ESP	
ETG RACING-MOTODES				KAWASAKI	
1	1:53.104	34.710	38.438	39.956	1:53.104
2	1:44.776	26.854	38.186	39.736	247.1
3	1:44.762	27.095	37.838	39.829	246.0
4	1:44.625	26.903	37.890	39.832	243.8
5	1:44.284	26.909	37.597	39.778	243.2
6	1:44.540	27.141	37.676	39.723	244.3
7	1:44.209	26.899	37.620	39.690	244.9
8	1:43.951	26.743	37.504	39.704	244.9
9	1:44.228	26.905	37.358	39.965	244.3
10	1:44.102	26.913	37.499	39.690	245.5
11	1:43.931	26.690	37.560	39.681	242.2
12	1:44.178	26.725	37.617	39.836	242.2
13	1:44.765	27.077	37.752	39.936	233.3
14	1:44.215	26.912	37.546	39.757	243.8
15	1:44.300	26.841	37.691	39.768	241.1
16	1:46.130	27.307	38.226	40.597	244.3
17	1:46.175	27.584	38.177	40.414	232.3

85		Pedro Nuno ROMERO		POR	
TEAM WIMU YAMAHA				YAMAHA	
1	1:54.071	35.243	38.510	40.318	1:54.071
2	1:44.893	26.880	37.924	40.089	248.8
3	1:45.207	27.042	37.912	40.253	248.8
4	1:45.668	27.154	38.321	40.193	250.6
5	1:45.407	26.939	38.063	40.405	247.1
6	1:45.481	27.008	38.418	40.055	246.0
7	1:45.990	27.226	38.011	40.753	250.6
8	1:45.327	26.902	38.123	40.302	251.7
9	1:45.542	27.091	38.195	40.256	250.0
10	1:46.644	27.318	39.034	40.292	248.3
11	1:45.342	26.948	38.305	40.089	250.0
12	1:45.347	27.110	38.175	40.062	250.6
13	1:45.402	27.226	38.056	40.120	251.7
14	1:45.282	27.146	38.033	40.103	252.9
15	1:45.830	27.175	38.361	40.294	247.7
16	1:45.620	26.983	38.378	40.259	248.8
17	1:45.994	27.305	38.341	40.348	249.4

89		Christian PALOMARES VILAR		ESP	
AUTOS ARROYO PASTRANA RACING TEAM				YAMAHA	
1	1:50.588	33.227	37.651	39.710	1:50.588
2	1:43.697	26.584	37.525	39.588	243.8
3	1:44.817	27.283	37.910	39.624	243.8
4	1:43.160	26.294	37.415	39.451	246.0
5	1:43.546	26.391	37.308	39.847	244.9
6	1:44.368	26.423	37.206	40.739	248.8
7	1:43.161	26.426	37.277	39.458	245.5
8	1:43.652	26.292	37.177	40.183	244.3
9	1:42.903	26.136	37.336	39.431	244.3



Superstock/Open600

RFME Cto. España Velocidad Navarra 2017

Carrera

Vuelta a vuelta

■ Mejor Personal
 ■ Mejor de la sesión
 ■ B Cruzando la línea de meta por el pit lane.

Vlt.	Tiempo	Sector 1	Sector 2	Sector 3	Km/h	T. Sesión	Vlt.	Tiempo	Sector 1	Sector 2	Sector 3	Km/h	T. Sesión
10	2:40.488	26.334	37.179	1:36.975	245.5	18:20.380							

Vlt.	Tiempo	Sector 1	Sector 2	Sector 3	Km/h	T. Sesión	91 Aleix AULESTIA DALMASES	
							ESP	KAWASAKI
BASOLÍ COMPETICIÓN-OSBORNE & CLARKE								
1	1:51.574	33.604	37.827	40.143		1:51.574		
2	1:43.910	26.699	37.604	39.607	245.5	3:35.484		
3	1:44.129	26.890	37.587	39.652	241.1	5:19.613		
4	1:44.297	26.575	37.883	39.839	243.2	7:03.910		
5	1:44.325	26.825	37.499	40.001	242.2	8:48.235		
6	1:44.012	27.052	37.482	39.478	241.1	10:32.247		
7	1:44.055	26.906	37.503	39.646	242.2	12:16.302		
8	1:44.147	26.797	37.571	39.779	242.7	14:00.449		
9	1:44.051	26.769	37.581	39.701	242.2	15:44.500		
10	1:44.051	27.018	37.394	39.639	240.5	17:28.551		
11	1:44.856	27.121	37.702	40.033	238.4	19:13.407		
12	1:44.572	26.931	37.931	39.710	237.4	20:57.979		
13	1:44.617	26.897	37.715	40.005	236.8	22:42.596		
14	1:44.422	26.985	37.756	39.681	236.8	24:27.018		
15	1:44.890	27.167	37.853	39.870	237.9	26:11.908		
16	1:45.184	27.267	37.991	39.926	233.8	27:57.092		
17	1:45.703	27.223	37.997	40.483	237.9	29:42.795		

Vlt.	Tiempo	Sector 1	Sector 2	Sector 3	Km/h	T. Sesión	95 Miguel GARCIA GUTIERREZ	
							ESP	YAMAHA
MDR COSSACKS-FLYGROUP								
1	1:57.568	37.364	39.573	40.631		1:57.568		
2	1:47.325	27.550	38.751	41.024	244.3	3:44.893		
3	1:45.499	27.266	38.102	40.131	245.5	5:30.392		
4	1:45.544	27.296	37.845	40.403	240.5	7:15.936		
5	1:46.070	27.718	38.139	40.213	234.8	9:02.006		
6	1:46.072	28.130	37.988	39.954	244.9	10:48.078		
7	1:44.748	27.031	37.624	40.093	240.0	12:32.826		
8	1:44.921	27.067	37.772	40.082	243.8	14:17.747		
9	1:45.435	27.275	38.081	40.079	244.3	16:03.182		
10	1:45.829	27.707	37.944	40.178	241.6	17:49.011		
11	1:44.971	27.316	37.778	39.877	238.9	19:33.982		
12	1:44.619	27.080	37.697	39.842	240.5	21:18.601		
13	1:44.809	27.095	37.748	39.966	241.1	23:03.410		
14	1:44.878	27.048	37.773	40.057	241.6	24:48.288		
15	1:45.135	27.059	37.944	40.132	241.6	26:33.423		
16	1:45.190	27.119	38.072	39.999	244.9	28:18.613		
17	1:45.480	26.928	38.408	40.144	243.8	30:04.093		



Superstock/Open600

RFME Cto. España Velocidad Navarra 2017

Carrera

Clasificación por clase

Nº	Piloto	Nac	Equipo	Moto	Vlts.	Tiempo	Diff.	Km/h	Mejor Vuelta		
									Vlt.	Tiempo	Km/h
Open											
1	79 Aitor GARCIA CARRERO	ESP	DOSANMOTOR PRO RACING	YAMAHA	17	29:59.802		133.7	10	1:44.673	135.3
2	16 Julio David PALAO MUÑOZ	ESP	TEAM JDRACER	KAWASAKI	17	30:03.743	+3.941	133.4	5	1:44.649	135.3
3	95 Miguel GARCIA GUTIERREZ	ESP	MDRCOSSACKS-FLYGROUP	YAMAHA	17	30:04.093	+4.291	133.4	12	1:44.619	135.3
4	73 Andoitz BONILLA PORRAS	ESP	MDR COSSACKS FLYGROUP	YAMAHA	17	30:23.811	+24.009	132.0	11	1:45.653	134.0
5	29 Luis Manuel POMARES MARTINEZ	ESP	PINAMOTO RS	KAWASAKI	17	30:56.524	+56.722	129.7	3	1:46.300	133.2
6	11 Ricardo SORIANO FORTEA	ESP	TEAM MORGAN - FMT	YAMAHA	16	29:29.299	1 Laps	128.0	9	1:48.355	130.7
No clasificados:											
65	Carlos GARCIA BENITO	ESP	EMS COMPETICION	YAMAHA	1	1:54.986	16 Laps	123.1			
Stck											
1	14 Hector GARZO VICENT	ESP	TEAM WIMU YAMAHA	YAMAHA	17	29:16.345		137.0	9	1:41.879	139.0
2	69 Javier ORELLANA MALLOY	ESP	TACK KAWASAKI	KAWASAKI	17	29:18.023	+1.678	136.9	5	1:42.310	138.4
3	70 Marc ALCOBA ESPI	ESP	TEAM TORRENTÓ	YAMAHA	17	29:22.318	+5.973	136.6	6	1:42.690	137.9
4	77 Miquel PONS PAYERAS	ESP	H43 TEAM	KAWASAKI	17	29:26.104	+9.759	136.3	8	1:42.999	137.5
5	26 Daniel SAEZ GUTIERREZ	ESP	MOTOS CLASICAS JJSAEZ TEAM	YAMAHA	17	29:40.058	+23.713	135.2	13	1:43.328	137.0
6	91 Aleix AULESTIA DALMASES	ESP	BASOÚ COMPETICIO OSBORNE & CLARKE	KAWASAKI	17	29:42.795	+26.450	135.0	2	1:43.910	136.3
7	82 Elena ROSELL ARAGON	ESP	ETG RACING-MOTODES	KAWASAKI	17	29:46.275	+29.930	134.7	11	1:43.931	136.2
8	67 Roman FISCHER	SUI	PINAMOTO RS	KAWASAKI	17	30:01.320	+44.975	133.6	4	1:45.026	134.8
9	23 Loic ARBEL	FRA	SAG-M.A.MOTOSPORT KAWASAKI	KAWASAKI	17	30:02.674	+46.329	133.5	2	1:44.913	135.0
10	85 Pedro Nuno ROMERO	POR	TEAM WIMU YAMAHA	YAMAHA	17	30:03.047	+46.702	133.5	2	1:44.893	135.0
11	4 Juan Antonio BELLVER GARCIA	ESP	TEAM TORRENTÓ	YAMAHA	17	30:03.208	+46.863	133.5	11	1:44.804	135.1
12	8 Alejandro CANOYAS MARCOS	ESP	BST - NEW PROJECT	KAWASAKI	17	30:08.653	+52.308	133.1	13	1:45.453	134.3
13	19 Paul DUFOUR	FRA	JEG RACING	YAMAHA	17	30:14.193	+57.848	132.7	12	1:45.547	134.1
14	7 Diego CARBO ESCRIBA DE ROMANI	ESP	STRATOS	YAMAHA	17	30:14.942	+58.597	132.6	9	1:45.631	134.0
15	48 Joan DIAZ CORBELLA	ESP	D.C.R. RACING TEAM	YAMAHA	17	30:15.463	+59.118	132.6	8	1:45.612	134.1
16	24 Said DAHAN ACETUNO	MAR	AMRCOMPETICION	KAWASAKI	17	31:03.264	+146.919	129.2	3	1:47.463	131.8
No clasificados:											
76	Diego PEREZ ZUASTI	ESP	EMS COMPETICIÓN	KAWASAKI	12	20:47.641	5 Laps	136.2	8	1:42.962	137.5
89	Christian PALOMARES VILAR	ESP	ALTOS ARROYO RASTRANA RACING TEAM	YAMAHA	10	18:20.380	7 Laps	128.7	9	1:42.903	137.6
39	Borja QUERO MARTINEZ	ESP	SAG-M.A.MOTOSPORT KAWASAKI	KAWASAKI	7	12:11.992	10 Laps	135.4	7	1:42.624	138.0
12	Rogelio LORENTE CALLE	ESP	TST RACING	HONDA	7	12:33.985	10 Laps	131.5	3	1:45.428	134.3

Hora publicación:

Estado de pista:

SECO

Director de carrera:

Cronometrador:



Superstock/Open600

RFME Cto. España Velocidad Navarra 2017

Carrera

Clasificación por grupo

Nº	Piloto	Nac	Equipo	Moto	Vlts.	Tiempo	Diff.	Km/h	Mejor Vuelta			
									Vlt.	Tiempo	Km/h	
Sub												
1	14 Hector GARZO VICENT	ESP	TEAM WIMU YAMAHA	YAMAHA	17	29:16.345		137.0	9	1:41.879	139.0	
2	69 Javier ORELLANA MALLOY	ESP	TACK KAWASAKI	KAWASAKI	17	29:18.023	+1.678	136.9	5	1:42.310	138.4	
3	70 Marc ALCOBA ESPI	ESP	TEAM TORRENTÓ	YAMAHA	17	29:22.318	+5.973	136.6	6	1:42.690	137.9	
4	77 Miquel PONS PAYERAS	ESP	H43 TEAM	KAWASAKI	17	29:26.104	+9.759	136.3	8	1:42.999	137.5	
5	26 Daniel SAEZ GUTIERREZ	ESP	MOTOS CLASICAS JISAEZ TEAM	YAMAHA	17	29:40.058	+23.713	135.2	13	1:43.328	137.0	
6	23 Loic ARBEL	FRA	SAG-M.A.MOTOSPORT KAWASAKI	KAWASAKI	17	30:02.674	+46.329	133.5	2	1:44.913	135.0	
7	85 Pedro Nuno ROMERO	POR	TEAM WIMU YAMAHA	YAMAHA	17	30:03.047	+46.702	133.5	2	1:44.893	135.0	
8	4 Juan Antonio BELLVER GARCIA	ESP	TEAM TORRENTÓ	YAMAHA	17	30:03.208	+46.863	133.5	11	1:44.804	135.1	
9	8 Alejandro CÁNOVAS MARCOS	ESP	BST - NEW PROJECT	KAWASAKI	17	30:08.653	+52.308	133.1	13	1:45.453	134.3	
10	19 Paul DUFOUR	FRA	JEG RACING	YAMAHA	17	30:14.193	+57.848	132.7	12	1:45.547	134.1	
11	7 Diego CARBO ESCRIBA DE ROMANI	ESP	STRATOS	YAMAHA	17	30:14.942	+58.597	132.6	9	1:45.631	134.0	
12	48 Joan DIAZ CORBELLA	ESP	D.C.R. RACING TEAM	YAMAHA	17	30:15.463	+59.118	132.6	8	1:45.612	134.1	
13	24 Said DAHAN ACEITUNO	MAR	AMRCOMPETICION	KAWASAKI	17	31:03.264	+146.919	129.2	3	1:47.463	131.8	
No clasificados:												
76	Diego PEREZ ZUASTI	ESP	EMS COMPETICIÓN	KAWASAKI	12	20:47.641		5 Laps 136.2	8	1:42.962	137.5	
89	Christian PALOMARES VILAR	ESP	AUTOS ARROYO PASTRANA RACING TEAM	YAMAHA	10	18:20.380		7 Laps 128.7	9	1:42.903	137.6	
39	Borja QUERO MARTINEZ	ESP	SAG-M.A.MOTOSPORT KAWASAKI	KAWASAKI	7	12:11.992		10 Laps 135.4	7	1:42.624	138.0	
12	Rogelio LORENTE CALLE	ESP	TST RACING	HONDA	7	12:33.985		10 Laps 131.5	3	1:45.428	134.3	

Hora publicación:

Estado de pista:

SECO

Director de carrera:	Cronometrador:
----------------------	----------------