



### Premoto 3

RFME Cto. España Velocidad Navarra 2017  
Carrera (13 Vueltas, 51,1 km.)

### Clasificación

Piloto	Nac	Equipo	Moto	Neumaticos	Vlts.	Tiempo	Dif.	Km/h	Mejor Vuelta			
									Vlt.	Tiempo	Km/h	
1	34 Pedro ACOSTA SANCHEZ	ESP	CUNA DE CAMPEONES	MIR RACING	DUNLOP	Prem 13	<b>23:47.501</b>	-	128.9	4	<b>1:48.309</b>	130.7
2	66 Adrian HUERTAS DEL OLMO	ESP	CUNA DE CAMPEONES	MIR RACING	DUNLOP	Prem 13	<b>23:47.528</b>	+0.027	128.9	5	<b>1:48.239</b>	130.8
3	7 Barry BALTUS	BEL	AJO ACADEMY	BEON	DUNLOP	Prem 13	<b>23:51.160</b>	+3.659	128.6	7	<b>1:48.931</b>	130.0
4	35 Joshua BAUER	GER	SCHOOL TEAM ESTRELLA GALICIA 0.0	BEON	DUNLOP	Prem 13	<b>23:51.801</b>	+4.300	128.6	9	<b>1:48.754</b>	130.2
5	46 David SALVADOR GOMEZ	ESP	CUNA DE CAMPEONES	MIR RACING	DUNLOP	Prem 13	<b>23:51.815</b>	+4.314	128.6	5	<b>1:49.010</b>	129.9
6	96 Daniel HORGADO MIRALLES	ESP	SCHOOL TEAM ESTRELLA GALICIA 0.0	BEON	DUNLOP	Prem 13	<b>23:51.932</b>	+4.431	128.5	5	<b>1:48.815</b>	130.1
7	76 Julian GIRAL ROMERO	ESP	SCHOOL TEAM ESTRELLA GALICIA 0.0	BEON	DUNLOP	Prem 13	<b>23:52.190</b>	+4.689	128.5	5	<b>1:48.839</b>	130.1
8	99 Carlos TATAY VILA	ESP	MRW-ASPAR TEAM	BEON	DUNLOP	Prem 13	<b>23:56.327</b>	+8.826	128.1	9	<b>1:49.003</b>	129.9
9	31 Adrian FERNANDEZ GONZALEZ	ESP	AJO ACADEMY	BEON	DUNLOP	Prem 13	<b>24:07.336</b>	+19.835	127.2	5	<b>1:49.881</b>	128.9
10	11 Alex ESCRIG RECHE	ESP	MRW-ASPAR TEAM	BEON	DUNLOP	Prem 13	<b>24:07.472</b>	+19.971	127.2	5	<b>1:49.758</b>	129.0
11	45 Clement ROUGE	FRA	TEAM C-RACER	MORIWAKI	DUNLOP	Prem 13	<b>24:18.347</b>	+30.846	126.2	5	<b>1:50.030</b>	128.7
12	27 Nicolas CZYBA	GER	BLUMAQ HMA RACING	BEON	DUNLOP	Prem 13	<b>24:22.342</b>	+34.841	125.9	4	<b>1:51.108</b>	127.4
13	58 Inigo IGLESIAS BRAVO	ESP	IMC TEAM	DUNLOP	DUNLOP	Prem 13	<b>24:23.324</b>	+35.823	125.8	3	<b>1:51.229</b>	127.3
14	57 Kenny KOSKINEN	FIN	H43 TEAM NOBBY	BEON	DUNLOP	Prem 13	<b>24:27.229</b>	+39.728	125.5	6	<b>1:50.187</b>	128.5
15	24 Raul PEREZ ORNEDO	ESP	JEREZ ANDALUCIA MOTOR TALENT	RC SPORT	DUNLOP	Prem 13	<b>24:34.314</b>	+46.813	124.8	3	<b>1:51.751</b>	126.7
16	93 Tom BERÇOT	FRA	BLUMAQ HMA RACING	BEON	DUNLOP	Prem 13	<b>24:36.310</b>	+48.809	124.7	13	<b>1:51.818</b>	126.6
17	50 Ondrej VOSTATEK	CZE	ETG RACING	BEON	DUNLOP	Prem 13	<b>24:51.781</b>	+1:04.280	123.4	5	<b>1:52.970</b>	125.3
18	18 Miguel MARTIN MARCO	ESP	IGAXTEAM	BEON	DUNLOP	Prem 13	<b>24:53.083</b>	+1:05.582	123.3	4	<b>1:52.863</b>	125.5
19	14 Maria BELLOT BERNABE	ESP	GASSS-SCHOOL COMPETICION	BEON	DUNLOP	Prem 13	<b>25:03.853</b>	+1:16.352	122.4	5	<b>1:54.310</b>	123.9
20	74 Piotr BIESIEKIRSKI	POL	EUVIC MOTOTEK	MORIWAKI	DUNLOP	Prem 13	<b>25:09.057</b>	+1:21.556	122.0	5	<b>1:54.402</b>	123.8
21	30 Lorenzo FELLON	FRA	AJO ACADEMY	BEON	DUNLOP	Prem 13	<b>25:16.488</b>	+1:28.987	121.4	8	<b>1:49.010</b>	129.9
22	37 Mauro GONZALEZ ROJAS	ESP	GECI MOTORSPORT	EME	DUNLOP	Prem 13	<b>25:17.356</b>	+1:29.855	121.3	10	<b>1:54.474</b>	123.7
23	23 Jordi RAPOSEIRAS BERENGUERAS	AND		MIR RACING	DUNLOP	Prem 13	<b>25:25.934</b>	+1:38.433	120.6	8	<b>1:55.582</b>	122.5
24	51 Tristan WALCH	AUT	ALARXA RACING TEAM	RMU MOTO	DUNLOP	Prem 13	<b>25:39.942</b>	+1:52.441	119.5	8	<b>1:56.801</b>	121.2
25	4 Kiko MARIA	POR	MOTOR LOVERS	BEON	DUNLOP	Prem 12	<b>23:58.765</b>	1 Lap	118.1	7	<b>1:57.168</b>	120.8

#### No clasificados:

22	Alejandro CARRION MARTINEZ	ESP	BRIEFING COMPETICIO	MORIWAKI	DUNLOP	Prem 7	<b>13:26.015</b>			3	<b>1:52.009</b>	126.4
25	Luis M. VERDUGO DE LA TORRE	ESP			DUNLOP	Prem 4	<b>7:51.370</b>			3	<b>1:54.434</b>	123.7
53	Brian David HART	GBR	JEREZ ANDALUCIA MOTOR TALENT	RC SPORT	DUNLOP	Prem						

#### Excluidos

12	Borja GOMEZ RUS	ESP	BRIEFING COMPETICION	MIR RACING	DUNLOP	Prem 7	<b>13:11.688</b>			7	<b>1:50.908</b>	127.7
----	-----------------	-----	----------------------	------------	--------	--------	------------------	--	--	---	-----------------	-------

Pole	Vuelta Rápida	Vlt.	Piloto	Tiempo	Km/h
			A. HUERTAS DEL OLMO	<b>1:48.598</b>	130.4 Kph
		5	Adrian HUERTAS DEL OLMO	<b>1:48.239</b>	130.8 Kph

#12 Bandera negra por no respetar Ride-Through

Hora de publicación: .....

Estado de pista:

**SECO**

Director de carrera:

Cronometrador:



### Premoto 3

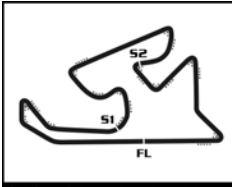
RFME Cto. España Velocidad Navarra 2017

Carrera ((13 vueltas, 51,1 km.))

Parrilla de Salida

37 M. GONZALEZ ROJAS	1:58.502	27	4 K. MARIA	1:59.261	29	51 T. WALCH	1:58.751	28
14 M. BELLOT BERNABE	1:53.553	24	23 J. RAPOSEIRAS BERENGUERAS	1:56.670	26	74 P. BIESIEKIRSKI	1:56.058	25
25 L. VERDUGO DE LA TORRE	1:52.875	21	18 M. MARTIN MARCO	1:53.389	23	50 O. VOSTATEK	1:53.133	22
53 B. HART	1:52.344	18	22 A. CARRION MARTINEZ	1:52.573	20	12 B. GOMEZ RUS	1:52.514	19
27 N. CZYBA	1:51.656	15	24 R. PEREZ ORNEDO	1:51.747	17	93 T. BERCOT	1:51.656	16
58 I. IGLESIAS BRAVO	1:50.973	12	57 K. KOSKINEN	1:51.280	14	45 C. ROUGE	1:51.240	13
46 D. SALVADOR GOMEZ	1:49.982	9	11 A. ESCRIG RECHE	1:50.217	11	31 A. FERNANDEZ GONZALEZ	1:50.062	10
99 C. TATAY VILA	1:49.563	6	35 J. BAUER	1:49.854	8	96 D. HOLGADO MIRALLES	1:49.657	7
7 B. BALTUS	1:49.178	3	30 L. FELLON	1:49.560	5	76 J. GIRAL ROMERO	1:49.180	4
			34 P. ACOSTA SANCHEZ	1:48.600	2	66 A. HUERTAS DEL OLMO	1:48.598	1

Comissarios Deportivos:	Cronometrador:
-------------------------	----------------



CIRCUITO DE NAVARRA 3.933 m.

### Premoto 3

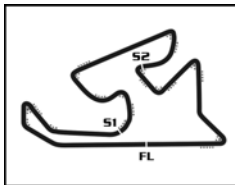
RFME Cto. España Velocidad Navarra 2017

Carrera

Planing

#### VUELTA

Nº	Pos	Punt.	1	2	3	4	5	6	7	8	9	10	11	12	13
66	<b>1</b>	66	66	66	34	34	34	66	66	34	34	34	66	34	34
34	<b>2</b>	34	34	34	66	66	66	34	34	66	66	66	34	66	66
7	<b>3</b>	7	7	7	46	46	46	46	46	7	46	7	7	7	
76	<b>4</b>	76	46	46	46	7	7	7	7	7	46	7	46	35	35
30	<b>5</b>	30	76	76	76	76	76	76	76	76	96	96	35	46	46
99	<b>6</b>	99	35	96	96	96	96	96	96	96	76	35	96	96	96
96	<b>7</b>	96	96	35	35	35	35	35	35	35	35	76	76	76	76
35	<b>8</b>	35	45	99	99	99	99	99	30	30	30	30	99	99	99
46	<b>9</b>	46	99	45	30	30	30	30	99	99	99	11	31	31	31
31	<b>10</b>	31	57	30	57	57	31	31	31	31	11	11	31	11	11
11	<b>11</b>	11	30	57	31	31	57	57	11	11	31	31	45	45	45
58	<b>12</b>	58	31	31	45	11	11	11	45	45	45	45	27	27	27
45	<b>13</b>	45	11	11	11	45	45	45	12	58	58	27	58	58	58
57	<b>14</b>	57	58	58	58	27	58	58	58	27	27	58	57	57	57
27	<b>15</b>	27	27	27	27	58	27	12	27	24	57	57	24	24	24
93	<b>16</b>	93	22	22	12	12	12	27	57	57	24	24	93	93	93
24	<b>17</b>	24	12	12	22	24	24	24	24	93	93	93	50	50	50
53	<b>18</b>	53	93	93	24	22	22	93	93	18	50	50	18	18	18
12	<b>19</b>	12	24	24	93	93	93	22	22	50	18	18	14	14	14
22	<b>20</b>	22	50	18	18	18	18	50	50	14	14	14	74	74	74
25	<b>21</b>	25	18	50	50	50	50	18	18	74	74	74	37	37	30
50	<b>22</b>	50	25	25	25	25	14	14	74	37	37	37	30	30	37
18	<b>23</b>	18	74	14	14	14	74	74	14	23	23	23	23	23	23
14	<b>24</b>	14	14	74	74	74	37	37	37	51	51	51	51	51	51
74	<b>25</b>	74	37	37	37	37	23	23	23	4	4	4	4	4	
23	<b>26</b>	23	51	51	51	23	51	51	51						
37	<b>27</b>	37	23	23	23	51	4	4	4						
51	<b>28</b>	51	4	4	4	4									
4	<b>29</b>	4													



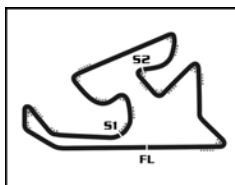
### Premoto 3

RFME Cto. España Velocidad Navarra 2017

Carrera

CIRCUITO DE NAVARRA 3.933 m. Mejores tiempos de sector

SECTOR 1			SECTOR 2		SECTOR 3				Vuelta	Mejor
Pos	Piloto	Tiempo	Piloto	Tiempo	Piloto	Tiempo	Pos	Piloto	Ideal	Vuelta
1	66 A.HUERTAS DEL OLMO	28.145	46 D.SALVADOR GOMEZ	38.388	66 A.HUERTAS DEL OLMO	41.494	1	66 A.HUERTAS DEL OLMO	1:48.101	1:48.239 (1)
2	34 P.ACOSTA SANCHEZ	28.185	34 P.ACOSTA SANCHEZ	38.400	96 D.HOLGADO MIRALLES	41.577	2	34 P.ACOSTA SANCHEZ	1:48.168	1:48.309 (2)
3	96 D.HOLGADO MIRALLES	28.258	7 B.BALTUS	38.418	34 P.ACOSTA SANCHEZ	41.583	3	46 D.SALVADOR GOMEZ	1:48.435	1:49.010 (9)
4	7 B.BALTUS	28.325	66 A.HUERTAS DEL OLMO	38.462	30 L.FELLON	41.631	4	7 B.BALTUS	1:48.582	1:48.931 (6)
5	30 L.FELLON	28.388	99 C.TATAY VILA	38.498	76 J.GIRAL ROMERO	41.656	5	96 D.HOLGADO MIRALLES	1:48.595	1:48.815 (4)
6	46 D.SALVADOR GOMEZ	28.390	35 J.BAUER	38.546	46 D.SALVADOR GOMEZ	41.657	6	35 J.BAUER	1:48.622	1:48.754 (3)
7	35 J.BAUER	28.407	76 J.GIRAL ROMERO	38.567	35 J.BAUER	41.669	7	76 J.GIRAL ROMERO	1:48.661	1:48.839 (5)
8	76 J.GIRAL ROMERO	28.438	30 L.FELLON	38.704	99 C.TATAY VILA	41.804	8	30 L.FELLON	1:48.723	1:49.010 (8)
9	99 C.TATAY VILA	28.521	96 D.HOLGADO MIRALLES	38.760	7 B.BALTUS	41.839	9	99 C.TATAY VILA	1:48.823	1:49.003 (7)
10	11 A.ESCRIG RECHE	28.607	11 A.ESCRIG RECHE	38.940	31 A.FERNANDEZ GONZALEZ	41.981	10	31 A.FERNANDEZ GONZALEZ	1:49.633	1:49.881 (11)
11	45 C.ROUGE	28.619	57 K.KOSKINEN	38.989	57 K.KOSKINEN	42.079	11	11 A.ESCRIG RECHE	1:49.714	1:49.758 (10)
12	31 A.FERNANDEZ GONZALEZ	28.626	31 A.FERNANDEZ GONZALEZ	39.026	45 C.ROUGE	42.083	12	57 K.KOSKINEN	1:49.884	1:50.187 (13)
13	12 B.GOMEZ RUS	28.751	58 I.IGLESIAS BRAVO	39.307	11 A.ESCRIG RECHE	42.167	13	45 C.ROUGE	1:50.030	1:50.030 (12)
14	57 K.KOSKINEN	28.816	45 C.ROUGE	39.328	27 N.CZYBA	42.430	14	12 B.GOMEZ RUS	1:50.615	1:50.908 (14)
15	27 N.CZYBA	28.920	12 B.GOMEZ RUS	39.348	12 B.GOMEZ RUS	42.516	15	27 N.CZYBA	1:50.746	1:51.108 (15)
16	58 I.IGLESIAS BRAVO	28.947	27 N.CZYBA	39.396	58 I.IGLESIAS BRAVO	42.621	16	58 I.IGLESIAS BRAVO	1:50.875	1:51.229 (16)
17	93 T.BERÇOT	29.070	24 R.PEREZ ORNEDO	39.578	22 A.CARRION MARTINEZ	42.646	17	93 T.BERÇOT	1:51.363	1:51.818 (18)
18	22 A.CARRION MARTINEZ	29.157	93 T.BERÇOT	39.604	93 T.BERÇOT	42.689	18	24 R.PEREZ ORNEDO	1:51.562	1:51.751 (17)
19	24 R.PEREZ ORNEDO	29.188	50 O.VOSTATEK	39.833	24 R.PEREZ ORNEDO	42.796	19	22 A.CARRION MARTINEZ	1:51.763	1:52.009 (19)
20	50 O.VOSTATEK	29.753	18 M.MARTIN MARCO	39.843	18 M.MARTIN MARCO	43.150	20	50 O.VOSTATEK	1:52.741	1:52.970 (21)
21	18 M.MARTIN MARCO	29.826	22 A.CARRION MARTINEZ	39.960	50 O.VOSTATEK	43.155	21	18 M.MARTIN MARCO	1:52.819	1:52.863 (20)
22	14 M.BELLOT BERNABE	29.847	74 P.BIESIEKIRSKI	40.324	37 M.GONZALEZ ROJAS	43.443	22	14 M.BELLOT BERNABE	1:53.895	1:54.310 (22)
23	25 L.VERDUGO DE LA TORRE	29.893	25 L.VERDUGO DE LA TORRE	40.470	74 P.BIESIEKIRSKI	43.447	23	25 L.VERDUGO DE LA TORRE	1:54.035	1:54.434 (24)
24	37 M.GONZALEZ ROJAS	30.010	14 M.BELLOT BERNABE	40.536	14 M.BELLOT BERNABE	43.512	24	74 P.BIESIEKIRSKI	1:54.199	1:54.402 (23)
25	23 J.RAPOSEIRAS BERENGUERAS	30.098	37 M.GONZALEZ ROJAS	40.864	25 L.VERDUGO DE LA TORRE	43.672	25	37 M.GONZALEZ ROJAS	1:54.317	1:54.474 (25)
26	74 P.BIESIEKIRSKI	30.428	23 J.RAPOSEIRAS BERENGUERAS	41.365	23 J.RAPOSEIRAS BERENGUERAS	43.872	26	23 J.RAPOSEIRAS BERENGUERAS	1:55.335	1:55.582 (26)
27	51 T.WALCH	30.598	51 T.WALCH	41.377	4 K.MARIA	44.549	27	51 T.WALCH	1:56.613	1:56.801 (27)
28	4 K.MARIA	30.782	4 K.MARIA	41.837	51 T.WALCH	44.638	28	4 K.MARIA	1:57.168	1:57.168 (28)



CIRCUITO DE NAVARRA 3.933 m.

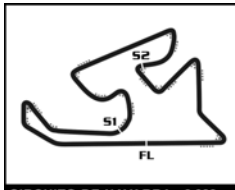
### Premoto 3

RFME Cto. España Velocidad Navarra 2017

Después de Carrera

Velocidad máxima del evento

Piloto	Equipo	Moto	V. Max	Vlt.	Sesión
66 Adrian HUERTAS DEL OLMO	CUNA DE CAMPEONES	MIR RACING	206.5	3	Entre. Cronometrado 1
96 Daniel HOLGADO MIRALLES	SCHOOL TEAM ESTRELLA GALICIA 0,0	BEON	206.1	12	Carrera
12 Borja GOMEZ RUS	BRIEFING COMPETICION	MIR RACING	205.7	2	Carrera
31 Adrian FERNANDEZ GONZALEZ	AJO ACADEMY	BEON	204.9	3	Carrera
35 Joshua BAUER	SCHOOL TEAM ESTRELLA GALICIA 0,0	BEON	204.9	3	Carrera
30 Lorenzo FELLON	AJO ACADEMY	BEON	204.5	5	Entre. Cronometrado 1
76 Julian GIRAL ROMERO	SCHOOL TEAM ESTRELLA GALICIA 0,0	BEON	204.5	5	Carrera
7 Barry BALTUS	AJO ACADEMY	BEON	203.8	3	Entre. Cronometrado 1
34 Pedro ACOSTA SANCHEZ	CUNA DE CAMPEONES	MIR RACING	203.4	8	Entre. Cronometrado 2
46 David SALVADOR GOMEZ	CUNA DE CAMPEONES	MIR RACING	203.4	2	Carrera
58 Iñigo IGLESIAS BRAVO	IMC TEAM	BEON	203.0	3	Entre. Cronometrado 1
11 Alex ESCRIG RECHE	MRW-ASPAR TEAM	BEON	202.2	5	Entre. Cronometrado 1
22 Alejandro CARRION MARTINEZ	BRIEFING COMPETICIO	MORIWAKI	201.5	13	Entre. Cronometrado 1
45 Clement ROUGE	TEAM C-RACER	MORIWAKI	200.4	15	Entre. Cronometrado 2
57 Kenny KOSKINEN	H43 TEAM NOBBY	BEON	200.4	2	Carrera
14 Maria BELLOT BERNABE	GASSS-SCHOOL COMPETICION	BEON	199.6	12	Entre. Cronometrado 1
93 Tom BERÇOT	BLUMAQ HMA RACING	BEON	199.6	2	Carrera
27 Nicolas CZYBA	BLUMAQ HMA RACING	BEON	198.2	2	Carrera
24 Raul PEREZ ORNEDO	JEREZ ANDALUCIA MOTOR TALENT	RC SPORT	197.8	2	Carrera
23 Jordi RAPOCERIAS BERENGUERAS		MIR RACING	197.4	13	Entre. Cronometrado 1
37 Mauro GONZALEZ ROJAS	GECI MOTORSPORT	EME	197.4	3	Carrera
99 Carlos TATAY VILA	MRW-ASPAR TEAM	BEON	196.0	15	Entre. Cronometrado 2
4 Kiko MARIA	MOTOR LOVERS	BEON	195.3	4	Entre. Cronometrado 1
53 Brian David HART	JEREZ ANDALUCIA MOTOR TALENT	RC SPORT	193.5	4	Entre. Cronometrado 2
18 Miguel MARTIN MARCO	IGAXTEAM	BEON	193.2	3	Entre. Cronometrado 1
50 Ondrej VOSTATEK	ETG RACING	BEON	190.8	12	Entre. Cronometrado 1
25 Luis M. VERDUGO DE LA TORRE			190.1	14	Entre. Cronometrado 2
74 Piotr BIESIEKIRSKI	EUVIC MOTOTEK	MORIWAKI	187.2	11	Entre. Cronometrado 1
51 Tristan WALCH	ALARXA RACING TEAM	RMU MOTO	186.2	3	Entre. Cronometrado 1



CIRCUITO DE NAVARRA 3.933 m.

### Premoto 3

RFME Cto. España Velocidad Navarra 2017

Carrera

Secuencia de lideres

Nº	Piloto	Equipo	Moto	Vuelta Inicio	Vuelta Final	Vlts.	Total Vlts.
<b>Premoto3</b>							
66	Adrian HUERTAS DEL OLMO	CUNA DE CAMPEONES	MIR RACING	1	2	2	2
34	Pedro ACOSTA SANCHEZ	CUNA DE CAMPEONES	MIR RACING	3	5	3	3
66	Adrian HUERTAS DEL OLMO	CUNA DE CAMPEONES	MIR RACING	6	7	2	4
34	Pedro ACOSTA SANCHEZ	CUNA DE CAMPEONES	MIR RACING	8	10	3	6
66	Adrian HUERTAS DEL OLMO	CUNA DE CAMPEONES	MIR RACING	11	11	1	5
34	Pedro ACOSTA SANCHEZ	CUNA DE CAMPEONES	MIR RACING	12	13	2	8



CIRCUITO DE NAVARRA 3.933 m.


### Premoto 3

RFME Cto. España Velocidad Navarra 2017

Carrera

Secuencia de vueltas rápidas

Tiempo de sesión	Piloto	Equipo	Moto	Neumaticos	Tiempo	km/h	Vlt.
3:48.333	66 Adrian HUERTAS DEL OLMO	CUNA DE CAMPEONES	MIR RACING	DUNLOP Pren	1:49.697	129.1	2
3:48.389	34 Pedro ACOSTA SANCHEZ	CUNA DE CAMPEONES	MIR RACING	DUNLOP Pren	1:49.650	129.1	2
3:48.828	76 Julian GIRAL ROMERO	SCHOOL TEAM ESTRELLA GALICIA 0,0	BEON	DUNLOP Pren	1:49.539	129.3	2
5:37.220	34 Pedro ACOSTA SANCHEZ	CUNA DE CAMPEONES	MIR RACING	DUNLOP Pren	1:48.831	130.1	3
7:25.529	34 Pedro ACOSTA SANCHEZ	CUNA DE CAMPEONES	MIR RACING	DUNLOP Pren	1:48.309	130.7	4
9:14.104	66 Adrian HUERTAS DEL OLMO	CUNA DE CAMPEONES	MIR RACING	DUNLOP Pren	1:48.239	130.8	5



### Premoto 3

## RFME Cto. España Velocidad Navarra 2017

### Carrera


### Vuelta a vuelta

Mejor Personal Mejor de la sesión B Cruzando la línea de meta por el pit lane.

Vlt.	Nombre	Equipo	Sector 1	Sector 2	Sector 3	Km/h	T. Sesión	Vlt.	Nombre	Equipo	Sector 1	Sector 2	Sector 3	Km/h	T. Sesión						
<b>4</b>	<b>Kiko MARIA</b>	MOTOR LOVERS						7	<b>1:50.908</b>	GASSS-SCHOOL COMPETICION											
			1	2:11.995	43.309	43.298	45.388				165.4	2:11.995	1	2:09.007	43.326	41.697	43.984	170.1	2:09.007		
			2	1:58.723	31.031	42.561	45.131				187.8	4:10.718	2	1:54.539	29.969	41.058	<b>43.512</b>	196.4	4:03.546		
			3	1:58.092	30.984	42.135	44.973				194.2	6:08.810	3	1:54.554	29.958	40.765	43.831	194.2	5:58.100		
			4	1:57.771	30.803	42.339	44.629				192.9	8:06.581	4	1:54.470	29.964	40.799	43.707	194.6	7:52.570		
			5	1:58.044	30.995	42.174	44.875				193.9	10:04.625	5	<b>1:54.310</b>	<b>29.847</b>	40.793	43.670	196.7	9:46.880		
			6	1:57.874	30.989	42.074	44.811				193.5	12:02.499	6	1:54.424	30.093	40.674	43.657	192.9	11:41.304		
			7	<b>1:57.168</b>	<b>30.782</b>	<b>41.837</b>	<b>44.549</b>				191.2	13:59.667	7	1:55.532	30.137	41.714	43.681	192.9	13:36.836		
			8	1:59.536	30.892	43.346	45.298				191.2	15:59.203	8	1:54.763	29.962	41.151	43.650	190.1	15:31.599		
			9	2:00.219	31.851	42.986	45.382				188.8	17:59.422	9	1:54.417	30.056	40.696	43.665	190.5	17:26.016		
			10	1:58.866	31.475	42.319	45.072				187.2	19:58.288	10	1:54.358	30.083	<b>40.536</b>	43.739	190.8	19:20.374		
			11	1:58.899	31.475	42.334	45.090				190.1	21:57.187	11	1:54.562	30.086	40.769	43.707	191.2	21:14.936		
12	2:01.578	33.178	43.037	45.363	165.4	23:58.765	12	1:54.550	29.957	40.902	43.691	191.5	23:09.486								
								13	1:54.367	29.973	40.622	43.772	191.8	25:03.853							
<b>7</b>	<b>Barry BALTUS</b>	AJO ACADEMY						11	<b>Alex ESCRIG RECHE</b>	MRW-ASPAR TEAM											
			1	1:59.004	37.696	39.240	42.068				201.9	1:59.004	1	2:02.651	40.173	40.079	42.399	172.0	2:02.651		
			2	1:49.677	28.549	39.107	42.021				201.9	3:48.681	2	1:50.878	28.904	39.470	42.504	198.9	3:53.529		
			3	1:49.195	28.615	38.741	<b>41.839</b>				200.0	5:37.876	3	1:50.714	28.774	39.519	42.421	198.2	5:44.243		
			4	1:49.503	28.666	38.928	41.909				199.3	7:27.379	4	1:50.656	28.979	39.345	42.332	201.1	7:34.899		
			5	1:48.952	<b>28.325</b>	38.684	41.943				200.4	9:16.331	5	<b>1:49.758</b>	<b>28.607</b>	38.965	42.186	199.6	9:24.657		
			6	1:49.161	28.542	38.750	41.869				199.6	11:05.492	6	1:50.050	28.807	<b>38.940</b>	42.303	202.2	11:14.707		
			7	<b>1:48.931</b>	28.588	38.424	41.919				202.2	12:54.423	7	1:50.385	28.803	39.087	42.495	201.9	13:05.092		
			8	1:49.046	28.647	<b>38.418</b>	41.981				194.6	14:43.469	8	1:50.975	28.878	39.317	42.780	201.1	14:56.067		
			9	1:49.563	29.004	38.556	42.003				199.6	16:33.032	9	1:50.012	28.768	39.077	<b>42.167</b>	197.4	16:46.079		
			10	1:49.720	28.843	38.757	42.120				192.2	18:22.752	10	1:49.994	28.820	38.973	42.201	195.7	18:36.073		
			11	1:49.439	28.836	38.703	41.900				191.2	20:12.191	11	1:50.184	28.921	39.051	42.212	195.3	20:26.257		
			12	1:49.394	28.661	38.705	42.028				196.0	22:01.585	12	1:50.901	29.247	39.291	42.363	194.9	22:17.158		
13	1:49.575	28.941	38.695	41.939	194.9	23:51.160	13	1:50.314	28.926	39.190	42.198	198.5	24:07.472								
<b>14</b>	<b>María BELLOT BERNABE</b>	GASSS-SCHOOL COMPETICION						22	<b>Alejandro CARRION MARTINEZ</b>	BRIEFING COMPETICIO											
			1	2:11.919	43.844	42.973	45.102				164.6	2:11.919	1	2:03.638	40.629	40.363	<b>42.646</b>	175.9	2:03.638		
			2	1:56.668	30.121	41.946	44.601				194.9	4:08.587	2	1:52.801	29.302	40.317	43.182	198.2	3:56.439		
			3	1:56.494	30.205	41.940	44.349				195.7	6:05.081	3	<b>1:52.009</b>	29.188	<b>39.960</b>	42.861	195.3	5:48.448		
			4	1:55.827	30.158	41.645	44.024				194.6	8:00.908	4	1:52.790	<b>29.157</b>	40.103	43.530	196.7	7:41.238		
			5	1:55.995	30.239	41.585	44.171				194.9	9:56.903	5	1:54.814	29.667	41.569	43.578	185.9	9:36.052		
			6	1:56.119	30.330	41.717	44.072				191.8	11:53.022	6	1:54.499	30.372	41.144	42.983	192.9	11:30.551		
			7	1:55.713	30.188	41.653	<b>43.872</b>				191.5	13:48.735	7	1:55.464	29.580	40.587	45.297	189.8	13:26.015		
			8	<b>1:55.582</b>	<b>30.098</b>	41.516	43.968				190.8	15:44.317									
			9	1:55.941	30.261	41.570	44.110				188.2	17:40.258									
			10	1:56.140	30.414	41.666	44.060				187.8	19:36.398									
			<b>18</b>	<b>Miguel MARTIN MARCO</b>	IGAXTEAM									23	<b>Jordi RAPOSEIRAS BERENGUERAS</b>	MIR RACING					
						1	2:06.399				41.304	41.300	43.795				170.9	2:06.399	1	2:11.919	43.844
2	1:53.501	<b>29.826</b>				40.163	43.512	191.8	3:59.900	2	1:56.668	30.121	41.946				44.601	194.9	4:08.587		
3	1:53.523	30.043				40.069	43.411	185.6	5:53.423	3	1:56.494	30.205	41.940				44.349	195.7	6:05.081		
4	<b>1:52.863</b>	29.838				39.875	<b>43.150</b>	186.5	7:46.286	4	1:55.827	30.158	41.645				44.024	194.6	8:00.908		
5	1:53.592	29.838				40.257	43.497	187.2	9:39.878	5	1:55.995	30.239	41.585				44.171	194.9	9:56.903		
6	1:53.787	30.393				39.981	43.413	187.8	11:33.665	6	1:56.119	30.330	41.717				44.072	191.8	11:53.022		
7	1:52.991	29.952				<b>39.843</b>	43.196	187.2	13:26.656	7	1:55.713	30.188	41.653				<b>43.872</b>	191.5	13:48.735		
8	1:53.813	29.869				40.270	43.674	191.8	15:20.469	8	<b>1:55.582</b>	<b>30.098</b>	41.516				43.968	190.8	15:44.317		
9	1:55.145	30.633				40.907	43.605	181.8	17:15.614	9	1:55.941	30.261	41.570				44.110	188.2	17:40.258		
10	1:53.888	30.052				40.254	43.582	186.9	19:09.502	10	1:56.140	30.414	41.666				44.060	187.8	19:36.398		
11	1:54.246	30.323				40.321	43.602	187.5	21:03.748												
12	1:54.275	30.162				40.370	43.743	187.5	22:58.023												
13	1:55.060	30.289	41.052	43.719	186.2	24:53.083															
<b>11</b>	<b>Alex ESCRIG RECHE</b>	MRW-ASPAR TEAM						22	<b>Alejandro CARRION MARTINEZ</b>	BRIEFING COMPETICIO											
			1	2:02.651	40.173	40.079	42.399				172.0	2:02.651	1	2:03.638	40.629	40.363	<b>42.646</b>	175.9	2:03.638		
			2	1:50.878	28.904	39.470	42.504				198.9	3:53.529	2	1:52.801	29.302	40.317	43.182	198.2	3:56.439		
			3	1:50.714	28.774	39.519	42.421				198.2	5:44.243	3	<b>1:52.009</b>	29.188	<b>39.960</b>	42.861	195.3	5:48.448		
			4	1:50.656	28.979	39.345	42.332				201.1	7:34.899	4	1:52.790	<b>29.157</b>	40.103	43.530	196.7	7:41.238		
			5	<b>1:49.758</b>	<b>28.607</b>	38.965	42.186				199.6	9:24.657	5	1:54.814	29.667	41.569	43.578	185.9	9:36.052		
			6	1:50.050	28.807	<b>38.940</b>	42.303				202.2	11:14.707	6	1:54.499	30.372	41.144	42.983	192.9	11:30.551		
			7	1:50.385	28.803	39.087	42.495				201.9	13:05.092	7	1:55.464	29.580	40.587	45.297	189.8	13:26.015		
			8	1:50.975	28.878	39.317	42.780				201.1	14:56.067									
			9	1:50.012	28.768	39.077	<b>42.167</b>				197.4	16:46.079									
			10	1:49.994	28.820	38.973	42.201				195.7	18:36.073									
			11	1:50.184	28.921	39.051	42.212				195.3	20:26.257									
			12	1:50.901	29.247	39.291	42.363				194.9	22:17.158									
13	1:50.314	28.926	39.190	42.198	198.5	24:07.472															
<b>12</b>	<b>Borja GOMEZ RUS</b>	BRIEFING COMPETICION						23	<b>Jordi RAPOSEIRAS BERENGUERAS</b>	MIR RACING											
			1	2:04.121	40.809	40.457	42.855				174.8	2:04.121	1	2:11.919	43.844	42.973	45.102	164.6	2:11.919		
			2	1:52.496	28.987	40.251	43.258				205.7	3:56.617	2	1:56.668	30.121	41.946	44.601	194.9	4:08.587		
			3	1:51.203	28.804	39.762	42.637				201.9	5:47.820	3	1:56.494	30.205	41.940	44.349	195.7	6:05.081		
			4	1:51.083	28.854	39.713	<b>42.</b>														







### Premoto 3


## RFME Cto. España Velocidad Navarra 2017

### Carrera

### Vuelta a vuelta

Mejor Personal Mejor de la sesión B Cruzando la línea de meta por el pit lane.

Vlt.	Tiempo	Sector 1	Sector 2	Sector 3	Km/h	T. Sesión	Vlt.	Tiempo	Sector 1	Sector 2	Sector 3	Km/h	T. Sesión		
4	1:56.421	30.315	41.394	44.712	196.7	7:58.427	12	1:54.596	30.337	40.370	43.889	184.3	22:57.983		
5	1:56.104	30.629	41.393	44.082	193.9	9:54.531	13	1:53.798	30.125	40.424	43.249	186.5	24:51.781		
6	1:55.904	30.311	41.466	44.127	193.9	11:50.435									
7	1:55.551	30.342	41.400	43.809	192.5	13:45.986									
8	1:55.030	30.180	40.988	43.862	193.5	15:41.016									
9	1:55.285	30.117	41.725	43.443	190.8	17:36.301									
10	1:54.474	30.010	40.896	43.568	191.8	19:30.775									
11	1:55.549	30.364	41.030	44.155	189.8	21:26.324									
12	1:54.673	30.243	40.864	43.566	191.8	23:20.997									
13	1:56.359	30.103	40.974	45.282	191.2	25:17.356									
<b>45</b>	<b>Clement ROUGE</b> FRA							<b>51</b>						<b>Tristan WALCH</b> AUT	
	TEAM C-RACER MORIWAKI							ALARXA RACING TEAM						RMU MOTO	
1	2:00.991	38.952	39.386	42.653	172.0	2:00.991	1	2:10.527	42.919	42.556	45.052	169.8	2:10.527		
2	1:50.934	28.979	39.695	42.260	195.3	3:51.925	2	1:56.946	30.652	41.559	44.735	186.2	4:07.473		
3	1:52.151	29.133	40.231	42.787	197.1	5:44.076	3	1:57.219	30.805	41.438	44.976	185.2	6:04.692		
4	1:51.076	28.998	39.338	42.740	198.2	7:35.152	4	1:57.412	31.007	41.666	44.739	183.4	8:02.104		
5	1:50.030	28.619	39.328	42.083	200.0	9:25.182	5	1:57.404	31.068	41.611	44.725	185.2	9:59.508		
6	1:50.480	28.966	39.331	42.183	196.0	11:15.662	6	1:57.061	30.907	41.448	44.706	180.3	11:56.569		
7	1:51.209	28.914	39.844	42.451	196.0	13:06.871	7	1:57.144	31.067	41.383	44.694	180.0	13:53.713		
8	1:51.105	29.098	39.483	42.524	192.5	14:57.976	8	1:56.801	30.598	41.377	44.826	182.1	15:50.514		
9	1:51.502	29.219	39.768	42.515	193.2	16:49.478	9	1:57.445	31.010	41.717	44.718	178.8	17:47.959		
10	1:51.716	29.454	39.532	42.730	191.5	18:41.194	10	1:57.769	31.360	41.771	44.638	176.2	19:45.728		
11	1:52.301	29.584	39.891	42.826	191.8	20:33.495	11	1:58.206	31.543	41.815	44.848	170.9	21:43.934		
12	1:52.464	29.593	39.972	42.899	191.2	22:25.959	12	1:57.894	31.219	41.795	44.880	177.3	23:41.828		
13	1:52.388	29.613	39.673	43.102	191.5	24:18.347	13	1:58.114	31.303	41.703	45.108	177.0	25:39.942		
<b>46</b>	<b>David SALVADOR GOMEZ</b> ESP							<b>57</b>						<b>Kenny KOSKINEN</b> FIN	
	CUNA DE CAMPEONES MIR RACING							H43 TEAM NOBBY						BEON	
1	1:59.060	38.030	39.232	41.798	164.9	1:59.060	1	2:01.612	39.394	39.465	42.753	173.1	2:01.612		
2	1:49.667	28.670	39.123	41.874	203.4	3:48.727	2	1:50.866	28.852	39.622	42.392	200.4	3:52.478		
3	1:49.161	28.738	38.766	41.657	200.7	5:37.888	3	1:50.916	28.916	39.680	42.320	200.0	5:43.394		
4	1:49.168	28.454	38.865	41.849	200.0	7:27.056	4	1:50.545	28.856	39.259	42.430	195.3	7:33.939		
5	1:49.010	28.390	38.761	41.859	199.3	9:16.066	5	1:50.429	29.039	39.311	42.079	196.4	9:24.368		
6	1:49.211	28.596	38.721	41.894	198.2	11:05.277	6	1:50.187	28.816	38.989	42.382	198.9	11:14.555		
7	1:49.125	28.669	38.787	41.669	198.2	12:54.402	7	2:00.963	29.097	39.487	52.379	199.3	13:15.518		
8	1:49.040	28.913	38.388	41.739	192.9	14:43.442	8	1:55.769	33.885	39.372	42.512	156.7	15:11.287		
9	1:49.618	28.934	38.891	41.793	198.2	16:33.060	9	1:51.529	29.189	39.713	42.627	194.9	17:02.816		
10	1:49.678	29.090	38.703	41.885	186.5	18:22.738	10	1:50.983	29.053	39.451	42.479	192.5	18:53.799		
11	1:49.535	29.181	38.654	41.700	188.5	20:12.273	11	1:51.446	29.175	39.662	42.609	192.5	20:45.245		
12	1:49.686	28.826	38.979	41.881	195.3	22:01.959	12	1:51.017	29.098	39.357	42.562	193.5	22:36.262		
13	1:49.856	28.924	38.740	42.192	195.7	23:51.815	13	1:50.967	28.991	39.353	42.623	193.5	24:27.229		
<b>50</b>	<b>Ondrej VOSTATEK</b> CZE							<b>58</b>						<b>Íñigo IGLESIAS BRAVO</b> ESP	
	ETG RACING							IMC TEAM							
1	2:06.059	41.603	40.832	43.624	175.3	2:06.059	1	2:03.283	40.334	40.103	42.846	172.0	2:03.283		
2	1:54.282	30.032	40.767	43.483	188.8	4:00.341	2	1:51.528	29.218	39.599	42.711	195.7	3:54.811		
3	1:53.541	29.961	40.425	43.155	186.2	5:53.882	3	1:51.229	29.104	39.415	42.710	194.9	5:46.040		
4	1:53.066	29.753	40.096	43.217	188.2	7:46.948	4	1:51.446	28.947	39.560	42.939	194.9	7:37.486		
5	1:52.970	29.920	39.833	43.217	187.2	9:39.918	5	1:51.441	29.022	39.665	42.754	191.5	9:28.927		
6	1:53.210	30.064	39.948	43.198	188.5	11:33.128	6	1:51.710	29.236	39.579	42.895	192.9	11:20.637		
7	1:53.273	30.043	40.060	43.170	190.8	13:26.401	7	1:52.209	29.324	40.122	42.763	193.9	13:12.846		
8	1:54.209	29.963	40.795	43.451	189.1	15:20.610	8	1:51.733	29.290	39.656	42.787	192.9	15:04.579		
9	1:54.637	30.878	40.229	43.530	184.9	17:15.247	9	1:51.976	29.397	39.807	42.772	190.1	16:56.555		
10	1:53.917	30.270	40.092	43.555	183.7	19:09.164	10	1:52.172	29.713	39.569	42.890	188.8	18:48.727		
11	1:54.223	30.452	40.292	43.479	183.1	21:03.387	11	1:51.229	29.195	39.413	42.621	192.9	20:39.956		
							12	1:51.506	29.427	39.307	42.772	193.2	22:31.462		
							13	1:51.862	29.121	39.365	43.376	193.5	24:23.324		
<b>66</b>	<b>Adrián HUERTAS DEL OLMO</b> ESP							<b>66</b>						<b>Adrián HUERTAS DEL OLMO</b> ESP	
	CUNA DE CAMPEONES MIR RACING							CUNA DE CAMPEONES MIR RACING							
1	1:58.636	37.488	39.030	42.118		1:58.636	1	1:58.636	37.488	39.030	42.118		1:58.636		
2	1:49.697	28.721	38.846	42.130	197.8	3:48.333	2	1:49.697	28.721	38.846	42.130	197.8	3:48.333		
3	1:49.057	28.710	38.699	41.648	196.4	5:37.390	3	1:49.057	28.710	38.699	41.648	196.4	5:37.390		



### Premoto 3


## RFME Cto. España Velocidad Navarra 2017

### Carrera

### Vuelta a vuelta

Mejor Personal    Mejor de la sesión    B Cruzando la línea de meta por el pit lane.

Vlt.	Tiempo	Sector 1	Sector 2	Sector 3	Km/h	T. Sesión	Vlt.	Tiempo	Sector 1	Sector 2	Sector 3	Km/h	T. Sesión
4	1:48.475	28.519	38.462	41.494	196.0	7:25.865	12	1:51.947	29.532	39.608	42.807	189.8	22:44.492
5	<b>1:48.239</b>	<b>28.145</b>	38.485	41.609	201.5	9:14.104	13	<b>1:51.818</b>	29.525	<b>39.604</b>	<b>42.689</b>	190.1	24:36.310
6	1:49.038	28.644	38.620	41.774	195.7	11:03.142							
7	1:48.951	28.581	38.684	41.686	198.2	12:52.093							
8	1:49.070	28.570	38.806	41.694	196.7	14:41.163							
9	1:49.150	28.650	38.860	41.640	197.8	16:30.313							
10	1:49.117	28.554	38.751	41.812	193.9	18:19.430							
11	1:49.602	28.754	38.825	42.023	195.7	20:09.032							
12	1:49.209	28.680	38.881	41.648	196.7	21:58.241							
13	1:49.287	28.547	38.619	42.121	197.4	23:47.528							
<b>74</b> <b>Piotr BIESIEKIRSKI</b> POL							<b>96</b> <b>Daniel HOLGADO MIRALLES</b> ESP						
EUVIC MOTOTEK MORIWAKI							SCHOOL TEAM ESTRELLA GALICIA 0,0 BEON						
1	2:08.283	42.507	41.828	43.948	165.4	2:08.283	1	1:59.932	38.526	39.285	42.121	173.9	1:59.932
2	1:55.303	30.574	40.939	43.790	183.7	4:03.586	2	1:49.933	28.674	39.234	42.025	201.9	3:49.865
3	1:54.915	30.499	40.595	43.821	187.2	5:58.501	3	1:49.192	28.562	38.764	41.866	201.1	5:39.057
4	1:54.469	30.508	40.514	<b>43.447</b>	185.9	7:52.970	4	1:48.922	28.382	38.805	41.735	203.0	7:27.979
5	<b>1:54.402</b>	30.452	40.386	43.564	187.2	9:47.372	5	<b>1:48.815</b>	<b>28.258</b>	38.798	41.759	203.8	9:16.794
6	1:54.692	30.449	<b>40.324</b>	43.919	185.6	11:42.064	6	1:49.188	28.547	38.796	41.845	204.5	11:05.982
7	1:54.772	<b>30.428</b>	40.470	43.874	184.0	13:36.836	7	1:49.183	28.516	38.843	41.824	203.4	12:55.165
8	1:55.298	30.685	40.680	43.933	181.2	15:32.134	8	1:49.302	28.648	38.786	41.868	204.2	14:44.467
9	1:54.836	30.854	40.349	43.633	179.1	17:26.970	9	1:49.167	28.516	38.858	41.793	201.9	16:33.634
10	1:54.965	30.768	40.505	43.692	180.3	19:21.935	10	1:49.827	28.837	39.032	41.958	198.5	18:23.461
11	1:55.100	30.867	40.638	43.595	180.6	21:17.035	11	1:49.310	28.973	<b>38.760</b>	<b>41.577</b>	196.4	20:12.771
12	1:55.739	30.762	40.825	44.152	180.3	23:12.774	12	1:49.377	28.688	38.896	41.793	206.1	22:02.148
13	1:56.283	30.929	40.978	44.376	180.6	25:09.057	13	1:49.784	28.624	39.260	41.900	203.4	23:51.932
<b>76</b> <b>Julian GIRAL ROMERO</b> ESP							<b>99</b> <b>Carlos TATAY VILA</b> ESP						
SCHOOL TEAM ESTRELLA GALICIA 0,0 BEON							MRW-ASPAR TEAM BEON						
1	1:59.289	37.892	39.575	41.822	169.0	1:59.289	1	2:01.518	39.748	39.289	42.481	165.4	2:01.518
2	1:49.539	28.635	39.111	41.793	203.4	3:48.828	2	1:49.956	28.824	39.109	42.023	196.0	3:51.474
3	1:49.814	28.925	38.951	41.938	201.9	5:38.642	3	1:50.090	29.236	38.757	42.097	193.5	5:41.564
4	1:48.887	28.455	38.769	41.663	199.3	7:27.529	4	1:49.596	28.853	38.867	41.876	192.9	7:31.160
5	<b>1:48.839</b>	<b>28.438</b>	38.718	41.683	204.5	9:16.368	5	1:49.603	28.715	38.832	42.056	192.2	9:20.763
6	1:49.202	28.838	38.708	<b>41.656</b>	198.9	11:05.570	6	1:49.408	28.826	38.650	41.932	193.2	11:10.171
7	1:49.218	28.763	38.776	41.679	201.1	12:54.788	7	1:49.644	28.747	38.794	42.103	194.6	12:59.815
8	1:49.540	28.869	<b>38.567</b>	42.104	201.5	14:44.328	8	1:49.033	<b>28.521</b>	38.584	41.928	194.9	14:48.848
9	1:49.563	28.959	38.783	41.821	197.4	16:33.891	9	<b>1:49.003</b>	28.701	<b>38.498</b>	<b>41.804</b>	194.9	16:37.851
10	1:49.773	28.856	39.179	41.738	202.2	18:23.664	10	1:49.385	28.703	38.715	41.967	194.2	18:27.236
11	1:49.626	28.987	38.971	41.668	199.3	20:13.290	11	1:49.126	28.700	38.608	41.818	195.3	20:16.362
12	1:49.141	28.489	38.847	41.805	201.9	22:02.431	12	1:49.790	28.775	38.743	42.272	192.2	22:06.152
13	1:49.759	28.869	38.957	41.933	204.5	23:52.190	13	1:50.175	28.931	39.069	42.175	191.2	23:56.327
<b>93</b> <b>Tom BERÇOT</b> FRA													
BLUMAQ HMA RACING BEON													
1	2:04.583	40.904	40.645	43.034	175.0	2:04.583							
2	1:52.124	29.084	39.985	43.055	199.6	3:56.707							
3	1:56.151	<b>29.070</b>	43.886	43.195	198.9	5:52.858							
4	1:52.490	29.485	39.799	43.206	191.8	7:45.348							
5	1:51.907	29.399	39.636	42.872	193.9	9:37.255							
6	1:53.174	29.493	40.324	43.357	194.6	11:30.429							
7	1:52.225	29.464	39.720	43.041	191.8	13:22.654							
8	1:52.135	29.683	39.617	42.835	189.8	15:14.789							
9	1:52.579	29.661	39.843	43.075	189.5	17:07.368							
10	1:52.233	29.574	39.874	42.785	189.8	18:59.601							
11	1:52.944	29.762	40.315	42.867	188.8	20:52.545							

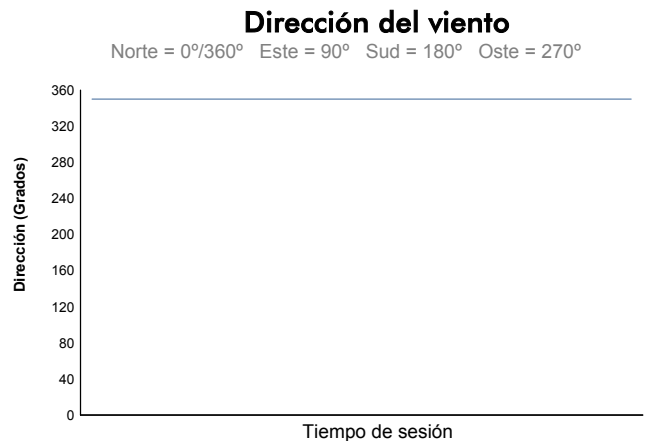
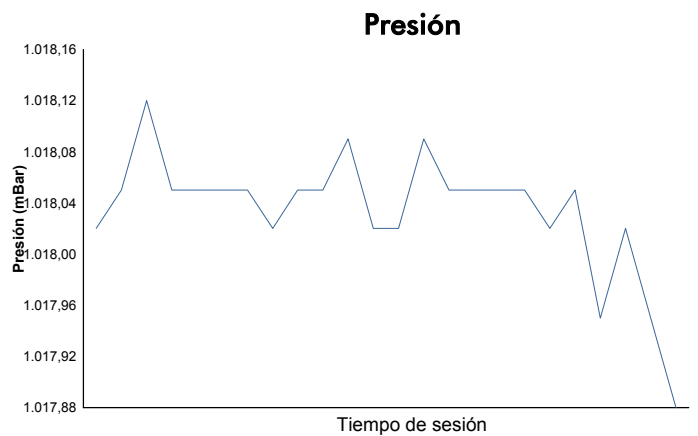
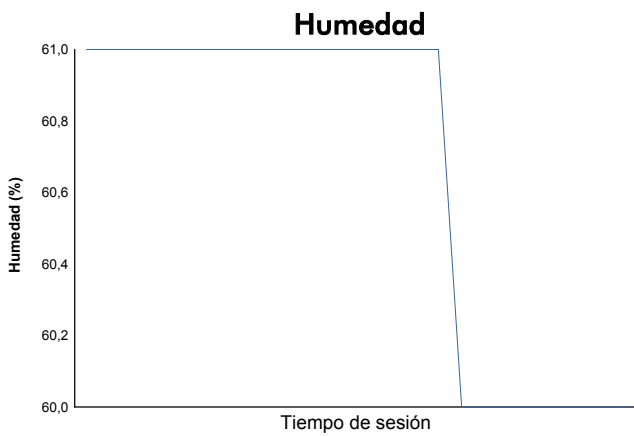
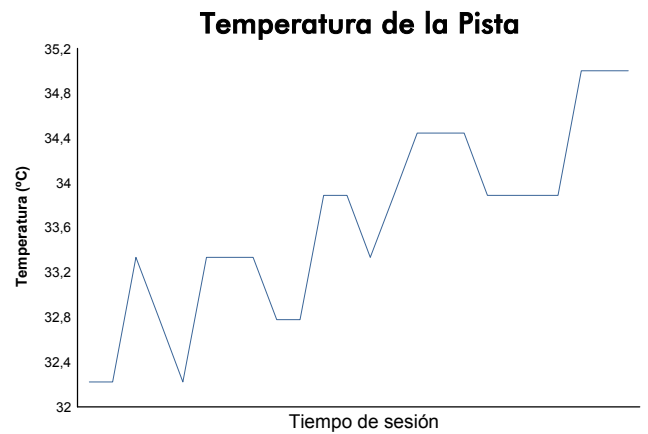
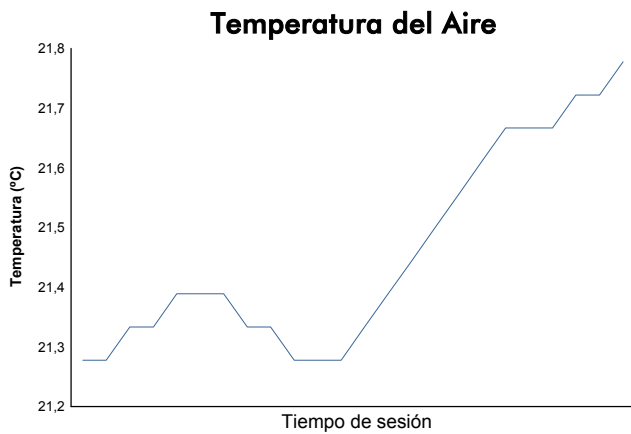


# RFME Cto. España Velocidad Navarra 2017

Premoto 3

Carrera

Informe meteorológico



Estado de la pista:

**SECO**




### Premoto 3

RFME Cto. España Velocidad Navarra 2017

Carrera

Mejores Velocidades Máximas

Piloto	Equipo		V.Max 1		V.Max 2		V. Max 3		V. Max 4		V.Max 5		Pro
			Km/h	Vlt.	Km/h	Vlt.	Km/h	Vlt.	Km/h	Vlt.	Km/h	Vlt.	
96 Daniel HOGGADO MIRALLES	SCHOOL TEAM ESTRELLA GALICIA 0,0	Premc	206.1	12	204.5	6	204.2	8	203.8	5	203.4	13	204,4
12 Borja GOMEZ RUS	BRIEFING COMPETICION	Premc	205.7	2	204.5	6	202.6	5	202.6	7	202.2	4	203,5
31 Adrian FERNANDEZ GONZALEZ	AJO ACADEMY	Premc	204.9	3	201.9	2	201.5	4	200.0	5	198.9	11	201,4
35 Joshua BAUER	SCHOOL TEAM ESTRELLA GALICIA 0,0	Premc	204.9	3	201.5	4	201.1	10	200.7	9	200.7	12	201,8
76 Julian GIRAL ROMERO	SCHOOL TEAM ESTRELLA GALICIA 0,0	Premc	204.5	13	204.5	5	203.4	2	202.2	10	201.9	3	203,3
30 Lorenzo FELLON	AJO ACADEMY	Premc	203.8	3	200.4	4	200.4	5	200.0	7	199.3	9	200,8
46 David SALVADOR GOMEZ	CUNA DE CAMPEONES	Premc	203.4	2	200.7	3	200.0	4	199.3	5	198.2	7	200,3
11 Alex ESCRIG RECHE	MRW-ASPAR TEAM	Premc	202.2	6	201.9	7	201.1	8	201.1	4	199.6	5	201,2
7 Barry BALTUS	AJO ACADEMY	Premc	202.2	7	201.9	2	200.4	5	200.0	3	199.6	6	200,8
66 Adrian HUERTAS DEL OLMO	CUNA DE CAMPEONES	Premc	201.5	5	198.2	7	197.8	2	197.8	9	197.4	13	198,5
57 Kenny KOSKINEN	H43 TEAM NOBBY	Premc	200.4	2	200.0	3	199.3	7	198.9	6	196.4	5	199,0
45 Clement ROUGE	TEAM C-RACER	Premc	200.0	5	198.2	4	197.1	3	196.0	7	196.0	6	197,5
93 Tom BERÇOT	BLUMAQ HMA RACING	Premc	199.6	2	198.9	3	194.6	6	193.9	5	191.8	7	195,8
27 Nicolas CZYBA	BLUMAQ HMA RACING	Premc	198.2	2	196.7	7	196.4	6	196.4	4	196.0	3	196,7
22 Alejandro CARRION MARTINEZ	BRIEFING COMPETICIO	Premc	198.2	2	196.7	4	195.3	3	192.9	6	189.8	7	194,6
24 Raul PEREZ ORNEDO	JEREZ ANDALUCIA MOTOR TALENT	Premc	197.8	2	196.0	3	195.3	4	192.5	10	192.2	5	194,8
34 Pedro ACOSTA SANCHEZ	CUNA DE CAMPEONES	Premc	197.4	7	197.4	3	197.1	5	196.7	4	196.4	2	197,0
37 Mauro GONZALEZ ROJAS	GECI MOTORSPORT	Premc	197.4	3	196.7	4	195.3	2	193.9	5	193.9	6	195,4
14 Maria BELLOT BERNABE	GASSS-SCHOOL COMPETICION	Premc	196.7	5	196.4	2	194.6	4	194.2	3	192.9	7	195,0
99 Carlos TATAY VILA	MRW-ASPAR TEAM	Premc	196.0	2	195.3	11	194.9	9	194.9	8	194.6	7	195,1
23 Jordi RAPOSEIRAS BERENGUERAS		Premc	195.7	3	194.9	2	194.9	5	194.6	4	191.8	6	194,4
58 Iñigo IGLESIAS BRAVO	IMC TEAM	Premc	195.7	2	194.9	3	194.9	4	193.9	7	193.5	13	194,6
4 Kiko MARIA	MOTOR LOVERS	Premc	194.2	3	193.9	5	193.5	6	192.9	4	191.2	8	193,1
18 Miguel MARTIN MARCO	IGAXTEAM	Premc	191.8	2	191.8	8	187.8	6	187.5	12	187.5	11	189,3
50 Ondrej VOSTATEK	ETG RACING	Premc	190.8	7	189.1	8	188.8	2	188.5	6	188.2	4	189,1
25 Luis M. VERDUGO DE LA TORRE		Premc	187.8	2	186.9	4	185.6	3	172.0	1			183,1
74 Piotr BIESIEKIRSKI	EUVIC MOTOTEK	Premc	187.2	3	187.2	5	185.9	4	185.6	6	184.0	7	186,0
51 Tristan WALCH	ALARXA RACING TEAM	Premc	186.2	2	185.2	3	185.2	5	183.4	4	182.1	8	184,4
53 Brian David HART	JEREZ ANDALUCIA MOTOR TALENT	Premc											



### Premoto 3


## RFME Cto. España Velocidad Navarra 2017

### Carrera

### Vuelta a vuelta

Mejor Personal Mejor de la sesión B Cruzando la línea de meta por el pit lane.

Vlt.	Nombre	Equipo	Sector 1	Sector 2	Sector 3	Km/h	T. Sesión	Vlt.	Nombre	Equipo	Sector 1	Sector 2	Sector 3	Km/h	T. Sesión
<b>4</b>	<b>Kiko MARIA</b>	MOTOR LOVERS						7	<b>1:50.908</b>	GASSS-SCHOOL COMPETICION					
1	2:11.995	43.309	43.298	45.388	165.4	2:11.995	28.874	39.380	42.654	202.6	13:11.688				
2	1:58.723	31.031	42.561	45.131	187.8	4:10.718									
3	1:58.092	30.984	42.135	44.973	194.2	6:08.810									
4	1:57.771	30.803	42.339	44.629	192.9	8:06.581									
5	1:58.044	30.995	42.174	44.875	193.9	10:04.625									
6	1:57.874	30.989	42.074	44.811	193.5	12:02.499									
7	<b>1:57.168</b>	<b>30.782</b>	<b>41.837</b>	<b>44.549</b>	191.2	13:59.667									
8	1:59.536	30.892	43.346	45.298	191.2	15:59.203									
9	2:00.219	31.851	42.986	45.382	188.8	17:59.422									
10	1:58.866	31.475	42.319	45.072	187.2	19:58.288									
11	1:58.899	31.475	42.334	45.090	190.1	21:57.187									
12	2:01.578	33.178	43.037	45.363	165.4	23:58.765									
<b>7</b>	<b>Barry BALTUS</b>	AJO ACADEMY						<b>14</b>	<b>María BELLOT BERNABE</b>	GASSS-SCHOOL COMPETICION					
1	1:59.004	37.696	39.240	42.068	201.9	1:59.004	1	2:09.007	43.326	41.697	43.984	170.1	2:09.007		
2	1:49.677	28.549	39.107	42.021	201.9	3:48.681	2	1:54.539	29.969	41.058	<b>43.512</b>	196.4	4:03.546		
3	1:49.195	28.615	38.741	<b>41.839</b>	200.0	5:37.876	3	1:54.554	29.958	40.765	43.831	194.2	5:58.100		
4	1:49.503	28.666	38.928	41.909	199.3	7:27.379	4	1:54.470	29.964	40.799	43.707	194.6	7:52.570		
5	1:48.952	<b>28.325</b>	38.684	41.943	200.4	9:16.331	5	<b>1:54.310</b>	<b>29.847</b>	40.793	43.670	196.7	9:46.880		
6	1:49.161	28.542	38.750	41.869	199.6	11:05.492	6	1:54.424	30.093	40.674	43.657	192.9	11:41.304		
7	<b>1:48.931</b>	28.588	38.424	41.919	202.2	12:54.423	7	1:55.532	30.137	41.714	43.681	192.9	13:36.836		
8	1:49.046	28.647	<b>38.418</b>	41.981	194.6	14:43.469	8	1:54.763	29.962	41.151	43.650	190.1	15:31.599		
9	1:49.563	29.004	38.556	42.003	199.6	16:33.032	9	1:54.417	30.056	40.696	43.665	190.5	17:26.016		
10	1:49.720	28.843	38.757	42.120	192.2	18:22.752	10	1:54.358	30.083	<b>40.536</b>	43.739	190.8	19:20.374		
11	1:49.439	28.836	38.703	41.900	191.2	20:12.191	11	1:54.562	30.086	40.769	43.707	191.2	21:14.936		
12	1:49.394	28.661	38.705	42.028	196.0	22:01.585	12	1:54.550	29.957	40.902	43.691	191.5	23:09.486		
13	1:49.575	28.941	38.695	41.939	194.9	23:51.160	13	1:54.367	29.973	40.622	43.772	191.8	25:03.853		
<b>11</b>	<b>Alex ESCRIG RECHE</b>	MRW-ASPAR TEAM						<b>18</b>	<b>Miguel MARTIN MARCO</b>	IGAXTEAM					
1	2:02.651	40.173	40.079	42.399	172.0	2:02.651	1	2:06.399	41.304	41.300	43.795	170.9	2:06.399		
2	1:50.878	28.904	39.470	42.504	198.9	3:53.529	2	1:53.501	<b>29.826</b>	40.163	43.512	191.8	3:59.900		
3	1:50.714	28.774	39.519	42.421	198.2	5:44.243	3	1:53.523	30.043	40.069	43.411	185.6	5:53.423		
4	1:50.656	28.979	39.345	42.332	201.1	7:34.899	4	<b>1:52.863</b>	29.838	39.875	<b>43.150</b>	186.5	7:46.286		
5	<b>1:49.758</b>	<b>28.607</b>	38.965	42.186	199.6	9:24.657	5	1:53.592	29.838	40.257	43.497	187.2	9:39.878		
6	1:50.050	28.807	<b>38.940</b>	42.303	202.2	11:14.707	6	1:53.787	30.393	39.981	43.413	187.8	11:33.665		
7	1:50.385	28.803	39.087	42.495	201.9	13:05.092	7	1:52.991	29.952	<b>39.843</b>	43.196	187.2	13:26.656		
8	1:50.975	28.878	39.317	42.780	201.1	14:56.067	8	1:53.813	29.869	40.270	43.674	191.8	15:20.469		
9	1:50.012	28.768	39.077	<b>42.167</b>	197.4	16:46.079	9	1:55.145	30.633	40.907	43.605	181.8	17:15.614		
10	1:49.994	28.820	38.973	42.201	195.7	18:36.073	10	1:53.888	30.052	40.254	43.582	186.9	19:09.502		
11	1:50.184	28.921	39.051	42.212	195.3	20:26.257	11	1:54.246	30.323	40.321	43.602	187.5	21:03.748		
12	1:50.901	29.247	39.291	42.363	194.9	22:17.158	12	1:54.275	30.162	40.370	43.743	187.5	22:58.023		
13	1:50.314	28.926	39.190	42.198	198.5	24:07.472	13	1:55.060	30.289	41.052	43.719	186.2	24:53.083		
<b>12</b>	<b>Borja GOMEZ RUS</b>	BRIEFING COMPETICION						<b>22</b>	<b>Alejandro CARRION MARTINEZ</b>	BRIEFING COMPETICION					
1	2:04.121	40.809	40.457	42.855	174.8	2:04.121	1	2:03.638	40.629	40.363	<b>42.646</b>	175.9	2:03.638		
2	1:52.496	28.987	40.251	43.258	205.7	3:56.617	2	1:52.801	29.302	40.317	43.182	198.2	3:56.439		
3	1:51.203	28.804	39.762	42.637	201.9	5:47.820	3	<b>1:52.009</b>	29.188	<b>39.960</b>	42.861	195.3	5:48.448		
4	1:51.083	28.854	39.713	<b>42.516</b>	202.2	7:38.903	4	1:52.790	<b>29.157</b>	40.103	43.530	196.7	7:41.238		
5	1:50.945	28.966	39.432	42.547	202.6	9:29.848	5	1:54.814	29.667	41.569	43.578	185.9	9:36.052		
6	1:50.932	<b>28.751</b>	39.645	42.536	204.5	11:20.780	6	1:54.499	30.372	41.144	42.983	192.9	11:30.551		
							7	1:55.464	29.580	40.587	45.297	189.8	13:26.015		
							<b>23</b>	<b>Jordi RAPOSEIRAS BERENGUERAS</b>	MIR RACING						
							1	2:11.919	43.844	42.973	45.102	164.6	2:11.919		
							2	1:56.668	30.121	41.946	44.601	194.9	4:08.587		
							3	1:56.494	30.205	41.940	44.349	195.7	6:05.081		
							4	1:55.827	30.158	41.645	44.024	194.6	8:00.908		
							5	1:55.995	30.239	41.585	44.171	194.9	9:56.903		
							6	1:56.119	30.330	41.717	44.072	191.8	11:53.022		
							7	1:55.713	30.188	41.653	<b>43.872</b>	191.5	13:48.735		
							8	<b>1:55.582</b>	<b>30.098</b>	41.516	43.968	190.8	15:44.317		
							9	1:55.941	30.261	41.570	44.110	188.2	17:40.258		
							10	1:56.140	30.414	41.666	44.060	187.8	19:36.398		



## Premoto 3

### RFME Cto. España Velocidad Navarra 2017

#### Carrera

#### Vuelta a vuelta

Mejor Personal Mejor de la sesión B Cruzando la línea de meta por el pit lane.

Vlt.	Tiempo	Sector 1	Sector 2	Sector 3	Km/h	T. Sesión
11	1:56.004	30.644	<b>41.365</b>	43.995	188.5	21:32.402
12	1:56.411	30.629	41.606	44.176	191.8	23:28.813
13	1:57.121	30.637	41.924	44.560	189.5	25:25.934

24 Raul PEREZ ORNEO ESP						
JEREZ ANDALUCIA MOTOR TALENT RC SPORT						
1	2:04.945	41.020	40.792	43.133	173.9	2:04.945
2	1:52.194	<b>29.188</b>	39.860	43.146	197.8	3:57.139
3	<b>1:51.751</b>	29.299	39.621	42.831	196.0	5:48.890
4	1:52.329	29.407	39.687	43.235	195.3	7:41.219
5	1:52.295	29.610	39.844	42.841	192.2	9:33.514
6	1:52.141	29.645	<b>39.578</b>	42.918	191.8	11:25.655
7	1:52.415	29.599	39.749	43.067	191.5	13:18.070
8	1:52.527	29.584	39.862	43.081	189.1	15:10.597
9	1:52.584	29.795	39.993	<b>42.796</b>	188.5	17:03.181
10	1:52.064	29.497	39.578	42.989	192.5	18:55.245
11	1:52.728	29.729	39.840	43.159	190.1	20:47.973
12	1:53.041	29.771	40.034	43.236	189.1	22:41.014
13	1:53.300	29.931	40.172	43.197	189.1	24:34.314

25 Luis M. VERDUGO DE LA TORRE ESP						
1	2:07.237	41.785	41.193	44.259	172.0	2:07.237
2	1:54.786	30.041	40.754	43.991	187.8	4:02.023
3	<b>1:54.434</b>	30.117	<b>40.470</b>	43.847	185.6	5:56.457
4	1:54.913	<b>29.893</b>	41.348	<b>43.672</b>	186.9	7:51.370

27 Nicolas CZYBA GER						
BLUMAQ HMA RACING BEON						
1	2:03.482	40.459	40.372	42.651	174.5	2:03.482
2	1:51.668	29.154	40.051	42.463	198.2	3:55.150
3	1:51.211	28.933	39.848	<b>42.430</b>	196.0	5:46.361
4	<b>1:51.108</b>	<b>28.920</b>	39.619	42.569	196.4	7:37.469
5	1:51.661	29.256	39.858	42.547	187.2	9:29.130
6	1:51.909	29.123	40.254	42.532	196.4	11:21.039
7	1:52.064	29.021	40.316	42.727	196.7	13:13.103
8	1:52.041	29.127	40.133	42.781	195.7	15:05.144
9	1:51.515	29.342	39.700	42.473	191.5	16:56.659
10	1:51.505	29.319	39.622	42.564	191.8	18:48.164
11	1:51.547	29.433	39.544	42.570	190.8	20:39.711
12	1:51.204	29.302	<b>39.396</b>	42.506	190.8	22:30.915
13	1:51.427	29.341	39.421	42.665	190.8	24:22.342

30 Lorenzo FELLON FRA						
AJO ACADEMY BEON						
1	2:01.635	39.630	39.754	42.251		2:01.635
2	1:50.406	29.013	39.291	42.102	192.9	3:52.041
3	1:49.647	28.879	38.965	41.803	203.8	5:41.688
4	1:49.867	28.426	39.518	41.923	200.4	7:31.555
5	1:49.422	28.532	38.957	41.933	200.4	9:20.977
6	1:49.282	28.799	38.852	<b>41.631</b>	193.2	11:10.259
7	1:49.124	28.424	38.835	41.865	200.0	12:59.383
8	<b>1:49.010</b>	<b>28.388</b>	38.803	41.819	198.9	14:48.393
9	1:49.039	28.523	<b>38.704</b>	41.812	199.3	16:37.432
10	1:49.580	28.555	39.056	41.969	197.1	18:27.012
11	3:04.517	1:39.515	41.252	43.750	197.1	21:31.529


Vlt.	Tiempo	Sector 1	Sector 2	Sector 3	Km/h	T. Sesión
12	1:53.218	29.600	40.214	43.404	196.7	23:24.747
13	1:51.741	29.431	39.663	42.647	197.1	25:16.488

31 Adrian FERNANDEZ GONZALEZ ESP						
AJO ACADEMY BEON						
1	2:01.981	40.039	39.808	42.134	173.4	2:01.981
2	1:50.614	28.886	39.464	42.264	201.9	3:52.595
3	1:51.467	<b>28.626</b>	40.350	42.491	204.9	5:44.062
4	1:49.944	28.765	<b>39.026</b>	42.153	201.5	7:34.006
5	<b>1:49.881</b>	28.632	39.135	42.114	200.0	9:23.887
6	1:50.331	29.004	39.074	42.253	198.5	11:14.218
7	1:50.596	29.047	39.108	42.441	197.4	13:04.814
8	1:51.184	28.988	39.270	42.926	196.4	14:55.998
9	1:50.236	29.092	39.148	41.996	193.9	16:46.234
10	1:50.175	29.042	39.095	42.038	197.1	18:36.409
11	1:49.891	28.853	39.057	<b>41.981</b>	198.9	20:26.300
12	1:50.515	28.974	39.297	42.244	196.4	22:16.815
13	1:50.521	29.106	39.133	42.282	195.7	24:07.336

34 Pedro ACOSTA SANCHEZ ESP						
CUNA DE CAMPEONES MIR RACING						
1	1:58.739	37.580	39.131	42.028		1:58.739
2	1:49.650	28.704	38.952	41.994	196.4	3:48.389
3	1:48.831	28.475	38.663	41.693	197.4	5:37.220
4	<b>1:48.309</b>	28.326	<b>38.400</b>	<b>41.583</b>	196.7	7:25.529
5	1:48.333	<b>28.185</b>	38.444	41.704	197.1	9:13.862
6	1:49.436	28.979	38.727	41.730	189.5	11:03.298
7	1:48.953	28.508	38.789	41.656	197.4	12:52.251
8	1:48.824	28.508	38.567	41.749	194.6	14:41.075
9	1:49.175	28.851	38.619	41.705	196.4	16:30.250
10	1:49.144	28.390	38.862	41.892	194.9	18:19.394
11	1:49.801	28.882	38.906	42.013	192.9	20:09.195
12	1:48.996	28.606	38.619	41.771	196.4	21:58.191
13	1:49.310	28.682	38.703	41.925	184.9	23:47.501

35 Joshua BAUER GER						
SCHOOL TEAM ESTRELLA GALICIA 0,0 BEON						
1	1:59.900	38.399	39.267	42.234	174.5	1:59.900
2	1:50.164	28.835	39.468	41.861	198.9	3:50.064
3	1:49.300	28.515	38.918	41.867	204.9	5:39.364
4	1:49.105	28.412	38.739	41.954	201.5	7:28.469
5	1:49.630	28.650	38.999	41.981	195.7	9:18.099
6	1:49.073	28.688	<b>38.546</b>	41.839	198.9	11:07.172
7	1:49.296	28.682	38.682	41.932	199.3	12:56.468
8	1:48.781	28.433	38.556	41.792	198.2	14:45.249
9	<b>1:48.754</b>	<b>28.407</b>	38.584	41.763	200.7	16:34.003
10	1:49.565	28.842	38.844	41.879	201.1	18:23.568
11	1:48.980	28.702	38.609	<b>41.669</b>	198.9	20:12.548
12	1:49.385	28.710	38.589	42.086	200.7	22:01.933
13	1:49.868	29.057	38.829	41.982	195.3	23:51.801

37 Mauro GONZALEZ ROJAS ESP						
GECI MOTORSPORT EME						
1	2:10.026	42.160	43.074	44.792	169.3	2:10.026
2	1:56.223	30.209	41.765	44.249	195.3	4:06.249
3	1:55.757	30.235	41.403	44.119	197.4	6:02.006



### Premoto 3

## RFME Cto. España Velocidad Navarra 2017


### Carrera

### Vuelta a vuelta

Mejor Personal Mejor de la sesión B Cruzando la línea de meta por el pit lane.

Vlt.	Tiempo	Sector 1	Sector 2	Sector 3	Km/h	T. Sesión	Vlt.	Tiempo	Sector 1	Sector 2	Sector 3	Km/h	T. Sesión		
4	1:56.421	30.315	41.394	44.712	196.7	7:58.427	12	1:54.596	30.337	40.370	43.889	184.3	22:57.983		
5	1:56.104	30.629	41.393	44.082	193.9	9:54.531	13	1:53.798	30.125	40.424	43.249	186.5	24:51.781		
6	1:55.904	30.311	41.466	44.127	193.9	11:50.435									
7	1:55.551	30.342	41.400	43.809	192.5	13:45.986									
8	1:55.030	30.180	40.988	43.862	193.5	15:41.016									
9	1:55.285	30.117	41.725	43.443	190.8	17:36.301									
10	1:54.474	30.010	40.896	43.568	191.8	19:30.775									
11	1:55.549	30.364	41.030	44.155	189.8	21:26.324									
12	1:54.673	30.243	40.864	43.566	191.8	23:20.997									
13	1:56.359	30.103	40.974	45.282	191.2	25:17.356									
<b>45</b>	<b>Clement ROUGE</b> FRA							<b>51</b>						<b>Tristan WALCH</b> AUT	
	TEAM C-RACER MORIWAKI							ALARXA RACING TEAM						RMU MOTO	
1	2:00.991	38.952	39.386	42.653	172.0	2:00.991	1	2:10.527	42.919	42.556	45.052	169.8	2:10.527		
2	1:50.934	28.979	39.695	42.260	195.3	3:51.925	2	1:56.946	30.652	41.559	44.735	186.2	4:07.473		
3	1:52.151	29.133	40.231	42.787	197.1	5:44.076	3	1:57.219	30.805	41.438	44.976	185.2	6:04.692		
4	1:51.076	28.998	39.338	42.740	198.2	7:35.152	4	1:57.412	31.007	41.666	44.739	183.4	8:02.104		
5	1:50.030	28.619	39.328	42.083	200.0	9:25.182	5	1:57.404	31.068	41.611	44.725	185.2	9:59.508		
6	1:50.480	28.966	39.331	42.183	196.0	11:15.662	6	1:57.061	30.907	41.448	44.706	180.3	11:56.569		
7	1:51.209	28.914	39.844	42.451	196.0	13:06.871	7	1:57.144	31.067	41.383	44.694	180.0	13:53.713		
8	1:51.105	29.098	39.483	42.524	192.5	14:57.976	8	1:56.801	30.598	41.377	44.826	182.1	15:50.514		
9	1:51.502	29.219	39.768	42.515	193.2	16:49.478	9	1:57.445	31.010	41.717	44.718	178.8	17:47.959		
10	1:51.716	29.454	39.532	42.730	191.5	18:41.194	10	1:57.769	31.360	41.771	44.638	176.2	19:45.728		
11	1:52.301	29.584	39.891	42.826	191.8	20:33.495	11	1:58.206	31.543	41.815	44.848	170.9	21:43.934		
12	1:52.464	29.593	39.972	42.899	191.2	22:25.959	12	1:57.894	31.219	41.795	44.880	177.3	23:41.828		
13	1:52.388	29.613	39.673	43.102	191.5	24:18.347	13	1:58.114	31.303	41.703	45.108	177.0	25:39.942		
<b>46</b>	<b>David SALVADOR GOMEZ</b> ESP							<b>57</b>						<b>Kenny KOSKINEN</b> FIN	
	CUNA DE CAMPEONES MIR RACING							H43 TEAM NOBBY						BEON	
1	1:59.060	38.030	39.232	41.798	164.9	1:59.060	1	2:01.612	39.394	39.465	42.753	173.1	2:01.612		
2	1:49.667	28.670	39.123	41.874	203.4	3:48.727	2	1:50.866	28.852	39.622	42.392	200.4	3:52.478		
3	1:49.161	28.738	38.766	41.657	200.7	5:37.888	3	1:50.916	28.916	39.680	42.320	200.0	5:43.394		
4	1:49.168	28.454	38.865	41.849	200.0	7:27.056	4	1:50.545	28.856	39.259	42.430	195.3	7:33.939		
5	1:49.010	28.390	38.761	41.859	199.3	9:16.066	5	1:50.429	29.039	39.311	42.079	196.4	9:24.368		
6	1:49.211	28.596	38.721	41.894	198.2	11:05.277	6	1:50.187	28.816	38.989	42.382	198.9	11:14.555		
7	1:49.125	28.669	38.787	41.669	198.2	12:54.402	7	2:00.963	29.097	39.487	52.379	199.3	13:15.518		
8	1:49.040	28.913	38.388	41.739	192.9	14:43.442	8	1:55.769	33.885	39.372	42.512	156.7	15:11.287		
9	1:49.618	28.934	38.891	41.793	198.2	16:33.060	9	1:51.529	29.189	39.713	42.627	194.9	17:02.816		
10	1:49.678	29.090	38.703	41.885	186.5	18:22.738	10	1:50.983	29.053	39.451	42.479	192.5	18:53.799		
11	1:49.535	29.181	38.654	41.700	188.5	20:12.273	11	1:51.446	29.175	39.662	42.609	192.5	20:45.245		
12	1:49.686	28.826	38.979	41.881	195.3	22:01.959	12	1:51.017	29.098	39.357	42.562	193.5	22:36.262		
13	1:49.856	28.924	38.740	42.192	195.7	23:51.815	13	1:50.967	28.991	39.353	42.623	193.5	24:27.229		
<b>50</b>	<b>Ondrej VOSTATEK</b> CZE							<b>58</b>						<b>Íñigo IGLESIAS BRAVO</b> ESP	
	ETG RACING							IMC TEAM							
1	2:06.059	41.603	40.832	43.624	175.3	2:06.059	1	2:03.283	40.334	40.103	42.846	172.0	2:03.283		
2	1:54.282	30.032	40.767	43.483	188.8	4:00.341	2	1:51.528	29.218	39.599	42.711	195.7	3:54.811		
3	1:53.541	29.961	40.425	43.155	186.2	5:53.882	3	1:51.229	29.104	39.415	42.710	194.9	5:46.040		
4	1:53.066	29.753	40.096	43.217	188.2	7:46.948	4	1:51.446	28.947	39.560	42.939	194.9	7:37.486		
5	1:52.970	29.920	39.833	43.217	187.2	9:39.918	5	1:51.441	29.022	39.665	42.754	191.5	9:28.927		
6	1:53.210	30.064	39.948	43.198	188.5	11:33.128	6	1:51.710	29.236	39.579	42.895	192.9	11:20.637		
7	1:53.273	30.043	40.060	43.170	190.8	13:26.401	7	1:52.209	29.324	40.122	42.763	193.9	13:12.846		
8	1:54.209	29.963	40.795	43.451	189.1	15:20.610	8	1:51.733	29.290	39.656	42.787	192.9	15:04.579		
9	1:54.637	30.878	40.229	43.530	184.9	17:15.247	9	1:51.976	29.397	39.807	42.772	190.1	16:56.555		
10	1:53.917	30.270	40.092	43.555	183.7	19:09.164	10	1:52.172	29.713	39.569	42.890	188.8	18:48.727		
11	1:54.223	30.452	40.292	43.479	183.1	21:03.387	11	1:51.229	29.195	39.413	42.621	192.9	20:39.956		
							12	1:51.506	29.427	39.307	42.772	193.2	22:31.462		
							13	1:51.862	29.121	39.365	43.376	193.5	24:23.324		
<b>66</b>	<b>Adrián HUERTAS DEL OLMO</b> ESP							<b>66</b>						<b>Adrián HUERTAS DEL OLMO</b> ESP	
	CUNA DE CAMPEONES							MIR RACING							
1	1:58.636	37.488	39.030	42.118		1:58.636	1	1:58.636	37.488	39.030	42.118		1:58.636		
2	1:49.697	28.721	38.846	42.130	197.8	3:48.333	2	1:49.697	28.721	38.846	42.130	197.8	3:48.333		
3	1:49.057	28.710	38.699	41.648	196.4	5:37.390	3	1:49.057	28.710	38.699	41.648	196.4	5:37.390		





### Premoto 3

## RFME Cto. España Velocidad Navarra 2017

### Carrera

### Vuelta a vuelta

Mejor Personal Mejor de la sesión B Cruzando la línea de meta por el pit lane.

Vlt.	Tiempo	Sector 1	Sector 2	Sector 3	Km/h	T. Sesión	Vlt.	Tiempo	Sector 1	Sector 2	Sector 3	Km/h	T. Sesión
<b>74</b> <b>Piotr BIESIEKIRSKI</b> POL EUVIC MOTOTEK MORIWAKI							4	1:48.475	28.519	38.462	41.494	196.0	7:25.865
5	1:48.239	28.145	38.485	41.609	201.5	9:14.104	12	1:51.947	29.532	39.608	42.807	189.8	22:44.492
6	1:49.038	28.644	38.620	41.774	195.7	11:03.142	13	1:51.818	29.525	39.604	42.689	190.1	24:36.310
7	1:48.951	28.581	38.684	41.686	198.2	12:52.093	<b>96</b> <b>Daniel HOGGADO MIRALLES</b> ESP SCHOOL TEAM ESTRELLA GALICIA 0,0 BEON						
8	1:49.070	28.570	38.806	41.694	196.7	14:41.163	1	1:59.932	38.526	39.285	42.121	173.9	1:59.932
9	1:49.150	28.650	38.860	41.640	197.8	16:30.313	2	1:49.933	28.674	39.234	42.025	201.9	3:49.865
10	1:49.117	28.554	38.751	41.812	193.9	18:19.430	3	1:49.192	28.562	38.764	41.866	201.1	5:39.057
11	1:49.602	28.754	38.825	42.023	195.7	20:09.032	4	1:48.922	28.382	38.805	41.735	203.0	7:27.979
12	1:49.209	28.680	38.881	41.648	196.7	21:58.241	5	1:48.815	28.258	38.798	41.759	203.8	9:16.794
13	1:49.287	28.547	38.619	42.121	197.4	23:47.528	6	1:49.188	28.547	38.796	41.845	204.5	11:05.982
<b>76</b> <b>Julian GIRAL ROMERO</b> ESP SCHOOL TEAM ESTRELLA GALICIA 0,0 BEON							7	1:49.183	28.516	38.843	41.824	203.4	12:55.165
1	2:08.283	42.507	41.828	43.948	165.4	2:08.283	8	1:49.302	28.648	38.786	41.868	204.2	14:44.467
2	1:55.303	30.574	40.939	43.790	183.7	4:03.586	9	1:49.167	28.516	38.858	41.793	201.9	16:33.634
3	1:54.915	30.499	40.595	43.821	187.2	5:58.501	10	1:49.827	28.837	39.032	41.958	198.5	18:23.461
4	1:54.469	30.508	40.514	43.447	185.9	7:52.970	11	1:49.310	28.973	38.760	41.577	196.4	20:12.771
5	1:54.402	30.452	40.386	43.564	187.2	9:47.372	12	1:49.377	28.688	38.896	41.793	206.1	22:02.148
6	1:54.692	30.449	40.324	43.919	185.6	11:42.064	13	1:49.784	28.624	39.260	41.900	203.4	23:51.932
7	1:54.772	30.428	40.470	43.874	184.0	13:36.836	<b>99</b> <b>Carlos TATAY VILA</b> ESP MRW-ASPAR TEAM BEON						
8	1:55.298	30.685	40.680	43.933	181.2	15:32.134	1	2:01.518	39.748	39.289	42.481	165.4	2:01.518
9	1:54.836	30.854	40.349	43.633	179.1	17:26.970	2	1:49.956	28.824	39.109	42.023	196.0	3:51.474
10	1:54.965	30.768	40.505	43.692	180.3	19:21.935	3	1:50.090	29.236	38.757	42.097	193.5	5:41.564
11	1:55.100	30.867	40.638	43.595	180.6	21:17.035	4	1:49.596	28.853	38.867	41.876	192.9	7:31.160
12	1:55.739	30.762	40.825	44.152	180.3	23:12.774	5	1:49.603	28.715	38.832	42.056	192.2	9:20.763
13	1:56.283	30.929	40.978	44.376	180.6	25:09.057	6	1:49.408	28.826	38.650	41.932	193.2	11:10.171
<b>93</b> <b>Tom BERÇOT</b> FRA BLUMAQ HMA RACING BEON							7	1:49.644	28.747	38.794	42.103	194.6	12:59.815
1	1:59.289	37.892	39.575	41.822	169.0	1:59.289	8	1:49.033	28.521	38.584	41.928	194.9	14:48.848
2	1:49.539	28.635	39.111	41.793	203.4	3:48.828	9	1:49.003	28.701	38.498	41.804	194.9	16:37.851
3	1:49.814	28.925	38.951	41.938	201.9	5:38.642	10	1:49.385	28.703	38.715	41.967	194.2	18:27.236
4	1:48.887	28.455	38.769	41.663	199.3	7:27.529	11	1:49.126	28.700	38.608	41.818	195.3	20:16.362
5	1:48.839	28.438	38.718	41.683	204.5	9:16.368	12	1:49.790	28.775	38.743	42.272	192.2	22:06.152
6	1:49.202	28.838	38.708	41.656	198.9	11:05.570	13	1:50.175	28.931	39.069	42.175	191.2	23:56.327
7	1:49.218	28.763	38.776	41.679	201.1	12:54.788							
8	1:49.540	28.869	38.567	42.104	201.5	14:44.328							
9	1:49.563	28.959	38.783	41.821	197.4	16:33.891							
10	1:49.773	28.856	39.179	41.738	202.2	18:23.664							
11	1:49.626	28.987	38.971	41.668	199.3	20:13.290							
12	1:49.141	28.489	38.847	41.805	201.9	22:02.431							
13	1:49.759	28.869	38.957	41.933	204.5	23:52.190							