

CIRCUITO DE NAVARRA 3.933 m.

SuperStock/Open1000

RFME Cto. España Velocidad Navarra 2017

Warm UP

Clasificación

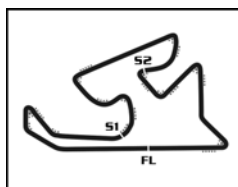
Nº	Piloto	Nac	Equipo	Moto	Neumaticos	Tiempo	Vlt.	Total	Dif.	Km/h
1	31 Carmelo MORALES GOMEZ	ESP	GRAPHBIKES EASYRACE SBK TEAM		DUNLOP Stck	1:39.956	5	6	-	141.7
2	47 Angel RODRIGUEZ CAMPILLO	ESP	YAMAHA STRATOS		DUNLOP Stck	1:40.342	5	5	+0.386	141.1
3	55 Alejandro MEDINA MAYO	ESP	CARDS SCHOOL RACING		BRIGSTONE Stck	1:41.730	5	6	+1.774	139.2
4	19 Ivan SILVA ALBEROLA	ESP	KAWASAKI PALMETO PL RACING		MICHELIN Stck	1:41.778	5	6	+1.822	139.1
5	3 Fabrizio PEROTTI	ITA	TEAM SPEED RACING		MICHELIN Stck	1:41.845	5	6	+1.889	139.0
6	23 Christophe PONSSON	FRA	TEAM MRS-YAMAHA		PIRELLI Stck	1:42.113	5	6	+2.157	138.7
7	34 Xavier PINSACH CABAÑAS	ESP	SPEED RACING BY ETG		MICHELIN Stck	1:42.424	6	6	+2.468	138.2
8	64 Martin M. SOLORZA PARADA	ARG	GV RACING		PIRELLI Stck	1:42.508	4	6	+2.552	138.1
9	99 Pedro RODRIGUEZ GONZALEZ	ESP	CASTROMAROTO RACING		PIRELLI Stck	1:42.518	3	6	+2.562	138.1
10	52 Juan Manuel SOLORZA PARADA	ARG	GV RACING		PIRELLI Stck	1:42.606	5	5	+2.650	138.0
11	72 Chris LEESCH	LUX	TEAM MRS		PIRELLI Stck	1:42.611	5	6	+2.655	138.0
12	5 Robertino PIETRI CHIOSSONE	VEN	EMS COMPETICION		PIRELLI Stck	1:42.730	5	5	+2.774	137.8
13	39 Marcos A. SOLORZA PARADA	ARG	GV RACING		PIRELLI Stck	1:42.853	4	6	+2.897	137.7
14	33 Niko MAKINEN	FIN	YAMAHA STRATOS		DUNLOP Open	1:42.941	5	6	+2.985	137.5
15	32 Guillermo LLANO PARDO	ESP	GRAPHBIKES EASYRACE SBK TEAM		DUNLOP Open	1:43.244	4	6	+3.288	137.1
16	4 Vicente I. KRUGER GARCIA	CHI	GRAPHBIKES EASYRACE SBK TEAM		DUNLOP Stck	1:43.333	5	6	+3.377	137.0
17	54 Kev COGHLAN	GBR	JEG RACING		DUNLOP Stck	1:43.740	3	4	+3.784	136.5
18	18 Lucas DE ULACIA DE LA SOTILLA	ESP	KAWASAKI PALMETO PL RACING		MICHELIN Stck	1:44.110	3	6	+4.154	136.0
19	79 Sebastian Leonel MARTINEZ	ARG	GV RACING		PIRELLI Open	1:44.271	4	6	+4.315	135.8
20	96 Paco MORALES AIBAR	ESP	ASOC. MOTOCICLISMO PACO MORALES		MICHELIN Open	1:44.552	5	5	+4.596	135.4
21	91 Marc LOPEZ MUÑOZ	ESP	TACK KAWASAKI		PIRELLI Open	1:44.661	4	6	+4.705	135.3
22	17 Ricardo SASETA SOLER	ESP	MCS RACING BASOLI		DUNLOP Open	1:44.666	4	6	+4.710	135.3
23	36 Jose M. VERGARA CIENFUEGOS	DEN	VERGARA COMPETICIÓN/MOTOBOX		PIRELLI Open	1:44.828	4	5	+4.872	135.1
24	22 Jon PURROY PEREZ	ESP	CASTROMAROTO RACING		PIRELLI Open	1:44.863	5	6	+4.907	135.0
25	43 Chris COTTON-RUSSELL	CAN	SUZUKI JEG RACING		DUNLOP Open	1:45.390	3	6	+5.434	134.3
26	41 Patxi LARREA PERURENA	ESP	MDR COSSACKS FLYGROUP		DUNLOP Open	1:46.585	3	4	+6.629	132.8
27	53 Raul NAVARRO ESCUDERO	ESP			DUNLOP Open	1:46.815	3	5	+6.859	132.6
28	69 Florian DROUIN	FRA	DROUIN RACING TEAM		PIRELLI Stck	1:47.028	4	6	+7.072	132.3
29	75 Mika HOGGLUND	FIN	YAMAHA STRATOS		DUNLOP Open	1:48.187	3	5	+8.231	130.9
30	81 Alexander SHEIN	RUS	BOXESMOTO		PIRELLI Open	1:52.089	2	3	+12.133	126.3
31	6 Esko KUPARINEN	FIN	MOTOMARKET RACING		PIRELLI Stck					
32	7 Maximilian C. SCHEIB KRUGER	CHI	DR7 SUPERCHARGER		PIRELLI Stck					
33	46 Pierre TEXIER	FRA	TEX RACING		DUNLOP Stck					
34	88 Sergii GRYGOROVYCH	UKR	MDR COSSACKS FLYGROUP		PIRELLI Open					

Vuelta Rápida	Vlt. 5	Carmelo MORALES GOMEZ	1:39.956	141.7 Kph
----------------------	--------	-----------------------	-----------------	-----------

Hora de publicación:

Estado de la pista: **MOJADO**

Director de carrera:	Cronometrador:
----------------------	----------------



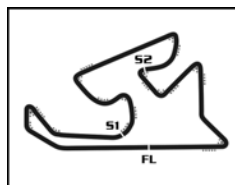
SuperStock/Open1000

RFME Cto. España Velocidad Navarra 2017

Warm UP

CIRCUITO DE NAVARRA 3.933 m. Mejores tiempos de sector

SECTOR 1			SECTOR 2		SECTOR 3		Pos	Piloto	Vuelta Ideal	Mejor Vuelta
Pos	Piloto	Tiempo	Piloto	Tiempo	Piloto	Tiempo				
1	31 C.MORALES GOMEZ	25.398	31 C.MORALES GOMEZ	36.566	31 C.MORALES GOMEZ	37.992	1	31 C.MORALES GOMEZ	1:39.956	1:39.956 (1)
2	47 A.RODRIGUEZ CAMPILLO	25.513	47 A.RODRIGUEZ CAMPILLO	36.567	47 A.RODRIGUEZ CAMPILLO	38.236	2	47 A.RODRIGUEZ CAMPILLO	1:40.316	1:40.342 (2)
3	39 M.SOLORZA PARADA	25.911	23 C.PONSSON	36.998	19 I.SILVA ALBEROLA	38.486	3	19 I.SILVA ALBEROLA	1:41.652	1:41.778 (4)
4	5 R.PIETRI CHIOSSONE	25.911	55 A.MEDINA MAYO	37.072	64 M.SOLORZA PARADA	38.562	4	55 A.MEDINA MAYO	1:41.730	1:41.730 (3)
5	19 I.SILVA ALBEROLA	25.919	3 F.PEROTTI	37.155	55 A.MEDINA MAYO	38.637	5	3 F.PEROTTI	1:41.827	1:41.845 (5)
6	3 F.PEROTTI	25.995	99 P.RODRIGUEZ GONZALEZ	37.200	3 F.PEROTTI	38.677	6	23 C.PONSSON	1:42.014	1:42.113 (6)
7	55 A.MEDINA MAYO	26.021	52 J.SOLORZA PARADA	37.242	34 X.PINSACH CABAÑAS	38.797	7	39 M.SOLORZA PARADA	1:42.227	1:42.853 (13)
8	99 P.RODRIGUEZ GONZALEZ	26.156	19 I.SILVA ALBEROLA	37.247	23 C.PONSSON	38.826	8	99 P.RODRIGUEZ GONZALEZ	1:42.267	1:42.518 (9)
9	4 V.KRUGER GARCIA	26.163	33 N.MAKINEN	37.261	39 M.SOLORZA PARADA	38.843	9	34 X.PINSACH CABAÑAS	1:42.378	1:42.424 (7)
10	34 X.PINSACH CABAÑAS	26.187	72 C.LEESCH	37.328	99 P.RODRIGUEZ GONZALEZ	38.911	10	64 M.SOLORZA PARADA	1:42.489	1:42.508 (8)
11	23 C.PONSSON	26.190	34 X.PINSACH CABAÑAS	37.394	72 C.LEESCH	38.959	11	52 J.SOLORZA PARADA	1:42.533	1:42.606 (10)
12	52 J.SOLORZA PARADA	26.193	32 G.LLANO PARDO	37.416	33 N.MAKINEN	38.993	12	72 C.LEESCH	1:42.537	1:42.611 (11)
13	72 C.LEESCH	26.250	39 M.SOLORZA PARADA	37.473	54 K.COGLAN	39.040	13	33 N.MAKINEN	1:42.542	1:42.941 (14)
14	33 N.MAKINEN	26.288	5 R.PIETRI CHIOSSONE	37.573	52 J.SOLORZA PARADA	39.098	14	5 R.PIETRI CHIOSSONE	1:42.617	1:42.730 (12)
15	64 M.SOLORZA PARADA	26.331	64 M.SOLORZA PARADA	37.596	5 R.PIETRI CHIOSSONE	39.133	15	32 G.LLANO PARDO	1:43.114	1:43.244 (15)
16	32 G.LLANO PARDO	26.405	18 L.DE ULACIA DE LA SOTILLA	37.803	4 V.KRUGER GARCIA	39.284	16	4 V.KRUGER GARCIA	1:43.333	1:43.333 (16)
17	79 S.MARTINEZ	26.552	4 V.KRUGER GARCIA	37.886	32 G.LLANO PARDO	39.293	17	54 K.COGLAN	1:43.724	1:43.740 (17)
18	18 L.DE ULACIA DE LA SOTILLA	26.670	91 M.LOPEZ MUÑOZ	37.920	79 S.MARTINEZ	39.357	18	18 L.DE ULACIA DE LA SOTILLA	1:44.024	1:44.110 (18)
19	54 K.COGLAN	26.708	96 P.MORALES AIBAR	37.967	17 R.SASETA SOLER	39.430	19	79 S.MARTINEZ	1:44.271	1:44.271 (19)
20	36 J.VERGARA CIENFUEGOS	26.790	54 K.COGLAN	37.976	22 J.PURROY PEREZ	39.534	20	91 M.LOPEZ MUÑOZ	1:44.312	1:44.661 (21)
21	17 R.SASETA SOLER	26.856	22 J.PURROY PEREZ	38.105	91 M.LOPEZ MUÑOZ	39.535	21	17 R.SASETA SOLER	1:44.459	1:44.666 (22)
22	91 M.LOPEZ MUÑOZ	26.857	17 R.SASETA SOLER	38.173	18 L.DE ULACIA DE LA SOTILLA	39.551	22	96 P.MORALES AIBAR	1:44.518	1:44.552 (20)
23	22 J.PURROY PEREZ	26.883	36 J.VERGARA CIENFUEGOS	38.252	43 C.COTTON-RUSSELL	39.581	23	22 J.PURROY PEREZ	1:44.522	1:44.863 (24)
24	96 P.MORALES AIBAR	26.944	43 C.COTTON-RUSSELL	38.273	96 P.MORALES AIBAR	39.607	24	36 J.VERGARA CIENFUEGOS	1:44.699	1:44.828 (23)
25	43 C.COTTON-RUSSELL	27.029	79 S.MARTINEZ	38.362	36 J.VERGARA CIENFUEGOS	39.657	25	43 C.COTTON-RUSSELL	1:44.883	1:45.390 (25)
26	41 P.LARREA PERURENA	27.119	53 R.NAVARRO ESCUDERO	38.664	69 F.DROUIN	40.248	26	41 P.LARREA PERURENA	1:46.508	1:46.585 (26)
27	53 R.NAVARRO ESCUDERO	27.576	69 F.DROUIN	38.820	53 R.NAVARRO ESCUDERO	40.405	27	53 R.NAVARRO ESCUDERO	1:46.645	1:46.815 (27)
28	69 F.DROUIN	27.891	41 P.LARREA PERURENA	38.873	41 P.LARREA PERURENA	40.516	28	69 F.DROUIN	1:46.959	1:47.028 (28)
29	75 M.HOGLUND	27.930	75 M.HOGLUND	39.441	75 M.HOGLUND	40.623	29	75 M.HOGLUND	1:47.994	1:48.187 (29)
30	81 A.SHEIN	28.630	81 A.SHEIN	40.892	81 A.SHEIN	42.318	30	81 A.SHEIN	1:51.840	1:52.089 (30)



CIRCUITO DE NAVARRA 3.933 m.

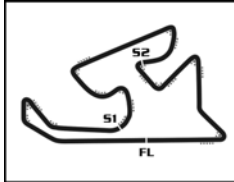
SuperStock/Open1000

RFME Cto. España Velocidad Navarra 2017

Después de Warm UP

Velocidad máxima del evento

Piloto	Equipo	Moto	V. Max	Vlt.	Sesión
47 Angel RODRIGUEZ CAMPILLO	YAMAHA STRATOS	Stick	276.9	5	Warm UP
55 Alejandro MEDINA MAYO	CARDS SCHOOL RACING	Stick	276.9	6	Warm UP
34 Xavier PINSACH CABAÑAS	SPEED RACING BY ETG	Stick	276.2	14	Entre. Cronometrado 2
4 Vicente I. KRUGER GARCIA	GRAPHBIKES EASYRACE SBK TEAM	Stick	276.2	9	Entre. Cronometrado 1
3 Fabrizio PEROTTI	TEAM SPEED RACING	Stick	275.5	9	Entre. Cronometrado 1
23 Christophe PONSSON	TEAM MRS-YAMAHA	Stick	274.1	12	Entre. Cronometrado 1
52 Juan Manuel SOLORZA PARADA	GV RACING	Stick	272.7	5	Warm UP
19 Ivan SILVA ALBEROLA	KAWASAKI PALMETO PL RACING	Stick	272.0	4	Warm UP
31 Carmelo MORALES GOMEZ	GRAPHBIKES EASYRACE SBK TEAM	Stick	272.0	5	Warm UP
72 Chris LEESCH	TEAM MRS	Stick	272.0	4	Entre. Cronometrado 2
32 Guillermo LLANO PARDO	GRAPHBIKES EASYRACE SBK TEAM	Open	270.0	4	Warm UP
46 Pierre TEXIER	TEX RACING	Stick	270.0	4	Entre. Cronometrado 2
79 Sebastian Leonel MARTINEZ	GV RACING	Open	269.3	5	Warm UP
7 Maximilian C. SCHEIB KRUGER	DR7 SUPERCHARGER	Stick	268.0	8	Entre. Cronometrado 1
96 Paco MORALES AIBAR	ASOC. MOTOCICLISMO PACO MORALES	Open	266.0	8	Entre. Cronometrado 1
18 Lucas DE ULACIA DE LA SOTILLA	KAWASAKI PALMETO PL RACING	Stick	263.4	5	Warm UP
36 Jose M. VERGARA CIENFUEGOS	VERGARA COMPETICIÓN/MOTOBOX	Open	263.4	8	Entre. Cronometrado 1
5 Roberfno PIETRI CHIOSSONE	EMS COMPETICION	Stick	263.4	7	Entre. Cronometrado 1
54 Key COGHLAN	JEG RACING	Stick	262.8	14	Entre. Cronometrado 1
6 Eeki KUPARINEN	MOTOMARKET RACING	Stick	262.8	15	Entre. Cronometrado 2
99 Pedro RODRIGUEZ GONZALEZ	CASTROMAROTO RACING	Stick	262.8	11	Entre. Cronometrado 1
91 Marc LOPEZ MUÑOZ	TACK KAWASAKI	Open	260.9	7	Entre. Cronometrado 1
33 Niko MAKINEN	YAMAHA STRATOS	Open	260.2	6	Entre. Cronometrado 1
17 Ricardo SASETA SOLER	MCS RACING BASOLI	Open	259.0	11	Entre. Cronometrado 1
64 Martin M. SOLORZA PARADA	GV RACING	Stick	257.1	4	Warm UP
39 Marcos A. SOLORZA PARADA	GV RACING	Stick	255.9	8	Entre. Cronometrado 1
41 Patxi LARREA PERURENA	MDR COSSACKS FLYGROUP	Open	255.9	5	Entre. Cronometrado 2
69 Florian DROUIN	DROUIN RACING TEAM	Stick	254.7	2	Entre. Cronometrado 1
43 Chris COTTON-RUSSELL	SUZUKI JEG RACING	Open	251.7	10	Entre. Cronometrado 2
75 Mika HOGGLUND	YAMAHA STRATOS	Open	249.4	3	Warm UP
88 Sergii GRYGOROVYCH	MDR COSSACKS FLYGROUP	Open	248.3	15	Entre. Cronometrado 1
53 Raul NAVARRO ESCUDERO		Open	246.0	4	Warm UP
22 Jon PURROY PEREZ	CASTROMAROTO RACING	Open	243.8	5	Warm UP
81 Alexander SHEIN	BOXESMOTO	Open	237.4	4	Entre. Cronometrado 1



CIRCUITO DE NAVARRA 3.933 m.

SuperStock/Open1000


RFME Cto. España Velocidad Navarra 2017

Warm UP

Secuencia de vueltas rápidas

Tiempo de sesión	Piloto	Equipo	Moto	Neumaticos	Tiempo	km/h	Vlt.
3:44.077	31 Carmelo MORALES GOMEZ	GRAPHBIKES EASYRACE SBK TEAM		DUNLOP Stck	1:41.513	139.5	2
7:09.732	31 Carmelo MORALES GOMEZ	GRAPHBIKES EASYRACE SBK TEAM		DUNLOP Stck	1:40.522	140.9	4
8:49.688	31 Carmelo MORALES GOMEZ	GRAPHBIKES EASYRACE SBK TEAM		DUNLOP Stck	1:39.956	141.7	5





SuperStock/Open1000


RFME Cto. España Velocidad Navarra 2017

Warm UP

Vuelta a vuelta

Mejor Personal Mejor de la sesión B Cruzando la línea de meta por el pit lane.

Vlt.	Tiempo	Sector 1	Sector 2	Sector 3	Km/h	T. Sesión	Vlt.	Tiempo	Sector 1	Sector 2	Sector 3	Km/h	T. Sesión		
3	Fabrizio PEROTTI						ITA	22	Jon PURROY PEREZ						ESP
TEAM SPEED RACING							CASTROMAROTO RACING								
1	2:24.348	1:04.473	39.369	40.506	121.5	2:24.348	1	2:34.740	1:11.359	41.660	41.721	114.3	2:34.740		
2	1:43.636	26.657	37.844	39.135	269.3	4:07.984	2	1:47.632	27.891	39.376	40.365	237.9	4:22.372		
3	1:42.626	26.168	37.548	38.910	271.4	5:50.610	3	1:45.672	27.206	38.690	39.776	239.5	6:08.044		
4	1:42.010	26.071	37.262	38.677	270.7	7:32.620	4	1:45.085	27.206	38.345	39.534	240.5	7:53.129		
5	1:41.845	25.995	37.155	38.695	272.7	9:14.465	5	1:44.863	26.883	38.105	39.875	243.8	9:37.992		
6	1:42.593	26.129	37.437	39.027	257.1	10:57.058	6	1:45.653	26.959	38.300	40.394	243.8	11:23.645		
4	Vicente I. KRUGER GARCIA						CHI	23	Christophe PONSSON						FRA
GRAPHBIKES EASYRACE SBK TEAM							TEAM MRS-YAMAHA								
1	2:24.026	1:03.186	39.909	40.931	157.0	2:24.026	1	2:04.048	40.987	41.705	41.356	133.7	2:04.048		
2	1:45.833	26.792	38.806	40.235	272.7	4:09.859	2	1:46.601	27.259	38.096	41.246	256.5	3:50.649		
3	1:44.545	26.821	38.252	39.472	255.3	5:54.404	3	1:43.139	26.551	37.562	39.026	271.4	5:33.788		
4	1:47.695	26.508	41.752	39.435	268.0	7:42.099	4	1:42.258	26.190	37.127	38.941	270.7	7:16.046		
5	1:43.333	26.163	37.886	39.284	274.8	9:25.432	5	1:42.113	26.272	36.998	38.843	265.4	8:58.159		
6	1:52.389	32.256	40.145	39.988	270.0	11:17.821	6	1:42.285	26.317	37.142	38.826	252.3	10:40.444		
5	Robertino PIETRI CHIOSSONE						VEN	31	Carmelo MORALES GOMEZ						ESP
EMS COMPETICION							GRAPHBIKES EASYRACE SBK TEAM								
1	3:52.890B	1:25.388	40.562	1:46.940	120.7	3:52.890	1	2:02.564	45.151	38.479	38.934	123.1	2:02.564		
2	1:52.961	35.191	38.149	39.621	102.2	5:45.851	2	1:41.513	26.148	36.799	38.566	264.7	3:44.077		
3	1:44.259	26.372	38.604	39.283	260.9	7:30.110	3	1:45.133	25.774	40.468	38.891	264.7	5:29.210		
4	1:43.677	26.355	37.573	39.749	248.3	9:13.787	4	1:40.522	25.542	36.823	38.157	266.7	7:09.732		
5	1:42.730	25.911	37.686	39.133	254.7	10:56.517	5	1:39.956	25.398	36.566	37.992	272.0	8:49.688		
6							6	1:40.587	25.604	36.718	38.265	270.0	10:30.275		
17	Ricardo SASETA SOLER						ESP	32	Guillermo LLANO PARDO						ESP
MCS RACING BASOLI							GRAPHBIKES EASYRACE SBK TEAM								
1	2:34.989	1:13.337	40.947	40.705	139.2	2:34.989	1	2:06.715	46.490	39.719	40.506	117.9	2:06.715		
2	1:47.144	27.768	39.695	39.681	227.4	4:22.133	2	1:47.916	26.800	40.851	40.265	260.9	3:54.631		
3	1:44.676	26.856	38.390	39.430	251.2	6:06.809	3	1:44.451	27.023	37.989	39.439	264.1	5:39.082		
4	1:44.666	26.912	38.173	39.581	247.7	7:51.475	4	1:43.244	26.405	37.416	39.423	270.0	7:22.326		
5	1:49.080	27.338	41.728	40.014	251.7	9:40.555	5	1:43.692	26.424	37.767	39.501	270.0	9:06.018		
6	1:53.266	28.853	43.933	40.480	247.1	11:33.821	6	1:43.312	26.457	37.562	39.293	266.0	10:49.330		
18	Lucas DE ULACIA DE LA SOTILLA						ESP	33	Niko MAKINEN						FIN
KAWASAKI PALMETO PL RACING							YAMAHA STRATOS								
1	2:10.039	49.045	40.045	40.949	116.8	2:10.039	1	2:37.965	1:16.684	40.818	40.463	158.4	2:37.965		
2	1:45.996	27.409	38.598	39.989	244.9	3:56.035	2	1:46.042	27.809	38.718	39.515	237.4	4:24.007		
3	1:44.110	26.695	37.803	39.612	252.3	5:40.145	3	1:54.369	26.288	38.178	49.903	254.7	6:18.376		
4	1:45.093	27.548	37.877	39.668	257.8	7:25.238	4	1:48.446	27.249	38.272	42.925	245.5	8:06.822		
5	1:44.880	26.704	38.217	39.959	263.4	9:10.118	5	1:42.941	26.492	37.261	39.188	254.1	9:49.763		
6	1:44.368	26.670	38.147	39.551	253.5	10:54.486	6	1:43.147	26.478	37.676	38.993	249.4	11:32.910		
19	Ivan SILVA ALBEROLA						ESP	34	Xavier PINSACH CABAÑAS						ESP
KAWASAKI PALMETO PL RACING							SPEED RACING BY ETG								
1	2:04.843	45.474	39.290	40.079	97.6	2:04.843	1	2:24.775	1:04.765	39.632	40.378	122.0	2:24.775		
2	1:43.374	26.638	37.617	39.119	252.3	3:48.217	2	1:45.022	26.770	38.431	39.821	256.5	4:09.797		
3	1:42.199	26.243	37.252	38.704	263.4	5:30.416	3	1:43.566	26.381	37.890	39.295	270.7	5:53.363		
4	1:42.068	26.008	37.247	38.813	272.0	7:12.484	4	1:43.280	26.409	37.616	39.255	268.0	7:36.643		
5	1:41.778	25.928	37.364	38.486	268.0	8:54.262	5	1:42.721	26.276	37.394	39.051	271.4	9:19.364		
6	1:41.972	25.919	37.362	38.691	267.3	10:36.234	6	1:42.424	26.187	37.440	38.797	274.1	11:01.788		




SuperStock/Open1000

RFME Cto. España Velocidad Navarra 2017

Warm UP

Vuelta a vuelta

Vlt.	Tiempo	Sector 1	Sector 2	Sector 3	Km/h	T. Sesión	Vlt.	Tiempo	Sector 1	Sector 2	Sector 3	Km/h	T. Sesión	
36	Jose M. VERGARA CIENFUEGOS DEN							4	1:47.203	27.712	38.985	40.506	246.0	8:01.400
	VERGARA COMPETICIÓN/MOTOBOX							5	2:01.968	32.367	38.664	50.937	237.4	10:03.368
1	3:34.824	2:12.969	40.919	40.936	121.3	3:34.824								
2	1:46.744	27.742	39.128	39.874	257.8	5:21.568								
3	1:45.554	27.362	38.444	39.748	262.1	7:07.122								
4	1:44.828	26.790	38.381	39.657	259.6	8:51.950								
5	1:45.740	26.956	38.252	40.532	262.1	10:37.690								
39	Marcos A. SOLORZA PARADA ARG													
	GV RACING													
1	2:25.061	1:05.169	39.821	40.071	130.1	2:25.061								
2	1:44.874	26.941	38.299	39.634	246.0	4:09.935								
3	1:49.866	29.096	40.878	39.892	211.4	5:59.801								
4	1:42.853	26.392	37.618	38.843	249.4	7:42.654								
5	1:43.072	25.911	37.739	39.422	255.3	9:25.726								
6	1:42.924	26.421	37.473	39.030	250.6	11:08.650								
41	Patxi LARREA PERURENA ESP													
	MDR COSSACKS FLYGROUP													
1	4:58.710	3:35.939	41.009	41.762	80.2	4:58.710								
2	1:48.129	27.627	39.986	40.516	245.5	6:46.839								
3	1:46.585	27.119	38.873	40.593	252.9	8:33.424								
4	1:46.972	27.156	39.145	40.671	254.1	10:20.396								
43	Chris COTTON-RUSSELL CAN													
	SUZUKI JEG RACING													
1	2:10.381	49.339	40.731	40.311	141.5	2:10.381								
2	1:46.762	27.645	39.188	39.929	241.6	3:57.143								
3	1:45.390	27.029	38.780	39.581	240.0	5:42.533								
4	1:45.962	27.549	38.800	39.613	242.2	7:28.495								
5	1:45.851	27.341	38.273	40.237	235.8	9:14.346								
6	1:45.487	27.235	38.457	39.795	245.5	10:59.833								
47	Angel RODRIGUEZ CAMPILLO ESP													
	YAMAHA STRATOS													
1	2:12.651	52.880	39.737	40.034	116.1	2:12.651								
2	1:42.556	26.008	37.550	38.998	266.7	3:55.207								
3	1:41.565	26.231	36.813	38.521	267.3	5:36.772								
4	1:41.057	25.792	37.029	38.236	268.0	7:17.829								
5	1:40.342	25.513	36.567	38.262	276.9	8:58.171								
52	Juan Manuel SOLORZA PARADA ARG													
	GV RACING													
1	3:11.784	1:49.526	40.245	42.013	130.9	3:11.784								
2	1:45.718	27.008	38.384	40.326	257.8	4:57.502								
3	1:45.538	27.173	38.696	39.669	270.0	6:43.040								
4	1:43.282	26.193	37.820	39.269	272.0	8:26.322								
5	1:42.606	26.266	37.242	39.098	272.7	10:08.928								
53	Raul NAVARRO ESCUDERO ESP													
1	2:40.077	1:18.129	40.565	41.383	159.1	2:40.077								
2	1:47.305	27.576	39.043	40.686	245.5	4:27.382								
3	1:46.815	27.714	38.696	40.405	240.0	6:14.197								
54	Key COGHLAN GBR													
	JEG RACING													
1	6:09.865	4:43.199	46.155	40.511	80.1	6:09.865								
2	1:44.887	27.356	38.186	39.345	245.5	7:54.752								
3	1:43.740	26.724	37.976	39.040	255.3	9:38.492								
4	1:43.980	26.708	38.092	39.180	252.3	11:22.472								
55	Alejandro MEDINA MAYO ESP													
	CARDS SCHOOL RACING													
1	2:35.706	1:14.871	40.436	40.399	142.1	2:35.706								
2	1:45.099	27.123	38.691	39.285	254.7	4:20.805								
3	1:43.261	26.256	37.932	39.073	270.7	6:04.066								
4	1:42.395	26.044	37.360	38.991	271.4	7:46.461								
5	1:41.790	26.021	37.072	38.637	272.7	9:28.191								
6	1:42.712	26.120	37.674	38.918	276.9	11:10.903								
64	Martin M. SOLORZA PARADA ARG													
	GV RACING													
1	2:25.329	1:05.469	39.866	39.994	87.3	2:25.329								
2	1:45.235	27.520	38.657	39.058	240.0	4:10.564								
3	1:46.144	28.847	38.486	38.811	229.3	5:56.708								
4	1:42.508	26.341	37.605	38.562	257.1	7:39.216								
5	1:42.762	26.331	37.596	38.835	248.8	9:21.978								
6	1:42.894	26.428	37.783	38.683	255.3	11:04.872								
69	Florian DROUIN FRA													
	DROUIN RACING TEAM													
1	2:37.337	1:13.877	41.407	42.053	142.5	2:37.337								
2	1:48.717	28.287	39.770	40.660	234.8	4:26.054								
3	1:47.561	28.014	38.904	40.643	243.2	6:13.615								
4	1:47.028	27.960	38.820	40.248	237.4	8:00.643								
5	1:47.362	27.891	39.086	40.385	248.3	9:48.005								
6	1:49.796	29.344	39.346	41.106	242.2	11:37.801								
72	Chris LEESCH LUX													
	TEAM MRS													
1	2:05.705	45.915	39.775	40.015	134.0	2:05.705								
2	1:43.658	26.669	37.609	39.380	255.9	3:49.363								
3	1:42.715	26.312	37.387	39.016	262.8	5:32.078								
4	1:42.708	26.250	37.397	39.061	265.4	7:14.786								
5	1:42.611	26.294	37.358	38.959	267.3	8:57.397								
6	1:42.674	26.327	37.328	39.019	268.0	10:40.071								
75	Mika HOGLUND FIN													
	YAMAHA STRATOS													
1	3:02.569	1:35.383	42.447	44.739	113.3	3:02.569								
2	1:54.000	31.492	41.883	40.625	218.6	4:56.569								
3	1:48.187	27.930	39.634	40.623	249.4	6:44.756								
4	1:48.682	27.990	39.737	40.955	243.8	8:33.438								
5	1:48.594	28.254	39.441	40.899	227.4	10:22.032								



SuperStock/Open1000


RFME Cto. España Velocidad Navarra 2017

Warm UP

Vuelta a vuelta

■ Mejor Personal ■ Mejor de la sesión B Cruzando la línea de meta por el pit lane.

Vlt.	Tiempo	Sector 1	Sector 2	Sector 3	Km/h	T. Sesión	Vlt.	Tiempo	Sector 1	Sector 2	Sector 3	Km/h	T. Sesión	
79	Sebastian Leonel MARTINEZ ARG													
	GV RACING													
1	2:23.152	1:00.453	41.533	41.166	134.3	2:23.152								
2	1:45.998	27.309	38.770	39.919	251.7	4:09.150								
3	1:44.927	26.709	38.788	39.430	263.4	5:54.077								
4	1:44.271	26.552	38.362	39.357	265.4	7:38.348								
5	1:44.683	26.634	38.510	39.539	269.3	9:23.031								
6	2:06.757	26.669	48.514	51.574	260.9	11:29.788								
81	Alexander SHEIN RUS													
	BOXESMOTO													
1	4:38.921	3:14.376	41.683	42.862	128.3	4:38.921								
2	1:52.089	28.630	41.141	42.318	235.8	6:31.010								
3	1:53.980	30.480	40.892	42.608	212.2	8:24.990								
91	Marc LOPEZ MUÑOZ ESP													
	TACK KAWASAKI													
1	2:13.458	52.176	40.147	41.135	106.5	2:13.458								
2	1:45.154	26.857	38.391	39.906	247.1	3:58.612								
3	1:45.090	27.235	38.320	39.535	254.7	5:43.702								
4	1:44.661	26.933	37.920	39.808	254.7	7:28.363								
5	1:45.446	26.973	38.353	40.120	259.6	9:13.809								
6	1:45.811	27.530	38.465	39.816	253.5	10:59.620								
96	Paco MORALES AIBAR ESP													
	ASOC. MOTOCICLISMO PACO MORALES													
1	3:00.315	1:37.565	41.048	41.702	118.2	3:00.315								
2	1:47.276	28.087	38.971	40.218	249.4	4:47.591								
3	1:45.715	27.313	38.405	39.997	256.5	6:33.306								
4	1:44.816	27.159	37.967	39.690	260.2	8:18.122								
5	1:44.552	26.944	38.001	39.607	263.4	10:02.674								
99	Pedro RODRIGUEZ GONZALEZ ESP													
	CASTROMAROTO RACING													
1	2:03.719	36.310	46.628	40.781	209.7	2:03.719								
2	1:44.855	27.003	37.750	40.102	259.0	3:48.574								
3	1:42.518	26.398	37.200	38.920	253.5	5:31.092								
4	1:44.216	26.156	38.768	39.292	258.4	7:15.308								
5	1:47.027			39.334	258.4	9:02.335								
6	1:42.729	26.409	37.409	38.911	259.0	10:45.064								


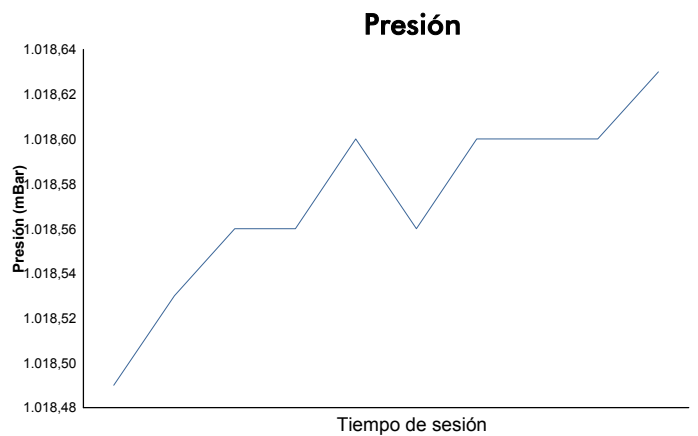
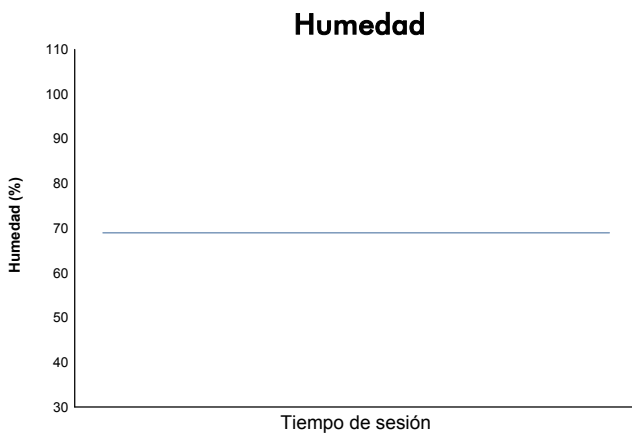
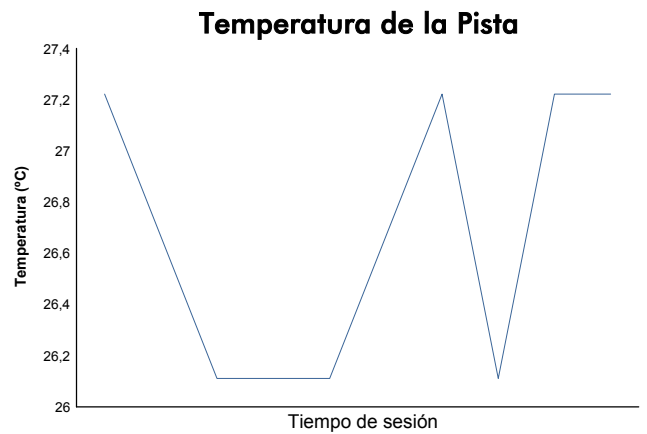
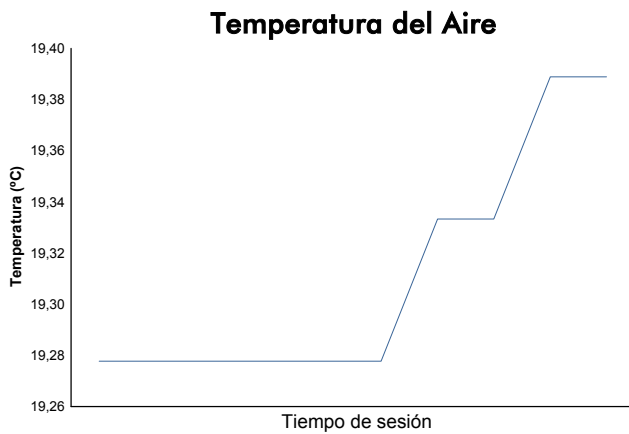


RFME Cto. España Velocidad Navarra 2017

SuperStock/Open1000

Warm UP

Informe meteorológico



Estado de la pista:

MOJADO




SuperStock/Open1000

RFME Cto. España Velocidad Navarra 2017

Warm UP

Mejores Velocidades Máximas

Piloto	Equipo		V. Max 1		V. Max 2		V. Max 3		V. Max 4		V. Max 5		Pro
			Km/h	Vlt.	Km/h	Vlt.	Km/h	Vlt.	Km/h	Vlt.	Km/h	Vlt.	
47 Angel RODRIGUEZ CAMPILLO	YAMAHA STRATOS	Stick	276.9	5	268.0	4	267.3	3	266.7	2	116.1	1	239,0
55 Alejandro MEDINA MAYO	CARDS SCHOOL RACING	Stick	276.9	6	272.7	5	271.4	4	270.7	3	254.7	2	269,3
4 Vicente I. KRUGER GARCIA	GRAPHBIKES EASYRACE SBK TEAM	Stick	274.8	5	272.7	2	270.0	6	268.0	4	255.3	3	268,2
34 Xavier PINSACH CABAÑAS	SPEED RACING BY ETG	Stick	274.1	6	271.4	5	270.7	3	268.0	4	256.5	2	268,1
3 Fabrizio PEROTTI	TEAM SPEED RACING	Stick	272.7	5	271.4	3	270.7	4	269.3	2	257.1	6	268,2
52 Juan Manuel SOLORZA PARADA	GV RACING	Stick	272.7	5	272.0	4	270.0	3	257.8	2	130.9	1	240,7
19 Ivan SILVA ALBEROLA	KAWASAKI PALMETO PL RACING	Stick	272.0	4	268.0	5	267.3	6	263.4	3	252.3	2	264,6
31 Carmelo MORALES GOMEZ	GRAPHBIKES EASYRACE SBK TEAM	Stick	272.0	5	270.0	6	266.7	4	264.7	2	264.7	3	267,6
23 Christophe PONSSON	TEAM MRS-YAMAHA	Stick	271.4	3	270.7	4	265.4	5	256.5	2	252.3	6	263,3
32 Guillermo LLANO PARDO	GRAPHBIKES EASYRACE SBK TEAM	Open	270.0	4	270.0	5	266.0	6	264.1	3	260.9	2	266,2
79 Sebastian Leonel MARTINEZ	GV RACING	Open	269.3	5	265.4	4	263.4	3	260.9	6	251.7	2	262,1
72 Chris LEESCH	TEAM MRS	Stick	268.0	6	267.3	5	265.4	4	262.8	3	255.9	2	263,9
18 Lucas DE ULACIA DE LA SOTILLA	KAWASAKI PALMETO PL RACING	Stick	263.4	5	257.8	4	253.5	6	252.3	3	244.9	2	254,4
96 Paco MORALES AIBAR	ASOC. MOTOCICLISMO PACO MORALES	Open	263.4	5	260.2	4	256.5	3	249.4	2	118.2	1	229,5
36 Jose M. VERGARA CIENFUEGOS	VERGARA COMPETICIÓN/MOTOBOX	Open	262.1	3	262.1	5	259.6	4	257.8	2	121.3	1	232,6
5 Robertino PIETRI CHIOSSONE	EMS COMPETICION	Stick	260.9	3	254.7	5	248.3	4	120.7	1	102.2	2	197,4
91 Marc LOPEZ MUÑOZ	TACK KAWASAKI	Open	259.6	5	254.7	3	254.7	4	253.5	6	247.1	2	253,9
99 Pedro RODRIGUEZ GONZALEZ	CASTROMAROTO RACING	Stick	259.0	2	259.0	6	258.4	4	258.4	5	253.5	3	257,7
64 Martin M. SOLORZA PARADA	GV RACING	Stick	257.1	4	255.3	6	248.8	5	240.0	2	229.3	3	246,1
39 Marcos A. SOLORZA PARADA	GV RACING	Stick	255.3	5	250.6	6	249.4	4	246.0	2	211.4	3	242,5
54 Key COGHLAN	JEG RACING	Stick	255.3	3	252.3	4	245.5	2	80.1	1			208,3
33 Niko MAKINEN	YAMAHA STRATOS	Open	254.7	3	254.1	5	249.4	6	245.5	4	237.4	2	248,2
41 Pabí LARREA PERURENA	MDR COSSACKS FLYGROUP	Open	254.1	4	252.9	3	245.5	2	80.2	1			208,2
17 Ricardo SASETA SOLER	MCS RACING BASOLI	Open	251.7	5	251.2	3	247.7	4	247.1	6	227.4	2	245,0
75 Mika HOGGLUND	YAMAHA STRATOS	Open	249.4	3	243.8	4	227.4	5	218.6	2	113.3	1	210,5
69 Florian DROUIN	DROUIN RACING TEAM	Stick	248.3	5	243.2	3	242.2	6	237.4	4	234.8	2	241,2
53 Raul NAVARRO ESCUDERO		Open	246.0	4	245.5	2	240.0	3	237.4	5	159.1	1	225,6
43 Chris COTTON-RUSSELL	SUZUKI JEG RACING	Open	245.5	6	242.2	4	241.6	2	240.0	3	235.8	5	241,0
22 Jon PURROY PEREZ	CASTROMAROTO RACING	Open	243.8	5	243.8	6	240.5	4	239.5	3	237.9	2	241,1
81 Alexander SHEIN	BOXESMOTO	Open	235.8	2	212.2	3	128.3	1					192,1
7 Maximilian C. SCHEIB KRUGER	DR7 SUPERCHARGER	Stick											
6 Eeki KUPARINEN	MOTOMARKET RACING	Stick											
88 Sergii GRYGOROVYCH	MDR COSSACKS FLYGROUP	Open											
46 Pierre TEXIER	TEX RACING	Stick											



SuperStock/Open1000


RFME Cto. España Velocidad Navarra 2017

Warm UP

Vuelta a vuelta

Mejor Personal Mejor de la sesión B Cruzando la línea de meta por el pit lane.

Vlt.	Tiempo	Sector 1	Sector 2	Sector 3	Km/h	T. Sesión	Vlt.	Tiempo	Sector 1	Sector 2	Sector 3	Km/h	T. Sesión		
3	Fabrizio PEROTTI	ITA						22	Jon PURROY PEREZ	ESP					
	TEAM SPEED RACING								CASTROMAROTO RACING						
1	2:24.348	1:04.473	39.369	40.506	121.5	2:24.348	1	2:34.740	1:11.359	41.660	41.721	114.3	2:34.740		
2	1:43.636	26.657	37.844	39.135	269.3	4:07.984	2	1:47.632	27.891	39.376	40.365	237.9	4:22.372		
3	1:42.626	26.168	37.548	38.910	271.4	5:50.610	3	1:45.672	27.206	38.690	39.776	239.5	6:08.044		
4	1:42.010	26.071	37.262	38.677	270.7	7:32.620	4	1:45.085	27.206	38.345	39.534	240.5	7:53.129		
5	1:41.845	25.995	37.155	38.695	272.7	9:14.465	5	1:44.863	26.883	38.105	39.875	243.8	9:37.992		
6	1:42.593	26.129	37.437	39.027	257.1	10:57.058	6	1:45.653	26.959	38.300	40.394	243.8	11:23.645		
4	Vicente I. KRUGER GARCIA	CHI						23	Christophe PONSSON	FRA					
	GRAPHBIKES EASYRACE SBK TEAM								TEAM MRS-YAMAHA						
1	2:24.026	1:03.186	39.909	40.931	157.0	2:24.026	1	2:04.048	40.987	41.705	41.356	133.7	2:04.048		
2	1:45.833	26.792	38.806	40.235	272.7	4:09.859	2	1:46.601	27.259	38.096	41.246	256.5	3:50.649		
3	1:44.545	26.821	38.252	39.472	255.3	5:54.404	3	1:43.139	26.551	37.562	39.026	271.4	5:33.788		
4	1:47.695	26.508	41.752	39.435	268.0	7:42.099	4	1:42.258	26.190	37.127	38.941	270.7	7:16.046		
5	1:43.333	26.163	37.886	39.284	274.8	9:25.432	5	1:42.113	26.272	36.998	38.843	265.4	8:58.159		
6	1:52.389	32.256	40.145	39.988	270.0	11:17.821	6	1:42.285	26.317	37.142	38.826	252.3	10:40.444		
5	Robertino PIETRI CHIOSSONE	VEN						31	Carmelo MORALES GOMEZ	ESP					
	EMS COMPETICION								GRAPHBIKES EASYRACE SBK TEAM						
1	3:52.890B	1:25.388	40.562	1:46.940	120.7	3:52.890	1	2:02.564	45.151	38.479	38.934	123.1	2:02.564		
2	1:52.961	35.191	38.149	39.621	102.2	5:45.851	2	1:41.513	26.148	36.799	38.566	264.7	3:44.077		
3	1:44.259	26.372	38.604	39.283	260.9	7:30.110	3	1:45.133	25.774	40.468	38.891	264.7	5:29.210		
4	1:43.677	26.355	37.573	39.749	248.3	9:13.787	4	1:40.522	25.542	36.823	38.157	266.7	7:09.732		
5	1:42.730	25.911	37.686	39.133	254.7	10:56.517	5	1:39.956	25.398	36.566	37.992	272.0	8:49.688		
6							6	1:40.587	25.604	36.718	38.265	270.0	10:30.275		
17	Ricardo SASETA SOLER	ESP						32	Guillermo LLANO PARDO	ESP					
	MCS RACING BASOLI								GRAPHBIKES EASYRACE SBK TEAM						
1	2:34.989	1:13.337	40.947	40.705	139.2	2:34.989	1	2:06.715	46.490	39.719	40.506	117.9	2:06.715		
2	1:47.144	27.768	39.695	39.681	227.4	4:22.133	2	1:47.916	26.800	40.851	40.265	260.9	3:54.631		
3	1:44.676	26.856	38.390	39.430	251.2	6:06.809	3	1:44.451	27.023	37.989	39.439	264.1	5:39.082		
4	1:44.666	26.912	38.173	39.581	247.7	7:51.475	4	1:43.244	26.405	37.416	39.423	270.0	7:22.326		
5	1:49.080	27.338	41.728	40.014	251.7	9:40.555	5	1:43.692	26.424	37.767	39.501	270.0	9:06.018		
6	1:53.266	28.853	43.933	40.480	247.1	11:33.821	6	1:43.312	26.457	37.562	39.293	266.0	10:49.330		
18	Lucas DE ULACIA DE LA SOTILLA	ESP						33	Niko MAKINEN	FIN					
	KAWASAKI PALMETO PL RACING								YAMAHA STRATOS						
1	2:10.039	49.045	40.045	40.949	116.8	2:10.039	1	2:37.965	1:16.684	40.818	40.463	158.4	2:37.965		
2	1:45.996	27.409	38.598	39.989	244.9	3:56.035	2	1:46.042	27.809	38.718	39.515	237.4	4:24.007		
3	1:44.110	26.695	37.803	39.612	252.3	5:40.145	3	1:54.369	26.288	38.178	49.903	254.7	6:18.376		
4	1:45.093	27.548	37.877	39.668	257.8	7:25.238	4	1:48.446	27.249	38.272	42.925	245.5	8:06.822		
5	1:44.880	26.704	38.217	39.959	263.4	9:10.118	5	1:42.941	26.492	37.261	39.188	254.1	9:49.763		
6	1:44.368	26.670	38.147	39.551	253.5	10:54.486	6	1:43.147	26.478	37.676	38.993	249.4	11:32.910		
19	Ivan SILVA ALBEROLA	ESP						34	Xavier PINSACH CABAÑAS	ESP					
	KAWASAKI PALMETO PL RACING								SPEED RACING BY ETG						
1	2:04.843	45.474	39.290	40.079	97.6	2:04.843	1	2:24.775	1:04.765	39.632	40.378	122.0	2:24.775		
2	1:43.374	26.638	37.617	39.119	252.3	3:48.217	2	1:45.022	26.770	38.431	39.821	256.5	4:09.797		
3	1:42.199	26.243	37.252	38.704	263.4	5:30.416	3	1:43.566	26.381	37.890	39.295	270.7	5:53.363		
4	1:42.068	26.008	37.247	38.813	272.0	7:12.484	4	1:43.280	26.409	37.616	39.255	268.0	7:36.643		
5	1:41.778	25.928	37.364	38.486	268.0	8:54.262	5	1:42.721	26.276	37.394	39.051	271.4	9:19.364		
6	1:41.972	25.919	37.362	38.691	267.3	10:36.234	6	1:42.424	26.187	37.440	38.797	274.1	11:01.788		



SuperStock/Open1000

RFME Cto. España Velocidad Navarra 2017

Warm UP

Vuelta a vuelta

Vlt.	Tiempo	Sector 1	Sector 2	Sector 3	Km/h	T. Sesión	Vlt.	Tiempo	Sector 1	Sector 2	Sector 3	Km/h	T. Sesión	
36	Jose M. VERGARA CIENFUEGOS DEN							4	1:47.203	27.712	38.985	40.506	246.0	8:01.400
	VERGARA COMPETICIÓN/MOTOBOX							5	2:01.968	32.367	38.664	50.937	237.4	10:03.368
1	3:34.824	2:12.969	40.919	40.936	121.3	3:34.824								
2	1:46.744	27.742	39.128	39.874	257.8	5:21.568								
3	1:45.554	27.362	38.444	39.748	262.1	7:07.122								
4	1:44.828	26.790	38.381	39.657	259.6	8:51.950								
5	1:45.740	26.956	38.252	40.532	262.1	10:37.690								
39	Marcos A. SOLORZA PARADA ARG													
	GV RACING													
1	2:25.061	1:05.169	39.821	40.071	130.1	2:25.061								
2	1:44.874	26.941	38.299	39.634	246.0	4:09.935								
3	1:49.866	29.096	40.878	39.892	211.4	5:59.801								
4	1:42.853	26.392	37.618	38.843	249.4	7:42.654								
5	1:43.072	25.911	37.739	39.422	255.3	9:25.726								
6	1:42.924	26.421	37.473	39.030	250.6	11:08.650								
41	Patxi LARREA PERURENA ESP													
	MDR COSSACKS FLYGROUP													
1	4:58.710	3:35.939	41.009	41.762	80.2	4:58.710								
2	1:48.129	27.627	39.986	40.516	245.5	6:46.839								
3	1:46.585	27.119	38.873	40.593	252.9	8:33.424								
4	1:46.972	27.156	39.145	40.671	254.1	10:20.396								
43	Chris COTTON-RUSSELL CAN													
	SUZUKI JEG RACING													
1	2:10.381	49.339	40.731	40.311	141.5	2:10.381								
2	1:46.762	27.645	39.188	39.929	241.6	3:57.143								
3	1:45.390	27.029	38.780	39.581	240.0	5:42.533								
4	1:45.962	27.549	38.800	39.613	242.2	7:28.495								
5	1:45.851	27.341	38.273	40.237	235.8	9:14.346								
6	1:45.487	27.235	38.457	39.795	245.5	10:59.833								
47	Angel RODRIGUEZ CAMPILLO ESP													
	YAMAHA STRATOS													
1	2:12.651	52.880	39.737	40.034	116.1	2:12.651								
2	1:42.556	26.008	37.550	38.998	266.7	3:55.207								
3	1:41.565	26.231	36.813	38.521	267.3	5:36.772								
4	1:41.057	25.792	37.029	38.236	268.0	7:17.829								
5	1:40.342	25.513	36.567	38.262	276.9	8:58.171								
52	Juan Manuel SOLORZA PARADA ARG													
	GV RACING													
1	3:11.784	1:49.526	40.245	42.013	130.9	3:11.784								
2	1:45.718	27.008	38.384	40.326	257.8	4:57.502								
3	1:45.538	27.173	38.696	39.669	270.0	6:43.040								
4	1:43.282	26.193	37.820	39.269	272.0	8:26.322								
5	1:42.606	26.266	37.242	39.098	272.7	10:08.928								
53	Raul NAVARRO ESCUDERO ESP													
1	2:40.077	1:18.129	40.565	41.383	159.1	2:40.077								
2	1:47.305	27.576	39.043	40.686	245.5	4:27.382								
3	1:46.815	27.714	38.696	40.405	240.0	6:14.197								
54	Key COGHLAN GBR													
	JEG RACING													
1	6:09.865	4:43.199	46.155	40.511	80.1	6:09.865								
2	1:44.887	27.356	38.186	39.345	245.5	7:54.752								
3	1:43.740	26.724	37.976	39.040	255.3	9:38.492								
4	1:43.980	26.708	38.092	39.180	252.3	11:22.472								
55	Alejandro MEDINA MAYO ESP													
	CARDS SCHOOL RACING													
1	2:35.706	1:14.871	40.436	40.399	142.1	2:35.706								
2	1:45.099	27.123	38.691	39.285	254.7	4:20.805								
3	1:43.261	26.256	37.932	39.073	270.7	6:04.066								
4	1:42.395	26.044	37.360	38.991	271.4	7:46.461								
5	1:41.790	26.021	37.072	38.637	272.7	9:28.191								
6	1:42.712	26.120	37.674	38.918	276.9	11:10.903								
64	Martin M. SOLORZA PARADA ARG													
	GV RACING													
1	2:25.329	1:05.469	39.866	39.994	87.3	2:25.329								
2	1:45.235	27.520	38.657	39.058	240.0	4:10.564								
3	1:46.144	28.847	38.486	38.811	229.3	5:56.708								
4	1:42.508	26.341	37.605	38.562	257.1	7:39.216								
5	1:42.762	26.331	37.596	38.835	248.8	9:21.978								
6	1:42.894	26.428	37.783	38.683	255.3	11:04.872								
69	Florian DROUIN FRA													
	DROUIN RACING TEAM													
1	2:37.337	1:13.877	41.407	42.053	142.5	2:37.337								
2	1:48.717	28.287	39.770	40.660	234.8	4:26.054								
3	1:47.561	28.014	38.904	40.643	243.2	6:13.615								
4	1:47.028	27.960	38.820	40.248	237.4	8:00.643								
5	1:47.362	27.891	39.086	40.385	248.3	9:48.005								
6	1:49.796	29.344	39.346	41.106	242.2	11:37.801								
72	Chris LEESCH LUX													
	TEAM MRS													
1	2:05.705	45.915	39.775	40.015	134.0	2:05.705								
2	1:43.658	26.669	37.609	39.380	255.9	3:49.363								
3	1:42.715	26.312	37.387	39.016	262.8	5:32.078								
4	1:42.708	26.250	37.397	39.061	265.4	7:14.786								
5	1:42.611	26.294	37.358	38.959	267.3	8:57.397								
6	1:42.674	26.327	37.328	39.019	268.0	10:40.071								
75	Mika HOGLUND FIN													
	YAMAHA STRATOS													
1	3:02.569	1:35.383	42.447	44.739	113.3	3:02.569								
2	1:54.000	31.492	41.883	40.625	218.6	4:56.569								
3	1:48.187	27.930	39.634	40.623	249.4	6:44.756								
4	1:48.682	27.990	39.737	40.955	243.8	8:33.438								
5	1:48.594	28.254	39.441	40.899	227.4	10:22.032								



SuperStock/Open1000

RFME Cto. España Velocidad Navarra 2017

Warm UP

Vuelta a vuelta

■ Mejor Personal ■ Mejor de la sesión B Cruzando la línea de meta por el pit lane.

Vlt.	Tiempo	Sector 1	Sector 2	Sector 3	Km/h	T. Sesión	Vlt.	Tiempo	Sector 1	Sector 2	Sector 3	Km/h	T. Sesión	
79	Sebastian Leonel MARTINEZ ARG													
	GV RACING													
1	2:23.152	1:00.453	41.533	41.166	134.3	2:23.152								
2	1:45.998	27.309	38.770	39.919	251.7	4:09.150								
3	1:44.927	26.709	38.788	39.430	263.4	5:54.077								
4	1:44.271	26.552	38.362	39.357	265.4	7:38.348								
5	1:44.683	26.634	38.510	39.539	269.3	9:23.031								
6	2:06.757	26.669	48.514	51.574	260.9	11:29.788								
81	Alexander SHEIN RUS													
	BOXESMOTO													
1	4:38.921	3:14.376	41.683	42.862	128.3	4:38.921								
2	1:52.089	28.630	41.141	42.318	235.8	6:31.010								
3	1:53.980	30.480	40.892	42.608	212.2	8:24.990								
91	Marc LOPEZ MUÑOZ ESP													
	TACK KAWASAKI													
1	2:13.458	52.176	40.147	41.135	106.5	2:13.458								
2	1:45.154	26.857	38.391	39.906	247.1	3:58.612								
3	1:45.090	27.235	38.320	39.535	254.7	5:43.702								
4	1:44.661	26.933	37.920	39.808	254.7	7:28.363								
5	1:45.446	26.973	38.353	40.120	259.6	9:13.809								
6	1:45.811	27.530	38.465	39.816	253.5	10:59.620								
96	Paco MORALES AIBAR ESP													
	ASOC. MOTOCICLISMO PACO MORALES													
1	3:00.315	1:37.565	41.048	41.702	118.2	3:00.315								
2	1:47.276	28.087	38.971	40.218	249.4	4:47.591								
3	1:45.715	27.313	38.405	39.997	256.5	6:33.306								
4	1:44.816	27.159	37.967	39.690	260.2	8:18.122								
5	1:44.552	26.944	38.001	39.607	263.4	10:02.674								
99	Pedro RODRIGUEZ GONZALEZ ESP													
	CASTROMAROTO RACING													
1	2:03.719	36.310	46.628	40.781	209.7	2:03.719								
2	1:44.855	27.003	37.750	40.102	259.0	3:48.574								
3	1:42.518	26.398	37.200	38.920	253.5	5:31.092								
4	1:44.216	26.156	38.768	39.292	258.4	7:15.308								
5	1:47.027			39.334	258.4	9:02.335								
6	1:42.729	26.409	37.409	38.911	259.0	10:45.064								