

CIRCUITO DE NAVARRA 3.933 m.

SuperStock/Open1000

RFME Cto. España Velocidad Navarra 2017

Entre. Cronometrado 2

Clasificación

Nº	Piloto	Nac	Equipo	Moto	Neumaticos	Tiempo	Vlt.	Total	Dif.	Km/h
1	7	Maximilian C. SCHEIB KRUGER	CHI	DR7 SUPERCHARGER	PIRELLI Stck	1:39.459	3	13	-	142.4
2	31	Carmelo MORALES GOMEZ	ESP	GRAPHBIKES EASYRACE SBK TEAM	DUNLOP Stck	1:39.982	8	12	+0.523	141.6
3	52	Juan Manuel SOLORZA PARADA	ARG	GV RACING	PIRELLI Stck	1:40.198	12	12	+0.739	141.3
4	47	Angel RODRIGUEZ CAMPILLO	ESP	YAMAHA STRATOS	DUNLOP Stck	1:40.503	9	9	+1.044	140.9
5	55	Alejandro MEDINA MAYO	ESP	CARDS SCHOOL RACING	BRIGESTONE Stck	1:40.817	13	13	+1.358	140.4
6	99	Pedro RODRIGUEZ GONZALEZ	ESP	CASTROMAROTO RACING	PIRELLI Stck	1:41.469	13	14	+2.010	139.5
7	3	Fabrizio PEROTTI	ITA	TEAM SPEED RACING	MICHELIN Stck	1:41.537	4	14	+2.078	139.4
8	54	Key COGHLAN	GBR	JEG RACING	DUNLOP Stck	1:41.603	5	15	+2.144	139.4
9	6	Eeki KUPARINEN	FIN	MOTOMARKET RACING	PIRELLI Stck	1:41.675	15	16	+2.216	139.3
10	23	Christophe PONSSON	FRA	TEAM MRS-YAMAHA	PIRELLI Stck	1:41.699	8	14	+2.240	139.2
11	19	Ivan SILVA ALBEROLA	ESP	KAWASAKI PALMETO PL RACING	MICHELIN Stck	1:41.826	5	14	+2.367	139.0
12	5	Robertino PIETRI CHIOSSONE	VEN	EMS COMPETICION	Stck	1:41.846	10	11	+2.387	139.0
13	4	Vicente I. KRUGER GARCIA	CHI	GRAPHBIKES EASYRACE SBK TEAM	DUNLOP Stck	1:41.969	8	13	+2.510	138.9
14	46	Pierre TEXIER	FRA	TEX RACING	DUNLOP Stck	1:42.085	9	14	+2.626	138.7
15	39	Marcos A. SOLORZA PARADA	ARG	GV RACING	PIRELLI Stck	1:42.136	10	10	+2.677	138.6
16	72	Chris LEESCH	LUX	TEAM MRS	PIRELLI Stck	1:42.181	14	16	+2.722	138.6
17	34	Xavier PINSACH CABAÑAS	ESP	SPEED RACING BY ETG	MICHELIN Stck	1:42.197	11	14	+2.738	138.5
18	32	Guillermo LLANO PARDO	ESP	GRAPHBIKES EASYRACE SBK TEAM	DUNLOP Open	1:42.381	9	13	+2.922	138.3
19	64	Martin M. SOLORZA PARADA	ARG	GV RACING	PIRELLI Stck	1:42.467	7	12	+3.008	138.2
20	33	Niko MAKINEN	FIN	YAMAHA STRATOS	DUNLOP Open	1:42.969	10	14	+3.510	137.5
21	79	Sebastian Leonel MARTINEZ	ARG	GV RACING	PIRELLI Open	1:43.277	9	9	+3.818	137.1
22	96	Paco MORALES AIBAR	ESP	ASOC. MOTOCICLISMO PACO MORALES	MICHELIN Open	1:43.522	5	10	+4.063	136.8
23	91	Marc LOPEZ MUÑOZ	ESP	TACK KAWASAKI	PIRELLI Open	1:43.535	13	13	+4.076	136.8
24	17	Ricardo SASETA SOLER	ESP	MCS RACING BASOLI	DUNLOP Open	1:44.041	7	15	+4.582	136.1
25	18	Lucas DE ULACIA DE LA SOTILLA	ESP	KAWASAKI PALMETO PL RACING	MICHELIN Stck	1:44.448	4	14	+4.989	135.6
26	43	Chris COTTON-RUSSELL	CAN	SUZUKI JEG RACING	DUNLOP Open	1:44.536	15	15	+5.077	135.4
27	41	Patri LARREA PERURENA	ESP	MDR COSSACKS FLYGROUP	DUNLOP Open	1:44.723	5	13	+5.264	135.2
28	36	Jose M. VERGARA CIENFUEGOS	DEN	VERGARA COMPETICIÓN/MOTOBOX	PIRELLI Open	1:44.820	3	5	+5.361	135.1
29	88	Sergii GRYGOROVYCH	UKR	MDR COSSACKS FLYGROUP	PIRELLI Open	1:45.966	11	16	+6.507	133.6
30	69	Florian DROUIN	FRA	DROUIN RACING TEAM	PIRELLI Stck	1:46.261	7	15	+6.802	133.2
31	75	Mika HOG Lund	FIN	YAMAHA STRATOS	DUNLOP Open	1:46.978	9	9	+7.519	132.4
32	53	Raul NAVARRO ESCUDERO	ESP	DUNLOP	DUNLOP Open	1:47.377	5	10	+7.918	131.9
33	81	Alexander SHEIN	RUS	BOXESMOTO	PIRELLI Open	1:48.615	5	6	+9.156	130.4

Tiempo Máximo: 1:54.377

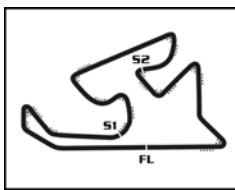
22	Jon PURROY PEREZ	ESP	CASTROMAROTO RACING	PIRELLI	Open
25	Roberto BLAZQUEZ FERNANDEZ	ESP	CASTROMAROTO RACING		Open
30	Javier ARTIME GONZALEZ	ESP		DUNLOP	Open

Vuelta Rápida	Vlt. 3	Maximilian C. SCHEIB KRUGER	1:39.459	142.4 Kph
----------------------	--------	-----------------------------	-----------------	-----------

Hora de publicación:

Estado de la pista: **SECO**

Director de carrera:	Cronometrador:
----------------------	----------------



CIRCUITO DE NAVARRA 3.933 m.

SuperStock/Open 1000

RFME Cto. España Velocidad Navarra 2017

Entre. Combinada Crono 1 y 2

Clasificación

Nº	Piloto	Equipo	Moto Neumático	Cronometrado 1	Cronometrado 2	Tiempo
1	7 Maximilian C. SCHEIB KRUGER	DR7 SUPERCHARGER	Stck	1:38.622	1:39.459	1:38.622
2	31 Carmelo MORALES GOMEZ	GRAPHBIKES EASYRACE SBK TEAM	Stck	1:39.292	1:39.982	1:39.292
3	47 Angel RODRIGUEZ CAMPILLO	YAMAHA STRATOS	Stck	1:39.769	1:40.503	1:39.769
4	52 Juan Manuel SOLORZA PARADA	GV RACING	Stck	1:41.036	1:40.198	1:40.198
5	23 Christophe PONSSON	TEAM MRS-YAMAHA	Stck	1:40.381	1:41.699	1:40.381
6	55 Alejandro MEDINA MAYO	CARDS SCHOOL RACING	Stck		1:40.817	1:40.817
7	99 Pedro RODRIGUEZ GONZALEZ	CASTROMAROTO RACING	Stck	1:40.856	1:41.469	1:40.856
8	3 Fabrizio PEROTTI	TEAM SPEED RACING	Stck	1:41.084	1:41.537	1:41.084
9	72 Chris LEESCH	TEAM MRS	Stck	1:41.519	1:42.181	1:41.519
10	34 Xavier PINSACH CABAÑAS	SPEED RACING BY ETG	Stck	1:41.558	1:42.197	1:41.558
11	54 Kev COGHLAN	JEG RACING	Stck	1:41.800	1:41.603	1:41.603
12	19 Ivan SILVA ALBEROLA	KAWASAKI PALMETO PL RACING	Stck	1:41.645	1:41.826	1:41.645
13	6 Eeki KUPARINEN	MOTOMARKET RACING	Stck	1:41.890	1:41.675	1:41.675
14	5 Robertino PIETRI CHIOSSONE	EMS COMPETICION	Stck	1:41.698	1:41.846	1:41.698
15	46 Pierre TEXIER	TEX RACING	Stck	1:41.736	1:42.085	1:41.736
16	4 Vicente I. KRUGER GARCIA	GRAPHBIKES EASYRACE SBK TEAM	Stck	1:42.428	1:41.969	1:41.969
17	64 Martin M. SOLORZA PARADA	GV RACING	Stck	1:42.022	1:42.467	1:42.022
18	39 Marcos A. SOLORZA PARADA	GV RACING	Stck	1:42.178	1:42.136	1:42.136
19	32 Guillermo LLANO PARDO	GRAPHBIKES EASYRACE SBK TEAM	Open	1:42.945	1:42.381	1:42.381
20	79 Sebastian Leonel MARTINEZ	GV RACING	Open	1:42.394	1:43.277	1:42.394
21	17 Ricardo SASETA SOLER	MCS RACING BASOLI	Open	1:42.612	1:44.041	1:42.612
22	33 Niko MAKINEN	YAMAHA STRATOS	Open	1:42.756	1:42.969	1:42.756
23	91 Marc LOPEZ MUÑOZ	TACK KAWASAKI	Open	1:43.375	1:43.535	1:43.375
24	96 Paco MORALES AJBAR	ASOC. MOTOCICLISMO PACO MORALES	Open	1:43.461	1:43.522	1:43.461
25	36 Jose M. VERGARA CIENFUEGOS	VERGARA COMPETICIÓN/MOTOBOX	Open	1:43.774	1:44.820	1:43.774
26	43 Chris COTTON-RUSSELL	SUZUKI JEG RACING	Open	1:44.086	1:44.536	1:44.086
27	18 Lucas DE ULACIA DE LA SOTILL	KAWASAKI PALMETO PL RACING	Stck	1:44.238	1:44.448	1:44.238
28	41 Pabí LARREA PERURENA	MDR COSSACKS FLYGROUP	Open	1:44.386	1:44.723	1:44.386
29	22 Jon PURROY PEREZ	CASTROMAROTO RACING	Open	1:44.481		1:44.481
30	88 Sergii GRYGOROVYCH	MDR COSSACKS FLYGROUP	Open	1:46.176	1:45.966	1:45.966
31	69 Florian DROUIN	DROUIN RACING TEAM	Stck	1:46.577	1:46.261	1:46.261
32	75 Mika HOG Lund	YAMAHA STRATOS	Open	1:47.916	1:46.978	1:46.978
33	53 Raul NAVARRO ESCUDERO		Open		1:47.377	1:47.377
34	81 Alexander SHEIN	BOXESMOTO	Open	1:51.812	1:48.615	1:48.615
35	25 Roberto BLAZQUEZ FERNANDEZ	CASTROMAROTO RACING	Open			
36	30 Javier ARTIME GONZALEZ		Open			

Oficial Provisional

Oficial Final

Comisarios deportivos:	Director de carrera:	Cronometrador:
Hora:	Hora:	Hora:




SuperStock/Open1000

RFME Cto. España Velocidad Navarra 2017

Entre. Cronometrado 2

CIRCUITO DE NAVARRA 3.933 m. Mejores tiempos de sector

SECTOR 1			SECTOR 2		SECTOR 3				Vuelta Ideal	Mejor Vuelta
Pos	Piloto	Tiempo	Piloto	Tiempo	Piloto	Tiempo	Pos	Piloto		
1	31 C.MORALES GOMEZ	25.316	7 M.SCHEIB KRUGER	36.183	7 M.SCHEIB KRUGER	37.694	1	7 M.SCHEIB KRUGER	1:39.348	1:39.459 (1)
2	7 M.SCHEIB KRUGER	25.471	52 J.SOLORZA PARADA	36.349	31 C.MORALES GOMEZ	37.907	2	31 C.MORALES GOMEZ	1:39.661	1:39.982 (2)
3	52 J.SOLORZA PARADA	25.541	31 C.MORALES GOMEZ	36.438	47 A.RODRIGUEZ CAMPILLO	38.104	3	52 J.SOLORZA PARADA	1:40.198	1:40.198 (3)
4	47 A.RODRIGUEZ CAMPILLO	25.690	47 A.RODRIGUEZ CAMPILLO	36.600	6 E.KUPARINEN	38.278	4	47 A.RODRIGUEZ CAMPILLO	1:40.394	1:40.503 (4)
5	55 A.MEDINA MAYO	25.858	55 A.MEDINA MAYO	36.623	52 J.SOLORZA PARADA	38.308	5	55 A.MEDINA MAYO	1:40.805	1:40.817 (5)
6	5 R.PIETRI CHIOSSONE	25.877	99 P.RODRIGUEZ GONZALEZ	36.679	55 A.MEDINA MAYO	38.324	6	99 P.RODRIGUEZ GONZALEZ	1:41.199	1:41.469 (6)
7	19 I.SILVA ALBEROLA	25.920	3 F.PEROTTI	36.743	19 I.SILVA ALBEROLA	38.501	7	3 F.PEROTTI	1:41.287	1:41.537 (7)
8	23 C.PONSSON	25.941	23 C.PONSSON	36.831	54 K.COGLAN	38.512	8	54 K.COGLAN	1:41.411	1:41.603 (8)
9	3 F.PEROTTI	25.956	54 K.COGLAN	36.943	99 P.RODRIGUEZ GONZALEZ	38.525	9	19 I.SILVA ALBEROLA	1:41.480	1:41.826 (11)
10	54 K.COGLAN	25.956	4 V.KRUGER GARCIA	37.024	3 F.PEROTTI	38.588	10	23 C.PONSSON	1:41.487	1:41.699 (10)
11	79 S.MARTINEZ	25.976	19 I.SILVA ALBEROLA	37.059	46 P.TEXIER	38.631	11	6 E.KUPARINEN	1:41.492	1:41.675 (9)
12	99 P.RODRIGUEZ GONZALEZ	25.995	72 C.LEESCH	37.066	64 M.SOLORZA PARADA	38.666	12	4 V.KRUGER GARCIA	1:41.807	1:41.969 (13)
13	4 V.KRUGER GARCIA	26.008	34 X.PINSACH CABAÑAS	37.071	23 C.PONSSON	38.715	13	5 R.PIETRI CHIOSSONE	1:41.846	1:41.846 (12)
14	6 E.KUPARINEN	26.074	6 E.KUPARINEN	37.140	5 R.PIETRI CHIOSSONE	38.732	14	34 X.PINSACH CABAÑAS	1:41.985	1:42.197 (17)
15	46 P.TEXIER	26.083	32 G.LLANO PARDO	37.182	39 M.SOLORZA PARADA	38.768	15	46 P.TEXIER	1:42.032	1:42.085 (14)
16	39 M.SOLORZA PARADA	26.089	5 R.PIETRI CHIOSSONE	37.237	72 C.LEESCH	38.773	16	72 C.LEESCH	1:42.083	1:42.181 (16)
17	34 X.PINSACH CABAÑAS	26.115	33 N.MAKINEN	37.243	4 V.KRUGER GARCIA	38.775	17	39 M.SOLORZA PARADA	1:42.110	1:42.136 (15)
18	32 G.LLANO PARDO	26.191	39 M.SOLORZA PARADA	37.253	34 X.PINSACH CABAÑAS	38.799	18	64 M.SOLORZA PARADA	1:42.309	1:42.467 (19)
19	64 M.SOLORZA PARADA	26.239	46 P.TEXIER	37.318	33 N.MAKINEN	38.884	19	32 G.LLANO PARDO	1:42.381	1:42.381 (18)
20	72 C.LEESCH	26.244	64 M.SOLORZA PARADA	37.404	32 G.LLANO PARDO	39.008	20	33 N.MAKINEN	1:42.629	1:42.969 (20)
21	96 P.MORALES AIBAR	26.467	91 M.LOPEZ MUÑOZ	37.498	17 R.SASETA SOLER	39.065	21	79 S.MARTINEZ	1:43.012	1:43.277 (21)
22	33 N.MAKINEN	26.502	96 P.MORALES AIBAR	37.626	79 S.MARTINEZ	39.164	22	91 M.LOPEZ MUÑOZ	1:43.246	1:43.535 (23)
23	91 M.LOPEZ MUÑOZ	26.563	17 R.SASETA SOLER	37.682	91 M.LOPEZ MUÑOZ	39.185	23	96 P.MORALES AIBAR	1:43.357	1:43.522 (22)
24	18 L.DE ULACIA DE LA SOTILLA	26.694	79 S.MARTINEZ	37.872	96 P.MORALES AIBAR	39.264	24	17 R.SASETA SOLER	1:43.496	1:44.041 (24)
25	41 P.LARREA PERURENA	26.707	18 L.DE ULACIA DE LA SOTILLA	38.039	43 C.COTTON-RUSSELL	39.360	25	18 L.DE ULACIA DE LA SOTILLA	1:44.334	1:44.448 (25)
26	17 R.SASETA SOLER	26.749	41 P.LARREA PERURENA	38.062	18 L.DE ULACIA DE LA SOTILLA	39.601	26	43 C.COTTON-RUSSELL	1:44.423	1:44.536 (26)
27	43 C.COTTON-RUSSELL	26.975	36 J.VERGARA CIENFUEGOS	38.080	36 J.VERGARA CIENFUEGOS	39.632	27	41 P.LARREA PERURENA	1:44.716	1:44.723 (27)
28	36 J.VERGARA CIENFUEGOS	27.004	43 C.COTTON-RUSSELL	38.088	88 S.GRYGOROVYCH	39.790	28	36 J.VERGARA CIENFUEGOS	1:44.716	1:44.820 (28)
29	88 S.GRYGOROVYCH	27.262	69 F.DROUIN	38.437	41 P.LARREA PERURENA	39.947	29	88 S.GRYGOROVYCH	1:45.540	1:45.966 (29)
30	75 M.HOGLUND	27.565	88 S.GRYGOROVYCH	38.488	69 F.DROUIN	39.971	30	69 F.DROUIN	1:45.998	1:46.261 (30)
31	69 F.DROUIN	27.590	53 R.NAVARRO ESCUDERO	38.689	75 M.HOGLUND	40.284	31	75 M.HOGLUND	1:46.700	1:46.978 (31)
32	53 R.NAVARRO ESCUDERO	27.605	75 M.HOGLUND	38.851	53 R.NAVARRO ESCUDERO	40.589	32	53 R.NAVARRO ESCUDERO	1:46.883	1:47.377 (32)
33	81 A.SHEIN	28.237	81 A.SHEIN	39.199	81 A.SHEIN	40.908	33	81 A.SHEIN	1:48.344	1:48.615 (33)



CIRCUITO DE NAVARRA 3.933 m.

SuperStock/Open1000

RFME Cto. España Velocidad Navarra 2017

Después de Entre. Cronometrado 2

Velocidad máxima del evento

Piloto	Equipo	Moto	V. Max	Vlt.	Sesión
34 Xavier PINSACH CABAÑAS	SPEED RACING BY ETG	Stick	276.2	14	Entre. Cronometrado 2
4 Vicente I. KRUGER GARCIA	GRAPHBIKES EASYRACE SBK TEAM	Stick	276.2	9	Entre. Cronometrado 1
55 Alejandro MEDINA MAYO	CARDS SCHOOL RACING	Stick	276.2	5	Entre. Cronometrado 2
3 Fabrizio PEROTTI	TEAM SPEED RACING	Stick	275.5	9	Entre. Cronometrado 1
47 Angel RODRIGUEZ CAMPILLO	YAMAHA STRATOS	Stick	275.5	12	Entre. Cronometrado 1
23 Christophe PONSSON	TEAM MRS-YAMAHA	Stick	274.1	12	Entre. Cronometrado 1
72 Chris LEESCH	TEAM MRS	Stick	272.0	4	Entre. Cronometrado 2
31 Carmelo MORALES GOMEZ	GRAPHBIKES EASYRACE SBK TEAM	Stick	271.4	10	Entre. Cronometrado 2
52 Juan Manuel SOLORZA PARADA	GV RACING	Stick	271.4	4	Entre. Cronometrado 2
46 Pierre TEXIER	TEX RACING	Stick	270.0	4	Entre. Cronometrado 2
32 Guillermo LLANO PARDO	GRAPHBIKES EASYRACE SBK TEAM	Open	268.7	9	Entre. Cronometrado 1
7 Maximilian C. SCHEIB KRUGER	DR7 SUPERCHARGER	Stick	268.0	8	Entre. Cronometrado 1
19 Ivan SILVA ALBEROLA	KAWASAKI PALMETO PL RACING	Stick	267.3	11	Entre. Cronometrado 1
79 Sebastian Leonel MARTINEZ	GV RACING	Open	266.0	7	Entre. Cronometrado 2
96 Paco MORALES AIBAR	ASOC. MOTOCICLISMO PACO MORALES	Open	266.0	8	Entre. Cronometrado 1
36 Jose M. VERGARA CIENFUEGOS	VERGARA COMPETICIÓN/MOTOBOX	Open	263.4	8	Entre. Cronometrado 1
5 Robertino PIETRI CHIOSSONE	EMS COMPETICION	Stick	263.4	7	Entre. Cronometrado 1
54 Key COGHLAN	JEG RACING	Stick	262.8	14	Entre. Cronometrado 1
6 Eeki KUPARINEN	MOTOMARKET RACING	Stick	262.8	15	Entre. Cronometrado 2
99 Pedro RODRIGUEZ GONZALEZ	CASTROMAROTO RACING	Stick	262.8	11	Entre. Cronometrado 1
91 Marc LOPEZ MUÑOZ	TACK KAWASAKI	Open	260.9	7	Entre. Cronometrado 1
33 Niko MAKINEN	YAMAHA STRATOS	Open	260.2	6	Entre. Cronometrado 1
17 Ricardo SASETA SOLER	MCS RACING BASOLI	Open	259.0	11	Entre. Cronometrado 1
18 Lucas DE ULAGA DE LA SOTILLA	KAWASAKI PALMETO PL RACING	Stick	256.5	15	Entre. Cronometrado 1
39 Marcos A. SOLORZA PARADA	GV RACING	Stick	255.9	8	Entre. Cronometrado 1
41 Patxi LARREA PERURENA	MDR COSSACKS FLYGROUP	Open	255.9	5	Entre. Cronometrado 2
64 Martin M. SOLORZA PARADA	GV RACING	Stick	255.3	11	Entre. Cronometrado 1
69 Florian DROUIN	DROUIN RACING TEAM	Stick	254.7	2	Entre. Cronometrado 1
43 Chris COTTON-RUSSELL	SUZUKI JEG RACING	Open	251.7	10	Entre. Cronometrado 2
88 Sergii GRYGOROVYCH	MDR COSSACKS FLYGROUP	Open	248.3	15	Entre. Cronometrado 1
75 Mika HOGLUND	YAMAHA STRATOS	Open	247.7	3	Entre. Cronometrado 2
22 Jon PURROY PEREZ	CASTROMAROTO RACING	Open	242.2	9	Entre. Cronometrado 1
53 Raul NAVARRO ESCUDERO		Open	241.6	2	Entre. Cronometrado 2
81 Alexander SHEIN	BOXESMOTO	Open	237.4	4	Entre. Cronometrado 1



CIRCUITO DE NAVARRA 3.933 m.


SuperStock/Open1000

RFME Cto. España Velocidad Navarra 2017

Entre. Cronometrado 2

Secuencia de vueltas rápidas

Tiempo de sesión	Piloto	Equipo	Moto	Neumaticos	Tiempo	km/h	Vlt.
3:37.318	34 Xavier PINSACH CABAÑAS	SPEED RACING BY ETG		MICHELIN Stck	1:43.399	136.9	2
3:37.519	54 Kev COGHLAN	JEG RACING		DUNLOP Stck	1:43.229	137.2	2
3:49.206	31 Carmelo MORALES GOMEZ	GRAPHBIKES EASYRACE SBK TEAM		DUNLOP Stck	1:41.658	139.3	2
5:02.707	47 Angel RODRIGUEZ CAMPILLO	YAMAHA STRATOS		DUNLOP Stck	1:41.234	139.9	2
5:21.294	7 Maximilian C. SCHEIB KRUGER	DR7 SUPERCHARGER		PIRELLI Stck	1:39.459	142.4	3




SuperStock/Open1000

RFME Cto. España Velocidad Navarra 2017

Entre. Cronometrado 2

Vuelta a vuelta

Vlt.	Tiempo	Sector 1	Sector 2	Sector 3	Km/h	T. Sesión	Vlt.	Tiempo	Sector 1	Sector 2	Sector 3	Km/h	T. Sesión
4	1:44.857	27.004	38.080	39.773	135.0	18:08.918	5	1:43.503	27.026	37.536	38.941	136.8	9:35.885
5	1:45.317	27.127	38.493	39.697	134.4	19:54.235	6	5:48.188 B	26.538	37.641	4:44.009	40.7	15:24.073
39 Marcos A. SOLORZA PARADA ARG GV RACING							7 1:51.724 34.131 38.278 39.315 126.7 17:15.797 8 1:42.691 26.394 37.409 38.888 137.9 18:58.488 9 1:42.085 26.136 37.318 38.631 138.7 20:40.573 10 1:44.079 26.898 37.737 39.444 136.0 22:24.652 11 1:46.357 26.206 37.634 42.517 133.1 24:11.009 12 1:48.462 31.395 38.160 38.907 130.5 25:59.471 13 1:42.535 26.083 37.650 38.802 138.1 27:42.006 14 1:52.273 32.970 39.261 40.042 126.1 29:34.279						
41 Patxi LARREA PERURENA ESP MDR COSSACKS FLYGROUP							47 Angel RODRIGUEZ CAMPILLO ESP YAMAHA STRATOS 1 3:21.473 2:02.606 39.889 38.978 70.3 3:21.473 2 1:41.234 25.871 36.999 38.364 139.9 5:02.707 3 1:41.055 25.826 36.861 38.368 140.1 6:43.762 4 5:17.458 B 29.445 40.624 4:07.389 44.6 12:01.220 5 1:53.370 37.420 37.435 38.515 124.9 13:54.590 6 1:40.856 25.690 36.671 38.495 140.4 15:35.446 7 5:30.787 B 33.241 44.701 4:12.845 42.8 21:06.233 8 2:03.557 41.998 40.654 40.905 114.6 23:09.790 9 1:40.503 25.799 36.600 38.104 140.9 24:50.293						
43 Chris COTTON-RUSSELL CAN SUZUKI JEG RACING							52 Juan Manuel SOLORZA PARADA ARG GV RACING 1 3:43.361 2:23.901 39.899 39.561 63.4 3:43.361 2 1:42.846 26.040 37.616 39.190 137.7 5:26.207 3 1:47.274 26.292 37.384 43.598 132.0 7:13.481 4 1:41.889 26.179 36.851 38.859 139.0 8:55.370 5 6:11.440 B 26.200 39.975 5:05.265 38.1 15:06.810 6 1:57.996 39.112 39.237 39.647 120.0 17:04.806 7 1:41.138 25.919 36.753 38.466 140.0 18:45.944 8 1:40.750 25.612 36.794 38.344 140.5 20:26.694 9 4:00.945 B 30.331 39.846 2:50.768 58.8 24:27.639 10 1:58.019 38.435 39.655 39.929 120.0 26:25.658 11 1:41.447 26.109 36.810 38.528 139.6 28:07.105 12 1:40.198 25.541 36.349 38.308 141.3 29:47.303						
46 Pierre TEXIER FRA TEX RACING							53 Raul NAVARRO ESCUDERO ESP 1 2:28.094 1:06.821 40.197 41.076 95.6 2:28.094 2 1:47.469 27.938 38.903 40.628 131.7 4:15.563 3 1:47.601 27.608 38.958 41.035 131.6 6:03.164 4 1:48.349 28.448 39.312 40.589 130.7 7:51.513 5 1:47.377 28.041 38.689 40.647 131.9 9:38.890 6 1:48.106 27.697 39.397 41.012 131.0 11:26.996 7 3:22.641 B 28.811 40.009 2:13.821 69.9 14:49.637 8 2:00.092 39.256 39.585 41.251 117.9 16:49.729 9 1:48.048 27.801 39.365 40.882 131.0 18:37.777 10 1:47.793 27.605 39.256 40.932 131.4 20:25.570						
44 Chris COTTON-RUSSELL CAN SUZUKI JEG RACING							54 Kev COGHLAN GBR JEG RACING 1 1:54.290 36.594 38.543 39.153 123.9 1:54.290 2 1:43.229 26.492 37.710 39.027 137.2 3:37.519 3 1:42.551 26.351 37.315 38.885 138.1 5:20.070						



SuperStock/Open1000


RFME Cto. España Velocidad Navarra 2017

Entre. Cronometrado 2

Vuelta a vuelta

Mejor Personal Mejor de la sesión B Cruzando la línea de meta por el pit lane.

Vlt.	Tiempo	Sector 1	Sector 2	Sector 3	Km/h	T. Sesión	Vlt.	Tiempo	Sector 1	Sector 2	Sector 3	Km/h	T. Sesión
6	1:49.384	28.778	39.698	40.908	129.4	11:30.332	5	1:41.921	26.231	37.043	38.647	138.9	9:46.330
88	Sergii GRIGOROVYCH UKR MDR COSSACKS FLYGROUP						6	1:48.891	26.614	37.623	44.654	130.0	11:35.221
1	2:46.703	1:25.547	40.387	40.769	84.9	2:46.703	7	7:00.855 B	26.817	37.722	5:56.316	33.6	18:36.076
2	1:47.864	27.991	39.340	40.533	131.3	4:34.567	8	1:52.915	34.039	39.876	39.000	125.4	20:28.991
3	1:47.035	27.906	39.064	40.065	132.3	6:21.602	9	1:49.992	26.445	42.458	41.089	128.7	22:18.983
4	1:47.428	27.676	39.461	40.291	131.8	8:09.030	10	1:49.237	26.408	43.664	39.165	129.6	24:08.220
5	3:29.871 B	28.376	41.441	2:20.054	67.5	11:38.901	11	1:42.177	26.273	37.200	38.704	138.6	25:50.397
6	1:53.565	34.073	39.333	40.159	124.7	13:32.466	12	1:51.153	26.380	42.208	42.565	127.4	27:41.550
7	1:46.919	27.700	39.083	40.136	132.4	15:19.385	13	1:41.469	26.246	36.679	38.544	139.5	29:23.019
8	1:47.021	27.899	39.023	40.099	132.3	17:06.406	14	1:41.854	25.995	37.073	38.786	139.0	31:04.873
9	1:46.836	27.589	39.126	40.121	132.5	18:53.242							
10	1:46.174	27.405	38.737	40.032	133.4	20:39.416							
11	1:45.966	27.334	38.488	40.144	133.6	22:25.382							
12	1:46.425	27.262	39.194	39.969	133.0	24:11.807							
13	1:59.019	37.340	41.310	40.369	119.0	26:10.826							
14	1:46.176	27.388	38.998	39.790	133.4	27:57.002							
15	1:46.778	27.558	39.207	40.013	132.6	29:43.780							
16	1:54.559	34.707	39.540	40.312	123.6	31:38.339							
91	Marc LOPEZ MUÑOZ ESP TACK KAWASAKI												
1	2:39.292	1:19.271	39.676	40.345	88.9	2:39.292							
2	1:44.551	27.026	38.074	39.451	135.4	4:23.843							
3	1:44.493	26.923	37.926	39.644	135.5	6:08.336							
4	5:15.507 B	27.077	39.425	4:09.005	44.9	11:23.843							
5	2:06.767	44.339	42.366	40.062	111.7	13:30.610							
6	1:43.675	26.834	37.543	39.298	136.6	15:14.285							
7	1:43.726	26.563	37.748	39.415	136.5	16:58.011							
8	5:48.354 B	29.706	56.113	4:22.535	40.6	22:46.365							
9	2:00.166	39.262	40.796	40.108	117.8	24:46.531							
10	1:44.371	26.687	38.085	39.599	135.7	26:30.902							
11	1:44.812	26.810	37.857	40.145	135.1	28:15.714							
12	1:43.600	26.777	37.504	39.319	136.7	29:59.314							
13	1:43.535	26.852	37.498	39.185	136.8	31:42.849							
96	Paco MORALES AIBAR ESP ASOC. MOTOCICLISMO PACO MORALES												
1	1:58.495	39.001	39.298	40.196	119.5	1:58.495							
2	1:45.244	27.015	38.499	39.730	134.5	3:43.739							
3	1:43.780	26.467	37.635	39.678	136.4	5:27.519							
4	1:43.683	26.568	37.717	39.398	136.6	7:11.202							
5	1:43.522	26.632	37.626	39.264	136.8	8:54.724							
6	1:43.816	26.617	37.679	39.520	136.4	10:38.540							
7	1:43.969	26.805	37.638	39.526	136.2	12:22.509							
8	1:43.694	26.633	37.659	39.402	136.5	14:06.203							
9	3:57.129 B	26.484	42.859	2:47.786	59.7	18:03.332							
10	2:01.472	39.900	41.570	40.002	116.6	20:04.804							
99	Pedro RODRIGUEZ GONZALEZ ESP CASTROMAROTO RACING												
1	2:52.518	1:34.149	38.567	39.802	82.1	2:52.518							
2	1:43.199	26.936	37.482	38.781	137.2	4:35.717							
3	1:46.224	26.580	40.337	39.307	133.3	6:21.941							
4	1:42.468	26.911	37.032	38.525	138.2	8:04.409							

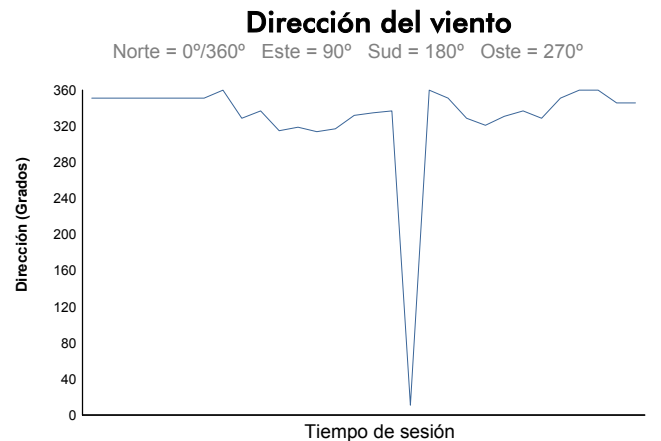
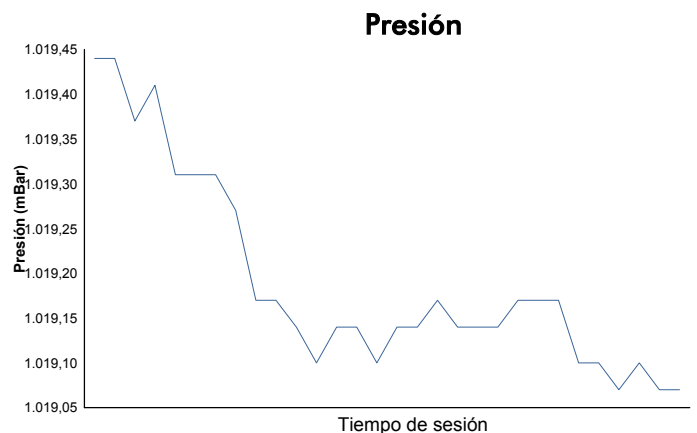
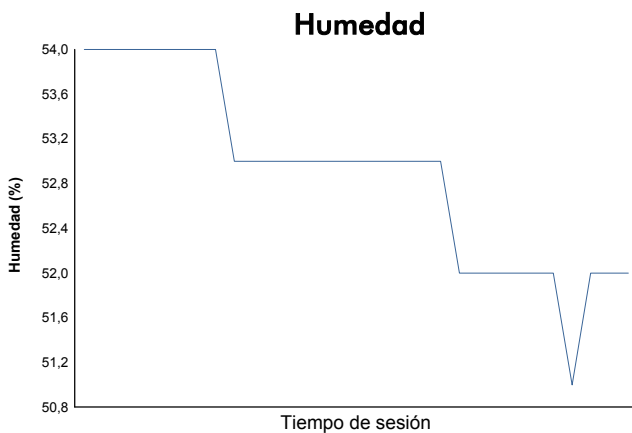
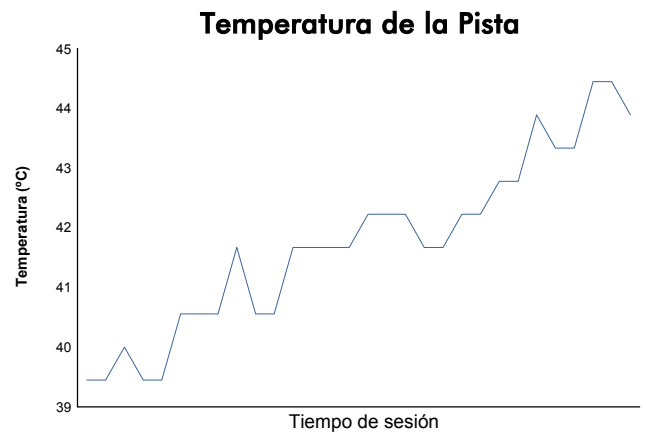
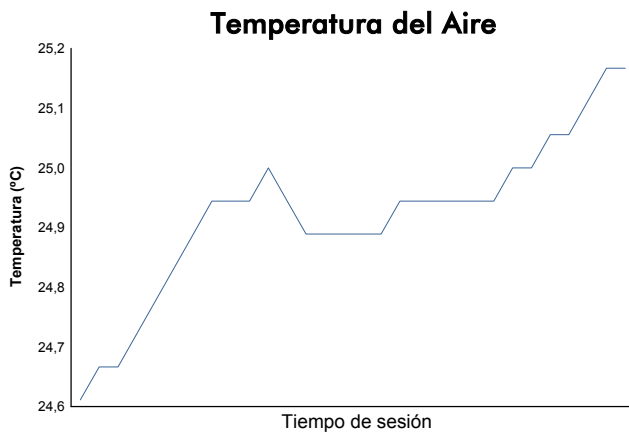


RFME Cto. España Velocidad Navarra 2017

SuperStock/Open1000

Entre. Cronometrado 2

Informe meteorológico



Estado de la pista:

SECO