

SuperStock/Open1000

CEV RFME Navarra 2017

Entre. Cronometrado 1

CIRCUITO DE NAVARRA 3.933 m.

Clasificación

Nº	Piloto	Nac	Equipo	Moto	Neumaticos	Tiempo	Vlt.	Total	Dif.	Km/h
1	7	Maximilian C. SCHEIB KRUGER	CHI	DR7 SUPERCHARGER	PIRELLI Sub	1:38.622	8	9	-	143.6
2	31	Carmelo MORALES GOMEZ	ESP	GRAPHBIKES EASYRACE SBK TEAM	DUNLOP	1:39.292	12	13	+0.670	142.6
3	47	Angel RODRIGUEZ CAMPILLO	ESP	YAMAHA STRATOS	DUNLOP	1:39.769	11	11	+1.147	141.9
4	23	Christophe PONSSON	FRA	TEAM MRS-YAMAHA	PIRELLI Sub	1:40.381	11	12	+1.759	141.1
5	99	Pedro RODRIGUEZ GONZALEZ	ESP	CASTROMAROTO RACING	PIRELLI Sub	1:40.856	12	12	+2.234	140.4
6	52	Juan Manuel SOLORZA PARADA	ARG	GV RACING	PIRELLI	1:41.036	9	10	+2.414	140.1
7	3	Fabrizio PEROTTI	ITA	TEAM SPEED RACING	MICHELIN	1:41.084	8	15	+2.462	140.1
8	72	Chris LEESCH	LUX	TEAM MRS	PIRELLI Sub	1:41.519	10	12	+2.897	139.5
9	34	Xavier PINSACH CABAÑAS	ESP	SPEED RACING BY ETG	MICHELIN Sub	1:41.558	11	14	+2.936	139.4
10	19	Ivan SILVA ALBEROLA	ESP	KAWASAKI PALMETO PL RACING	MICHELIN	1:41.645	14	14	+3.023	139.3
11	5	Robertino PIETRI CHIOSSONE	VEN	EMS COMPETICION		1:41.698	9	13	+3.076	139.2
12	46	Pierre TEXIER	FRA	TEX RACING	DUNLOP	1:41.736	7	13	+3.114	139.2
13	54	Kev COGHLAN	GBR	JEG RACING	DUNLOP	1:41.800	9	14	+3.178	139.1
14	6	Eeki KUPARINEN	FIN	MOTOMARKET RACING	PIRELLI	1:41.890	12	13	+3.268	139.0
15	64	Martin M. SOLORZA PARADA	ARG	GV RACING	PIRELLI	1:42.022	4	10	+3.400	138.8
16	39	Marcos A. SOLORZA PARADA	ARG	GV RACING	PIRELLI	1:42.178	4	9	+3.556	138.6
17	79	Sebastian Leonel MARTINEZ	ARG	GV RACING	PIRELLI	1:42.394	8	10	+3.772	138.3
18	4	Vicente I. KRUGER GARCIA	CHI	GRAPHBIKES EASYRACE SBK TEAM	DUNLOP Sub	1:42.428	10	11	+3.806	138.2
19	17	Ricardo SASETA SOLER	ESP	MCS RACING BASOLI	DUNLOP	1:42.612	13	13	+3.990	138.0
20	33	Niko MAKINEN	FIN	YAMAHA STRATOS	DUNLOP	1:42.756	6	12	+4.134	137.8
21	32	Guillermo LLANO PARDO	ESP	GRAPHBIKES EASYRACE SBK TEAM	DUNLOP	1:42.945	10	10	+4.323	137.5
22	91	Marc LOPEZ MUÑOZ	ESP	TACK KAWASAKI	PIRELLI	1:43.375	11	14	+4.753	137.0
23	96	Paco MORALES AIBAR	ESP	ASOC. MOTOCICLISMO PACO MORALES	MICHELIN	1:43.461	14	14	+4.839	136.9
24	36	Jose M. VERGARA CIENFUEGOS	DEN	VERGARA COMPETICIÓN/MOTOBOX	PIRELLI	1:43.774	10	10	+5.152	136.4
25	43	Chris COTTON-RUSSELL	CAN	SUZUKI JEG RACING	DUNLOP	1:44.086	11	15	+5.464	136.0
26	18	Lucas DE ULACIA DE LA SOTILLA	ESP	KAWASAKI PALMETO PL RACING	MICHELIN Sub	1:44.238	11	15	+5.616	135.8
27	41	Patri LARREA PERURENA	ESP	MDR COSSACKS FLYGROUP	DUNLOP	1:44.386	4	9	+5.764	135.6
28	22	Jon PURROY PEREZ	ESP	CASTROMAROTO RACING	PIRELLI	1:44.481	10	10	+5.859	135.5
29	88	Sergii GRYGOROVYCH	UKR	MDR COSSACKS FLYGROUP	PIRELLI	1:46.176	12	16	+7.554	133.4
30	69	Florian DROUIN	FRA	DROUIN RACING TEAM	PIRELLI	1:46.577	6	15	+7.955	132.9
31	75	Mika HOGGLUND	FIN	YAMAHA STRATOS	DUNLOP	1:47.916	7	7	+9.294	131.2
32	81	Alexander SHEIN	RUS	BOXESMOTO	PIRELLI	1:51.812	4	4	+13.190	126.6

Tiempo Máximo: 1:53.415

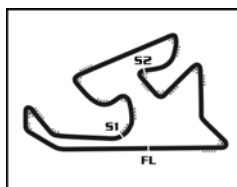
25	Roberto BLAZQUEZ FERNANDEZ	ESP	CASTROMAROTO RACING							
30	Javier ARTIME GONZALEZ	ESP		DUNLOP						
53	Raul NAVARRO ESCUDERO	ESP		DUNLOP						
55	Alejandro MEDINA MAYO	ESP	CARDS SCHOOL RACING	BRIGSTONE Sub				1		

Vuelta Rápida	Vlt. 8	Maximilian C. SCHEIB KRUGER	1:38.622	143.6 Kph
---------------	--------	-----------------------------	----------	-----------

Hora de publicación:

Estado de la pista: **SECO**

Director de carrera:	Cronometrador:
----------------------	----------------



CIRCUITO DE NAVARRA 3.933 m

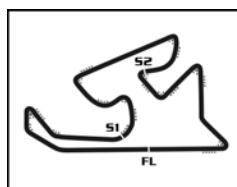
SuperStock/Open1000

CEV RFME Navarra 2017

Entre. Cronometrado 1

Mejores tiempos de sector

SECTOR 1			SECTOR 2		SECTOR 3		Pos	Piloto	Vuelta Ideal	Mejor Vuelta	
Pos	Piloto	Tiempo	Piloto	Tiempo	Piloto	Tiempo					
1	M.SCHEIB KRUGER	25.228	M.SCHEIB KRUGER	35.842	M.SCHEIB KRUGER	37.552	1	M.SCHEIB KRUGER	1:38.622	1:38.622	(1)
2	C.MORALES GOMEZ	25.260	C.MORALES GOMEZ	36.084	A.RODRIGUEZ CAMPILLO	37.818	2	C.MORALES GOMEZ	1:39.235	1:39.292	(2)
3	A.RODRIGUEZ CAMPILLO	25.602	A.RODRIGUEZ CAMPILLO	36.229	C.MORALES GOMEZ	37.891	3	A.RODRIGUEZ CAMPILLO	1:39.649	1:39.769	(3)
4	C.PONSSON	25.721	C.PONSSON	36.305	C.PONSSON	38.254	4	C.PONSSON	1:40.280	1:40.381	(4)
5	F.PEROTTI	25.777	F.RODRIGUEZ GONZALEZ	36.586	I.SILVA ALBEROLA	38.290	5	P.RODRIGUEZ GONZALEZ	1:40.856	1:40.856	(5)
6	J.SOLORZA PARADA	25.778	C.LEESCH	36.768	F.RODRIGUEZ GONZALEZ	38.375	6	J.SOLORZA PARADA	1:41.001	1:41.036	(6)
7	X.PINSACH CABAÑAS	25.808	J.SOLORZA PARADA	36.792	J.SOLORZA PARADA	38.431	7	F.PEROTTI	1:41.025	1:41.084	(7)
8	V.KRUGER GARCIA	25.838	F.PEROTTI	36.794	F.PEROTTI	38.454	8	I.SILVA ALBEROLA	1:41.106	1:41.645	(10)
9	I.SILVA ALBEROLA	25.879	R.PIETRI CHIOSSONE	36.846	K.COGLHAN	38.484	9	C.LEESCH	1:41.446	1:41.519	(8)
10	F.RODRIGUEZ GONZALEZ	25.895	I.SILVA ALBEROLA	36.937	C.LEESCH	38.523	10	X.PINSACH CABAÑAS	1:41.469	1:41.558	(9)
11	M.SOLORZA PARADA	25.979	E.KUPARINEN	37.013	P.TEXIER	38.543	11	R.PIETRI CHIOSSONE	1:41.602	1:41.698	(11)
12	R.PIETRI CHIOSSONE	25.995	K.COGLHAN	37.057	X.PINSACH CABAÑAS	38.568	12	P.TEXIER	1:41.637	1:41.736	(12)
13	P.TEXIER	25.996	M.SOLORZA PARADA	37.077	M.SOLORZA PARADA	38.576	13	K.COGLHAN	1:41.696	1:41.800	(13)
14	E.KUPARINEN	26.004	X.PINSACH CABAÑAS	37.093	M.SOLORZA PARADA	38.714	14	M.SOLORZA PARADA	1:41.770	1:42.178	(16)
15	S.MARTINEZ	26.078	P.TEXIER	37.098	R.SASETA SOLER	38.742	15	M.SOLORZA PARADA	1:41.845	1:42.022	(15)
16	G.LLANO PARDO	26.084	M.SOLORZA PARADA	37.121	R.PIETRI CHIOSSONE	38.761	16	E.KUPARINEN	1:41.880	1:41.890	(14)
17	M.SOLORZA PARADA	26.148	V.KRUGER GARCIA	37.219	N.MAKINEN	38.850	17	V.KRUGER GARCIA	1:41.979	1:42.428	(18)
18	C.LEESCH	26.155	S.MARTINEZ	37.229	E.KUPARINEN	38.863	18	S.MARTINEZ	1:42.394	1:42.394	(17)
19	K.COGLHAN	26.155	G.LLANO PARDO	37.356	V.KRUGER GARCIA	38.922	19	G.LLANO PARDO	1:42.494	1:42.945	(21)
20	N.MAKINEN	26.458	N.MAKINEN	37.376	C.COTTON-RUSSELL	39.033	20	R.SASETA SOLER	1:42.606	1:42.612	(19)
21	R.SASETA SOLER	26.467	R.SASETA SOLER	37.397	G.LLANO PARDO	39.054	21	N.MAKINEN	1:42.684	1:42.756	(20)
22	M.LOPEZ MUÑOZ	26.480	M.LOPEZ MUÑOZ	37.437	S.MARTINEZ	39.087	22	M.LOPEZ MUÑOZ	1:43.216	1:43.375	(22)
23	P.MORALES AIBAR	26.506	P.MORALES AIBAR	37.501	J.VERGARA CIENFUEGOS	39.197	23	P.MORALES AIBAR	1:43.435	1:43.461	(23)
24	A.MEDINA MAYO	26.586	J.VERGARA CIENFUEGOS	37.645	M.LOPEZ MUÑOZ	39.299	24	J.VERGARA CIENFUEGOS	1:43.774	1:43.774	(24)
25	P.LARREA PERURENA	26.665	A.MEDINA MAYO	37.707	P.MORALES AIBAR	39.428	25	C.COTTON-RUSSELL	1:43.811	1:44.086	(25)
26	L.DE ULACIA DE LA SOTILLA	26.728	C.COTTON-RUSSELL	37.763	L.DE ULACIA DE LA SOTILLA	39.464	26	L.DE ULACIA DE LA SOTILLA	1:44.098	1:44.238	(26)
27	J.PURROY PEREZ	26.807	P.LARREA PERURENA	37.871	J.PURROY PEREZ	39.583	27	P.LARREA PERURENA	1:44.186	1:44.386	(27)
28	J.VERGARA CIENFUEGOS	26.932	L.DE ULACIA DE LA SOTILLA	37.906	P.LARREA PERURENA	39.650	28	J.PURROY PEREZ	1:44.456	1:44.481	(28)
29	C.COTTON-RUSSELL	27.015	J.PURROY PEREZ	38.066	S.GRYGOROVYCH	39.909	29	A.MEDINA MAYO	1:44.751		
30	S.GRYGOROVYCH	27.019	F.DROUIN	38.333	F.DROUIN	40.056	30	S.GRYGOROVYCH	1:45.716	1:46.176	(29)
31	F.DROUIN	27.504	S.GRYGOROVYCH	38.788	M.HOGLUND	40.180	31	F.DROUIN	1:45.893	1:46.577	(30)
32	M.HOGLUND	27.649	M.HOGLUND	39.208	A.MEDINA MAYO	40.458	32	M.HOGLUND	1:47.037	1:47.916	(31)
33	A.SHEIN	28.596	A.SHEIN	40.913	A.SHEIN	42.266	33	A.SHEIN	1:51.775	1:51.812	(32)



CIRCUITO DE NAVARRA 3.933 m.

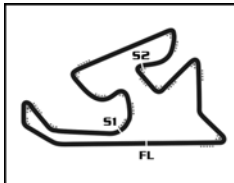
SuperStock/Open1000

CEV RFME Navarra 2017

Después de Entre. Cronometrado 1

Velocidad máxima del evento

Piloto	Equipo	Moto	V. Max	Vlt.	Sesión
4 Vicente I. KRUGER GARCIA	GRAPHBIKES EASYRACE SBK TEAM	Sub	171,6	9	Entre. Cronometrado 1
3 Fabrizio PEROTTI	TEAM SPEED RACING		171,1	9	Entre. Cronometrado 1
34 Xavier PINSACH CABAÑAS	SPEED RACING BY ETG	Sub	171,1	9	Entre. Cronometrado 1
47 Angel RODRIGUEZ CAMPILLO	YAMAHA STRATOS		171,1	12	Entre. Cronometrado 1
23 Christophe PONSSON	TEAM MRS-YAMAHA	Sub	170,3	12	Entre. Cronometrado 1
31 Carmelo MORALES GOMEZ	GRAPHBIKES EASYRACE SBK TEAM		168,1	13	Entre. Cronometrado 1
52 Juan Manuel SOLORZA PARADA	GV RACING		167,7	11	Entre. Cronometrado 1
32 Guillermo LLANO PARDO	GRAPHBIKES EASYRACE SBK TEAM		166,9	9	Entre. Cronometrado 1
7 Maximilian C. SCHEIB KRUGER	DR7 SUPERCHARGER	Sub	166,5	8	Entre. Cronometrado 1
72 Chris LEESCH	TEAM MRS	Sub	166,5	10	Entre. Cronometrado 1
19 Ivan SILVA ALBEROLA	KAWASAKI PALMETO PL RACING		166,1	11	Entre. Cronometrado 1
55 Alejandro MEDINA MAYO	CARDS SCHOOL RACING	Sub	165,6	2	Entre. Cronometrado 1
46 Pierre TEXIER	TEX RACING		165,2	6	Entre. Cronometrado 1
96 Paco MORALES AIBAR	ASOC. MOTOCICLISMO PACO MORALES		165,2	8	Entre. Cronometrado 1
79 Sebastian Leonel MARTINEZ	GV RACING		164,8	7	Entre. Cronometrado 1
36 Jose M. VERGARA CIENFUEGOS	VERGARA COMPETICIÓN/MOTOBOX		163,6	8	Entre. Cronometrado 1
5 Robertino PIETRI CHIOSSONE	EMS COMPETICION		163,6	7	Entre. Cronometrado 1
54 Key COGHLAN	JEG RACING		163,2	14	Entre. Cronometrado 1
99 Pedro RODRIGUEZ GONZALEZ	CASTROMAROTO RACING	Sub	163,2	11	Entre. Cronometrado 1
6 Eeki KUPARINEN	MOTOMARKET RACING		162,8	12	Entre. Cronometrado 1
91 Marc LOPEZ MUÑOZ	TACK KAWASAKI		162,0	7	Entre. Cronometrado 1
33 Niko MAKINEN	YAMAHA STRATOS		161,7	6	Entre. Cronometrado 1
17 Ricardo SASETA SOLER	MCS RACING BASOLI		160,9	11	Entre. Cronometrado 1
18 Lucas DE ULAGA DE LA SOTILLA	KAWASAKI PALMETO PL RACING	Sub	159,4	15	Entre. Cronometrado 1
39 Marcos A. SOLORZA PARADA	GV RACING		159,0	8	Entre. Cronometrado 1
41 Patxi LARREA PERURENA	MDR COSSACKS FLYGROUP		158,6	9	Entre. Cronometrado 1
64 Martin M. SOLORZA PARADA	GV RACING		158,6	11	Entre. Cronometrado 1
69 Florian DROUIN	DROUIN RACING TEAM		158,2	2	Entre. Cronometrado 1
43 Chris COTTON-RUSSELL	SUZUKI JEG RACING		156,0	9	Entre. Cronometrado 1
88 Sergii GRYGOROVYCH	MDR COSSACKS FLYGROUP		154,2	15	Entre. Cronometrado 1
75 Mika HOGLUND	YAMAHA STRATOS		150,8	5	Entre. Cronometrado 1
22 Jon PURROY PEREZ	CASTROMAROTO RACING		150,4	9	Entre. Cronometrado 1
81 Alexander SHEIN	BOXESMOTO		147,4	4	Entre. Cronometrado 1



CIRCUITO DE NAVARRA 3.933 m.


SuperStock/Open1000

CEV RFME Navarra 2017

Entre. Cronometrado 1

Secuencia de vueltas rápidas

Tiempo de sesión	Piloto	Equipo	Moto	Neumaticos	Tiempo	km/h	Vlt.
3:33.838	7 Maximilian C. SCHEIB KRUGER	DR7 SUPERCHARGER		PIRELLI Sub	1:40.317	141.1	2
5:13.201	7 Maximilian C. SCHEIB KRUGER	DR7 SUPERCHARGER		PIRELLI Sub	1:39.363	142.5	3
8:36.276	7 Maximilian C. SCHEIB KRUGER	DR7 SUPERCHARGER		PIRELLI Sub	1:39.323	142.6	5
17:23.584	7 Maximilian C. SCHEIB KRUGER	DR7 SUPERCHARGER		PIRELLI Sub	1:38.622	143.6	8




SuperStock/Open1000

CEV RFME Navarra 2017

Entre. Cronometrado 1

Vuelta a vuelta

Vlt.	Tiempo	Sector 1	Sector 2	Sector 3	Km/h	T. Sesión	Vlt.	Tiempo	Sector 1	Sector 2	Sector 3	Km/h	T. Sesión	
3	Fabrizio PEROTTI						ITA	6	1:53.627	35.609	38.384	39.634	124.6	14:31.965
	TEAM SPEED RACING							7	1:51.708	26.898	45.005	39.805	126.7	16:23.673
1	3:20.582	2:01.536	39.549	39.497	70.6	3:20.582	8	1:42.917	26.530	37.522	38.865	137.6	18:06.590	
2	1:42.157	25.868	36.917	39.372	138.6	5:02.739	9	4:25.846 B	26.809	38.069	3:20.968	53.3	22:32.436	
3	1:41.283	25.785	36.877	38.621	139.8	6:44.022	10	2:15.123	38.908	55.646	40.569	104.8	24:47.559	
4	2:01.011	25.884	47.114	48.013	117.0	8:45.033	11	1:49.853	26.214	37.278	46.361	128.9	26:37.412	
5	1:44.195	26.017	38.986	39.192	135.9	10:29.228	12	1:41.890	26.014	37.013	38.863	139.0	28:19.302	
6	4:11.711 B	25.777	37.408	3:08.526	56.3	14:40.939	13	1:42.781	26.004	37.691	39.086	137.8	30:02.083	
7	1:51.192	34.122	38.063	39.007	127.3	16:32.131								
8	1:41.084	25.836	36.794	38.454	140.1	18:13.215								
9	1:41.494	26.020	36.916	38.558	139.5	19:54.709								
10	1:54.831	34.342	41.548	38.941	123.3	21:49.540								
11	1:42.422	26.236	37.364	38.822	138.2	23:31.962								
12	1:47.714	30.028	37.613	40.073	131.4	25:19.676								
13	1:42.676	26.095	37.556	39.025	137.9	27:02.352								
14	1:41.990	26.052	37.377	38.561	138.8	28:44.342								
15	1:42.962	26.516	37.378	39.068	137.5	30:27.304								
4	Vicente I. KRUGER GARCIA						CHI							
	GRAPHBIKES EASYRACE SBK TEAM													
1	5.885 B				405.9	5.885								
2	1:50.766	32.177	38.779	39.810	127.8	1:56.651								
3	1:43.927	26.581	37.979	39.367	136.2	3:40.578								
4	1:43.283	26.544	37.524	39.215	137.1	5:23.861								
5	1:52.592	26.216	44.697	41.679	125.8	7:16.453								
6	1:42.541	26.272	37.347	38.922	138.1	8:58.994								
7	9:16.245 B	26.427	43.702	8:06.116	25.5	18:15.239								
8	1:51.256	33.510	38.210	39.536	127.3	20:06.495								
9	1:42.827	26.205	37.515	39.107	137.7	21:49.322								
10	1:42.428	26.081	37.379	38.968	138.2	23:31.750								
11	1:47.832	25.838	37.219	44.775	131.3	25:19.582								
17	Ricardo SASETA SOLER						ESP							
	MCS RACING BASOLI													
1	3:04.105	1:41.072	41.598	41.435	76.9	3:04.105								
2	1:46.838	27.581	38.799	40.458	132.5	4:50.943								
3	1:44.649	27.005	38.274	39.370	135.3	6:35.592								
4	1:44.279	27.083	37.965	39.231	135.8	8:19.871								
5	4:01.557 B	28.476	39.245	2:53.836	58.6	12:21.428								
6	2:02.517	40.147	42.332	40.038	115.6	14:23.945								
7	1:43.833	26.568	38.142	39.123	136.4	16:07.778								
8	1:43.364	26.701	37.794	38.869	137.0	17:51.142								
9	1:43.433	26.610	37.426	39.397	136.9	19:34.575								
10	1:42.850	26.596	37.500	38.754	137.7	21:17.425								
11	1:42.717	26.482	37.460	38.775	137.8	23:00.142								
12	1:43.200	26.875	37.397	38.928	137.2	24:43.342								
13	1:42.612	26.467	37.403	38.742	138.0	26:25.954								
18	Lucas DE ULACIA DE LA SOTILLA						ESP							
	KAWASAKI PALMETO PL RACING													
1	2:48.027	1:26.914	39.837	41.276	84.3	2:48.027								
2	1:49.013	28.062	39.200	41.751	129.9	4:37.040								
3	1:46.873	27.768	38.817	40.288	132.5	6:23.913								
4	1:45.577	27.116	38.461	40.000	134.1	8:09.490								
5	1:44.956	27.036	38.042	39.878	134.9	9:54.446								
6	1:45.044	27.132	38.003	39.909	134.8	11:39.490								
7	5:24.505 B	27.101	38.485	4:18.919	43.6	17:03.995								
8	2:00.612	41.642	38.847	40.123	117.4	19:04.607								
9	1:44.983	26.908	38.373	39.702	134.9	20:49.590								
10	1:44.509	26.932	38.113	39.464	135.5	22:34.099								
11	1:44.238	26.728	37.906	39.604	135.8	24:18.337								
12	1:44.556	26.875	38.096	39.585	135.4	26:02.893								
13	1:44.525	26.821	38.127	39.577	135.5	27:47.418								
14	1:44.603	26.856	38.143	39.604	135.4	29:32.021								
15	1:44.761	26.888	38.050	39.823	135.2	31:16.782								
6	Eeki KUPARINEN						FIN							
	MOTOMARKET RACING													
1	3:15.616	1:56.566	39.380	39.670	72.4	3:15.616								
2	1:44.848	26.874	38.454	39.520	135.0	5:00.464								
3	1:43.890	26.699	37.884	39.307	136.3	6:44.354								
4	1:42.525	26.107	37.505	38.913	138.1	8:26.879								
5	4:11.459 B	26.464	43.511	3:01.484	56.3	12:38.338								




SuperStock/Open1000

CEV RFME Navarra 2017

Entre. Cronometrado 1

Vuelta a vuelta

Vlt.	Tiempo	Sector 1	Sector 2	Sector 3	Km/h	T. Sesión	Vlt.	Tiempo	Sector 1	Sector 2	Sector 3	Km/h	T. Sesión
19 Ivan SILVA ALBEROLA ESP KAWASAKI PALMETO PL RACING							9 1:54.888 34.061 42.723 38.104 123.2 23:00.323						
1	3:13.740	1:50.206	43.802	39.732	73.1	3:13.740	10	2:20.676	26.417	58.858	55.401	100.6	25:20.999
2	1:49.676	26.902	41.068	41.706	129.1	5:03.416	11	1:39.988	25.347	36.750	37.891	141.6	27:00.987
3	1:42.132	26.107	37.296	38.729	138.6	6:45.548	12	1:39.292	25.260	36.084	37.948	142.6	28:40.279
4	1:42.104	25.993	37.397	38.714	138.7	8:27.652	13	1:39.715	25.279	36.537	37.899	142.0	30:19.994
5	1:54.777	26.115	44.650	44.012	123.4	10:22.429	32 Guillermo LLANO PARDO ESP GRAPHBIKES EASYRACE SBK TEAM						
6	4:49.741 B	26.739	39.016	3:43.986	48.9	15:12.170	1	2:38.673	1:14.346	41.641	42.686	89.2	2:38.673
7	2:19.303	48.362	45.615	45.326	101.6	17:31.473	2	1:47.009	28.117	38.750	40.142	132.3	4:25.682
8	1:41.837	26.089	37.275	38.473	139.0	19:13.310	3	1:45.159	27.173	38.109	39.877	134.6	6:10.841
9	1:41.919	26.153	37.068	38.698	138.9	20:55.229	4	1:10.533 B	26.796	43.266	...	21.1	17:21.374
10	1:51.805	34.837	38.678	38.290	126.6	22:47.034	5	2:02.586	41.289	41.134	40.163	115.5	19:23.960
11	1:50.942	28.943	43.124	38.875	127.6	24:37.976	6	1:42.986	26.576	37.356	39.054	137.5	21:06.946
12	2:15.389	25.879	49.599	59.911	104.6	26:53.365	7	1:43.375	26.084	37.495	39.796	137.0	22:50.321
13	1:49.724	32.112	38.762	38.850	129.0	28:43.089	8	1:43.146	26.563	37.367	39.216	137.3	24:33.467
14	1:41.645	25.995	36.937	38.713	139.3	30:24.734	9	1:44.302	26.361	38.242	39.699	135.7	26:17.769
22 Jon PURROY PEREZ ESP CASTROMAROTO RACING							10	1:42.945	26.407	37.459	39.079	137.5	28:00.714
1	2:12.554	51.464	39.907	41.183	106.8	2:12.554	33 Niko MAKINEN FIN YAMAHA STRATOS						
2	1:46.981	27.652	38.681	40.648	132.3	3:59.535	1	2:31.205	1:11.012	39.735	40.458	93.6	2:31.205
3	7:18.013 B	27.281	1:21.698	5:29.034	32.3	11:17.548	2	1:46.392	27.213	38.030	41.149	133.1	4:17.597
4	2:45.586 B	39.677	40.356	1:25.553	85.5	14:03.134	3	5:59.343 B	29.032	38.190	4:52.121	39.4	10:16.940
5	7:30.176 B	34.047	39.018	6:17.111	31.5	21:33.310	4	1:51.428	34.058	38.032	39.338	127.1	12:08.368
6	2:07.118	45.582	40.176	41.360	111.4	23:40.428	5	1:43.307	26.838	37.548	38.921	137.1	13:51.675
7	1:46.578	27.930	38.630	40.018	132.8	25:27.006	6	1:42.756	26.530	37.376	38.850	137.8	15:34.431
8	1:46.047	26.984	39.239	39.824	133.5	27:13.053	7	1:43.074	26.589	37.605	38.880	137.4	17:17.505
9	1:44.709	27.007	38.119	39.583	135.2	28:57.762	8	5:48.775 B	26.535	37.573	4:44.667	40.6	23:06.280
10	1:44.481	26.807	38.066	39.608	135.5	30:42.243	9	1:53.054	35.497	38.425	39.132	125.2	24:59.334
23 Christophe PONSSON FRA TEAM MRS-YAMAHA							10	1:43.355	26.593	37.791	38.971	137.0	26:42.689
1	1:54.335	36.879	38.274	39.182	123.8	1:54.335	11	1:42.943	26.458	37.561	38.924	137.5	28:25.632
2	1:41.226	25.874	36.784	38.568	139.9	3:35.561	12	1:43.213	26.638	37.581	38.994	137.2	30:08.845
3	1:41.390	26.040	36.685	38.665	139.6	5:16.951	34 Xavier PINSACH CABAÑAS ESP SPEED RACING BY ETG						
4	1:41.225	25.891	36.732	38.602	139.9	6:58.176	1	2:44.265	1:25.087	39.480	39.698	86.2	2:44.265
5	1:41.087	25.943	36.687	38.457	140.1	8:39.263	2	1:43.513	26.497	37.969	39.047	136.8	4:27.778
6	1:43.002	26.528	37.716	38.758	137.5	10:22.265	3	1:43.214	26.415	37.714	39.085	137.2	6:10.992
7	7:41.541 B	26.760	41.746	6:33.035	30.7	18:03.806	4	1:48.861	28.261	39.374	41.226	130.1	7:59.853
8	2:00.779	40.180	41.417	39.182	117.2	20:04.585	5	1:42.563	26.272	37.566	38.725	138.0	9:42.416
9	1:40.957	25.874	36.512	38.571	140.2	21:45.542	6	6:34.361 B	27.534	38.602	5:28.225	35.9	16:16.777
10	1:40.849	26.007	36.422	38.420	140.4	23:26.391	7	1:57.814	37.915	40.864	39.035	120.2	18:14.591
11	1:40.381	25.822	36.305	38.254	141.1	25:06.772	8	1:41.979	25.964	37.244	38.771	138.8	19:56.570
12	1:56.162	25.781	46.565	43.816	121.9	27:02.934	9	1:41.898	26.026	37.304	38.568	139.0	21:38.468
31 Carmelo MORALES GOMEZ ESP GRAPHBIKES EASYRACE SBK TEAM							10	1:55.173	37.931	37.639	39.603	122.9	23:33.641
1	1:56.844	40.157	37.534	39.153	121.2	1:56.844	11	1:41.558	25.808	37.119	38.631	139.4	25:15.199
2	1:41.469	26.216	37.114	38.139	139.5	3:38.313	12	1:41.733	26.003	37.093	38.637	139.2	26:56.932
3	1:39.820	25.436	36.445	37.939	141.8	5:18.133	13	1:46.751	30.141	37.595	39.015	132.6	28:43.683
4	1:41.210	25.281	37.457	38.472	139.9	6:59.343	14	1:41.792	25.969	37.234	38.589	139.1	30:25.475
5	1:40.023	25.468	36.535	38.020	141.6	8:39.366	36 Jose M. VERGARA CIENFUEGOS DEN VERGARA COMPETICIÓN/MOTOBOX						
6	1:42.535	26.095	37.769	38.671	138.1	10:21.901	1	2:55.724	1:32.749	41.473	41.502	80.6	2:55.724
7	1:53.705	27.649	47.837	38.219	124.5	12:15.606	2	1:49.136	28.561	39.832	40.743	129.7	4:44.860
8	8:49.829 B	28.301	53.343	7:28.185	26.7	21:05.435	3	1:46.928	27.474	39.267	40.187	132.4	6:31.788



SuperStock/Open1000

CEV RFME Navarra 2017

Entre. Cronometrado 1

Vuelta a vuelta

CIRCUITO DE NAVARRA 3.933 m.

Mejor Personal Mejor de la sesión B Cruzando la línea de meta por el pit lane.

Vlt.	Tiempo	Sector 1	Sector 2	Sector 3	Km/h	T. Sesión	Vlt.	Tiempo	Sector 1	Sector 2	Sector 3	Km/h	T. Sesión
4	1:45.509	27.298	38.593	39.618	134.2	8:17.297	5	1:49.509	32.786	37.639	39.084	129.3	16:21.189
5	1:44.669	27.078	38.153	39.438	135.3	10:01.966	6	1:42.081	25.996	37.283	38.802	138.7	18:03.270
6	9:32.419B	29.974	38.587	8:23.858	24.7	19:34.385	7	1:41.736	26.095	37.098	38.543	139.2	19:45.006
7	2:03.339	43.386	39.525	40.428	114.8	21:37.724	8	1:42.320	26.316	37.216	38.788	138.4	21:27.326
8	1:45.973	27.528	38.690	39.755	133.6	23:23.697	9	1:41.997	26.057	37.174	38.766	138.8	23:09.323
9	1:44.666	27.418	37.957	39.291	135.3	25:08.363	10	1:54.924	33.254	39.391	42.279	123.2	25:04.247
10	1:43.774	26.932	37.645	39.197	136.4	26:52.137	11	1:44.211	26.944	37.693	39.574	135.9	26:48.458
							12	1:42.145	26.106	37.442	38.597	138.6	28:30.603
							13	1:42.050	26.096	37.308	38.646	138.7	30:12.653

39 Marcos A. SOLORZA PARADA ARG						
GV RACING						
1	3:08.976	1:35.879	50.120	42.977	74.9	3:08.976
2	1:44.593	26.958	38.108	39.527	135.4	4:53.569
3	1:53.275	30.814	43.409	39.052	125.0	6:46.844
4	1:42.178	26.137	37.291	38.750	138.6	8:29.022
5	8:51.391B	26.012	39.409	7:45.970	26.6	17:20.413
6	2:02.893	41.622	41.106	40.165	115.2	19:23.306
7	1:42.726	26.459	37.553	38.714	137.8	21:06.032
8	1:47.551	25.979	37.077	44.495	131.6	22:53.583
9	1:42.551	26.203	37.229	39.119	138.1	24:36.134

41 Patxi LARREA PERURENA ESP						
MDR COSSACKS FLYGROUP						
1	2:28.054	1:06.884	40.131	41.039	95.6	2:28.054
2	1:46.039	27.187	38.623	40.229	133.5	4:14.093
3	1:44.527	26.827	37.970	39.730	135.5	5:58.620
4	1:44.386	26.667	38.069	39.650	135.6	7:43.006
5	4:40.496B	28.316	38.967	3:33.213	50.5	12:23.502
6	1:58.150	36.290	39.367	42.493	119.8	14:21.652
7	1:45.918	26.665	38.977	40.276	133.7	16:07.570
8	1:50.667	26.703	38.311	45.653	127.9	17:58.237
9	1:44.906	26.847	37.871	40.188	135.0	19:43.143

43 Chris COTTON-RUSSELL CAN						
SUZUKI JEG RACING						
1	2:32.825	1:13.153	39.519	40.153	92.6	2:32.825
2	1:45.781	27.513	38.647	39.621	133.9	4:18.606
3	1:45.463	27.015	38.346	40.102	134.3	6:04.069
4	1:45.352	27.357	38.131	39.864	134.4	7:49.421
5	1:44.818	27.369	38.063	39.386	135.1	9:34.239
6	1:44.835	27.254	38.170	39.411	135.1	11:19.074
7	5:18.062B	27.576	39.050	4:11.436	44.5	16:37.136
8	1:57.562	38.920	38.978	39.664	120.4	18:34.698
9	1:44.832	27.311	38.081	39.440	135.1	20:19.530
10	1:45.216	27.023	37.763	40.430	134.6	22:04.746
11	1:44.086	27.141	37.912	39.033	136.0	23:48.832
12	1:44.325	27.063	37.843	39.419	135.7	25:33.157
13	1:44.904	27.174	38.337	39.393	135.0	27:18.061
14	1:44.961	27.106	38.383	39.472	134.9	29:03.022
15	1:45.243	27.318	38.380	39.545	134.5	30:48.265


46 Pierre TEXIER FRA						
TEX RACING						
1	3:40.458	2:22.645	38.365	39.448	64.2	3:40.458
2	1:44.003	26.879	37.820	39.304	136.1	5:24.461
3	1:42.505	26.269	37.412	38.824	138.1	7:06.966
4	7:24.714B	27.268	38.056	6:19.390	31.8	14:31.680

47 Angel RODRIGUEZ CAMPILLO ESP						
YAMAHA STRATOS						
1	3:12.187	1:49.426	43.940	38.821	73.7	3:12.187
2	1:40.718	25.602	36.451	38.665	140.6	4:52.905
3	1:40.665	25.820	36.447	38.398	140.7	6:33.570
4	1:41.013	25.952	36.945	38.116	140.2	8:14.583
5	5:40.993B	35.538	49.873	4:15.582	41.5	13:55.576
6	1:49.741	33.116	38.135	38.490	129.0	15:45.317
7	1:45.537	25.651	36.384	43.502	134.2	17:30.854
8	1:40.793	25.867	36.571	38.355	140.5	19:11.647
9	5:06.666B	35.582	46.784	3:44.300	46.2	24:18.313
10	2:02.685	39.931	42.927	39.827	115.4	26:20.998
11	1:39.769	25.722	36.229	37.818	141.9	28:00.767

52 Juan Manuel SOLORZA PARADA ARG						
GV RACING						
1	4:49.651	3:22.846	44.435	42.370	48.9	4:49.651
2	1:43.713	26.368	38.167	39.178	136.5	6:33.364
3	1:42.624	26.349	37.473	38.802	138.0	8:15.988
4	1:41.855	25.985	37.206	38.664	139.0	9:57.843
5	1:41.599	26.024	36.792	38.783	139.4	11:39.442
6	5:45.071B	27.874	40.231	4:36.966	41.0	17:24.513
7	1:58.639	37.062	41.142	40.435	119.3	19:23.152
8	1:42.481	26.363	37.429	38.689	138.2	21:05.633
9	1:41.036	25.778	36.827	38.431	140.1	22:46.669
10	1:50.575	28.861	42.357	39.357	128.0	24:37.244

54 Kev COGLAN GBR						
JEG RACING						
1	1:57.552	38.286	38.924	40.342	120.4	1:57.552
2	1:43.684	26.675	37.664	39.345	136.6	3:41.236
3	1:44.541	27.219	37.889	39.433	135.4	5:25.777
4	1:42.236	26.238	37.279	38.719	138.5	7:08.013
5	1:42.711	26.351	37.594	38.766	137.9	8:50.724
6	6:52.845B	26.230	38.053	5:48.562	34.3	15:43.569
7	2:01.659	36.986	44.431	40.242	116.4	17:45.228
8	1:42.511	26.298	37.542	38.671	138.1	19:27.739
9	1:41.800	26.187	37.100	38.513	139.1	21:09.539
10	2:01.326	28.290	48.097	44.939	116.7	23:10.865
11	1:42.392	26.643	37.057	38.692	138.3	24:53.257
12	2:10.296	30.219	48.238	51.839	108.7	27:03.553
13	1:41.917	26.169	37.264	38.484	138.9	28:45.470
14	1:41.912	26.155	37.188	38.569	138.9	30:27.382

55 Alejandro MEDINA MAYO ESP						
CARDS SCHOOL RACING						
1	3:40.458	2:22.645	38.365	39.448	64.2	3:40.458
2	1:44.003	26.879	37.820	39.304	136.1	5:24.461
3	1:42.505	26.269	37.412	38.824	138.1	7:06.966
4	7:24.714B	27.268	38.056	6:19.390	31.8	14:31.680



SuperStock/Open1000


CEV RFME Navarra 2017

Entre. Cronometrado 1

Vuelta a vuelta

Vlt.	Tiempo	Sector 1	Sector 2	Sector 3	Km/h	T. Sesión	Vlt.	Tiempo	Sector 1	Sector 2	Sector 3	Km/h	T. Sesión
1	2:51.304	1:31.697	39.149	40.458	82.7	2:51.304	7	1:47.916	27.649	39.962	40.305	131.2	26:51.602
64	Martin M. SOLORZA PARADA						79	Sebastian Leonel MARTINEZ					
	GV RACING							GV RACING					
1	3:21.287	1:58.941	42.763	39.583	70.3	3:21.287	1	3:10.451	1:37.154	42.137	51.160	74.3	3:10.451
2	1:43.744	26.313	38.133	39.298	136.5	5:05.031	2	1:45.444	26.972	38.661	39.811	134.3	4:55.895
3	1:42.187	26.394	37.137	38.656	138.6	6:47.218	3	1:44.577	26.759	38.230	39.588	135.4	6:40.472
4	1:42.022	26.221	37.225	38.576	138.8	8:29.240	4	1:57.052	34.943	39.875	42.234	121.0	8:37.524
5	1:46.250	26.569	37.980	41.701	133.3	10:15.490	5	6:49.037 B	26.971	54.702	5:27.364	34.6	15:26.561
6	7:14.610 B	26.356	39.436	6:08.818	32.6	17:30.100	6	3:16.506	1:01.751	1:02.041	1:12.714	72.1	18:43.067
7	2:01.702	38.481	43.392	39.829	116.3	19:31.802	7	1:43.270	26.574	37.605	39.091	137.1	20:26.337
8	1:42.078	26.301	37.133	38.644	138.7	21:13.880	8	1:42.394	26.078	37.229	39.087	138.3	22:08.731
9	1:42.603	26.582	37.121	38.900	138.0	22:56.483	9	3:38.631 B	36.317	46.552	2:15.762	64.8	25:47.362
10	1:42.294	26.159	37.412	38.723	138.4	24:38.777	10	2:29.244	38.924	1:02.649	47.671	94.9	28:16.606
69	Florian DROUIN						81	Alexander SHEIN					
	DROUIN RACING TEAM							BOXESMOTO					
1	2:16.841	54.931	40.077	41.833	103.5	2:16.841	1	10:33.003	9:06.196	44.052	42.755	22.4	10:33.003
2	1:51.888	31.853	39.645	40.390	126.5	4:08.729	2	1:53.443	30.035	41.073	42.335	124.8	12:26.446
3	1:48.057	28.312	38.911	40.834	131.0	5:56.786	3	1:52.852	29.165	41.421	42.266	125.5	14:19.298
4	1:55.793	33.924	41.525	40.344	122.3	7:52.579	4	1:51.812	28.596	40.913	42.303	126.6	16:11.110
5	1:47.032	27.584	39.154	40.294	132.3	9:39.611							
6	1:46.577	27.842	38.609	40.126	132.9	11:26.188	88	Sergii GRYGOROVYCH					
7	3:25.495 B	32.188	42.592	2:10.715	68.9	14:51.683		MDR COSSACKS FLYGROUP					
8	1:54.033	34.879	39.098	40.056	124.2	16:45.716	1	2:55.893	1:31.653	42.172	42.068	80.5	2:55.893
9	1:46.690	27.828	38.460	40.402	132.7	18:32.406	2	1:50.659	28.700	40.677	41.282	127.9	4:46.552
10	1:48.603	27.787	38.570	42.246	130.4	20:21.009	3	1:48.682	28.403	39.982	40.297	130.3	6:35.234
11	1:46.599	27.504	38.768	40.327	132.8	22:07.608	4	1:47.458	27.890	39.218	40.350	131.8	8:22.692
12	2:57.066 B	28.332	47.348	1:41.386	80.0	25:04.674	5	1:47.540	28.434	39.003	40.103	131.7	10:10.232
13	2:15.497	45.020	49.935	40.542	104.5	27:20.171	6	1:46.977	27.616	39.344	40.017	132.4	11:57.209
14	1:47.118	27.745	38.333	41.040	132.2	29:07.289	7	1:46.236	27.365	38.788	40.083	133.3	13:43.445
15	1:47.275	27.879	39.034	40.362	132.0	30:54.564	8	1:47.283	27.618	39.664	40.001	132.0	15:30.728
72	Chris LEESCH						9	3:21.763 B	27.124	49.052	2:05.587	70.2	18:52.491
	TEAM MRS						10	1:52.826	32.894	39.769	40.163	125.5	20:45.317
1	1:57.359	37.926	39.493	39.940	120.6	1:57.359	11	1:46.548	27.474	38.877	40.197	132.9	22:31.865
2	1:43.816	26.370	37.810	39.636	136.4	3:41.175	12	1:46.176	27.311	38.849	40.016	133.4	24:18.041
3	1:43.430	26.457	37.830	39.143	136.9	5:24.605	13	1:46.606	27.019	39.668	39.919	132.8	26:04.647
4	1:42.577	26.342	37.397	38.838	138.0	7:07.182	14	1:46.209	27.477	38.823	39.909	133.3	27:50.856
5	1:42.071	26.445	36.768	38.858	138.7	8:49.253	15	1:48.102	28.352	39.558	40.192	131.0	29:38.958
6	1:41.917	26.155	36.832	38.930	138.9	10:31.170	16	1:51.025	27.999	39.873	43.153	127.5	31:29.983
7	7:26.340 B	26.184	37.879	6:22.277	31.7	17:57.510	91	Marc LOPEZ MUÑOZ					
8	2:02.456	37.408	44.245	40.803	115.6	19:59.966		TACK KAWASAKI					
9	1:42.452	26.388	37.384	38.680	138.2	21:42.418	1	2:30.953	1:10.481	39.816	40.656	93.8	2:30.953
10	1:41.519	26.198	36.798	38.523	139.5	23:23.937	2	1:44.981	27.129	38.071	39.781	134.9	4:15.934
11	1:42.472	26.533	36.832	39.107	138.2	25:06.409	3	1:44.419	26.782	38.008	39.629	135.6	6:00.353
12	1:44.000	26.260	37.594	40.146	136.1	26:50.409	4	6:24.941 B	27.161	38.762	5:19.018	36.8	12:25.294
75	Mika HOGLUND						5	2:01.535	42.559	38.748	40.228	116.5	14:26.829
	YAMAHA STRATOS						6	1:43.975	26.705	37.626	39.644	136.2	16:10.804
1	7:01.063	5:38.209	41.352	41.502	33.6	7:01.063	7	1:43.853	26.599	37.774	39.480	136.3	17:54.657
2	10:24.375 B	28.725	39.991	9:15.659	22.7	17:25.438	8	1:43.752	26.567	37.679	39.506	136.5	19:38.409
3	2:08.348	47.348	40.439	40.561	110.3	19:33.786	9	2:06.575	35.815	50.951	39.809	111.9	21:44.984
4	1:47.917	28.529	39.208	40.180	131.2	21:21.703	10	1:43.816	26.756	37.761	39.299	136.4	23:28.800
5	1:48.058	27.727	39.636	40.695	131.0	23:09.761	11	1:43.375	26.480	37.437	39.458	137.0	25:12.175
6	1:53.925	28.017	45.105	40.803	124.3	25:03.686	12	1:59.193	39.375	39.814	40.004	118.8	27:11.368
							13	1:44.320	26.779	37.906	39.635	135.7	28:55.688

Mejor Personal Mejor de la sesión B Cruzando la línea de meta por el pit lane.



SuperStock/Open1000

CEV RFME Navarra 2017

Entre. Cronometrado 1

Vuelta a vuelta

Vlt.	Tiempo	Sector 1	Sector 2	Sector 3	Km/h	T. Sesión	Vlt.	Tiempo	Sector 1	Sector 2	Sector 3	Km/h	T. Sesión
14	1:56.297	26.703	49.275	40.319	121.7	30:51.985							

■ Mejor Personal ■ Mejor de la sesión B Cruzando la línea de meta por el pit lane.

96 Paco **MORALES AIBAR** ESP
ASOC. MOTOCICLISMO PACO MORALES

1	3:04.114	1:40.292	42.051	41.771	76.9	3:04.114
2	1:47.268	27.979	38.717	40.572	132.0	4:51.382
3	1:46.036	27.072	38.825	40.139	133.5	6:37.418
4	1:45.345	27.006	38.229	40.110	134.4	8:22.763
5	1:45.701	28.206	37.820	39.675	134.0	10:08.464
6	1:44.330	26.826	37.905	39.599	135.7	11:52.794
7	1:43.996	26.742	37.736	39.518	136.1	13:36.790
8	1:44.286	26.899	37.663	39.724	135.8	15:21.076
9	4:07.523 B	33.128	45.284	2:49.111	57.2	19:28.599
10	1:54.031	35.209	38.176	40.646	124.2	21:22.630
11	1:44.225	26.944	37.738	39.543	135.8	23:06.855
12	1:43.905	26.776	37.501	39.628	136.3	24:50.760
13	1:43.804	26.532	37.512	39.760	136.4	26:34.564
14	1:43.461	26.506	37.527	39.428	136.9	28:18.025

99 Pedro **RODRIGUEZ GONZALEZ** ESP
CASTROMAROTO RACING

1	2:15.988	49.705	45.953	40.330	104.1	2:15.988
2	1:43.985	27.136	37.541	39.308	136.2	3:59.973
3	1:50.852	26.976	42.414	41.462	127.7	5:50.825
4	1:42.950	26.634	37.236	39.080	137.5	7:33.775
5	10:17.921 B	27.044	38.059	9:12.818	22.9	17:51.696
6	1:54.751	34.335	41.227	39.189	123.4	19:46.447
7	1:42.288	26.561	37.129	38.598	138.4	21:28.735
8	1:41.536	26.075	36.832	38.629	139.4	23:10.271
9	1:43.873	27.696	37.413	38.764	136.3	24:54.144
10	1:54.954	26.246	37.069	51.639	123.2	26:49.098
11	1:51.557	26.074	37.059	48.424	126.9	28:40.655
12	1:40.856	25.895	36.586	38.375	140.4	30:21.511

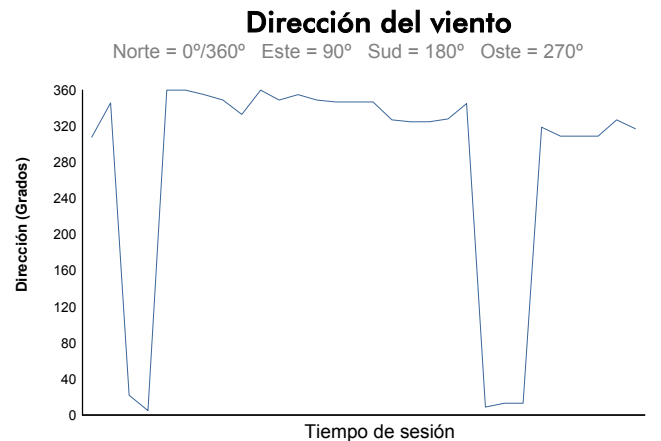
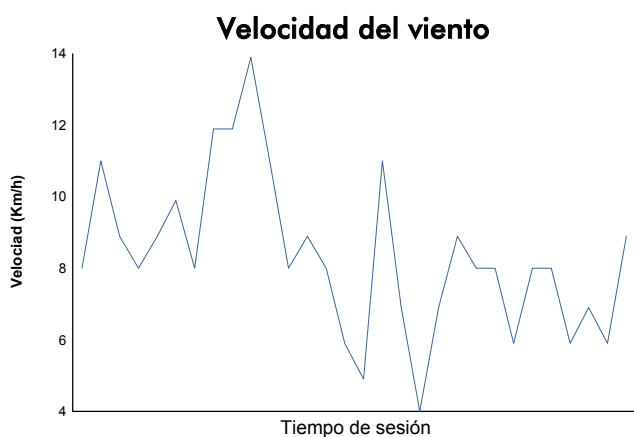
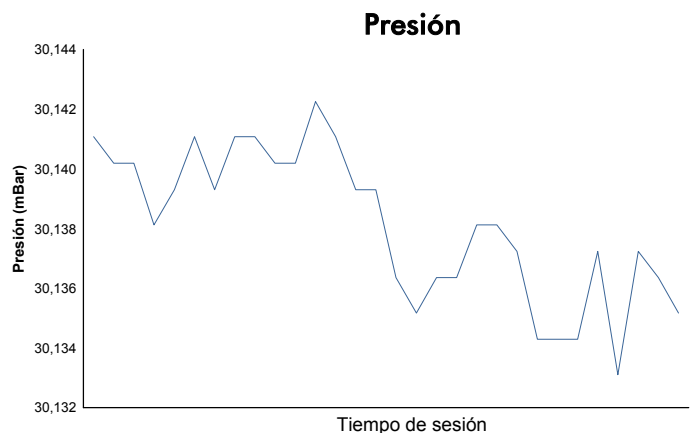
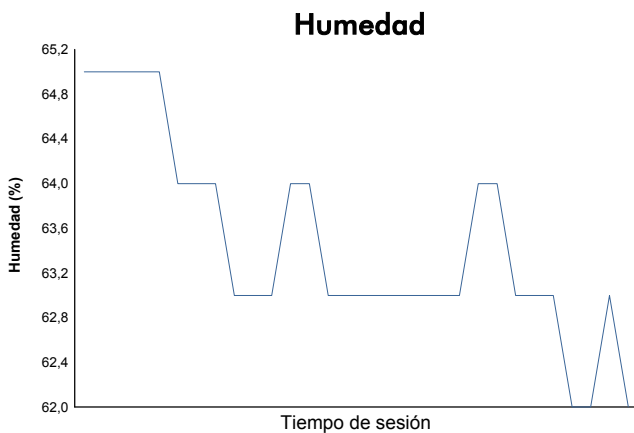
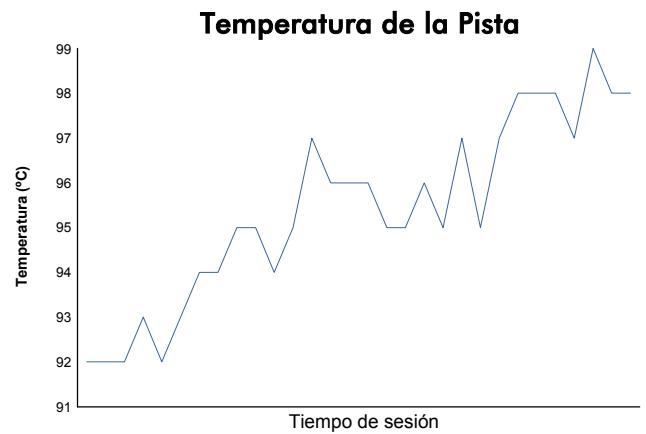
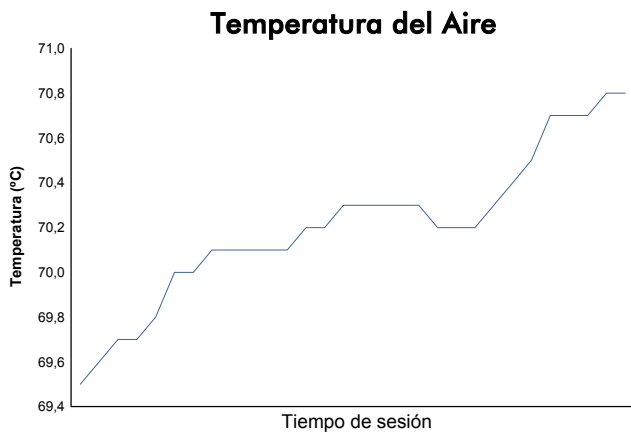


CEV RFME Navarra 2017

SuperStock/Open1000

Entre. Cronometrado 1

Informe meteorológico



Estado de la pista:

SECO