

Premoto 3

RFME Cto. España Velocidad Navarra 2017

Warm UP

Clasificación

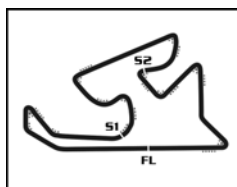
| Nº | Piloto | Nac | Equipo | Moto | Neumaticos | Tiempo | Vlt. | Total | Dif. | Km/h |
|----|---------------------------------|-----|----------------------------------|------------|------------|----------------|------|-------|---------|-------|
| 1 | 7 Barry BALTUS | BEL | AJO ACADEMY | BEON | DUNLOP | Premo 1:49.920 | 3 | 5 | - | 128.8 |
| 2 | 34 Pedro ACOSTA SANCHEZ | ESP | CUNA DE CAMPEONES | MIR RACING | DUNLOP | Premo 1:50.797 | 4 | 5 | +0.877 | 127.8 |
| 3 | 30 Lorenzo FELLON | FRA | AJO ACADEMY | BEON | DUNLOP | Premo 1:51.131 | 3 | 5 | +1.211 | 127.4 |
| 4 | 76 Julian GIRAL ROMERO | ESP | SCHOOL TEAM ESTRELLA GALICIA 0,0 | BEON | DUNLOP | Premo 1:51.194 | 5 | 5 | +1.274 | 127.3 |
| 5 | 35 Joshua BAUER | GER | SCHOOL TEAM ESTRELLA GALICIA 0,0 | BEON | DUNLOP | Premo 1:51.291 | 4 | 5 | +1.371 | 127.2 |
| 6 | 96 Daniel HOLSADO MIRALLES | ESP | SCHOOL TEAM ESTRELLA GALICIA 0,0 | BEON | DUNLOP | Premo 1:51.546 | 5 | 5 | +1.626 | 126.9 |
| 7 | 11 Alex ESCRIG RECHE | ESP | MRW-ASPAR TEAM | BEON | DUNLOP | Premo 1:51.567 | 5 | 5 | +1.647 | 126.9 |
| 8 | 46 David SALVADOR GOMEZ | ESP | CUNA DE CAMPEONES | MIR RACING | DUNLOP | Premo 1:51.582 | 2 | 3 | +1.662 | 126.9 |
| 9 | 99 Carlos TATAY VILA | ESP | MRW-ASPAR TEAM | BEON | DUNLOP | Premo 1:51.582 | 6 | 6 | +1.662 | 126.9 |
| 10 | 31 Adrian FERNANDEZ GONZALEZ | ESP | AJO ACADEMY | BEON | DUNLOP | Premo 1:51.816 | 5 | 5 | +1.896 | 126.6 |
| 11 | 66 Adrian HUERTAS DEL OLMO | ESP | CUNA DE CAMPEONES | MIR RACING | DUNLOP | Premo 1:52.079 | 5 | 5 | +2.159 | 126.3 |
| 12 | 57 Kenny KOSKINEN | FIN | H43 TEAM NOBBY | BEON | DUNLOP | Premo 1:52.428 | 6 | 6 | +2.508 | 125.9 |
| 13 | 27 Nicolas CZYBA | GER | BLUMAQ HMA RACING | BEON | DUNLOP | Premo 1:52.586 | 6 | 6 | +2.666 | 125.8 |
| 14 | 45 Clement ROUGE | FRA | TEAM C-RACER | MORIWAKI | DUNLOP | Premo 1:53.034 | 6 | 6 | +3.114 | 125.3 |
| 15 | 24 Raul PEREZ ORNEADO | ESP | JEREZ ANDALUCIA MOTOR TALENT | RC SPORT | DUNLOP | Premo 1:53.249 | 5 | 5 | +3.329 | 125.0 |
| 16 | 12 Borja GOMEZ RUS | ESP | BRIEFING COMPETICION | MIR RACING | DUNLOP | Premo 1:53.402 | 5 | 6 | +3.482 | 124.9 |
| 17 | 93 Tom BERÇOT | FRA | BLUMAQ HMA RACING | BEON | DUNLOP | Premo 1:53.507 | 6 | 6 | +3.587 | 124.7 |
| 18 | 18 Miguel MARTIN MARCO | ESP | IGAXTEAM | BEON | DUNLOP | Premo 1:54.861 | 4 | 5 | +4.941 | 123.3 |
| 19 | 22 Alejandro CARRION MARTINEZ | ESP | BRIEFING COMPETICIO | MORIWAKI | DUNLOP | Premo 1:54.948 | 5 | 5 | +5.028 | 123.2 |
| 20 | 58 Inigo IGLESIAS BRAVO | ESP | IMC TEAM | | DUNLOP | Premo 1:54.964 | 2 | 5 | +5.044 | 123.2 |
| 21 | 50 Ondrej VOSTATEK | CZE | ETG RACING | BEON | DUNLOP | Premo 1:56.334 | 5 | 5 | +6.414 | 121.7 |
| 22 | 14 Maria BELLOT BERNABE | ESP | GASSS-SCHOOL COMPETICION | BEON | DUNLOP | Premo 1:56.399 | 5 | 5 | +6.479 | 121.6 |
| 23 | 25 Luis M. VERDUGO DE LA TORRE | ESP | | | DUNLOP | Premo 1:56.460 | 5 | 5 | +6.540 | 121.6 |
| 24 | 23 Jordi RAPOSEIRAS BERENGUERAS | AND | | MIR RACING | DUNLOP | Premo 1:57.779 | 5 | 5 | +7.859 | 120.2 |
| 25 | 74 Piotr BIESIEKIRSKI | POL | EUVIC MOTOTEK | MORIWAKI | DUNLOP | Premo 1:58.630 | 2 | 4 | +8.710 | 119.4 |
| 26 | 51 Tristan WALCH | AUT | ALARXA RACING TEAM | RMU MOTO | DUNLOP | Premo 1:58.894 | 4 | 4 | +8.974 | 119.1 |
| 27 | 4 Kiko MARIA | POR | MOTOR LOVERS | BEON | DUNLOP | Premo 2:00.175 | 5 | 5 | +10.255 | 117.8 |
| 28 | 37 Mauro GONZALEZ ROJAS | ESP | GECI MOTORSPORT | EME | DUNLOP | Premo 2:00.380 | 4 | 4 | +10.460 | 117.6 |
| 29 | 53 Brian David HART | GBR | JEREZ ANDALUCIA MOTOR TALENT | RC SPORT | DUNLOP | Premo | | | | |

| | | | | |
|----------------------|--------|--------------|----------|-----------|
| Vuelta Rápida | Vlt. 3 | Barry BALTUS | 1:49.920 | 128.8 Kph |
|----------------------|--------|--------------|----------|-----------|

Hora de publicación:

Estado de la pista: **SECO**

| | |
|----------------------|----------------|
| Director de carrera: | Cronometrador: |
|----------------------|----------------|



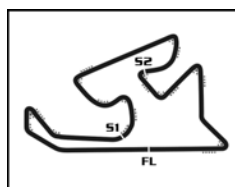
Premoto 3

RFME Cto. España Velocidad Navarra 2017

Warm UP

CIRCUITO DE NAVARRA 3.933 m. Mejores tiempos de sector

| SECTOR 1 | | | SECTOR 2 | | SECTOR 3 | | Pos | Piloto | Vuelta Ideal | Mejor Vuelta |
|----------|-----------------------------|--------|-----------------------------|--------|-----------------------------|--------|-----|-----------------------------|--------------|---------------|
| Pos | Piloto | Tiempo | Piloto | Tiempo | Piloto | Tiempo | | | | |
| 1 | 7 B.BALTUS | 28.725 | 7 B.BALTUS | 38.902 | 7 B.BALTUS | 42.166 | 1 | 7 B.BALTUS | 1:49.793 | 1:49.920 (1) |
| 2 | 34 P.ACOSTA SANCHEZ | 28.901 | 34 P.ACOSTA SANCHEZ | 39.178 | 46 D.SALVADOR GOMEZ | 42.414 | 2 | 34 P.ACOSTA SANCHEZ | 1:50.562 | 1:50.797 (2) |
| 3 | 30 L.FELLON | 28.958 | 99 C.TATAY VILA | 39.394 | 30 L.FELLON | 42.449 | 3 | 30 L.FELLON | 1:51.054 | 1:51.131 (3) |
| 4 | 31 A.FERNANDEZ GONZALEZ | 29.074 | 35 J.BAUER | 39.470 | 34 P.ACOSTA SANCHEZ | 42.483 | 4 | 35 J.BAUER | 1:51.094 | 1:51.291 (5) |
| 5 | 35 J.BAUER | 29.076 | 30 L.FELLON | 39.647 | 66 A.HUERTAS DEL OLMO | 42.488 | 5 | 99 C.TATAY VILA | 1:51.445 | 1:51.582 (9) |
| 6 | 96 D.HOLGADO MIRALLES | 29.096 | 46 D.SALVADOR GOMEZ | 39.680 | 35 J.BAUER | 42.548 | 6 | 11 A.ESCRIG RECHE | 1:51.464 | 1:51.567 (7) |
| 7 | 66 A.HUERTAS DEL OLMO | 29.098 | 11 A.ESCRIG RECHE | 39.685 | 11 A.ESCRIG RECHE | 42.680 | 7 | 46 D.SALVADOR GOMEZ | 1:51.498 | 1:51.582 (8) |
| 8 | 11 A.ESCRIG RECHE | 29.099 | 96 D.HOLGADO MIRALLES | 39.738 | 96 D.HOLGADO MIRALLES | 42.712 | 8 | 66 A.HUERTAS DEL OLMO | 1:51.542 | 1:52.079 (11) |
| 9 | 99 C.TATAY VILA | 29.328 | 57 K.KOSKINEN | 39.797 | 99 C.TATAY VILA | 42.723 | 9 | 96 D.HOLGADO MIRALLES | 1:51.546 | 1:51.546 (6) |
| 10 | 12 B.GOMEZ RUS | 29.352 | 31 A.FERNANDEZ GONZALEZ | 39.826 | 31 A.FERNANDEZ GONZALEZ | 42.733 | 10 | 31 A.FERNANDEZ GONZALEZ | 1:51.633 | 1:51.816 (10) |
| 11 | 57 K.KOSKINEN | 29.392 | 27 N.CZYBA | 39.886 | 27 N.CZYBA | 42.853 | 11 | 27 N.CZYBA | 1:52.170 | 1:52.586 (13) |
| 12 | 46 D.SALVADOR GOMEZ | 29.404 | 66 A.HUERTAS DEL OLMO | 39.956 | 45 C.ROUGE | 43.047 | 12 | 57 K.KOSKINEN | 1:52.341 | 1:52.428 (12) |
| 13 | 27 N.CZYBA | 29.431 | 45 C.ROUGE | 40.157 | 24 R.PEREZ ORNEDO | 43.111 | 13 | 45 C.ROUGE | 1:52.721 | 1:53.034 (14) |
| 14 | 45 C.ROUGE | 29.517 | 12 B.GOMEZ RUS | 40.164 | 57 K.KOSKINEN | 43.152 | 14 | 12 B.GOMEZ RUS | 1:52.830 | 1:53.402 (16) |
| 15 | 24 R.PEREZ ORNEDO | 29.828 | 93 T.BERÇOT | 40.178 | 12 B.GOMEZ RUS | 43.314 | 15 | 24 R.PEREZ ORNEDO | 1:53.241 | 1:53.249 (15) |
| 16 | 58 I.IGLESIAS BRAVO | 29.886 | 24 R.PEREZ ORNEDO | 40.302 | 93 T.BERÇOT | 43.415 | 16 | 93 T.BERÇOT | 1:53.493 | 1:53.507 (17) |
| 17 | 93 T.BERÇOT | 29.900 | 18 M.MARTIN MARCO | 40.642 | 22 A.CARRION MARTINEZ | 43.643 | 17 | 58 I.IGLESIAS BRAVO | 1:54.411 | 1:54.964 (20) |
| 18 | 18 M.MARTIN MARCO | 30.156 | 58 I.IGLESIAS BRAVO | 40.751 | 58 I.IGLESIAS BRAVO | 43.774 | 18 | 18 M.MARTIN MARCO | 1:54.756 | 1:54.861 (18) |
| 19 | 22 A.CARRION MARTINEZ | 30.228 | 22 A.CARRION MARTINEZ | 40.930 | 18 M.MARTIN MARCO | 43.958 | 19 | 22 A.CARRION MARTINEZ | 1:54.801 | 1:54.948 (19) |
| 20 | 14 M.BELLOT BERNABE | 30.364 | 50 O.VOSTATEK | 41.139 | 50 O.VOSTATEK | 44.361 | 20 | 50 O.VOSTATEK | 1:56.119 | 1:56.334 (21) |
| 21 | 23 J.RAPOSEIRAS BERENGUERAS | 30.560 | 25 L.VERDUGO DE LA TORRE | 41.194 | 14 M.BELLOT BERNABE | 44.364 | 21 | 14 M.BELLOT BERNABE | 1:56.180 | 1:56.399 (22) |
| 22 | 50 O.VOSTATEK | 30.619 | 14 M.BELLOT BERNABE | 41.452 | 25 L.VERDUGO DE LA TORRE | 44.404 | 22 | 25 L.VERDUGO DE LA TORRE | 1:56.460 | 1:56.460 (23) |
| 23 | 25 L.VERDUGO DE LA TORRE | 30.862 | 74 P.BIESIEKIRSKI | 41.630 | 23 J.RAPOSEIRAS BERENGUERAS | 44.509 | 23 | 23 J.RAPOSEIRAS BERENGUERAS | 1:57.262 | 1:57.779 (24) |
| 24 | 4 K.MARIA | 31.609 | 51 T.WALCH | 41.936 | 74 P.BIESIEKIRSKI | 44.759 | 24 | 74 P.BIESIEKIRSKI | 1:58.264 | 1:58.630 (25) |
| 25 | 51 T.WALCH | 31.667 | 23 J.RAPOSEIRAS BERENGUERAS | 42.193 | 51 T.WALCH | 45.291 | 25 | 51 T.WALCH | 1:58.894 | 1:58.894 (26) |
| 26 | 37 M.GONZALEZ ROJAS | 31.758 | 4 K.MARIA | 42.831 | 37 M.GONZALEZ ROJAS | 45.429 | 26 | 4 K.MARIA | 2:00.175 | 2:00.175 (27) |
| 27 | 74 P.BIESIEKIRSKI | 31.875 | 37 M.GONZALEZ ROJAS | 43.193 | 4 K.MARIA | 45.735 | 27 | 37 M.GONZALEZ ROJAS | 2:00.380 | 2:00.380 (28) |



CIRCUITO DE NAVARRA 3.933 m.

Premoto 3

RFME Cto. España Velocidad Navarra 2017

Después de Warm UP

Velocidad máxima del evento

| Piloto | Equipo | Moto | V. Max | Vlt. | Sesión |
|--------------------------------|----------------------------------|------------|----------|--------------|--------------------------|
| 66 Adrian HUERTAS DEL OLMO | CUNA DE CAMPEONES | MIR RACING | Premoto3 | 206.5 | 3 Entre. Cronometrado 1 |
| 30 Lorenzo FELLON | AJO ACADEMY | BEON | Premoto3 | 204.5 | 5 Entre. Cronometrado 1 |
| 96 Daniel HOLSADO MIRALLES | SCHOOL TEAM ESTRELLA GALICIA 0,0 | BEON | Premoto3 | 204.2 | 8 Entre. Cronometrado 2 |
| 7 Barry BALTUS | AJO ACADEMY | BEON | Premoto3 | 203.8 | 3 Entre. Cronometrado 1 |
| 34 Pedro ACOSTA SANCHEZ | CUNA DE CAMPEONES | MIR RACING | Premoto3 | 203.4 | 8 Entre. Cronometrado 2 |
| 58 Iñigo IGLESIAS BRAVO | IMC TEAM | BEON | Premoto3 | 203.0 | 3 Entre. Cronometrado 1 |
| 11 Alex ESCRIB RECHE | MRW-ASPAR TEAM | BEON | Premoto3 | 202.2 | 5 Entre. Cronometrado 1 |
| 12 Borja GOMEZ RUS | BRIEFING COMPETICION | MIR RACING | Premoto3 | 202.2 | 7 Entre. Cronometrado 2 |
| 22 Alejandro CARRION MARTINEZ | BRIEFING COMPETICIO | MORIWAKI | Premoto3 | 201.5 | 13 Entre. Cronometrado 1 |
| 35 Joshua BAUER | SCHOOL TEAM ESTRELLA GALICIA 0,0 | BEON | Premoto3 | 201.5 | 3 Entre. Cronometrado 1 |
| 46 David SALVADOR GOMEZ | CUNA DE CAMPEONES | MIR RACING | Premoto3 | 201.5 | 14 Entre. Cronometrado 1 |
| 76 Julian GIRAL ROMERO | SCHOOL TEAM ESTRELLA GALICIA 0,0 | BEON | Premoto3 | 201.1 | 14 Entre. Cronometrado 1 |
| 31 Adrian FERNANDEZ GONZALEZ | AJO ACADEMY | BEON | Premoto3 | 200.7 | 4 Entre. Cronometrado 2 |
| 45 Clement ROUGE | TEAM C-RACER | MORIWAKI | Premoto3 | 200.4 | 15 Entre. Cronometrado 2 |
| 14 Maria BELLOT BERNADE | GASSS-SCHOOL COMPETICION | BEON | Premoto3 | 199.6 | 12 Entre. Cronometrado 1 |
| 57 Kenny KOSKINEN | H43 TEAM NOBBY | BEON | Premoto3 | 199.3 | 4 Entre. Cronometrado 1 |
| 93 Tom BERÇOT | BLUMAQ HMA RACING | BEON | Premoto3 | 198.9 | 2 Entre. Cronometrado 2 |
| 23 Jordi RAPOSERAS BERENGUERAS | | MIR RACING | Premoto3 | 197.4 | 13 Entre. Cronometrado 1 |
| 27 Nicolas CZYBA | BLUMAQ HMA RACING | BEON | Premoto3 | 196.7 | 5 Entre. Cronometrado 1 |
| 99 Carlos TATAY VILA | MRW-ASPAR TEAM | BEON | Premoto3 | 196.0 | 15 Entre. Cronometrado 2 |
| 24 Raul PEREZ ORNEDO | JEREZ ANDALUCIA MOTOR TALENT | RC SPORT | Premoto3 | 195.3 | 5 Entre. Cronometrado 2 |
| 4 Kiko MARIA | MOTOR LOVERS | BEON | Premoto3 | 195.3 | 4 Entre. Cronometrado 1 |
| 53 Brian David HART | JEREZ ANDALUCIA MOTOR TALENT | RC SPORT | Premoto3 | 193.5 | 4 Entre. Cronometrado 2 |
| 18 Miguel MARTIN MARCO | IGAXTEAM | BEON | Premoto3 | 193.2 | 3 Entre. Cronometrado 1 |
| 37 Mauro GONZALEZ ROJAS | GECE MOTORSPORT | EME | Premoto3 | 193.2 | 9 Entre. Cronometrado 2 |
| 50 Ondrej VOSTATEK | ETG RACING | BEON | Premoto3 | 190.8 | 12 Entre. Cronometrado 1 |
| 25 Luis M. VERDUGO DE LA TORRE | | | Premoto3 | 190.1 | 14 Entre. Cronometrado 2 |
| 74 Piotr BIESIEKIRSKI | EUVIC MOTOTEK | MORIWAKI | Premoto3 | 187.2 | 11 Entre. Cronometrado 1 |
| 51 Tristan WALCH | ALARXA RACING TEAM | RMU MOTO | Premoto3 | 186.2 | 3 Entre. Cronometrado 1 |



CIRCUITO DE NAVARRA 3.933 m.


Premoto 3

RFME Cto. España Velocidad Navarra 2017

Warm UP

Secuencia de vueltas rápidas

| Tiempo de sesión | Piloto | Equipo | Moto | Neumaticos | Tiempo | km/h | Vlt. |
|------------------|----------------------------|-------------------|------------|-------------|-----------------|-------|------|
| 4:12.986 | 45 Clement ROUGE | TEAM C-RACER | MORIWAKI | DUNLOP Pren | 1:54.533 | 123.6 | 2 |
| 4:19.397 | 99 Carlos TATAY VILA | MRW-ASPAR TEAM | BEON | DUNLOP Pren | 1:52.690 | 125.6 | 2 |
| 4:41.057 | 66 Adrian HUERTAS DEL OLMO | CUNA DE CAMPEONES | MIR RACING | DUNLOP Pren | 1:52.155 | 126.2 | 2 |
| 4:44.303 | 7 Barry BALTUS | AJO ACADEMY | BEON | DUNLOP Pren | 1:50.562 | 128.1 | 2 |
| 6:34.223 | 7 Barry BALTUS | AJO ACADEMY | BEON | DUNLOP Pren | 1:49.920 | 128.8 | 3 |




Premoto 3

RFME Cto. España Velocidad Navarra 2017

Warm UP

Vuelta a vuelta

| Vlt. | Tiempo | Sector 1 | Sector 2 | Sector 3 | Km/h | T. Sesión | Vlt. | Tiempo | Sector 1 | Sector 2 | Sector 3 | Km/h | T. Sesión | | |
|-----------|---|--|---------------|---------------|---------------|-----------|---------------------------------|---------------------|---------------------------------------|----------|----------|----------|-----------|----------|----------|
| 4 | Kiko MARIA POR | | | | | | MOTOR LOVERS BEON | 4 | 1:56.795 | 30.330 | 41.366 | 45.099 | 186.5 | 8:11.135 | |
| | 5 | 1:54.948 | 30.228 | 41.077 | 43.643 | 186.2 | | 10:06.083 | | | | | | | |
| | 1 | 2:52.880 | 1:16.812 | 46.585 | 49.483 | 125.3 | | 2:52.880 | | | | | | | |
| | 2 | 2:04.465 | 32.669 | 44.243 | 47.553 | 186.9 | | 4:57.345 | | | | | | | |
| | 3 | 2:02.243 | 31.822 | 43.958 | 46.463 | 187.2 | | 6:59.588 | | | | | | | |
| | 4 | 2:01.812 | 31.856 | 43.998 | 45.958 | 185.9 | | 9:01.400 | | | | | | | |
| 5 | 2:00.175 | 31.609 | 42.831 | 45.735 | 186.9 | 11:01.575 | | | | | | | | | |
| 7 | Barry BALTUS BEL | | | | | | AJO ACADEMY BEON | 1 | 2:53.741 | 1:31.005 | 40.134 | 42.602 | 149.2 | 2:53.741 | |
| | 2 | 1:50.562 | 29.295 | 39.048 | 42.219 | 197.4 | | 4:44.303 | | | | | | | |
| | 3 | 1:49.920 | 28.852 | 38.902 | 42.166 | 196.4 | | 6:34.223 | | | | | | | |
| | 4 | 2:00.958 | 32.023 | 40.181 | 48.754 | 185.6 | | 8:35.181 | | | | | | | |
| | 5 | 1:50.702 | 28.725 | 39.568 | 42.409 | 192.5 | | 10:25.883 | | | | | | | |
| | 11 | Alex ESCRIG RECHE ESP | | | | | | MRW-ASPAR TEAM BEON | 1 | 2:26.844 | 1:02.180 | 41.341 | 43.323 | 150.4 | 2:26.844 |
| 2 | 2:33.015 | 29.314 | 39.822 | 1:23.879 | 193.9 | 4:59.859 | | | | | | | | | |
| 3 | 2:00.519 | 34.139 | 43.039 | 43.341 | 158.1 | 7:00.378 | | | | | | | | | |
| 4 | 1:52.303 | 29.510 | 39.685 | 43.108 | 192.9 | 8:52.681 | | | | | | | | | |
| 5 | 1:51.567 | 29.099 | 39.788 | 42.680 | 192.5 | 10:44.248 | | | | | | | | | |
| 12 | Borja GOMEZ RUS ESP | | | | | | BRIEFING COMPETICION MIR RACING | | 1 | 2:17.425 | 49.333 | 42.744 | 45.348 | 146.1 | 2:17.425 |
| 2 | 1:55.609 | 30.065 | 41.400 | 44.144 | 190.8 | 4:13.034 | | | | | | | | | |
| 3 | 1:53.785 | 30.159 | 40.218 | 43.408 | 193.9 | 6:06.819 | | | | | | | | | |
| 4 | 1:53.717 | 29.937 | 40.377 | 43.403 | 196.4 | 8:00.536 | | | | | | | | | |
| 5 | 1:53.402 | 29.671 | 40.417 | 43.314 | 198.5 | 9:53.938 | | | | | | | | | |
| 6 | 2:01.382 | 29.352 | 40.164 | 51.866 | 194.9 | 11:55.320 | | | | | | | | | |
| 14 | Maria BELLOT BERNABE ESP | | | | | | GASSS-SCHOOL COMPETICION BEON | 1 | 2:18.380 | 48.254 | 43.945 | 46.181 | 143.0 | 2:18.380 | |
| | 2 | 1:58.899 | 31.362 | 42.611 | 44.926 | 188.8 | | 4:17.279 | | | | | | | |
| | 3 | 1:57.133 | 31.200 | 41.452 | 44.481 | 182.1 | | 6:14.412 | | | | | | | |
| | 4 | 1:57.100 | 30.880 | 41.496 | 44.724 | 188.2 | | 8:11.512 | | | | | | | |
| | 5 | 1:56.399 | 30.364 | 41.671 | 44.364 | 190.5 | | 10:07.911 | | | | | | | |
| | 18 | Miguel MARTIN MARCO ESP | | | | | | IGAXTEAM BEON | 1 | 2:29.223 | 1:02.740 | 41.937 | 44.546 | 150.2 | 2:29.223 |
| 2 | 1:56.754 | 30.977 | 41.147 | 44.630 | 186.2 | 4:25.977 | | | | | | | | | |
| 3 | 1:55.901 | 30.888 | 41.043 | 43.970 | 180.3 | 6:21.878 | | | | | | | | | |
| 4 | 1:54.861 | 30.156 | 40.642 | 44.063 | 182.7 | 8:16.739 | | | | | | | | | |
| 5 | 1:55.139 | 30.397 | 40.784 | 43.958 | 180.3 | 10:11.878 | | | | | | | | | |
| 22 | Alejandro CARRION MARTINEZ ESP | | | | | | BRIEFING COMPETICIO MORIWAKI | | 1 | 2:18.434 | 48.966 | 43.529 | 45.939 | 141.7 | 2:18.434 |
| 2 | 1:57.218 | 31.700 | 41.444 | 44.074 | 183.4 | 4:15.652 | | | | | | | | | |
| 3 | 1:58.688 | 33.583 | 40.930 | 44.175 | 188.2 | 6:14.340 | | | | | | | | | |
| 23 | Jordi RAPOSEIRAS BERENGUERAS AND | | | | | | | MIR RACING | 1 | 2:43.550 | 1:08.749 | 46.998 | 47.803 | 133.0 | 2:43.550 |
| | 2 | 2:00.468 | 31.013 | 43.696 | 45.759 | 186.2 | | | 4:44.018 | | | | | | |
| | 3 | 2:07.354 | 30.560 | 51.308 | 45.486 | 186.2 | | | 6:51.372 | | | | | | |
| | 4 | 1:58.293 | 31.148 | 42.636 | 44.509 | 184.0 | 8:49.665 | | | | | | | | |
| | 5 | 1:57.779 | 30.931 | 42.193 | 44.655 | 186.2 | 10:47.444 | | | | | | | | |
| | 24 | Raul PEREZ ORNEDO ESP | | | | | | | JEREZ ANDALUCIA MOTOR TALENT RC SPORT | 1 | 2:53.258 | 1:25.178 | 43.263 | 44.817 | 148.6 |
| 2 | | 1:55.722 | 31.044 | 40.808 | 43.870 | 188.8 | 4:48.980 | | | | | | | | |
| 3 | | 1:54.597 | 30.412 | 40.480 | 43.705 | 184.3 | 6:43.577 | | | | | | | | |
| 4 | | 1:53.579 | 29.849 | 40.302 | 43.428 | 193.9 | 8:37.156 | | | | | | | | |
| 5 | | 1:53.249 | 29.828 | 40.310 | 43.111 | 188.2 | 10:30.405 | | | | | | | | |
| 25 | | Luis M. VERDUGO DE LA TORRE ESP | | | | | | | | 1 | 3:19.034 | B | 46.037 | 45.750 | 1:47.247 |
| | 2 | 2:11.109 | 42.384 | 43.144 | 45.581 | 84.3 | 5:30.143 | | | | | | | | |
| | 3 | 1:59.613 | 31.129 | 43.614 | 44.870 | 175.9 | 7:29.756 | | | | | | | | |
| | 4 | 1:57.010 | 30.937 | 41.401 | 44.672 | 176.5 | 9:26.766 | | | | | | | | |
| | 5 | 1:56.460 | 30.862 | 41.194 | 44.404 | 177.3 | 11:23.226 | | | | | | | | |
| | 27 | Nicolas CZYBA GER | | | | | | | BLUMAQ HMA RACING BEON | 1 | 2:19.904 | 53.888 | 42.291 | 43.725 | 145.0 |
| 2 | | 1:55.809 | 30.578 | 41.791 | 43.440 | 188.5 | 4:15.713 | | | | | | | | |
| 3 | | 1:53.642 | 29.449 | 40.396 | 43.797 | 190.5 | 6:09.355 | | | | | | | | |
| 4 | | 1:52.718 | 29.731 | 39.989 | 42.998 | 186.5 | 8:02.073 | | | | | | | | |
| 5 | | 1:52.991 | 29.639 | 40.499 | 42.853 | 187.5 | 9:55.064 | | | | | | | | |
| 6 | | 1:52.586 | 29.431 | 39.886 | 43.269 | 187.2 | 11:47.650 | | | | | | | | |
| 30 | Lorenzo FELLON FRA | | | | | | AJO ACADEMY BEON | 1 | 3:00.464 | 1:34.209 | 42.687 | 43.568 | 152.5 | 3:00.464 | |
| | 2 | 1:52.185 | 29.202 | 39.992 | 42.991 | 194.6 | | 4:52.649 | | | | | | | |
| | 3 | 1:51.131 | 28.958 | 39.724 | 42.449 | 195.3 | | 6:43.780 | | | | | | | |
| | 4 | 1:52.228 | 29.780 | 39.866 | 42.582 | 189.1 | | 8:36.008 | | | | | | | |
| | 5 | 1:51.799 | 29.066 | 39.647 | 43.086 | 193.2 | | 10:27.807 | | | | | | | |
| | 31 | Adrian FERNANDEZ GONZALEZ ESP | | | | | | AJO ACADEMY BEON | 1 | 2:56.164 | 1:28.086 | 43.688 | 44.390 | 157.4 | 2:56.164 |
| 2 | | 1:54.558 | 29.960 | 41.442 | 43.156 | 195.3 | 4:50.722 | | | | | | | | |
| 3 | | 1:52.810 | 29.434 | 40.125 | 43.251 | 194.9 | 6:43.532 | | | | | | | | |
| 4 | | 1:52.272 | 29.577 | 39.962 | 42.733 | 195.7 | 8:35.804 | | | | | | | | |
| 5 | | 1:51.816 | 29.074 | 39.826 | 42.916 | 195.3 | 10:27.620 | | | | | | | | |
| 34 | | Pedro ACOSTA SANCHEZ ESP | | | | | | | CUNA DE CAMPEONES MIR RACING | 1 | 2:56.164 | 1:28.086 | 43.688 | 44.390 | 157.4 |
| | 2 | 1:54.558 | 29.960 | 41.442 | 43.156 | 195.3 | 4:50.722 | | | | | | | | |
| | 3 | 1:52.810 | 29.434 | 40.125 | 43.251 | 194.9 | 6:43.532 | | | | | | | | |




Premoto 3

RFME Cto. España Velocidad Navarra 2017

Warm UP

Vuelta a vuelta

| Vlt. | Tiempo | Sector 1 | Sector 2 | Sector 3 | Km/h | T. Sesión | Vlt. | Tiempo | Sector 1 | Sector 2 | Sector 3 | Km/h | T. Sesión |
|---|------------|----------|----------|----------|-------|-----------|------|------------|----------|----------|----------|-------|-----------|
| 35 Joshua BAUER GER SCHOOL TEAM ESTRELLA GALICIA 0,0 BEON | | | | | | | | | | | | | |
| 1 | 2:59.627 | 1:33.885 | 41.728 | 44.014 | 155.4 | 2:59.627 | 2 | 1:55.051 | 30.869 | 40.645 | 43.537 | 191.2 | 4:14.115 |
| 2 | 1:52.088 | 29.263 | 40.096 | 42.729 | 192.2 | 4:51.715 | 3 | 1:53.160 | 29.440 | 40.568 | 43.152 | 190.5 | 6:07.275 |
| 3 | 1:51.609 | 28.901 | 39.645 | 43.063 | 196.0 | 6:43.324 | 4 | 1:52.761 | 29.392 | 40.094 | 43.275 | 192.5 | 8:00.036 |
| 4 | 1:50.797 | 29.017 | 39.178 | 42.602 | 191.2 | 8:34.121 | 5 | 1:52.943 | 29.521 | 40.112 | 43.310 | 192.5 | 9:52.979 |
| 5 | 1:51.814 | 28.907 | 40.424 | 42.483 | 191.8 | 10:25.935 | 6 | 1:52.428 | 29.469 | 39.797 | 43.162 | 188.2 | 11:45.407 |
| 58 Iñigo IGLESIAS BRAVO ESP IMC TEAM | | | | | | | | | | | | | |
| 1 | 2:36.721 | 1:10.337 | 42.916 | 43.468 | 150.0 | 2:36.721 | 1 | 2:55.566 | 1:28.203 | 43.122 | 44.241 | 156.5 | 2:55.566 |
| 2 | 1:52.942 | 29.776 | 40.054 | 43.112 | 187.8 | 4:29.663 | 2 | 1:54.964 | 30.234 | 40.751 | 43.979 | 188.2 | 4:50.530 |
| 3 | 1:52.256 | 29.500 | 39.866 | 42.890 | 189.5 | 6:21.919 | 3 | 1:55.342 | 29.886 | 41.126 | 44.330 | 187.2 | 6:45.872 |
| 4 | 1:51.291 | 29.273 | 39.470 | 42.548 | 191.2 | 8:13.210 | 4 | 2:53.808 B | 33.254 | 43.034 | 1:37.520 | 168.5 | 9:39.680 |
| 5 | 1:51.961 | 29.076 | 40.041 | 42.844 | 195.3 | 10:05.171 | 5 | 2:00.827 | 36.273 | 40.780 | 43.774 | 131.9 | 11:40.507 |
| 37 Mauro GONZALEZ ROJAS ESP GECI MOTORSPORT EME | | | | | | | | | | | | | |
| 1 | 3:26.729 | 1:46.746 | 50.329 | 49.654 | 127.1 | 3:26.729 | 1 | 2:48.902 | 1:21.114 | 41.587 | 46.201 | 155.2 | 2:48.902 |
| 2 | 2:55.247 B | 34.951 | 48.916 | 1:31.380 | 180.9 | 6:21.976 | 2 | 1:52.155 | 29.362 | 39.956 | 42.837 | 191.5 | 4:41.057 |
| 3 | 2:42.436 | 1:03.418 | 52.298 | 46.720 | 50.1 | 9:04.412 | 3 | 1:55.509 | 31.688 | 41.333 | 42.488 | 192.2 | 6:36.566 |
| 4 | 2:00.380 | 31.758 | 43.193 | 45.429 | 187.2 | 11:04.792 | 4 | 2:01.006 | 29.098 | 40.694 | 51.214 | 194.6 | 8:37.572 |
| 5 | 1:51.961 | 29.076 | 40.041 | 42.844 | 195.3 | 10:05.171 | 5 | 1:52.079 | 29.279 | 40.175 | 42.625 | 199.6 | 10:29.651 |
| 45 Clement ROUGE FRA TEAM C-RACER MORIWAKI | | | | | | | | | | | | | |
| 1 | 2:18.453 | 53.869 | 40.943 | 43.641 | 156.5 | 2:18.453 | 1 | 4:32.761 | 3:05.400 | 42.211 | 45.150 | 136.5 | 4:32.761 |
| 2 | 1:54.533 | 30.229 | 40.570 | 43.734 | 185.6 | 4:12.986 | 2 | 1:58.630 | 31.875 | 41.630 | 45.125 | 171.7 | 6:31.391 |
| 3 | 1:53.366 | 29.847 | 40.286 | 43.233 | 189.8 | 6:06.352 | 3 | 2:16.390 | 47.970 | 43.181 | 45.239 | 171.7 | 8:47.781 |
| 4 | 1:53.252 | 29.799 | 40.335 | 43.118 | 185.9 | 7:59.604 | 4 | 2:03.105 | 36.337 | 42.009 | 44.759 | 171.7 | 10:50.886 |
| 5 | 1:57.463 | 30.640 | 43.776 | 43.047 | 185.6 | 9:57.067 | 5 | 1:51.194 | 29.279 | 40.175 | 42.625 | 199.6 | 10:29.651 |
| 6 | 1:53.034 | 29.517 | 40.157 | 43.360 | 191.5 | 11:50.101 | | | | | | | |
| 46 David SALVADOR GOMEZ ESP CUNA DE CAMPEONES MIR RACING | | | | | | | | | | | | | |
| 1 | 6:20.960 | 4:56.325 | 41.170 | 43.465 | 78.9 | 6:20.960 | 1 | 2:49.425 | | | | | 2:49.425 |
| 2 | 1:51.582 | 29.404 | 39.680 | 42.498 | 190.5 | 8:12.542 | 2 | 1:52.156 | | | | | 4:41.581 |
| 3 | 1:51.630 | 29.450 | 39.766 | 42.414 | 196.7 | 10:04.172 | 3 | 1:53.337 | | | | | 6:34.918 |
| 4 | 1:51.221 | | | | | 8:26.139 | 4 | 1:51.221 | | | | | 8:26.139 |
| 5 | 1:51.194 | | | | | 10:17.333 | 5 | 1:51.194 | | | | | 10:17.333 |
| 50 Ondrej VOSTATEK CZE ETG RACING BEON | | | | | | | | | | | | | |
| 1 | 2:28.622 | 1:02.528 | 41.717 | 44.377 | 145.6 | 2:28.622 | 1 | 2:21.564 | 55.058 | 41.909 | 44.597 | 155.4 | 2:21.564 |
| 2 | 1:57.910 | 32.040 | 41.424 | 44.446 | 184.6 | 4:26.532 | 2 | 1:55.740 | 30.586 | 41.077 | 44.077 | 187.8 | 4:17.304 |
| 3 | 1:57.014 | 30.871 | 41.782 | 44.361 | 187.5 | 6:23.546 | 3 | 1:53.881 | 29.947 | 40.342 | 43.592 | 188.8 | 6:11.185 |
| 4 | 1:56.925 | 30.832 | 41.456 | 44.637 | 185.6 | 8:20.471 | 4 | 1:54.770 | 30.828 | 40.205 | 43.737 | 189.5 | 8:05.955 |
| 5 | 1:56.334 | 30.619 | 41.139 | 44.576 | 188.5 | 10:16.805 | 5 | 1:53.698 | 29.900 | 40.318 | 43.480 | 187.5 | 9:59.653 |
| 6 | 1:53.507 | 29.914 | 40.178 | 43.415 | 187.5 | 11:53.160 | 6 | 1:53.507 | 29.914 | 40.178 | 43.415 | 187.5 | 11:53.160 |
| 93 Tom BERÇOT FRA BLUMAQ HMA RACING BEON | | | | | | | | | | | | | |
| 1 | 2:21.564 | 55.058 | 41.909 | 44.597 | 155.4 | 2:21.564 | 1 | 2:41.171 | 1:14.117 | 42.471 | 44.583 | 144.8 | 2:41.171 |
| 2 | 1:55.740 | 30.586 | 41.077 | 44.077 | 187.8 | 4:17.304 | 2 | 1:53.822 | 29.802 | 40.583 | 43.437 | 190.5 | 4:34.993 |
| 3 | 1:53.881 | 29.947 | 40.342 | 43.592 | 188.8 | 6:11.185 | 3 | 1:52.480 | 29.292 | 40.231 | 42.957 | 192.5 | 6:27.473 |
| 4 | 1:54.770 | 30.828 | 40.205 | 43.737 | 189.5 | 8:05.955 | 4 | 1:52.399 | 29.262 | 39.750 | 43.387 | 192.2 | 8:19.872 |
| 5 | 1:53.698 | 29.900 | 40.318 | 43.480 | 187.5 | 9:59.653 | 5 | 1:51.546 | 29.096 | 39.738 | 42.712 | 193.5 | 10:11.418 |
| 6 | 1:53.507 | 29.914 | 40.178 | 43.415 | 187.5 | 11:53.160 | | | | | | | |
| 96 Daniel HOLGADO MIRALLES ESP SCHOOL TEAM ESTRELLA GALICIA 0,0 BEON | | | | | | | | | | | | | |
| 1 | 2:41.171 | 1:14.117 | 42.471 | 44.583 | 144.8 | 2:41.171 | 1 | 2:41.171 | 1:14.117 | 42.471 | 44.583 | 144.8 | 2:41.171 |
| 2 | 1:53.822 | 29.802 | 40.583 | 43.437 | 190.5 | 4:34.993 | 2 | 1:53.822 | 29.802 | 40.583 | 43.437 | 190.5 | 4:34.993 |
| 3 | 1:52.480 | 29.292 | 40.231 | 42.957 | 192.5 | 6:27.473 | 3 | 1:52.480 | 29.292 | 40.231 | 42.957 | 192.5 | 6:27.473 |
| 4 | 1:52.399 | 29.262 | 39.750 | 43.387 | 192.2 | 8:19.872 | 4 | 1:52.399 | 29.262 | 39.750 | 43.387 | 192.2 | 8:19.872 |
| 5 | 1:51.546 | 29.096 | 39.738 | 42.712 | 193.5 | 10:11.418 | 5 | 1:51.546 | 29.096 | 39.738 | 42.712 | 193.5 | 10:11.418 |
| 57 Kenny KOSKINEN FIN H43 TEAM NOBBY BEON | | | | | | | | | | | | | |
| 1 | 2:19.064 | 53.318 | 41.870 | 43.876 | 147.1 | 2:19.064 | 1 | 2:19.064 | 53.318 | 41.870 | 43.876 | 147.1 | 2:19.064 |



Premoto 3


RFME Cto. España Velocidad Navarra 2017

Warm UP

Vuelta a vuelta

■ Mejor Personal ■ Mejor de la sesión B Cruzando la línea de meta por el pit lane.

| Vlt. | Tiempo | Sector 1 | Sector 2 | Sector 3 | Km/h | T. Sesión | Vlt. | Tiempo | Sector 1 | Sector 2 | Sector 3 | Km/h | T. Sesión |
|-----------|--------------------------|---------------|---------------|---------------|-------|-----------|------|--------|----------|----------|----------|------|-----------|
| 99 | Carlos TATAY VILA | | | | | ESP | | | | | | | |
| | MRW-ASPAR TEAM | | | | | BEON | | | | | | | |
| 1 | 2:26.707 | 1:01.255 | 41.619 | 43.833 | 152.5 | 2:26.707 | | | | | | | |
| 2 | 1:52.690 | 29.795 | 39.750 | 43.145 | 187.5 | 4:19.397 | | | | | | | |
| 3 | 1:52.283 | 29.697 | 39.568 | 43.018 | 188.5 | 6:11.680 | | | | | | | |
| 4 | 1:52.443 | 29.753 | 39.645 | 43.045 | 191.2 | 8:04.123 | | | | | | | |
| 5 | 1:51.809 | 29.540 | 39.546 | 42.723 | 185.6 | 9:55.932 | | | | | | | |
| 6 | 1:51.582 | 29.328 | 39.394 | 42.860 | 188.8 | 11:47.514 | | | | | | | |

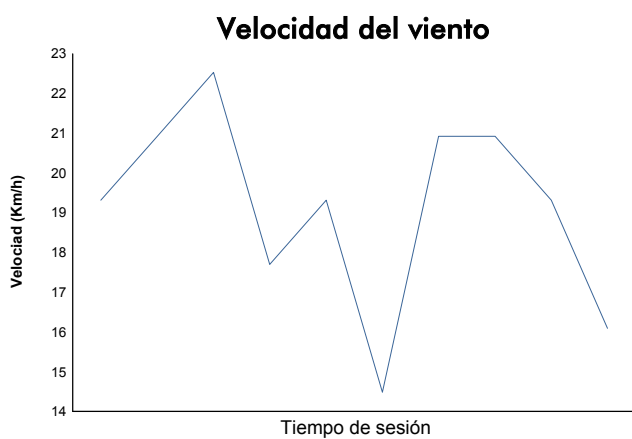
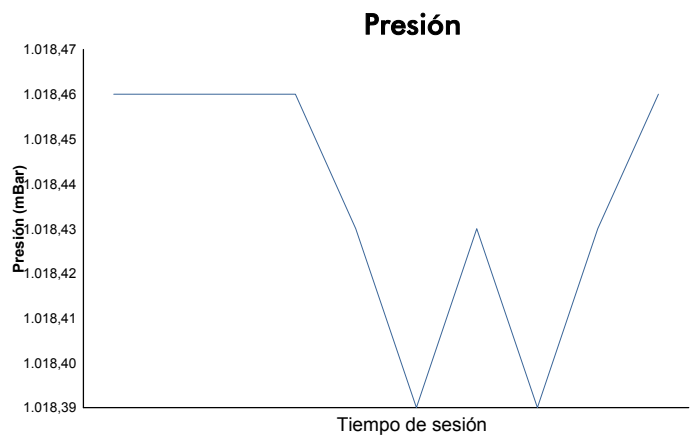
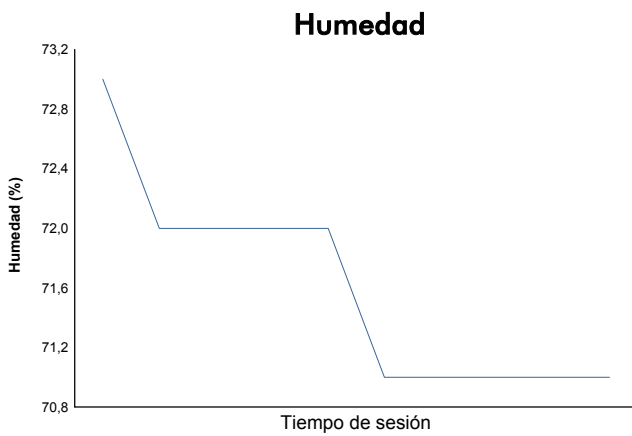
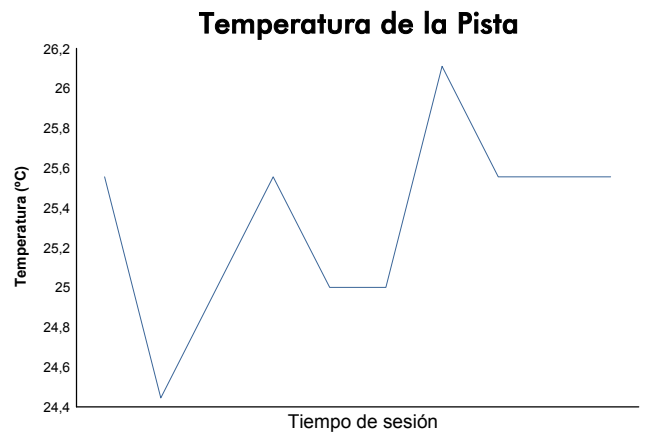
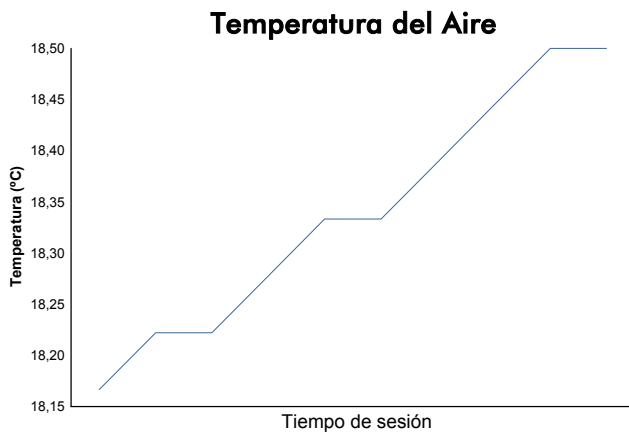


RFME Cto. España Velocidad Navarra 2017

Premoto 3

Warm UP

Informe meteorológico



Estado de la pista:

SECO




Premoto 3

RFME Cto. España Velocidad Navarra 2017

Warm UP

Mejores Velocidades Máximas

| Piloto | Equipo | Premc | V.Max 1 | | V.Max 2 | | V. Max 3 | | V. Max 4 | | V.Max 5 | | Pro |
|---------------------------------|----------------------------------|-------|--------------|------|---------|------|----------|------|----------|------|---------|------|-------|
| | | | Km/h | Vlt. | Km/h | Vlt. | Km/h | Vlt. | Km/h | Vlt. | Km/h | Vlt. | |
| 66 Adrian HUERTAS DEL OLMO | CUNA DE CAMPEONES | Premc | 199.6 | 5 | 194.6 | 4 | 192.2 | 3 | 191.5 | 2 | 155.2 | 1 | 186,6 |
| 12 Borja GOMEZ RUS | BRIEFING COMPETICION | Premc | 198.5 | 5 | 196.4 | 4 | 194.9 | 6 | 193.9 | 3 | 190.8 | 2 | 194,9 |
| 7 Barry BALTUS | AJO ACADEMY | Premc | 197.4 | 2 | 196.4 | 3 | 192.5 | 5 | 185.6 | 4 | 149.2 | 1 | 184,2 |
| 46 David SALVADOR GOMEZ | CUNA DE CAMPEONES | Premc | 196.7 | 3 | 190.5 | 2 | 78.9 | 1 | | | | | 155,4 |
| 34 Pedro ACOSTA SANCHEZ | CUNA DE CAMPEONES | Premc | 196.0 | 3 | 192.2 | 2 | 191.8 | 5 | 191.2 | 4 | 155.4 | 1 | 185,3 |
| 31 Adrian FERNANDEZ GONZALEZ | AJO ACADEMY | Premc | 195.7 | 4 | 195.3 | 2 | 195.3 | 5 | 194.9 | 3 | 157.4 | 1 | 187,7 |
| 35 Joshua BAUER | SCHOOL TEAM ESTRELLA GALICIA 0,0 | Premc | 195.3 | 5 | 191.2 | 4 | 189.5 | 3 | 187.8 | 2 | 150.0 | 1 | 182,8 |
| 30 Lorenzo FELLON | AJO ACADEMY | Premc | 195.3 | 3 | 194.6 | 2 | 193.2 | 5 | 189.1 | 4 | 152.5 | 1 | 184,9 |
| 11 Alex ESCRIG RECHE | MRW-ASPAR TEAM | Premc | 193.9 | 2 | 192.9 | 4 | 192.5 | 5 | 158.1 | 3 | 150.4 | 1 | 177,6 |
| 24 Raul PEREZ ORNEDO | JEREZ ANDALUCIA MOTOR TALENT | Premc | 193.9 | 4 | 188.8 | 2 | 188.2 | 5 | 184.3 | 3 | 148.6 | 1 | 180,8 |
| 96 Daniel HOLGADO MIRALLES | SCHOOL TEAM ESTRELLA GALICIA 0,0 | Premc | 193.5 | 5 | 192.5 | 3 | 192.2 | 4 | 190.5 | 2 | 144.8 | 1 | 182,7 |
| 57 Kenny KOSKINEN | H43 TEAM NOBBY | Premc | 192.5 | 4 | 192.5 | 5 | 191.2 | 2 | 190.5 | 3 | 188.2 | 6 | 191,0 |
| 45 Clement ROUGE | TEAM C-RACER | Premc | 191.5 | 6 | 189.8 | 3 | 185.9 | 4 | 185.6 | 2 | 185.6 | 5 | 187,7 |
| 99 Carlos TATAY VILA | MRW-ASPAR TEAM | Premc | 191.2 | 4 | 188.8 | 6 | 188.5 | 3 | 187.5 | 2 | 185.6 | 5 | 188,3 |
| 14 Maria BELLOT BERNABE | GASSS-SCHOOL COMPETICION | Premc | 190.5 | 5 | 188.8 | 2 | 188.2 | 4 | 182.1 | 3 | 143.0 | 1 | 178,5 |
| 27 Nicolas CZYBA | BLUMAQ HMA RACING | Premc | 190.5 | 3 | 188.5 | 2 | 187.5 | 5 | 187.2 | 6 | 186.5 | 4 | 188,0 |
| 93 Tom BERCOT | BLUMAQ HMA RACING | Premc | 189.5 | 4 | 188.8 | 3 | 187.8 | 2 | 187.5 | 5 | 187.5 | 6 | 188,2 |
| 50 Ondrej VOSTATEK | ETG RACING | Premc | 188.5 | 5 | 187.5 | 3 | 185.6 | 4 | 184.6 | 2 | 145.6 | 1 | 178,4 |
| 58 Iñigo IGLESIAS BRAVO | IMC TEAM | Premc | 188.2 | 2 | 187.2 | 3 | 168.5 | 4 | 156.5 | 1 | 131.9 | 5 | 166,5 |
| 22 Alejandro CARRION MARTINEZ | BRIEFING COMPETICIO | Premc | 188.2 | 3 | 186.5 | 4 | 186.2 | 5 | 183.4 | 2 | 141.7 | 1 | 177,2 |
| 37 Mauro GONZALEZ ROJAS | GECI MOTORSPORT | Premc | 187.2 | 4 | 180.9 | 2 | 127.1 | 1 | 50.1 | 3 | | | 136,3 |
| 4 Kiko MARIA | MOTOR LOVERS | Premc | 187.2 | 3 | 186.9 | 2 | 186.9 | 5 | 185.9 | 4 | 125.3 | 1 | 174,4 |
| 23 Jordi RAPOSEIRAS BERENGUERAS | | Premc | 186.2 | 2 | 186.2 | 3 | 186.2 | 5 | 184.0 | 4 | 133.0 | 1 | 175,1 |
| 18 Miguel MARTIN MARCO | IGAXTEAM | Premc | 186.2 | 2 | 182.7 | 4 | 180.3 | 3 | 180.3 | 5 | 150.2 | 1 | 175,9 |
| 51 Tristan WALCH | ALARXA RACING TEAM | Premc | 178.8 | 4 | 178.2 | 3 | 176.5 | 2 | 139.2 | 1 | | | 168,2 |
| 25 Luis M. VERDUGO DE LA TORRE | | Premc | 177.3 | 5 | 176.5 | 4 | 175.9 | 3 | 139.2 | 1 | 84.3 | 2 | 150,6 |
| 74 Piotr BIESIEKIRSKI | EUVIC MOTOTEK | Premc | 171.7 | 2 | 171.7 | 3 | 171.7 | 4 | 136.5 | 1 | | | 162,9 |
| 76 Julian GIRAL ROMERO | SCHOOL TEAM ESTRELLA GALICIA 0,0 | Premc | | | | | | | | | | | |
| 53 Brian David HART | JEREZ ANDALUCIA MOTOR TALENT | Premc | | | | | | | | | | | |




Premoto 3

RFME Cto. España Velocidad Navarra 2017

Warm UP

Vuelta a vuelta

| | | | | | | | ■ Mejor Personal ■ Mejor de la sesión ■ Cruzando la línea de meta por el pit lane. | | | | | | | | |
|-----------|---|--|--|--|--|-----------|---|---------------------|---------------------------------------|----------|----------|-------------------------------------|-----------|----------|----------|
| Vlt. | Tiempo | Sector 1 | Sector 2 | Sector 3 | Km/h | T. Sesión | Vlt. | Tiempo | Sector 1 | Sector 2 | Sector 3 | Km/h | T. Sesión | | |
| 4 | Kiko MARIA POR | | | | | | MOTOR LOVERS BEON | 4 | 1:56.795 | 30.330 | 41.366 | 45.099 | 186.5 | 8:11.135 | |
| | 5 | 1:54.948 | 30.228 | 41.077 | 43.643 | 186.2 | | 10:06.083 | | | | | | | |
| | 1 | 2:52.880 | 1:16.812 | 46.585 | 49.483 | 125.3 | | 2:52.880 | | | | | | | |
| | 2 | 2:04.465 | 32.669 | 44.243 | 47.553 | 186.9 | | 4:57.345 | | | | | | | |
| | 3 | 2:02.243 | 31.822 | 43.958 | 46.463 | 187.2 | | 6:59.588 | | | | | | | |
| | 4 | 2:01.812 | 31.856 | 43.998 | 45.958 | 185.9 | | 9:01.400 | | | | | | | |
| 5 | 2:00.175 | 31.609 | 42.831 | 45.735 | 186.9 | 11:01.575 | | | | | | | | | |
| 7 | Barry BALTUS BEL | | | | | | AJO ACADEMY BEON | 1 | 2:53.741 | 1:31.005 | 40.134 | 42.602 | 149.2 | 2:53.741 | |
| | 2 | 1:50.562 | 29.295 | 39.048 | 42.219 | 197.4 | | 4:44.303 | | | | | | | |
| | 3 | 1:49.920 | 28.852 | 38.902 | 42.166 | 196.4 | | 6:34.223 | | | | | | | |
| | 4 | 2:00.958 | 32.023 | 40.181 | 48.754 | 185.6 | | 8:35.181 | | | | | | | |
| | 5 | 1:50.702 | 28.725 | 39.568 | 42.409 | 192.5 | | 10:25.883 | | | | | | | |
| | 11 | Alex ESCRIG RECHE ESP | | | | | | MRW-ASPAR TEAM BEON | 1 | 2:26.844 | 1:02.180 | 41.341 | 43.323 | 150.4 | 2:26.844 |
| 2 | 2:33.015 | 29.314 | 39.822 | 1:23.879 | 193.9 | 4:59.859 | | | | | | | | | |
| 3 | 2:00.519 | 34.139 | 43.039 | 43.341 | 158.1 | 7:00.378 | | | | | | | | | |
| 4 | 1:52.303 | 29.510 | 39.685 | 43.108 | 192.9 | 8:52.681 | | | | | | | | | |
| 5 | 1:51.567 | 29.099 | 39.788 | 42.680 | 192.5 | 10:44.248 | | | | | | | | | |
| 12 | Borja GOMEZ RUS ESP | | | | | | BRIEFING COMPETICION MIR RACING | | 1 | 2:17.425 | 49.333 | 42.744 | 45.348 | 146.1 | 2:17.425 |
| 2 | 1:55.609 | 30.065 | 41.400 | 44.144 | 190.8 | 4:13.034 | | | | | | | | | |
| 3 | 1:53.785 | 30.159 | 40.218 | 43.408 | 193.9 | 6:06.819 | | | | | | | | | |
| 4 | 1:53.717 | 29.937 | 40.377 | 43.403 | 196.4 | 8:00.536 | | | | | | | | | |
| 5 | 1:53.402 | 29.671 | 40.417 | 43.314 | 198.5 | 9:53.938 | | | | | | | | | |
| 6 | 2:01.382 | 29.352 | 40.164 | 51.866 | 194.9 | 11:55.320 | | | | | | | | | |
| 14 | Maria BELLOT BERNABE ESP | | | | | | GASSS-SCHOOL COMPETICION BEON | 1 | 2:18.380 | 48.254 | 43.945 | 46.181 | 143.0 | 2:18.380 | |
| | 2 | 1:58.899 | 31.362 | 42.611 | 44.926 | 188.8 | | 4:17.279 | | | | | | | |
| | 3 | 1:57.133 | 31.200 | 41.452 | 44.481 | 182.1 | | 6:14.412 | | | | | | | |
| | 4 | 1:57.100 | 30.880 | 41.496 | 44.724 | 188.2 | | 8:11.512 | | | | | | | |
| | 5 | 1:56.399 | 30.364 | 41.671 | 44.364 | 190.5 | | 10:07.911 | | | | | | | |
| | 18 | Miguel MARTIN MARCO ESP | | | | | | IGAXTEAM BEON | 1 | 2:29.223 | 1:02.740 | 41.937 | 44.546 | 150.2 | 2:29.223 |
| 2 | 1:56.754 | 30.977 | 41.147 | 44.630 | 186.2 | 4:25.977 | | | | | | | | | |
| 3 | 1:55.901 | 30.888 | 41.043 | 43.970 | 180.3 | 6:21.878 | | | | | | | | | |
| 4 | 1:54.861 | 30.156 | 40.642 | 44.063 | 182.7 | 8:16.739 | | | | | | | | | |
| 5 | 1:55.139 | 30.397 | 40.784 | 43.958 | 180.3 | 10:11.878 | | | | | | | | | |
| 22 | Alejandro CARRION MARTINEZ ESP | | | | | | BRIEFING COMPETICIO MORIWAKI | | 1 | 2:18.434 | 48.966 | 43.529 | 45.939 | 141.7 | 2:18.434 |
| 2 | 1:57.218 | 31.700 | 41.444 | 44.074 | 183.4 | 4:15.652 | | | | | | | | | |
| 3 | 1:58.688 | 33.583 | 40.930 | 44.175 | 188.2 | 6:14.340 | | | | | | | | | |
| 23 | Jordi RAPOSEIRAS BERENGUERAS AND | | | | | | | MIR RACING | 1 | 2:43.550 | 1:08.749 | 46.998 | 47.803 | 133.0 | 2:43.550 |
| | 2 | 2:00.468 | 31.013 | 43.696 | 45.759 | 186.2 | | | 4:44.018 | | | | | | |
| | 3 | 2:07.354 | 30.560 | 51.308 | 45.486 | 186.2 | | | 6:51.372 | | | | | | |
| | 4 | 1:58.293 | 31.148 | 42.636 | 44.509 | 184.0 | 8:49.665 | | | | | | | | |
| | 5 | 1:57.779 | 30.931 | 42.193 | 44.655 | 186.2 | 10:47.444 | | | | | | | | |
| | 24 | Raul PEREZ ORNEDO ESP | | | | | | | JEREZ ANDALUCIA MOTOR TALENT RC SPORT | 1 | 2:53.258 | 1:25.178 | 43.263 | 44.817 | 148.6 |
| 2 | | 1:55.722 | 31.044 | 40.808 | 43.870 | 188.8 | 4:48.980 | | | | | | | | |
| 3 | | 1:54.597 | 30.412 | 40.480 | 43.705 | 184.3 | 6:43.577 | | | | | | | | |
| 4 | | 1:53.579 | 29.849 | 40.302 | 43.428 | 193.9 | 8:37.156 | | | | | | | | |
| 5 | | 1:53.249 | 29.828 | 40.310 | 43.111 | 188.2 | 10:30.405 | | | | | | | | |
| 25 | | Luis M. VERDUGO DE LA TORRE ESP | | | | | | | | 1 | 3:19.034 | B | 46.037 | 45.750 | 1:47.247 |
| | 2 | 2:11.109 | 42.384 | 43.144 | 45.581 | 84.3 | 5:30.143 | | | | | | | | |
| | 3 | 1:59.613 | 31.129 | 43.614 | 44.870 | 175.9 | 7:29.756 | | | | | | | | |
| | 4 | 1:57.010 | 30.937 | 41.401 | 44.672 | 176.5 | 9:26.766 | | | | | | | | |
| | 5 | 1:56.460 | 30.862 | 41.194 | 44.404 | 177.3 | 11:23.226 | | | | | | | | |
| | 27 | Nicolas CZYBA GER | | | | | | | BLUMAQ HMA RACING BEON | 1 | 2:19.904 | 53.888 | 42.291 | 43.725 | 145.0 |
| 2 | | 1:55.809 | 30.578 | 41.791 | 43.440 | 188.5 | 4:15.713 | | | | | | | | |
| 3 | | 1:53.642 | 29.449 | 40.396 | 43.797 | 190.5 | 6:09.355 | | | | | | | | |
| 4 | | 1:52.718 | 29.731 | 39.989 | 42.998 | 186.5 | 8:02.073 | | | | | | | | |
| 5 | | 1:52.991 | 29.639 | 40.499 | 42.853 | 187.5 | 9:55.064 | | | | | | | | |
| 6 | | 1:52.586 | 29.431 | 39.886 | 43.269 | 187.2 | 11:47.650 | | | | | | | | |
| 30 | Lorenzo FELLON FRA | | | | | | AJO ACADEMY BEON | 1 | 3:00.464 | 1:34.209 | 42.687 | 43.568 | 152.5 | 3:00.464 | |
| | 2 | 1:52.185 | 29.202 | 39.992 | 42.991 | 194.6 | | 4:52.649 | | | | | | | |
| | 3 | 1:51.131 | 28.958 | 39.724 | 42.449 | 195.3 | | 6:43.780 | | | | | | | |
| | 4 | 1:52.228 | 29.780 | 39.866 | 42.582 | 189.1 | | 8:36.008 | | | | | | | |
| | 5 | 1:51.799 | 29.066 | 39.647 | 43.086 | 193.2 | | 10:27.807 | | | | | | | |
| | 31 | Adrian FERNANDEZ GONZALEZ ESP | | | | | | AJO ACADEMY BEON | 1 | 2:56.164 | 1:28.086 | 43.688 | 44.390 | 157.4 | 2:56.164 |
| 2 | | 1:54.558 | 29.960 | 41.442 | 43.156 | 195.3 | 4:50.722 | | | | | | | | |
| 3 | | 1:52.810 | 29.434 | 40.125 | 43.251 | 194.9 | 6:43.532 | | | | | | | | |
| 4 | | 1:52.272 | 29.577 | 39.962 | 42.733 | 195.7 | 8:35.804 | | | | | | | | |
| 5 | | 1:51.816 | 29.074 | 39.826 | 42.916 | 195.3 | 10:27.620 | | | | | | | | |
| 34 | | Pedro ACOSTA SANCHEZ ESP | | | | | | | CUNA DE CAMPEONES MIR RACING | | | | | | |




Premoto 3

RFME Cto. España Velocidad Navarra 2017

Warm UP

Vuelta a vuelta

| Vlt. | Tiempo | Sector 1 | Sector 2 | Sector 3 | Km/h | T. Sesión | Vlt. | Tiempo | Sector 1 | Sector 2 | Sector 3 | Km/h | T. Sesión |
|---|------------|----------|----------|----------|-------|-----------|------|------------|----------|----------|----------|-------|-----------|
| 35 Joshua BAUER GER SCHOOL TEAM ESTRELLA GALICIA 0,0 BEON | | | | | | | | | | | | | |
| 1 | 2:59.627 | 1:33.885 | 41.728 | 44.014 | 155.4 | 2:59.627 | 2 | 1:55.051 | 30.869 | 40.645 | 43.537 | 191.2 | 4:14.115 |
| 2 | 1:52.088 | 29.263 | 40.096 | 42.729 | 192.2 | 4:51.715 | 3 | 1:53.160 | 29.440 | 40.568 | 43.152 | 190.5 | 6:07.275 |
| 3 | 1:51.609 | 28.901 | 39.645 | 43.063 | 196.0 | 6:43.324 | 4 | 1:52.761 | 29.392 | 40.094 | 43.275 | 192.5 | 8:00.036 |
| 4 | 1:50.797 | 29.017 | 39.178 | 42.602 | 191.2 | 8:34.121 | 5 | 1:52.943 | 29.521 | 40.112 | 43.310 | 192.5 | 9:52.979 |
| 5 | 1:51.814 | 28.907 | 40.424 | 42.483 | 191.8 | 10:25.935 | 6 | 1:52.428 | 29.469 | 39.797 | 43.162 | 188.2 | 11:45.407 |
| 58 Iñigo IGLESIAS BRAVO ESP IMC TEAM | | | | | | | | | | | | | |
| 1 | 2:36.721 | 1:10.337 | 42.916 | 43.468 | 150.0 | 2:36.721 | 1 | 2:55.566 | 1:28.203 | 43.122 | 44.241 | 156.5 | 2:55.566 |
| 2 | 1:52.942 | 29.776 | 40.054 | 43.112 | 187.8 | 4:29.663 | 2 | 1:54.964 | 30.234 | 40.751 | 43.979 | 188.2 | 4:50.530 |
| 3 | 1:52.256 | 29.500 | 39.866 | 42.890 | 189.5 | 6:21.919 | 3 | 1:55.342 | 29.886 | 41.126 | 44.330 | 187.2 | 6:45.872 |
| 4 | 1:51.291 | 29.273 | 39.470 | 42.548 | 191.2 | 8:13.210 | 4 | 2:53.808 B | 33.254 | 43.034 | 1:37.520 | 168.5 | 9:39.680 |
| 5 | 1:51.961 | 29.076 | 40.041 | 42.844 | 195.3 | 10:05.171 | 5 | 2:00.827 | 36.273 | 40.780 | 43.774 | 131.9 | 11:40.507 |
| 37 Mauro GONZALEZ ROJAS ESP GECI MOTORSPORT EME | | | | | | | | | | | | | |
| 1 | 3:26.729 | 1:46.746 | 50.329 | 49.654 | 127.1 | 3:26.729 | 1 | 2:48.902 | 1:21.114 | 41.587 | 46.201 | 155.2 | 2:48.902 |
| 2 | 2:55.247 B | 34.951 | 48.916 | 1:31.380 | 180.9 | 6:21.976 | 2 | 1:52.155 | 29.362 | 39.956 | 42.837 | 191.5 | 4:41.057 |
| 3 | 2:42.436 | 1:03.418 | 52.298 | 46.720 | 50.1 | 9:04.412 | 3 | 1:55.509 | 31.688 | 41.333 | 42.488 | 192.2 | 6:36.566 |
| 4 | 2:00.380 | 31.758 | 43.193 | 45.429 | 187.2 | 11:04.792 | 4 | 2:01.006 | 29.098 | 40.694 | 51.214 | 194.6 | 8:37.572 |
| 5 | 1:51.961 | 29.076 | 40.041 | 42.844 | 195.3 | 10:05.171 | 5 | 1:52.079 | 29.279 | 40.175 | 42.625 | 199.6 | 10:29.651 |
| 45 Clement ROUGE FRA TEAM C-RACER MORIWAKI | | | | | | | | | | | | | |
| 1 | 2:18.453 | 53.869 | 40.943 | 43.641 | 156.5 | 2:18.453 | 1 | 4:32.761 | 3:05.400 | 42.211 | 45.150 | 136.5 | 4:32.761 |
| 2 | 1:54.533 | 30.229 | 40.570 | 43.734 | 185.6 | 4:12.986 | 2 | 1:58.630 | 31.875 | 41.630 | 45.125 | 171.7 | 6:31.391 |
| 3 | 1:53.366 | 29.847 | 40.286 | 43.233 | 189.8 | 6:06.352 | 3 | 2:16.390 | 47.970 | 43.181 | 45.239 | 171.7 | 8:47.781 |
| 4 | 1:53.252 | 29.799 | 40.335 | 43.118 | 185.9 | 7:59.604 | 4 | 2:03.105 | 36.337 | 42.009 | 44.759 | 171.7 | 10:50.886 |
| 5 | 1:57.463 | 30.640 | 43.776 | 43.047 | 185.6 | 9:57.067 | 5 | 1:51.194 | 29.279 | 40.175 | 42.625 | 199.6 | 10:29.651 |
| 6 | 1:53.034 | 29.517 | 40.157 | 43.360 | 191.5 | 11:50.101 | | | | | | | |
| 46 David SALVADOR GOMEZ ESP CUNA DE CAMPEONES MIR RACING | | | | | | | | | | | | | |
| 1 | 6:20.960 | 4:56.325 | 41.170 | 43.465 | 78.9 | 6:20.960 | 1 | 2:49.425 | | | | | 2:49.425 |
| 2 | 1:51.582 | 29.404 | 39.680 | 42.498 | 190.5 | 8:12.542 | 2 | 1:52.156 | | | | | 4:41.581 |
| 3 | 1:51.630 | 29.450 | 39.766 | 42.414 | 196.7 | 10:04.172 | 3 | 1:53.337 | | | | | 6:34.918 |
| 4 | 1:51.221 | | | | | 8:26.139 | 4 | 1:51.221 | | | | | 8:26.139 |
| 5 | 1:51.194 | | | | | 10:17.333 | 5 | 1:51.194 | | | | | 10:17.333 |
| 50 Ondrej VOSTATEK CZE ETG RACING BEON | | | | | | | | | | | | | |
| 1 | 2:28.622 | 1:02.528 | 41.717 | 44.377 | 145.6 | 2:28.622 | 1 | 2:21.564 | 55.058 | 41.909 | 44.597 | 155.4 | 2:21.564 |
| 2 | 1:57.910 | 32.040 | 41.424 | 44.446 | 184.6 | 4:26.532 | 2 | 1:55.740 | 30.586 | 41.077 | 44.077 | 187.8 | 4:17.304 |
| 3 | 1:57.014 | 30.871 | 41.782 | 44.361 | 187.5 | 6:23.546 | 3 | 1:53.881 | 29.947 | 40.342 | 43.592 | 188.8 | 6:11.185 |
| 4 | 1:56.925 | 30.832 | 41.456 | 44.637 | 185.6 | 8:20.471 | 4 | 1:54.770 | 30.828 | 40.205 | 43.737 | 189.5 | 8:05.955 |
| 5 | 1:56.334 | 30.619 | 41.139 | 44.576 | 188.5 | 10:16.805 | 5 | 1:53.698 | 29.900 | 40.318 | 43.480 | 187.5 | 9:59.653 |
| 6 | 1:53.507 | 29.914 | 40.178 | 43.415 | 187.5 | 11:53.160 | 6 | 1:53.507 | 29.914 | 40.178 | 43.415 | 187.5 | 11:53.160 |
| 93 Tom BERÇOT FRA BLUMAQ HMA RACING BEON | | | | | | | | | | | | | |
| 1 | 2:21.564 | 55.058 | 41.909 | 44.597 | 155.4 | 2:21.564 | 1 | 2:41.171 | 1:14.117 | 42.471 | 44.583 | 144.8 | 2:41.171 |
| 2 | 1:55.740 | 30.586 | 41.077 | 44.077 | 187.8 | 4:17.304 | 2 | 1:53.822 | 29.802 | 40.583 | 43.437 | 190.5 | 4:34.993 |
| 3 | 1:53.881 | 29.947 | 40.342 | 43.592 | 188.8 | 6:11.185 | 3 | 1:52.480 | 29.292 | 40.231 | 42.957 | 192.5 | 6:27.473 |
| 4 | 1:54.770 | 30.828 | 40.205 | 43.737 | 189.5 | 8:05.955 | 4 | 1:52.399 | 29.262 | 39.750 | 43.387 | 192.2 | 8:19.872 |
| 5 | 1:53.698 | 29.900 | 40.318 | 43.480 | 187.5 | 9:59.653 | 5 | 1:51.546 | 29.096 | 39.738 | 42.712 | 193.5 | 10:11.418 |
| 6 | 1:53.507 | 29.914 | 40.178 | 43.415 | 187.5 | 11:53.160 | | | | | | | |
| 96 Daniel HOLGADO MIRALLES ESP SCHOOL TEAM ESTRELLA GALICIA 0,0 BEON | | | | | | | | | | | | | |
| 1 | 2:41.171 | 1:14.117 | 42.471 | 44.583 | 144.8 | 2:41.171 | 1 | 2:41.171 | 1:14.117 | 42.471 | 44.583 | 144.8 | 2:41.171 |
| 2 | 1:53.822 | 29.802 | 40.583 | 43.437 | 190.5 | 4:34.993 | 2 | 1:53.822 | 29.802 | 40.583 | 43.437 | 190.5 | 4:34.993 |
| 3 | 1:52.480 | 29.292 | 40.231 | 42.957 | 192.5 | 6:27.473 | 3 | 1:52.480 | 29.292 | 40.231 | 42.957 | 192.5 | 6:27.473 |
| 4 | 1:52.399 | 29.262 | 39.750 | 43.387 | 192.2 | 8:19.872 | 4 | 1:52.399 | 29.262 | 39.750 | 43.387 | 192.2 | 8:19.872 |
| 5 | 1:51.546 | 29.096 | 39.738 | 42.712 | 193.5 | 10:11.418 | 5 | 1:51.546 | 29.096 | 39.738 | 42.712 | 193.5 | 10:11.418 |
| 51 Tristan WALCH AUT ALARXA RACING TEAM RMU MOTO | | | | | | | | | | | | | |
| 1 | 4:09.019 | 2:37.115 | 45.492 | 46.412 | 139.2 | 4:09.019 | 1 | 4:09.019 | 2:37.115 | 45.492 | 46.412 | 139.2 | 4:09.019 |
| 2 | 2:01.274 | 32.153 | 43.282 | 45.839 | 176.5 | 6:10.293 | 2 | 2:01.274 | 32.153 | 43.282 | 45.839 | 176.5 | 6:10.293 |
| 3 | 2:00.885 | 32.047 | 43.380 | 45.458 | 178.2 | 8:11.178 | 3 | 2:00.885 | 32.047 | 43.380 | 45.458 | 178.2 | 8:11.178 |
| 4 | 1:58.894 | 31.667 | 41.936 | 45.291 | 178.8 | 10:10.072 | 4 | 1:58.894 | 31.667 | 41.936 | 45.291 | 178.8 | 10:10.072 |
| 57 Kenny KOSKINEN FIN H43 TEAM NOBBY BEON | | | | | | | | | | | | | |
| 1 | 2:19.064 | 53.318 | 41.870 | 43.876 | 147.1 | 2:19.064 | 1 | 2:19.064 | 53.318 | 41.870 | 43.876 | 147.1 | 2:19.064 |



Premoto 3

RFME Cto. España Velocidad Navarra 2017

Warm UP

Vuelta a vuelta

■ Mejor Personal ■ Mejor de la sesión B Cruzando la línea de meta por el pit lane.

| Vlt. | Tiempo | Sector 1 | Sector 2 | Sector 3 | Km/h | T. Sesión | Vlt. | Tiempo | Sector 1 | Sector 2 | Sector 3 | Km/h | T. Sesión |
|-----------|--------------------------|---------------|---------------|---------------|-------|-----------|------|--------|----------|----------|----------|------|-----------|
| 99 | Carlos TATAY VILA | | | | | ESP | | | | | | | |
| | MRW-ASPAR TEAM | | | | | BEON | | | | | | | |
| 1 | 2:26.707 | 1:01.255 | 41.619 | 43.833 | 152.5 | 2:26.707 | | | | | | | |
| 2 | 1:52.690 | 29.795 | 39.750 | 43.145 | 187.5 | 4:19.397 | | | | | | | |
| 3 | 1:52.283 | 29.697 | 39.568 | 43.018 | 188.5 | 6:11.680 | | | | | | | |
| 4 | 1:52.443 | 29.753 | 39.645 | 43.045 | 191.2 | 8:04.123 | | | | | | | |
| 5 | 1:51.809 | 29.540 | 39.546 | 42.723 | 185.6 | 9:55.932 | | | | | | | |
| 6 | 1:51.582 | 29.328 | 39.394 | 42.860 | 188.8 | 11:47.514 | | | | | | | |