

### Premoto 3

RFME Cto. España Velocidad Navarra 2017

Entre. Cronometrado 2

### Clasificación

Nº	Piloto	Nac	Equipo	Moto	Neumaticos	Tiempo	Vlt.	Total	Dif.	Km/h
1	66 Adrian HUERTAS DEL OLMO	ESP	CUNA DE CAMPEONES	MIR RACING	DUNLOP	Premo 1:48.598	10	16	-	130.4
2	34 Pedro ACOSTA SANCHEZ	ESP	CUNA DE CAMPEONES	MIR RACING	DUNLOP	Premo 1:48.600	9	13	+0.002	130.4
3	7 Barry BALTUS	BEL	AJO ACADEMY	BEON	DUNLOP	Premo 1:49.178	3	12	+0.580	129.7
4	76 Julian GIRAL ROMERO	ESP	SCHOOL TEAM ESTRELLA GALICIA 0,0	BEON	DUNLOP	Premo 1:49.393	15	16	+0.795	129.4
5	99 Carlos TATAY VILA	ESP	MRW-ASPAR TEAM	BEON	DUNLOP	Premo 1:49.563	16	16	+0.965	129.2
6	30 Lorenzo FELLON	FRA	AJO ACADEMY	BEON	DUNLOP	Premo 1:49.571	2	14	+0.973	129.2
7	96 Daniel HOLGADO MIRALLES	ESP	SCHOOL TEAM ESTRELLA GALICIA 0,0	BEON	DUNLOP	Premo 1:49.657	8	16	+1.059	129.1
8	35 Joshua BAUER	GER	SCHOOL TEAM ESTRELLA GALICIA 0,0	BEON	DUNLOP	Premo 1:49.854	15	16	+1.256	128.9
9	46 David SALVADOR GOMEZ	ESP	CUNA DE CAMPEONES	MIR RACING	DUNLOP	Premo 1:49.982	16	16	+1.384	128.7
10	31 Adrian FERNANDEZ GONZALEZ	ESP	AJO ACADEMY	BEON	DUNLOP	Premo 1:50.062	6	12	+1.464	128.6
11	11 Alex ESCRIG RECHE	ESP	MRW-ASPAR TEAM	BEON	DUNLOP	Premo 1:50.276	15	16	+1.678	128.4
12	58 Iñigo IGLESIAS BRAVO	ESP	IMC TEAM	DUNLOP	DUNLOP	Premo 1:51.302	3	15	+2.704	127.2
13	45 Clement ROUGE	FRA	TEAM C-RACER	MORIWAKI	DUNLOP	Premo 1:51.431	8	16	+2.833	127.1
14	57 Kenny KOSKINEN	FIN	H43 TEAM NOBBY	BEON	DUNLOP	Premo 1:51.588	14	15	+2.990	126.9
15	93 Tom BERÇOT	FRA	BLUMAQ HMA RACING	BEON	DUNLOP	Premo 1:51.656	3	14	+3.058	126.8
16	24 Raul PEREZ ORNEDO	ESP	JEREZ ANDALUCIA MOTOR TALENT	RC SPORT	DUNLOP	Premo 1:51.747	4	15	+3.149	126.7
17	27 Nicolas CZYBA	GER	BLUMAQ HMA RACING	BEON	DUNLOP	Premo 1:51.803	13	13	+3.205	126.6
18	53 Brian David HART	GBR	JEREZ ANDALUCIA MOTOR TALENT	RC SPORT	DUNLOP	Premo 1:52.344	2	3	+3.746	126.0
19	12 Borja GÓMEZ RUS	ESP	BRIEFING COMPETICION	MIR RACING	DUNLOP	Premo 1:52.514	11	16	+3.916	125.8
20	22 Alejandro CARRION MARTINEZ	ESP	BRIEFING COMPETICIO	MORIWAKI	DUNLOP	Premo 1:52.601	16	16	+4.003	125.7
21	25 Luis M. VERDUGO DE LA TORRE	ESP		DUNLOP	DUNLOP	Premo 1:52.875	14	15	+4.277	125.4
22	18 Miguel MARTIN MARCO	ESP	IGAXTEAM	BEON	DUNLOP	Premo 1:53.389	9	16	+4.791	124.9
23	50 Ondrej VOSTATEK	CZE	ETG RACING	BEON	DUNLOP	Premo 1:53.461	8	16	+4.863	124.8
24	14 Maria BELLOT BERNABE	ESP	GASS-SCHOOL COMPETICION	BEON	DUNLOP	Premo 1:53.553	16	16	+4.955	124.7
25	74 Piotr BIESIEKIRSKI	POL	EUVIC MOTOTEK	MORIWAKI	DUNLOP	Premo 1:56.530	12	12	+7.932	121.5
26	23 Jordi RAPOSEIRAS BERENGUERAS	AND		MIR RACING	DUNLOP	Premo 1:56.670	10	10	+8.072	121.4
27	37 Mauro GONZALEZ ROJAS	ESP	GECI MOTORSPORT	EME	DUNLOP	Premo 1:58.502	11	13	+9.904	119.5
28	51 Tristan WALCH	AUT	ALARXA RACING TEAM	RMU MOTO	DUNLOP	Premo 1:58.751	13	13	+10.153	119.2
29	4 Kiko MARIA	POR	MOTOR LOVERS	BEON	DUNLOP	Premo 1:59.261	7	14	+10.663	118.7

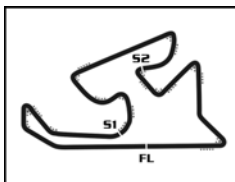
<b>Vuelta Rápida</b>	Vlt. 10	Adrian HUERTAS DEL OLMO	<b>1:48.598</b>	130.4 Kph
----------------------	---------	-------------------------	-----------------	-----------

Hora de publicación: .....

Estado de la pista:

**SECO**

Director de carrera:	Cronometrador:
----------------------	----------------



CIRCUITO DE NAVARRA 3.933 m.

### Premoto 3

RFME Cto. España Velocidad Navarra 2017

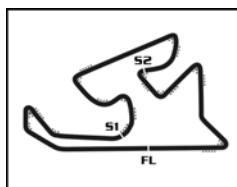
Entre. Combinada Cronos 1 y 2

### Clasificación

Nº	Piloto	Nac	Equipo		↓ Cronometra	↓ Cronometr	Tiempo	Dif	
1	66 <b>Adrian HUERTAS DEL OLMO</b>	ESP	CUNA DE CAMPEONES	Premoto3	1:48.803	<b>1:48.598</b>	1:48.598		
2	34 <b>Pedro ACOSTA SANCHEZ</b>	ESP	CUNA DE CAMPEONES	Premoto3	1:49.060	<b>1:48.600</b>	1:48.600	0.002	0.002
3	7 <b>Barry BALTUS</b>	BEL	AJO ACADEMY	Premoto3	1:49.333	<b>1:49.178</b>	1:49.178	0.580	0.578
4	76 <b>Julian GIRAL ROMERO</b>	ESP	SCHOOL TEAM ESTRELLA GALICIA 0,0	Premoto3	<b>1:49.180</b>	1:49.393	1:49.180	0.582	0.002
5	30 <b>Lorenzo FELLON</b>	FRA	AJO ACADEMY	Premoto3	<b>1:49.560</b>	1:49.571	1:49.560	0.962	0.380
6	99 <b>Carlos TATAY VILA</b>	ESP	MRW-ASPAR TEAM	Premoto3	1:49.786	<b>1:49.563</b>	1:49.563	0.965	0.003
7	96 <b>Daniel HOLGADO MIRALLES</b>	ESP	SCHOOL TEAM ESTRELLA GALICIA 0,0	Premoto3	1:50.513	<b>1:49.657</b>	1:49.657	1.059	0.094
8	35 <b>Joshua BAUER</b>	GER	SCHOOL TEAM ESTRELLA GALICIA 0,0	Premoto3	1:50.145	<b>1:49.854</b>	1:49.854	1.256	0.197
9	46 <b>David SALVADOR GOMEZ</b>	ESP	CUNA DE CAMPEONES	Premoto3	1:50.417	<b>1:49.982</b>	1:49.982	1.384	0.128
10	31 <b>Adrian FERNANDEZ GONZALEZ</b>	ESP	AJO ACADEMY	Premoto3	1:50.879	<b>1:50.062</b>	1:50.062	1.464	0.080
11	11 <b>Alex ESCRIG RECHE</b>	ESP	MRW-ASPAR TEAM	Premoto3	<b>1:50.217</b>	1:50.276	1:50.217	1.619	0.155
12	58 <b>Iñigo IGLESIAS BRAVO</b>	ESP	IMC TEAM	Premoto3	<b>1:50.973</b>	1:51.302	1:50.973	2.375	0.756
13	45 <b>Clement ROUGE</b>	FRA	TEAM C-RACER	Premoto3	<b>1:51.240</b>	1:51.431	1:51.240	2.642	0.267
14	57 <b>Kenny KOSKINEN</b>	FIN	H43 TEAM NOBBY	Premoto3	<b>1:51.280</b>	1:51.588	1:51.280	2.682	0.040
15	27 <b>Nicolas CZYBA</b>	GER	BLUMAQ HMA RACING	Premoto3	<b>1:51.656</b>	1:51.803	1:51.656	3.058	0.376
16	93 <b>Tom BERÇOT</b>	FRA	BLUMAQ HMA RACING	Premoto3	1:52.241	<b>1:51.656</b>	1:51.656	3.058	0.000
17	24 <b>Raul PEREZ ORNEDO</b>	ESP	JEREZ ANDALUCIA MOTOR TALENT	Premoto3	1:52.118	<b>1:51.747</b>	1:51.747	3.149	0.091
18	53 <b>Brian David HART</b>	GBR	JEREZ ANDALUCIA MOTOR TALENT	Premoto3	1:53.067	<b>1:52.344</b>	1:52.344	3.746	0.597
19	12 <b>Borja GOMEZ RUS</b>	ESP	BRIEFING COMPETICION	Premoto3	1:53.435	<b>1:52.514</b>	1:52.514	3.916	0.170
20	22 <b>Alejandro CARRION MARTINEZ</b>	ESP	BRIEFING COMPETICIO	Premoto3	<b>1:52.573</b>	1:52.601	1:52.573	3.975	0.059
21	25 <b>Luis M. VERDUGO DE LA TORRE</b>	ESP		Premoto3	1:54.036	<b>1:52.875</b>	1:52.875	4.277	0.302
22	50 <b>Ondrej VOSTATEK</b>	CZE	ETG RACING	Premoto3	<b>1:53.133</b>	1:53.461	1:53.133	4.535	0.258
23	18 <b>Miguel MARTIN MARCO</b>	ESP	IGAXTEAM	Premoto3	1:53.628	<b>1:53.389</b>	1:53.389	4.791	0.256
24	14 <b>Maria BELLOT BERNABE</b>	ESP	GASSS-SCHOOL COMPETICION	Premoto3	1:53.713	<b>1:53.553</b>	1:53.553	4.955	0.164
25	74 <b>Piotr BIESIEKIRSKI</b>	POL	EUVIC MOTOTEK	Premoto3	<b>1:56.058</b>	1:56.530	1:56.058	7.460	2.505
26	23 <b>Jordi RAPOSEIRAS BERENGUERAS</b>	AND		Premoto3	1:57.362	<b>1:56.670</b>	1:56.670	8.072	0.612
27	37 <b>Mauro GONZALEZ ROJAS</b>	ESP	GECI MOTORSPORT	Premoto3	2:02.631	<b>1:58.502</b>	1:58.502	9.904	1.832
28	51 <b>Tristan WALCH</b>	AUT	ALARXA RACING TEAM	Premoto3	2:00.389	<b>1:58.751</b>	1:58.751	10.153	0.249
29	4 <b>Kiko MARIA</b>	POR	MOTOR LOVERS	Premoto3	1:59.528	<b>1:59.261</b>	1:59.261	10.663	0.510

Director de Carrera:

Cronometrador:



CIRCUITO DE NAVARRA 3.933 m

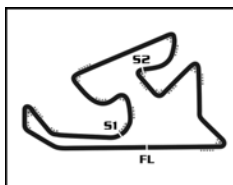
### Premoto 3

RFME Cto. España Velocidad Navarra 2017

Entre. Cronometrado 2

Mejores tiempos de sector

SECTOR 1			SECTOR 2		SECTOR 3		Pos	Piloto	Vuelta Ideal	Mejor Vuelta
Pos	Piloto	Tiempo	Piloto	Tiempo	Piloto	Tiempo				
1	34 P.ACOSTA SANCHEZ	28.259	66 A.HUERTAS DEL OLMO	38.453	66 A.HUERTAS DEL OLMO	41.578	1	66 A.HUERTAS DEL OLMO	1:48.304	1:48.598 (1)
2	66 A.HUERTAS DEL OLMO	28.273	34 P.ACOSTA SANCHEZ	38.462	76 J.GIRAL ROMERO	41.647	2	34 P.ACOSTA SANCHEZ	1:48.454	1:48.600 (2)
3	7 B.BALTUS	28.455	7 B.BALTUS	38.503	34 P.ACOSTA SANCHEZ	41.733	3	7 B.BALTUS	1:48.940	1:49.178 (3)
4	30 L.FELLON	28.519	99 C.TATAY VILA	38.591	96 D.HOLGADO MIRALLES	41.806	4	76 J.GIRAL ROMERO	1:49.044	1:49.393 (4)
5	31 A.FERNANDEZ GONZALEZ	28.591	76 J.GIRAL ROMERO	38.732	30 L.FELLON	41.872	5	30 L.FELLON	1:49.407	1:49.571 (6)
6	35 J.BAUER	28.607	46 D.SALVADOR GOMEZ	38.881	35 J.BAUER	41.932	6	96 D.HOLGADO MIRALLES	1:49.465	1:49.657 (7)
7	96 D.HOLGADO MIRALLES	28.623	35 J.BAUER	38.984	99 C.TATAY VILA	41.960	7	99 C.TATAY VILA	1:49.469	1:49.563 (5)
8	76 J.GIRAL ROMERO	28.665	11 A.ESCRIG RECHE	39.005	7 B.BALTUS	41.982	8	35 J.BAUER	1:49.523	1:49.854 (8)
9	11 A.ESCRIG RECHE	28.834	30 L.FELLON	39.016	31 A.FERNANDEZ GONZALEZ	42.190	9	31 A.FERNANDEZ GONZALEZ	1:49.913	1:50.062 (10)
10	46 D.SALVADOR GOMEZ	28.835	96 D.HOLGADO MIRALLES	39.036	11 A.ESCRIG RECHE	42.197	10	46 D.SALVADOR GOMEZ	1:49.982	1:49.982 (9)
11	99 C.TATAY VILA	28.918	31 A.FERNANDEZ GONZALEZ	39.132	46 D.SALVADOR GOMEZ	42.266	11	11 A.ESCRIG RECHE	1:50.036	1:50.276 (11)
12	45 C.ROUGE	28.988	58 I.IGLESIAS BRAVO	39.346	45 C.ROUGE	42.538	12	45 C.ROUGE	1:51.209	1:51.431 (13)
13	57 K.KOSKINEN	29.118	27 N.CZYBA	39.365	27 N.CZYBA	42.588	13	27 N.CZYBA	1:51.293	1:51.803 (17)
14	93 T.BERÇOT	29.130	24 R.PEREZ ORNEDO	39.437	24 R.PEREZ ORNEDO	42.614	14	58 I.IGLESIAS BRAVO	1:51.302	1:51.302 (12)
15	58 I.IGLESIAS BRAVO	29.251	57 K.KOSKINEN	39.499	58 I.IGLESIAS BRAVO	42.705	15	57 K.KOSKINEN	1:51.346	1:51.588 (14)
16	27 N.CZYBA	29.340	53 B.HART	39.602	57 K.KOSKINEN	42.729	16	24 R.PEREZ ORNEDO	1:51.443	1:51.747 (16)
17	24 R.PEREZ ORNEDO	29.392	93 T.BERÇOT	39.655	93 T.BERÇOT	42.742	17	93 T.BERÇOT	1:51.527	1:51.656 (15)
18	53 B.HART	29.408	45 C.ROUGE	39.683	53 B.HART	42.879	18	53 B.HART	1:51.889	1:52.344 (18)
19	22 A.CARRION MARTINEZ	29.441	22 A.CARRION MARTINEZ	39.839	22 A.CARRION MARTINEZ	42.994	19	22 A.CARRION MARTINEZ	1:52.274	1:52.601 (20)
20	12 B.GOMEZ RUS	29.462	12 B.GOMEZ RUS	39.865	50 O.VOSTATEK	43.070	20	12 B.GOMEZ RUS	1:52.476	1:52.514 (19)
21	14 M.BELLOT BERNABE	29.578	18 M.MARTIN MARCO	39.902	12 B.GOMEZ RUS	43.149	21	25 L.VERDUGO DE LA TORRE	1:52.747	1:52.875 (21)
22	25 L.VERDUGO DE LA TORRE	29.660	25 L.VERDUGO DE LA TORRE	39.914	25 L.VERDUGO DE LA TORRE	43.173	22	50 O.VOSTATEK	1:53.054	1:53.461 (23)
23	18 M.MARTIN MARCO	29.975	50 O.VOSTATEK	39.985	18 M.MARTIN MARCO	43.267	23	18 M.MARTIN MARCO	1:53.144	1:53.389 (22)
24	50 O.VOSTATEK	29.999	14 M.BELLOT BERNABE	40.503	14 M.BELLOT BERNABE	43.472	24	14 M.BELLOT BERNABE	1:53.553	1:53.553 (24)
25	23 J.RAPOSEIRAS BERENGUERAS	30.522	74 P.BIESIEKIRSKI	40.979	74 P.BIESIEKIRSKI	44.077	25	74 P.BIESIEKIRSKI	1:56.070	1:56.530 (25)
26	37 M.GONZALEZ ROJAS	31.001	23 J.RAPOSEIRAS BERENGUERAS	41.754	23 J.RAPOSEIRAS BERENGUERAS	44.394	26	23 J.RAPOSEIRAS BERENGUERAS	1:56.670	1:56.670 (26)
27	74 P.BIESIEKIRSKI	31.014	51 T.WALCH	42.080	51 T.WALCH	45.037	27	37 M.GONZALEZ ROJAS	1:58.283	1:58.502 (27)
28	4 K.MARIA	31.117	37 M.GONZALEZ ROJAS	42.235	37 M.GONZALEZ ROJAS	45.047	28	51 T.WALCH	1:58.733	1:58.751 (28)
29	51 T.WALCH	31.616	4 K.MARIA	42.519	4 K.MARIA	45.267	29	4 K.MARIA	1:58.903	1:59.261 (29)



CIRCUITO DE NAVARRA 3.933 m.

### Premoto 3

RFME Cto. España Velocidad Navarra 2017

Después de Entre. Cronometrado 2

Velocidad máxima del evento

Piloto	Equipo	Moto	V. Max	Vlt.	Sesión
66 Adrian HUERTAS DEL OLMO	CUNA DE CAMPEONES	MIR RACING	Premoto3 <b>206.5</b>	3	Entre. Cronometrado 1
30 Lorenzo FELLON	AJO ACADEMY	BEON	Premoto3 <b>204.5</b>	5	Entre. Cronometrado 1
96 Daniel HOLSADO MIRALLES	SCHOOL TEAM ESTRELLA GALICIA 0,0	BEON	Premoto3 <b>204.2</b>	8	Entre. Cronometrado 2
7 Barry BALTUS	AJO ACADEMY	BEON	Premoto3 <b>203.8</b>	3	Entre. Cronometrado 1
34 Pedro ACOSTA SANCHEZ	CUNA DE CAMPEONES	MIR RACING	Premoto3 <b>203.4</b>	8	Entre. Cronometrado 2
58 Iñigo IGLESIAS BRAVO	IMC TEAM	BEON	Premoto3 <b>203.0</b>	3	Entre. Cronometrado 1
11 Alex ESCRIG RECHE	MRW-ASPAR TEAM	BEON	Premoto3 <b>202.2</b>	5	Entre. Cronometrado 1
12 Borja GOMEZ RUS	BRIEFING COMPETICION	MIR RACING	Premoto3 <b>202.2</b>	7	Entre. Cronometrado 2
22 Alejandro CARRION MARTINEZ	BRIEFING COMPETICIO	MORIWAKI	Premoto3 <b>201.5</b>	13	Entre. Cronometrado 1
35 Joshua BAUER	SCHOOL TEAM ESTRELLA GALICIA 0,0	BEON	Premoto3 <b>201.5</b>	3	Entre. Cronometrado 1
46 David SALVADOR GOMEZ	CUNA DE CAMPEONES	MIR RACING	Premoto3 <b>201.5</b>	14	Entre. Cronometrado 1
76 Julian GIRAL ROMERO	SCHOOL TEAM ESTRELLA GALICIA 0,0	BEON	Premoto3 <b>201.1</b>	14	Entre. Cronometrado 1
31 Adrian FERNANDEZ GONZALEZ	AJO ACADEMY	BEON	Premoto3 <b>200.7</b>	4	Entre. Cronometrado 2
45 Clement ROUGE	TEAM C-RACER	MORIWAKI	Premoto3 <b>200.4</b>	15	Entre. Cronometrado 2
14 Maria BELLOT BERNADE	GASSS-SCHOOL COMPETICION	BEON	Premoto3 <b>199.6</b>	12	Entre. Cronometrado 1
57 Kenny KOSKINEN	H43 TEAM NOBBY	BEON	Premoto3 <b>199.3</b>	4	Entre. Cronometrado 1
93 Tom BERÇOT	BLUMAQ HMA RACING	BEON	Premoto3 <b>198.9</b>	2	Entre. Cronometrado 2
23 Jordi RAPOSERAS BERENGUERAS		MIR RACING	Premoto3 <b>197.4</b>	13	Entre. Cronometrado 1
27 Nicolas CZYBA	BLUMAQ HMA RACING	BEON	Premoto3 <b>196.7</b>	5	Entre. Cronometrado 1
99 Carlos TATAY VILA	MRW-ASPAR TEAM	BEON	Premoto3 <b>196.0</b>	15	Entre. Cronometrado 2
24 Raul PEREZ ORNEDO	JEREZ ANDALUCIA MOTOR TALENT	RC SPORT	Premoto3 <b>195.3</b>	5	Entre. Cronometrado 2
4 Kiko MARIA	MOTOR LOVERS	BEON	Premoto3 <b>195.3</b>	4	Entre. Cronometrado 1
53 Brian David HART	JEREZ ANDALUCIA MOTOR TALENT	RC SPORT	Premoto3 <b>193.5</b>	4	Entre. Cronometrado 2
18 Miguel MARTIN MARCO	IGAXTEAM	BEON	Premoto3 <b>193.2</b>	3	Entre. Cronometrado 1
37 Mauro GONZALEZ ROJAS	GECE MOTORSPORT	EME	Premoto3 <b>193.2</b>	9	Entre. Cronometrado 2
50 Ondrej VOSTATEK	ETG RACING	BEON	Premoto3 <b>190.8</b>	12	Entre. Cronometrado 1
25 Luis M. VERDUGO DE LA TORRE			Premoto3 <b>190.1</b>	14	Entre. Cronometrado 2
74 Piotr BIESIEKIRSKI	EUVIC MOTOTEK	MORIWAKI	Premoto3 <b>187.2</b>	11	Entre. Cronometrado 1
51 Tristan WALCH	ALARXA RACING TEAM	RMU MOTO	Premoto3 <b>186.2</b>	3	Entre. Cronometrado 1



CIRCUITO DE NAVARRA 3.933 m.


### Premoto 3

RFME Cto. España Velocidad Navarra 2017

Entre. Cronometrado 2

Secuencia de vueltas rápidas

Tiempo de sesión	Piloto	Equipo	Moto	Neumaticos	Tiempo	km/h	Vlt.
4:10.226	99 Carlos TATAY VILA	MRW-ASPAR TEAM	BEON	DUNLOP Pren	1:50.529	128.1	2
4:40.681	34 Pedro ACOSTA SANCHEZ	CUNA DE CAMPEONES	MIR RACING	DUNLOP Pren	1:49.376	129.5	2
7:07.701	7 Barry BALTUS	AJO ACADEMY	BEON	DUNLOP Pren	1:49.178	129.7	3
8:19.733	34 Pedro ACOSTA SANCHEZ	CUNA DE CAMPEONES	MIR RACING	DUNLOP Pren	1:49.139	129.7	4
21:04.460	66 Adrian HUERTAS DEL OLMO	CUNA DE CAMPEONES	MIR RACING	DUNLOP Pren	1:48.832	130.1	7
24:42.893	34 Pedro ACOSTA SANCHEZ	CUNA DE CAMPEONES	MIR RACING	DUNLOP Pren	1:48.600	130.4	9
26:32.297	66 Adrian HUERTAS DEL OLMO	CUNA DE CAMPEONES	MIR RACING	DUNLOP Pren	1:48.598	130.4	10




### Premoto 3

## RFME Cto. España Velocidad Navarra 2017

### Entre. Cronometrado 2

Vuelta a vuelta

Vlt.	Nombre	Equipo	Sector 1	Sector 2	Sector 3	Km/h	T. Sesión	Vlt.	Nombre	Equipo	Sector 1	Sector 2	Sector 3	Km/h	T. Sesión
<b>4</b>	<b>Kiko MARIA</b>	POR MOTOR LOVERS						3	1:53.715		29.941	40.492	43.282	124.5	6:33.584
1	3:46.101		2:13.818	45.160	47.123	62.6	3:46.101	4	1:52.851		29.491	40.038	43.322	125.5	8:26.435
2	2:02.501		31.698	44.287	46.516	115.6	5:48.602	5	8:13.236	<b>B</b>	32.017	49.951	6:51.268	28.7	16:39.670
3	2:01.109		31.677	43.519	45.913	116.9	7:49.711	6	2:14.281		45.284	44.943	44.054	105.4	18:53.951
4	9:19.767	<b>B</b>	31.442	43.835	8:04.490	25.3	17:09.477	7	1:55.404		31.592	40.532	43.280	122.7	20:49.355
5	2:10.400		39.340	44.634	46.426	108.6	19:19.877	8	1:53.000		<b>29.462</b>	40.328	43.210	125.3	22:42.355
6	2:00.915		31.939	43.449	45.527	117.1	21:20.792	9	1:53.139		29.652	40.011	43.476	125.1	24:35.494
7	<b>1:59.261</b>		<b>31.117</b>	42.843	45.301	118.7	23:20.053	10	1:52.917		29.712	39.886	43.319	125.4	26:28.411
8	1:59.638		31.334	42.920	45.384	118.3	25:19.691	11	<b>1:52.514</b>		29.500	<b>39.865</b>	<b>43.149</b>	125.8	28:20.925
9	1:59.265		31.154	42.627	45.484	118.7	27:18.956	12	2:01.908		31.722	40.180	50.006	116.1	30:22.833
10	1:59.694		31.540	42.783	45.371	118.3	29:18.650	13	2:04.668		36.110	45.204	43.354	113.6	32:27.501
11	1:59.391		31.390	<b>42.519</b>	45.482	118.6	31:18.041	14	1:55.082		29.721	42.204	43.157	123.0	34:22.583
12	2:25.252	<b>B</b>	31.719	42.787	1:10.746	97.5	33:43.293	15	1:53.231		29.592	40.308	43.331	125.0	36:15.814
13	2:09.948		40.404	43.658	45.886	109.0	35:53.241	16	1:53.078		29.489	40.230	43.359	125.2	38:08.892
14	1:59.612		31.255	43.090	<b>45.267</b>	118.4	37:52.853								
<b>7</b>	<b>Barry BALTUS</b>	BEL AJO ACADEMY													
1	3:29.129		2:07.465	39.306	42.358	67.7	3:29.129								
2	1:49.394		28.600	<b>38.503</b>	42.291	129.4	5:18.523								
3	<b>1:49.178</b>		28.517	38.679	<b>41.982</b>	129.7	7:07.701								
4	1:56.877		28.638	38.648	49.591	121.1	9:04.578								
5	8:10.215	<b>B</b>	32.984	42.059	6:55.172	28.9	17:14.792								
6	1:58.746		35.204	40.106	43.436	119.2	19:13.538								
7	1:49.841		<b>28.455</b>	38.998	42.388	128.9	21:03.379								
8	1:49.885		28.675	39.175	42.035	128.9	22:53.264								
9	1:49.246		28.495	38.595	42.156	129.6	24:42.510								
10	9:07.971	<b>B</b>	43.152	44.682	7:40.137	25.8	33:50.481								
11	1:56.312		34.069	39.627	42.616	121.7	35:46.793								
12	1:50.686		28.970	39.446	42.270	127.9	37:37.479								
<b>11</b>	<b>Alex ESCRIG RECHE</b>	ESP MRW-ASPAR TEAM													
1	2:20.258		57.333	40.281	42.644	100.9	2:20.258								
2	1:50.589		28.910	39.297	42.382	128.0	4:10.847								
3	1:50.722		28.866	39.403	42.453	127.9	6:01.569								
4	1:50.627		29.003	39.202	42.422	128.0	7:52.196								
5	8:56.819	<b>B</b>	29.090	39.604	7:48.125	26.4	16:49.014								
6	2:06.049		38.783	43.075	44.191	112.3	18:55.063								
7	1:52.434		29.665	39.692	43.077	125.9	20:47.497								
8	1:50.959		29.042	39.383	42.534	127.6	22:38.456								
9	1:50.481		28.913	39.120	42.448	128.2	24:28.937								
10	1:50.554		29.004	39.148	42.402	128.1	26:19.491								
11	2:15.072	<b>B</b>	34.355	42.181	58.536	104.8	28:34.563								
12	1:58.672		34.708	40.504	43.460	119.3	30:33.235								
13	1:52.244		30.921	<b>39.005</b>	42.318	126.1	32:25.479								
14	1:50.345		29.060	39.088	<b>42.197</b>	128.3	34:15.824								
15	<b>1:50.276</b>		<b>28.834</b>	39.083	42.359	128.4	36:06.100								
16	1:50.958		29.170	39.331	42.457	127.6	37:57.058								
<b>14</b>	<b>Maria BELLOT BERNABE</b>	ESP GASSS-SCHOOL COMPETICION													
1	2:57.721		1:32.104	41.387	44.230	79.7	2:57.721								
2	1:55.068		30.030	41.090	43.948	123.0	4:52.789								
3	1:56.733		29.993	40.917	45.823	121.3	6:49.522								
4	1:55.566		30.145	40.947	44.474	122.5	8:45.088								
5	7:55.461	<b>B</b>	31.430	51.678	6:32.353	29.8	16:40.548								
6	2:03.557		38.278	41.207	44.072	114.6	18:44.105								
7	1:54.852		30.097	40.853	43.902	123.3	20:38.957								
8	1:54.618		30.058	40.762	43.798	123.5	22:33.575								
9	1:54.427		30.014	40.690	43.723	123.7	24:28.002								
10	1:54.531		30.086	40.760	43.685	123.6	26:22.533								
11	1:54.269		29.885	40.769	43.615	123.9	28:16.802								
12	1:54.271		30.030	40.576	43.665	123.9	30:11.073								
13	1:54.313		30.033	40.520	43.760	123.9	32:05.386								
14	1:54.533		30.006	40.767	43.760	123.6	33:59.919								
15	2:06.929		41.810	41.284	43.835	111.5	36:06.848								
16	<b>1:53.553</b>		<b>29.578</b>	<b>40.503</b>	<b>43.472</b>	124.7	38:00.401								
<b>18</b>	<b>Miguel MARTIN MARCO</b>	ESP IGAXTEAM													
1	2:36.084		1:10.580	41.471	44.033	90.7	2:36.084								
2	1:54.891		30.493	40.685	43.713	123.2	4:30.975								
3	1:54.215		30.233	40.424	43.558	124.0	6:25.190								
4	1:55.949		30.675	41.252	44.022	122.1	8:21.139								
5	7:51.664	<b>B</b>	30.034	44.965	6:36.665	30.0	16:12.802								
6	2:35.444		46.612	1:03.535	45.297	91.1	18:48.246								
7	1:55.574		30.388	41.579	43.607	122.5	20:43.820								
8	1:54.207		30.157	40.327	43.723	124.0	22:38.027								
9	<b>1:53.389</b>		30.073	39.910	43.406	124.9	24:31.416								
10	1:53.453		30.284	<b>39.902</b>	<b>43.267</b>	124.8	26:24.869								
11	1:53.986		30.218	40.076	43.692	124.2	28:18.855								
12	1:54.058		30.340	40.192	43.526	124.1	30:12.913								
13	1:54.369		30.526	40.308	43.535	123.8	32:07.282								
14	1:54.052		30.546	40.027	43.479	124.1	34:01.334								
15	1:53.640		<b>29.975</b>	39.912	43.753	124.6	35:54.974								
16	1:54.632		30.181	40.326	44.125	123.5	37:49.606								
<b>22</b>	<b>Alejandro CARRION MARTINEZ</b>	ESP BRIEFING COMPETICION													
1	2:22.285		57.789	41.034	43.462	99.5	2:22.285								



### Premoto 3

RFME Cto. España Velocidad Navarra 2017

Entre. Cronometrado 2

Vuelta a vuelta

Mejor Personal Mejor de la sesión B Cruzando la línea de meta por el pit lane.

Vlt.	Tiempo	Sector 1	Sector 2	Sector 3	Km/h	T. Sesión	Vlt.	Tiempo	Sector 1	Sector 2	Sector 3	Km/h	T. Sesión
2	1:53.245	29.571	40.376	43.298	125.0	4:15.530	8	1:53.975	30.235	40.172	43.568	124.2	24:39.570
3	1:53.366	29.628	40.347	43.391	124.9	6:08.896	9	1:53.709	30.186	40.257	43.266	124.5	26:33.279
4	1:52.801	29.847	39.839	43.115	125.5	8:01.697	10	2:18.081 B	31.521	44.968	1:01.592	102.5	28:51.360
5	8:32.447 B	29.645	44.187	7:18.615	27.6	16:34.143	11	2:06.169	41.782	40.950	43.437	112.2	30:57.529
6	2:18.236	52.199	42.517	43.520	102.4	18:52.379	12	1:54.616	30.949	40.291	43.376	123.5	32:52.145
7	1:56.603	29.650	42.063	44.890	121.4	20:48.982	13	1:54.945	30.498	40.696	43.751	123.2	34:47.090
8	2:36.420 B	29.579	40.861	1:25.980	90.5	23:25.402	14	1:52.875	29.660	39.970	43.245	125.4	36:39.965
9	1:58.804	35.380	40.379	43.045	119.2	25:24.206	15	1:52.934	29.847	39.914	43.173	125.4	38:32.899
10	1:54.791	29.441	40.238	45.112	123.3	27:18.997							
11	1:56.204	30.930	41.833	43.441	121.8	29:15.201							
12	1:53.696	29.991	40.298	43.407	124.5	31:08.897							
13	2:18.200 B	30.129	47.949	1:00.122	102.5	33:27.097							
14	1:58.556	34.594	40.642	43.320	119.4	35:25.653							
15	1:52.888	29.513	40.183	43.192	125.4	37:18.541							
16	1:52.601	29.563	40.044	42.994	125.7	39:11.142							

23 Jordi RAPOSEIRAS BERENGUERAS AND						
MIR RACING						
1	2:31.583	1:00.451	44.145	46.987	93.4	2:31.583
2	2:06.163	31.757	48.380	46.026	112.2	4:37.746
3	1:59.904	31.478	43.114	45.312	118.1	6:37.650
4	1:59.376	31.261	43.089	45.026	118.6	8:37.026
5	8:04.239 B	39.251	55.222	6:29.766	29.2	16:41.264
6	2:16.274	44.984	46.084	45.206	103.9	18:57.538
7	14:02.580 B	30.828	48.490	...	16.8	33:00.118
8	2:06.892	37.959	43.560	45.373	111.6	35:07.010
9	1:57.719	30.658	42.323	44.738	120.3	37:04.729
10	1:56.670	30.522	41.754	44.394	121.4	39:01.399


24 Raul PEREZ ORNEDO ESP						
JEREZ ANDALUCIA MOTOR TALENT RC SPORT						
1	3:03.297	1:38.291	41.740	43.266	77.2	3:03.297
2	1:52.019	29.392	39.860	42.767	126.4	4:55.316
3	1:53.462	29.436	40.400	43.626	124.8	6:48.778
4	1:51.747	29.516	39.617	42.614	126.7	8:40.525
5	8:29.417 B	35.073	53.185	7:01.159	27.8	17:09.941
6	2:00.559	36.117	40.831	43.611	117.4	19:10.500
7	1:52.617	29.781	39.752	43.084	125.7	21:03.117
8	1:51.761	29.564	39.437	42.760	126.7	22:54.878
9	1:52.174	29.446	39.784	42.944	126.2	24:47.052
10	1:52.544	29.853	39.712	42.979	125.8	26:39.596
11	3:31.384 B	29.727	43.235	2:18.422	67.0	30:10.980
12	2:00.102	37.032	40.075	42.995	117.9	32:11.082
13	1:52.614	29.776	39.941	42.897	125.7	34:03.696
14	1:52.592	29.601	39.816	43.175	125.8	35:56.288
15	1:52.781	29.589	39.985	43.207	125.5	37:49.069

25 Luis M. VERDUGO DE LA TORRE ESP						
1	4:36.514	3:02.972	46.969	46.573	51.2	4:36.514
2	2:01.463	32.751	43.464	45.248	116.6	6:37.977
3	1:59.466	31.133	43.112	45.221	118.5	8:37.443
4	8:05.825 B	34.134	48.761	6:42.930	29.1	16:43.267
5	2:09.175	42.071	42.202	44.902	109.6	18:52.442
6	1:59.091	33.921	41.440	43.730	118.9	20:51.533
7	1:54.062	30.187	40.331	43.544	124.1	22:45.595

27 Nicolas CZYBA GER						
BLUMAQ HMA RACING BEON						
1	2:55.382	1:31.177	41.223	42.982	80.7	2:55.382
2	1:53.989	29.414	40.888	43.687	124.2	4:49.371
3	1:58.381	31.827	43.052	43.502	119.6	6:47.752
4	1:51.882	29.397	39.635	42.850	126.6	8:39.634
5	12:10.022 B	36.119	53.570	...	19.4	20:49.655
6	2:03.099	39.308	40.465	43.326	115.0	22:52.754
7	1:52.733	30.720	39.365	42.648	125.6	24:45.487
8	1:52.165	29.627	39.672	42.866	126.2	26:37.652
9	1:57.244	29.340	44.248	43.656	120.8	28:34.896
10	1:53.420	29.825	40.280	43.315	124.8	30:28.316
11	1:51.891	29.444	39.552	42.895	126.5	32:20.207
12	1:52.008	29.465	39.703	42.840	126.4	34:12.215
13	1:51.803	29.717	39.498	42.588	126.6	36:04.018

30 Lorenzo FELLON FRA						
AJO ACADEMY BEON						
1	3:30.699	2:08.337	39.857	42.505	67.2	3:30.699
2	1:49.571	28.666	39.033	41.872	129.2	5:20.270
3	1:49.928	28.519	39.522	41.887	128.8	7:10.198
4	1:54.306	28.712	39.016	46.578	123.9	9:04.504
5	8:10.589 B	32.948	41.418	6:56.223	28.9	17:15.092
6	1:57.921	34.519	39.952	43.450	120.1	19:13.013
7	1:50.178	28.827	39.035	42.316	128.5	21:03.191
8	1:49.825	28.771	39.056	41.998	128.9	22:53.016
9	1:51.087	29.756	39.306	42.025	127.5	24:44.103
10	1:50.505	28.964	39.265	42.276	128.1	26:34.608
11	5:35.660 B	29.410	50.337	4:15.913	42.2	32:10.268
12	2:10.688	42.598	45.406	42.684	108.3	34:20.956
13	1:50.313	29.016	39.240	42.057	128.4	36:11.269
14	2:00.687	28.929	46.766	44.992	117.3	38:11.956

31 Adrian FERNANDEZ GONZALEZ ESP						
AJO ACADEMY BEON						
1	4:25.851	3:02.942	40.117	42.792	53.3	4:25.851
2	1:51.220	29.312	39.303	42.605	127.3	6:17.071
3	1:50.504	28.940	39.318	42.246	128.1	8:07.575
4	9:08.309 B	29.052	44.081	7:55.176	25.8	17:15.883
5	1:58.015	34.587	40.088	43.340	120.0	19:13.898
6	1:50.062	28.591	39.276	42.195	128.6	21:03.960
7	1:50.923	28.877	39.856	42.190	127.6	22:54.883
8	7:16.580 B	29.078	39.939	6:07.563	32.4	30:11.463
9	1:58.553	35.843	39.933	42.777	119.4	32:10.016
10	1:51.164	29.300	39.468	42.396	127.4	34:01.180
11	1:51.073	29.141	39.425	42.507	127.5	35:52.253
12	1:50.643	29.094	39.132	42.417	128.0	37:42.896



### Premoto 3


RFME Cto. España Velocidad Navarra 2017

Entre. Cronometrado 2

Vuelta a vuelta

Mejor Personal							Mejor de la sesión							B Cruzando la línea de meta por el pit lane.								
Vlt.	Tiempo	Sector 1	Sector 2	Sector 3	Km/h	T. Sesión	Vlt.	Tiempo	Sector 1	Sector 2	Sector 3	Km/h	T. Sesión	Vlt.	Tiempo	Sector 1	Sector 2	Sector 3	Km/h	T. Sesión		
<b>34</b>	<b>Pedro ACOSTA SANCHEZ</b>	ESP																				
	CUNA DE CAMPEONES	MIR RACING																				
1	2:51.305	1:29.061	39.858	42.386	82.7	2:51.305	3	1:51.813	29.388	39.758	42.667	126.6	6:06.001									
2	1:49.376	28.370	39.005	42.001	129.5	4:40.681	4	1:52.479	29.549	39.939	42.991	125.9	7:58.480									
3	1:49.913	28.595	38.880	42.438	128.8	6:30.594	5	8:51.190	29.518	41.147	7:40.525	26.7	16:49.669									
4	1:49.139	28.574	38.617	41.948	129.7	8:19.733	6	2:03.709	38.367	42.077	43.265	114.5	18:53.378									
5	8:43.721	30.657	44.339	7:28.725	27.0	17:03.453	7	2:13.559	32.612	58.007	42.940	106.0	21:06.937									
6	2:10.935	38.013	46.403	46.519	108.1	19:14.388	8	<b>1:51.431</b>	29.075	39.817	42.539	127.1	22:58.368									
7	1:50.422	28.518	40.135	41.769	128.2	21:04.810	9	1:51.661	29.201	39.922	<b>42.538</b>	126.8	24:50.029									
8	1:49.483	<b>28.259</b>	39.386	41.838	129.3	22:54.293	10	1:52.768	30.185	39.984	42.599	125.6	26:42.797									
9	<b>1:48.600</b>	28.386	38.481	<b>41.733</b>	130.4	24:42.893	11	1:53.996	29.313	39.687	44.996	124.2	28:36.793									
10	7:59.759	37.092	39.722	6:42.945	29.5	32:42.652	12	1:51.884	29.474	39.769	42.641	126.5	30:28.677									
11	2:00.040	35.014	41.592	43.434	118.0	34:42.692	13	1:57.814	29.651	45.342	42.821	120.2	32:26.491									
12	1:48.982	28.574	38.618	41.790	129.9	36:31.674	14	2:17.077	36.672	57.044	43.361	103.3	34:43.568									
13	1:48.688	28.374	<b>38.462</b>	41.852	130.3	38:20.362	15	1:51.445	<b>28.988</b>	39.847	42.610	127.0	36:35.013									
							16	1:51.570	29.171	<b>39.683</b>	42.716	126.9	38:26.583									
<b>35</b>	<b>Joshua BAUER</b>	GER																				
	SCHOOL TEAM ESTRELLA GALICIA 0,0	BEON																				
1	2:29.190	1:05.941	39.990	43.259	94.9	2:29.190	1	3:05.915	1:42.084	40.740	43.091	76.2	3:05.915									
2	1:56.618	29.725	43.805	43.088	121.4	4:25.808	2	1:51.816	29.449	39.507	42.860	126.6	4:57.731									
3	1:50.509	28.829	39.172	42.508	128.1	6:16.317	3	1:51.182	29.012	39.157	43.013	127.3	6:48.913									
4	1:50.476	29.052	39.179	42.245	128.2	8:06.793	4	1:50.845	29.147	39.268	42.430	127.7	8:39.758									
5	9:41.149	29.514	41.926	8:29.709	24.4	17:47.941	5	8:25.832	35.183	52.557	6:58.092	28.0	17:05.589									
6	1:57.240	34.934	39.912	42.394	120.8	19:45.181	6	2:09.299	36.217	45.866	47.216	109.5	19:14.888									
7	1:50.646	29.322	39.336	41.988	128.0	21:35.827	7	1:51.014	29.296	39.329	42.389	127.5	21:05.902									
8	1:49.871	28.952	38.987	<b>41.932</b>	128.9	23:25.698	8	1:50.559	29.082	39.105	42.372	128.1	22:56.461									
9	1:50.357	28.967	39.178	42.212	128.3	25:16.055	9	1:50.614	28.996	38.952	42.666	128.0	24:47.075									
10	1:50.249	28.960	39.197	42.092	128.4	27:06.304	10	1:50.593	29.213	38.991	42.389	128.0	26:37.668									
11	1:51.051	29.301	39.588	42.162	127.5	28:57.355	11	1:59.040	29.075	40.546	49.419	118.9	28:36.708									
12	1:50.630	29.311	39.127	42.192	128.0	30:47.985	12	1:51.615	29.353	39.700	42.562	126.9	30:28.323									
13	1:52.217	29.414	39.399	43.404	126.2	32:40.202	13	1:50.911	29.278	39.158	42.475	127.7	32:19.234									
14	2:03.063	35.121	44.598	43.344	115.1	34:43.265	14	1:50.741	29.357	39.095	42.289	127.9	34:09.975									
15	<b>1:49.854</b>	<b>28.607</b>	39.288	41.959	128.9	36:33.119	15	1:52.600	29.175	39.290	44.135	125.7	36:02.575									
16	1:49.872	28.927	<b>38.984</b>	41.961	128.9	38:22.991	16	<b>1:49.982</b>	<b>28.835</b>	<b>38.881</b>	<b>42.266</b>	128.7	37:52.557									
<b>37</b>	<b>Mauro GONZALEZ ROJAS</b>	ESP																				
	GECCI MOTORSPORT	EME																				
1	3:28.698	1:53.647	47.255	47.796	67.8	3:28.698	1	2:36.322	1:10.438	41.898	43.986	90.6	2:36.322									
2	2:02.867	32.103	44.271	46.493	115.2	5:31.565	2	1:54.547	30.062	41.185	43.300	123.6	4:30.869									
3	2:01.315	31.754	43.479	46.082	116.7	7:32.880	3	1:53.667	30.099	40.498	<b>43.070</b>	124.6	6:24.536									
4	9:05.042	31.394	43.066	7:50.582	26.0	16:37.921	4	1:53.697	30.398	<b>39.985</b>	43.314	124.5	8:18.233									
5	2:40.032	55.231	49.903	54.898	88.5	19:17.953	5	8:18.798	30.720	45.083	7:02.995	28.4	16:37.030									
6	2:00.481	31.626	42.971	45.884	117.5	21:18.434	6	2:16.022	48.551	43.855	43.616	104.1	18:53.052									
7	1:59.153	31.269	42.621	45.263	118.8	23:17.587	7	1:56.641	32.236	40.555	43.850	121.4	20:49.693									
8	1:59.528	31.240	42.252	46.036	118.5	25:17.115	8	<b>1:53.461</b>	<b>29.999</b>	40.045	43.417	124.8	22:43.154									
9	2:09.173	<b>31.001</b>	42.240	55.932	109.6	27:26.288	9	2:10.976	30.205	40.772	59.999	108.1	24:54.130									
10	2:05.643	35.613	43.655	46.375	112.7	29:31.931	10	2:14.006	38.388	47.072	48.546	105.7	27:08.136									
11	<b>1:58.502</b>	31.220	<b>42.235</b>	<b>45.047</b>	119.5	31:30.433	11	1:54.268	30.556	40.214	43.498	123.9	29:02.404									
12	3:54.294	38.788	58.133	2:17.373	60.4	35:24.727	12	1:54.685	30.617	40.624	43.444	123.5	30:57.089									
13	3:08.419			58.994	75.1	38:33.146	13	1:54.693	30.770	40.333	43.590	123.4	32:51.782									
<b>45</b>	<b>Clement ROUGE</b>	FRA																				
	TEAM C-RACER	MORIWAKI																				
1	2:20.552	57.662	40.256	42.634	100.7	2:20.552	1	5:10.673	3:22.295	56.325	52.053	45.6	5:10.673									
2	1:53.636	30.738	40.020	42.878	124.6	4:14.188																
<b>51</b>	<b>Tristan WALCH</b>	AUT																				
	ALARXA RACING TEAM	RMU MOTO																				
1	5:10.673	3:22.295	56.325	52.053	45.6	5:10.673																






### Premoto 3

## RFME Cto. España Velocidad Navarra 2017

### Entre. Cronometrado 2

Vuelta a vuelta

Vlt.	Tiempo	Sector 1	Sector 2	Sector 3	Km/h	T. Sesión	Vlt.	Tiempo	Sector 1	Sector 2	Sector 3	Km/h	T. Sesión		
2	2:07.150	34.464	45.906	46.780	111.4	7:17.823	<b>66</b> <b>Adrián HUERTAS DEL OLMO</b> ESP CUNA DE CAMPEONES MIR RACING	1	3:08.428	1:46.322	39.793	42.313	75.1	3:08.428	
3	10:17.036 <b>B</b>	32.277			22.9	17:34.858		2	1:49.411	28.578	39.025	41.808	129.4	4:57.839	
4	2:08.467	38.540	43.660	46.267	110.2	19:43.325		3	1:49.680	28.485	38.716	42.479	129.1	6:47.519	
5	2:00.917	32.302	42.982	45.633	117.1	21:44.242		4	1:49.419	28.792	38.618	42.009	129.4	8:36.938	
6	2:00.022	32.021	42.559	45.442	118.0	23:44.264		5	8:27.448 <b>B</b>	37.442	52.537	6:57.469	27.9	17:04.385	
7	1:59.948	31.814	42.557	45.577	118.0	25:44.212		6	2:11.243	37.292	46.690	47.261	107.9	19:15.628	
8	2:00.096	31.974	42.461	45.661	117.9	27:44.308		7	1:48.832	28.432	38.640	41.760	130.1	21:04.460	
9	2:00.280	32.061	42.512	45.707	117.7	29:44.588		8	1:50.562	28.520	40.069	41.973	128.1	22:55.022	
10	2:00.286	32.603	42.375	45.308	117.7	31:44.874		9	1:48.677	<b>28.273</b>	38.655	41.749	130.3	24:43.699	
11	1:59.339	31.911	42.124	45.304	118.6	33:44.213		10	<b>1:48.598</b>	28.469	38.534	41.595	130.4	26:32.297	
12	1:59.080	<b>31.616</b>	42.194	45.270	118.9	35:43.293		11	2:03.055	33.464	42.334	47.257	115.1	28:35.352	
13	<b>1:58.751</b>	31.634	<b>42.080</b>	<b>45.037</b>	119.2	37:42.044		12	1:59.660	28.635	45.245	45.780	118.3	30:35.012	
1	3:04.322	1:40.522	40.495	43.305	76.8	3:04.322		<b>53</b> <b>Brian David HART</b> GBR JEREZ ANDALUCIA MOTOR TALENT RC SPORT	13	1:49.206	28.713	38.521	41.972	129.7	32:24.218
2	<b>1:52.344</b>	29.628	39.837	<b>42.879</b>	126.0	4:56.666			14	1:48.713	28.644	38.491	<b>41.578</b>	130.2	34:12.931
3	1:52.704	29.955	39.658	43.091	125.6	6:49.370			15	1:49.288	28.684	38.704	41.900	129.6	36:02.219
1	2:33.072	1:08.867	41.011	43.194	92.5	2:33.072		<b>74</b> <b>Piotr BIESIEKIRSKI</b> POL EUVIC MOTOTEK MORIWAKI	16	1:48.657	28.459	<b>38.453</b>	41.745	130.3	37:50.876
2	1:52.414	29.332	40.124	42.958	126.0	4:25.486	1		5:04.710	3:31.531	48.037	45.142	46.5	5:04.710	
3	1:52.228	29.282	40.031	42.915	126.2	6:17.714	2		1:57.427	31.226	41.584	44.617	120.6	7:02.137	
4	1:51.939	<b>29.118</b>	39.811	43.010	126.5	8:09.653	3		10:11.692 <b>B</b>	31.126	<b>40.979</b>	8:59.587	23.1	17:13.828	
5	8:39.370 <b>B</b>	30.049	46.049	7:23.272	27.3	16:49.022	4		2:06.714	40.208	41.742	44.764	111.7	19:20.542	
6	2:05.708	38.092	42.084	45.532	112.6	18:54.730	5		2:07.565	31.601	43.418	52.546	111.0	21:28.107	
7	4:30.250 <b>B</b>	30.119	41.756	3:18.375	52.4	23:24.980	6		2:02.657	31.383	41.370	49.904	115.4	23:30.764	
8	1:59.061	35.571	40.455	43.035	118.9	25:24.041	7		1:56.969	31.359	41.347	44.263	121.0	25:27.733	
9	1:52.522	29.244	40.035	43.243	125.8	27:16.563	8		1:56.576	31.119	41.200	44.257	121.5	27:24.309	
10	1:51.977	29.303	39.744	42.930	126.4	29:08.540	9		1:56.548	31.232	41.239	<b>44.077</b>	121.5	29:20.857	
11	1:51.972	29.445	39.719	42.808	126.4	31:00.512	10		4:38.853 <b>B</b>	31.142	41.388	3:26.323	50.8	33:59.710	
12	2:25.600	35.731	53.549	56.320	97.2	33:26.112	11		2:18.530	37.510	55.767	45.253	102.2	36:18.240	
13	1:51.963	29.366	39.868	<b>42.729</b>	126.5	35:18.075	12		<b>1:56.530</b>	<b>31.014</b>	41.274	44.242	121.5	38:14.770	
14	<b>1:51.588</b>	29.281	<b>39.499</b>	42.808	126.9	37:09.663	<b>76</b> <b>Julian GIRAL ROMERO</b> ESP SCHOOL TEAM ESTRELLA GALICIA 0,0 BEON		1	2:43.993	1:05.814	39.795	58.384	86.3	2:43.993
15	1:51.719	29.176	39.811	42.732	126.7	39:01.382			2	1:51.339	29.305	39.381	42.653	127.2	4:35.332
1	2:36.111	1:11.570	41.020	43.521	90.7	2:36.111		3	1:55.673	32.289	39.524	43.860	122.4	6:31.005	
2	1:53.111	29.521	40.307	43.283	125.2	4:29.222		4	1:49.826	28.940	39.093	41.793	128.9	8:20.831	
3	<b>1:51.302</b>	<b>29.251</b>	<b>39.346</b>	<b>42.705</b>	127.2	6:20.524		5	9:24.531 <b>B</b>	30.043	45.795	8:08.693	25.1	17:45.361	
4	1:53.645	29.817	40.477	43.351	124.6	8:14.169		6	1:59.465	37.301	39.911	42.253	118.5	19:44.826	
5	8:26.724 <b>B</b>	29.407	39.814	7:17.503	27.9	16:40.892		7	1:50.743	29.440	39.252	42.051	127.9	21:35.569	
6	2:14.258	47.373	42.841	44.044	105.5	18:55.150		8	1:49.667	28.858	38.784	42.025	129.1	23:25.236	
7	1:53.087	29.843	39.965	43.279	125.2	20:48.237		9	1:50.234	28.894	38.924	42.416	128.4	25:15.470	
8	1:52.100	29.386	39.597	43.117	126.3	22:40.337		10	1:50.303	29.107	39.096	42.100	128.4	27:05.773	
9	2:35.632	29.498	1:17.368	48.766	91.0	25:15.969		11	2:38.566	37.659	1:15.609	45.298	89.3	29:44.339	
10	1:52.552	29.625	39.857	43.070	125.8	27:08.521		12	1:51.082	29.180	39.397	42.505	127.5	31:35.421	
11	1:53.011	29.887	39.854	43.270	125.3	29:01.532		13	1:50.459	29.249	38.950	42.260	128.2	33:25.880	
12	1:53.041	29.825	39.953	43.263	125.3	30:54.573		14	1:49.842	29.051	38.908	41.883	128.9	35:15.722	
13	2:47.279 <b>B</b>	38.082	53.982	1:15.215	84.6	33:41.852		15	<b>1:49.393</b>	29.014	<b>38.732</b>	<b>41.647</b>	129.4	37:05.115	
14	2:11.571	43.974	44.342	43.255	107.6	35:53.423	16	1:49.569	<b>28.665</b>	38.880	42.024	129.2	38:54.684		
15	1:58.958	29.869	44.692	44.397	119.0	37:52.381	<b>93</b> <b>Tom BERÇOT</b> FRA BLUMAQ HMA RACING BEON								



### Premoto 3

RFME Cto. España Velocidad Navarra 2017

Entre. Cronometrado 2


Vuelta a vuelta

Vlt.	Tiempo	Sector 1	Sector 2	Sector 3	Km/h	T. Sesión	Vlt.	Tiempo	Sector 1	Sector 2	Sector 3	Km/h	T. Sesión
1	2:33.351	1:08.719	41.364	43.268	92.3	2:33.351							
2	1:52.888	29.965	40.181	42.742	125.4	4:26.239							
3	1:51.656	29.130	39.699	42.827	126.8	6:17.895							
4	1:51.922	29.195	39.782	42.945	126.5	8:09.817							
5	11:34.164 B	29.963	46.261	...	20.4	19:43.980							
6	2:03.570	39.612	40.587	43.371	114.6	21:47.550							
7	1:53.473	29.896	40.475	43.102	124.8	23:41.023							
8	1:52.654	29.885	39.655	43.114	125.7	25:33.677							
9	1:54.876	29.929	39.986	44.961	123.3	27:28.553							
10	2:21.067 B	32.060	50.124	58.883	100.4	29:49.620							
11	2:03.829	35.343	44.086	44.400	114.3	31:53.449							
12	1:53.607	30.307	39.893	43.407	124.6	33:47.056							
13	2:02.241	37.961	40.904	43.376	115.8	35:49.297							
14	1:52.845	29.796	40.073	42.976	125.5	37:42.142							

Mejor Personal Mejor de la sesión B Cruzando la línea de meta por el pit lane.

96 Daniel HOLGADO MIRALLES								ESP
SCHOOL TEAM ESTRELLA GALICIA 0,0								BEON
1	2:32.748	1:09.194	40.320	43.234	92.7	2:32.748		
2	1:51.819	29.227	39.902	42.690	126.6	4:24.567		
3	1:51.342	29.118	39.659	42.565	127.2	6:15.909		
4	1:51.087	29.264	39.680	42.143	127.5	8:06.996		
5	9:41.117 B	29.424	43.583	8:28.110	24.4	17:48.112		
6	1:57.393	34.879	40.210	42.304	120.6	19:45.505		
7	1:50.621	29.069	39.489	42.063	128.0	21:36.126		
8	1:49.657	28.758	39.093	41.806	129.1	23:25.783		
9	1:50.130	28.623	39.036	42.471	128.6	25:15.913		
10	1:50.125	28.884	39.247	41.994	128.6	27:06.038		
11	1:51.953	29.332	40.310	42.311	126.5	28:57.991		
12	1:50.223	28.867	39.252	42.104	128.5	30:48.214		
13	1:52.371	29.332	39.552	43.487	126.0	32:40.585		
14	2:02.100	34.309	44.115	43.676	116.0	34:42.685		
15	1:50.310	28.945	39.155	42.210	128.4	36:32.995		
16	1:50.586	28.848	39.598	42.140	128.0	38:23.581		

99 Carlos TATAY VILA								ESP
MRW-ASPAR TEAM								BEON
1	2:19.697	57.155	39.903	42.639	101.4	2:19.697		
2	1:50.529	29.169	39.143	42.217	128.1	4:10.226		
3	1:51.336	29.295	39.333	42.708	127.2	6:01.562		
4	1:50.845	29.327	39.147	42.371	127.7	7:52.407		
5	8:55.453 B	29.987	40.075	7:45.391	26.4	16:47.859		
6	2:03.399	39.405	41.307	42.687	114.7	18:51.258		
7	1:51.192	29.456	39.408	42.328	127.3	20:42.450		
8	1:50.270	29.218	38.826	42.226	128.4	22:32.720		
9	1:49.937	29.165	38.722	42.050	128.8	24:22.657		
10	1:49.853	29.176	38.640	42.037	128.9	26:12.510		
11	1:49.963	29.283	38.623	42.057	128.8	28:02.473		
12	1:49.978	29.282	38.591	42.105	128.7	29:52.451		
13	2:50.776 B	29.699	39.963	1:41.114	82.9	32:43.227		
14	1:59.860	35.352	41.038	43.470	118.1	34:43.087		
15	1:51.043	29.046	39.243	42.754	127.5	36:34.130		
16	1:49.563	28.918	38.685	41.960	129.2	38:23.693		

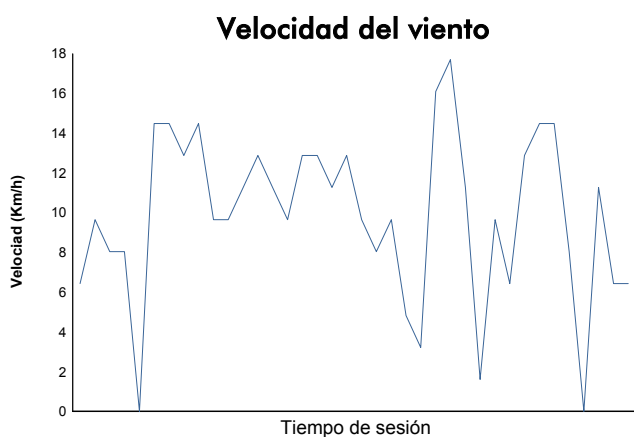
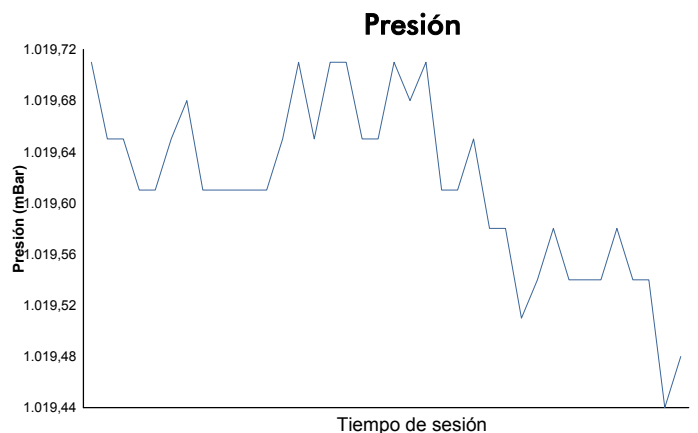
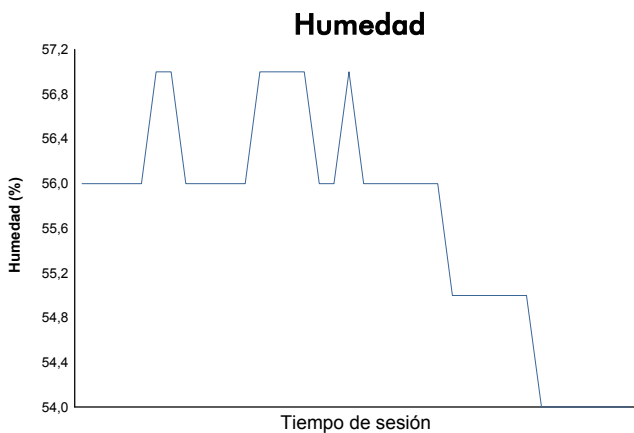
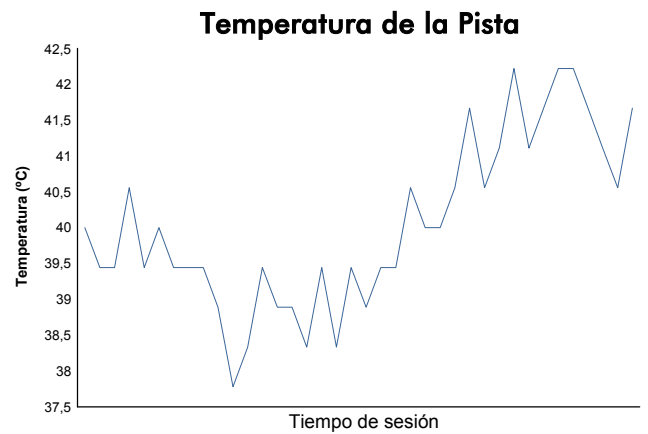
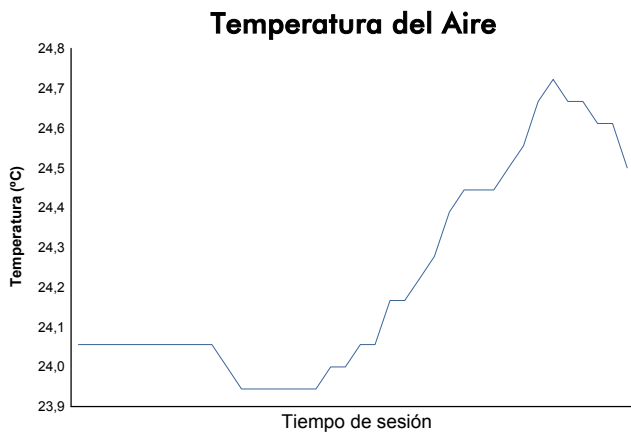


# RFME Cto. España Velocidad Navarra 2017

Premoto 3

Entre. Cronometrado 2

Informe meteorológico



Estado de la pista:

**SECO**