

CIRCUITO DE NAVARRA 3.933 m.

Premoto 3

CEV RFME Navarra 2017

Entre. Cronometrado 1

Clasificación Provisional

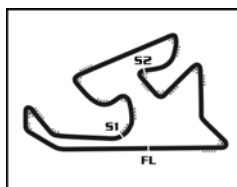
Nº	Piloto	Nac	Equipo	Moto	Neumaticos	Tiempo	Vlt.	Total	Dif.	Km/h	
1	66 Adrian HUERTAS DEL OLMO	ESP	CUNA DE CAMPEONES	MIR RACING	DUNLOP	Premo 1:48.803	13	14	-	130.1	
2	34 Pedro ACOSTA SANCHEZ	ESP	CUNA DE CAMPEONES	MIR RACING	DUNLOP	Premo 1:49.060	13	13	+0.257	129.8	
3	76 Julian GIRAL ROMERO	ESP	SCHOOL TEAM ESTRELLA GALICIA 0,0	BEON	DUNLOP	Premo 1:49.180	14	14	+0.377	129.7	
4	7 Barry BALTUS	BEL	AJO ACADEMY	BEON	DUNLOP	Premo 1:49.333	5	13	+0.530	129.5	
5	30 Lorenzo FELLON	FRA	AJO ACADEMY	BEON	DUNLOP	Premo 1:49.560	4	12	+0.757	129.2	
6	99 Carlos TATAY VILA	ESP	MRW-ASPAR TEAM	BEON	DUNLOP	Premo 1:49.786	12	14	+0.983	129.0	
7	35 Joshua BAUER	GER	SCHOOL TEAM ESTRELLA GALICIA 0,0	BEON	DUNLOP	Premo 1:50.145	14	14	+1.342	128.5	
8	11 Alex ESCRIG RECHE	ESP	MRW-ASPAR TEAM	BEON	DUNLOP	Premo 1:50.217	11	14	+1.414	128.5	
9	46 David SALVADOR GOMEZ	ESP	CUNA DE CAMPEONES	MIR RACING	DUNLOP	Premo 1:50.417	7	14	+1.614	128.2	
10	96 Daniel HOLSADO MIRALLES	ESP	SCHOOL TEAM ESTRELLA GALICIA 0,0	BEON	DUNLOP	Premo 1:50.513	12	14	+1.710	128.1	
11	31 Adrian FERNANDEZ GONZALEZ	ESP	AJO ACADEMY	BEON	DUNLOP	Premo 1:50.879	13	13	+2.076	127.7	
12	58 Iñigo IGLESIAS BRAVO	ESP	IMC TEAM	DUNLOP	Premo 1:50.973	5	15	+2.170	+0.094	127.6	
13	45 Clement ROUGE	FRA	TEAM C-RACER	MORIWAKI	DUNLOP	Premo 1:51.240	12	14	+2.437	+0.267	127.3
14	57 Kenny KOSKINEN	FIN	H43 TEAM NOBBY	BEON	DUNLOP	Premo 1:51.280	13	13	+2.477	+0.040	127.2
15	27 Nicolas CZYBA	GER	BLUMAQ HMA RACING	BEON	DUNLOP	Premo 1:51.656	4	13	+2.853	+0.376	126.8
16	24 Raul PEREZ ORNEDO	ESP	JEREZ ANDALUCIA MOTOR TALENT	RC SPORT	DUNLOP	Premo 1:52.118	11	12	+3.315	+0.462	126.3
17	93 Tom BERÇOT	FRA	BLUMAQ HMA RACING	BEON	DUNLOP	Premo 1:52.241	12	14	+3.438	+0.123	126.1
18	22 Alejandro CARRION MARTINEZ	ESP	BRIEFING COMPETICION	MORIWAKI	DUNLOP	Premo 1:52.573	11	15	+3.770	+0.332	125.8
19	53 Brian David HART	GBR	JEREZ ANDALUCIA MOTOR TALENT	RC SPORT	DUNLOP	Premo 1:53.067	4	12	+4.264	+0.494	125.2
20	50 Ondrej VOSTATEK	CZE	ETG RACING	BEON	DUNLOP	Premo 1:53.133	12	12	+4.330	+0.066	125.2
21	12 Borja GOMEZ RUS	ESP	BRIEFING COMPETICION	MIR RACING	DUNLOP	Premo 1:53.435	6	9	+4.632	+0.302	124.8
22	18 Miguel MARTIN MARCO	ESP	IGAXTEAM	BEON	DUNLOP	Premo 1:53.628	4	14	+4.825	+0.193	124.6
23	14 Maria BELLOT BERNABE	ESP	GASSS-SCHOOL COMPETICION	BEON	DUNLOP	Premo 1:53.713	5	14	+4.910	+0.085	124.5
24	25 Luis M. VERDUGO DE LA TORRE	ESP			DUNLOP	Premo 1:54.036	10	13	+5.233	+0.323	124.2
25	74 Piotr BIESIEKIRSKI	POL	EUVIC MOTOTEK	MORIWAKI	DUNLOP	Premo 1:56.058	11	12	+7.255	+2.022	122.0
26	23 Jordi RAPOSEIRAS BERENQUERAS	AND		MIR RACING	DUNLOP	Premo 1:57.362	15	15	+8.559	+1.304	120.6
27	4 Kiko MARIA	POR	MOTOR LOVERS	BEON	DUNLOP	Premo 1:59.528	10	13	+10.725	+2.166	118.5
28	51 Tristan WALCH	AUT	ALARXA RACING TEAM	RMU MOTO	DUNLOP	Premo 2:00.389	11	14	+11.586	+0.861	117.6
29	37 Mauro GONZALEZ ROJAS	ESP	GECE MOTORSPORT	EME	DUNLOP	Premo 2:02.631	10	12	+13.828	+2.242	115.5

Vuelta Rápida	Vlt. 13	Adrian HUERTAS DEL OLMO	1:48.803	130.1 Kph
----------------------	---------	-------------------------	----------	-----------

Hora de publicación:

Estado de la pista: **SECO**

Director de carrera:	Cronometrador:
----------------------	----------------



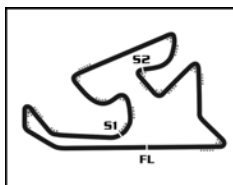
Premoto 3

CEV RFME Navarra 2017

Entre. Cronometrado 1

CIRCUITO DE NAVARRA 3.933 m. Mejores tiempos de sector

SECTOR 1			SECTOR 2			SECTOR 3			Pos	Piloto	Vuelta Ideal	Mejor Vuelta
Pos	Piloto	Tiempo	Piloto	Tiempo	Piloto	Tiempo	Pos	Piloto				
1	66 A.HUERTAS DEL OLMO	28.240	66 A.HUERTAS DEL OLMO	38.485	66 A.HUERTAS DEL OLMO	41.632	1	66 A.HUERTAS DEL OLMO	1:48.357	1:48.803	(1)	
2	34 P.ACOSTA SANCHEZ	28.396	7 B.BALTUS	38.559	76 J.GIRAL ROMERO	41.734	2	34 P.ACOSTA SANCHEZ	1:48.962	1:49.060	(2)	
3	7 B.BALTUS	28.425	34 P.ACOSTA SANCHEZ	38.575	99 C.TATAY VILA	41.960	3	76 J.GIRAL ROMERO	1:49.028	1:49.180	(3)	
4	30 L.FELLON	28.543	99 C.TATAY VILA	38.645	30 L.FELLON	41.962	4	7 B.BALTUS	1:49.069	1:49.333	(4)	
5	76 J.GIRAL ROMERO	28.624	76 J.GIRAL ROMERO	38.670	34 P.ACOSTA SANCHEZ	41.991	5	30 L.FELLON	1:49.464	1:49.560	(5)	
6	46 D.SALVADOR GOMEZ	28.705	35 J.BAUER	38.943	7 B.BALTUS	42.085	6	99 C.TATAY VILA	1:49.563	1:49.786	(6)	
7	35 J.BAUER	28.756	30 L.FELLON	38.959	35 J.BAUER	42.098	7	35 J.BAUER	1:49.797	1:50.145	(7)	
8	96 D.HOLGADO MIRALLES	28.766	11 A.ESCRIG RECHE	38.976	46 D.SALVADOR GOMEZ	42.222	8	11 A.ESCRIG RECHE	1:50.064	1:50.217	(8)	
9	45 C.ROUGE	28.822	46 D.SALVADOR GOMEZ	39.186	11 A.ESCRIG RECHE	42.237	9	46 D.SALVADOR GOMEZ	1:50.113	1:50.417	(9)	
10	11 A.ESCRIG RECHE	28.851	31 A.FERNANDEZ GONZALEZ	39.187	31 A.FERNANDEZ GONZALEZ	42.336	10	96 D.HOLGADO MIRALLES	1:50.348	1:50.513	(10)	
11	58 I.IGLESIAS BRAVO	28.901	96 D.HOLGADO MIRALLES	39.198	96 D.HOLGADO MIRALLES	42.384	11	31 A.FERNANDEZ GONZALEZ	1:50.622	1:50.879	(11)	
12	99 C.TATAY VILA	28.958	58 I.IGLESIAS BRAVO	39.341	27 N.CZYBA	42.572	12	58 I.IGLESIAS BRAVO	1:50.934	1:50.973	(12)	
13	57 K.KOSKINEN	28.980	57 K.KOSKINEN	39.486	45 C.ROUGE	42.657	13	45 C.ROUGE	1:51.035	1:51.240	(13)	
14	31 A.FERNANDEZ GONZALEZ	29.099	27 N.CZYBA	39.536	58 I.IGLESIAS BRAVO	42.692	14	57 K.KOSKINEN	1:51.178	1:51.280	(14)	
15	27 N.CZYBA	29.173	45 C.ROUGE	39.556	57 K.KOSKINEN	42.712	15	27 N.CZYBA	1:51.281	1:51.656	(15)	
16	22 A.CARRION MARTINEZ	29.369	24 R.PEREZ ORNEDO	39.693	24 R.PEREZ ORNEDO	42.749	16	24 R.PEREZ ORNEDO	1:52.017	1:52.118	(16)	
17	12 B.GOMEZ RUS	29.369	93 T.BERÇOT	39.791	22 A.CARRION MARTINEZ	42.997	17	93 T.BERÇOT	1:52.160	1:52.241	(17)	
18	93 T.BERÇOT	29.371	53 B.HART	39.805	93 T.BERÇOT	42.998	18	22 A.CARRION MARTINEZ	1:52.375	1:52.573	(18)	
19	14 M.BELLOT BERNABE	29.548	18 M.MARTIN MARCO	39.989	50 O.VOSTATEK	43.090	19	53 B.HART	1:52.661	1:53.067	(19)	
20	24 R.PEREZ ORNEDO	29.575	22 A.CARRION MARTINEZ	40.009	53 B.HART	43.208	20	12 B.GOMEZ RUS	1:52.766	1:53.435	(20)	
21	53 B.HART	29.648	50 O.VOSTATEK	40.028	12 B.GOMEZ RUS	43.275	21	50 O.VOSTATEK	1:53.133	1:53.133	(20)	
22	18 M.MARTIN MARCO	29.826	12 B.GOMEZ RUS	40.122	18 M.MARTIN MARCO	43.391	22	18 M.MARTIN MARCO	1:53.206	1:53.628	(22)	
23	50 O.VOSTATEK	30.015	14 M.BELLOT BERNABE	40.400	25 L.VERDUGO DE LA TORRE	43.425	23	14 M.BELLOT BERNABE	1:53.389	1:53.713	(23)	
24	25 L.VERDUGO DE LA TORRE	30.150	25 L.VERDUGO DE LA TORRE	40.449	14 M.BELLOT BERNABE	43.441	24	25 L.VERDUGO DE LA TORRE	1:54.024	1:54.036	(24)	
25	23 J.RAPOSEIRAS BERENGUERAS	30.467	74 P.BIESIEKIRSKI	40.715	74 P.BIESIEKIRSKI	44.188	25	74 P.BIESIEKIRSKI	1:55.711	1:56.058	(25)	
26	74 P.BIESIEKIRSKI	30.808	23 J.RAPOSEIRAS BERENGUERAS	42.184	23 J.RAPOSEIRAS BERENGUERAS	44.516	26	23 J.RAPOSEIRAS BERENGUERAS	1:57.167	1:57.362	(26)	
27	4 K.MARIA	31.170	51 T.WALCH	42.687	4 K.MARIA	45.452	27	4 K.MARIA	1:59.528	1:59.528	(27)	
28	51 T.WALCH	31.748	4 K.MARIA	42.906	51 T.WALCH	45.764	28	51 T.WALCH	2:00.199	2:00.389	(28)	
29	37 M.GONZALEZ ROJAS	31.972	37 M.GONZALEZ ROJAS	44.101	37 M.GONZALEZ ROJAS	46.407	29	37 M.GONZALEZ ROJAS	2:02.480	2:02.631	(29)	



CIRCUITO DE NAVARRA 3.933 m.

Premoto 3

CEV RFME Navarra 2017

Después de Entre. Cronometrado 1

Velocidad máxima del evento

Piloto	Equipo	Moto	V. Max	Vlt.	Sesión
66 Adrian HUERTAS DEL OLMO	CUNA DE CAMPEONES	MIR RACING	Premoto3 128,3	3	Entre. Cronometrado 1
30 Lorenzo FELLON	AJO ACADEMY	BEON	Premoto3 127,0	5	Entre. Cronometrado 1
7 Barry BALTUS	AJO ACADEMY	BEON	Premoto3 126,6	3	Entre. Cronometrado 1
58 Iñigo IGLESIAS BRAVO	IMC TEAM		Premoto3 126,1	3	Entre. Cronometrado 1
34 Pedro ACOSTA SANCHEZ	CUNA DE CAMPEONES	MIR RACING	Premoto3 125,9	4	Entre. Cronometrado 1
96 Daniel HOLSADO MIRALLES	SCHOOL TEAM ESTRELLA GALICIA 0,0	BEON	Premoto3 125,9	12	Entre. Cronometrado 1
11 Alex ESCRIG RECHE	MRW-ASPAR TEAM	BEON	Premoto3 125,6	5	Entre. Cronometrado 1
22 Alejandro CARRION MARTINEZ	BRIEFING COMPETICION	MORIWAKI	Premoto3 125,2	13	Entre. Cronometrado 1
35 Joshua BAUER	SCHOOL TEAM ESTRELLA GALICIA 0,0	BEON	Premoto3 125,2	3	Entre. Cronometrado 1
46 David SALVADOR GOMEZ	CUNA DE CAMPEONES	MIR RACING	Premoto3 125,2	14	Entre. Cronometrado 1
76 Julian GIRAL ROMERO	SCHOOL TEAM ESTRELLA GALICIA 0,0	BEON	Premoto3 124,9	14	Entre. Cronometrado 1
31 Adrian FERNANDEZ GONZALEZ	AJO ACADEMY	BEON	Premoto3 124,2	7	Entre. Cronometrado 1
14 Maria BELLOT BERNABE	GASSS-SCHOOL COMPETICION	BEON	Premoto3 124,0	12	Entre. Cronometrado 1
57 Kenny KOSKINEN	H43 TEAM NOBBY	BEON	Premoto3 123,8	4	Entre. Cronometrado 1
12 Borja GOMEZ RUS	BRIEFING COMPETICION	MIR RACING	Premoto3 123,3	4	Entre. Cronometrado 1
93 Tom BERÇOT	BLUMAQ HMA RACING	BEON	Premoto3 123,3	12	Entre. Cronometrado 1
45 Clement ROUGE	TEAM C-RACER	MORIWAKI	Premoto3 123,1	5	Entre. Cronometrado 1
23 Jordi RAPOSEIRAS BERENGUERAS		MIR RACING	Premoto3 122,6	13	Entre. Cronometrado 1
27 Nicolas CZYBA	BLUMAQ HMA RACING	BEON	Premoto3 122,2	5	Entre. Cronometrado 1
4 Kiko MARIA	MOTOR LOVERS	BEON	Premoto3 121,3	4	Entre. Cronometrado 1
99 Carlos TATAY VILA	MRW-ASPAR TEAM	BEON	Premoto3 121,3	3	Entre. Cronometrado 1
18 Miguel MARTIN MARCO	IGAXTEAM	BEON	Premoto3 120,0	3	Entre. Cronometrado 1
37 Mauro GONZALEZ ROJAS	GECI MOTORSPORT	EME	Premoto3 119,6	10	Entre. Cronometrado 1
24 Raul PEREZ ORNEDO	JEREZ ANDALUCIA MOTOR TALENT	RC SPORT	Premoto3 119,1	6	Entre. Cronometrado 1
50 Ondrej VOSTATEK	ETG RACING	BEON	Premoto3 118,5	12	Entre. Cronometrado 1
53 Brian David HART	JEREZ ANDALUCIA MOTOR TALENT	RC SPORT	Premoto3 118,3	8	Entre. Cronometrado 1
25 Luis M. VERDUGO DE LA TORRE			Premoto3 116,3	4	Entre. Cronometrado 1
74 Piotr BIESIEKIRSKI	EUVIC MOTOTEK	MORIWAKI	Premoto3 116,3	11	Entre. Cronometrado 1
51 Tristan WALCH	ALARXA RACING TEAM	RMU MOTO	Premoto3 115,7	3	Entre. Cronometrado 1




CIRCUITO DE NAVARRA 3.933 m.

Premoto 3

CEV RFME Navarra 2017
Entre. Cronometrado 1

Secuencia de vueltas rápidas

Tiempo de sesión	Piloto	Equipo	Moto	Neumaticos	Tiempo	km/h	Vlt.
4:08.825	12 Borja GOMEZ RUS	BRIEFING COMPETICION	MIR RACING	DUNLOP Pren	1:56.507	121.5	2
4:09.164	45 Clement ROUGE	TEAM C-RACER	MORIWAKI	DUNLOP Pren	1:53.503	124.7	2
4:51.790	76 Julian GIRAL ROMERO	SCHOOL TEAM ESTRELLA GALICIA 0,0	BEON	DUNLOP Pren	1:52.077	126.3	2
5:00.649	99 Carlos TATAY VILA	MRW-ASPAR TEAM	BEON	DUNLOP Pren	1:51.971	126.5	2
6:23.744	34 Pedro ACOSTA SANCHEZ	CUNA DE CAMPEONES	MIR RACING	DUNLOP Pren	1:50.911	127.7	2
6:31.813	30 Lorenzo FELLON	AJO ACADEMY	BEON	DUNLOP Pren	1:50.747	127.8	2
6:32.022	7 Barry BALTUS	AJO ACADEMY	BEON	DUNLOP Pren	1:50.326	128.3	2
8:13.666	34 Pedro ACOSTA SANCHEZ	CUNA DE CAMPEONES	MIR RACING	DUNLOP Pren	1:49.922	128.8	3
8:14.457	66 Adrian HUERTAS DEL OLMO	CUNA DE CAMPEONES	MIR RACING	DUNLOP Pren	1:49.277	129.6	3
14:14.445	66 Adrian HUERTAS DEL OLMO	CUNA DE CAMPEONES	MIR RACING	DUNLOP Pren	1:49.127	129.7	6
17:55.894	66 Adrian HUERTAS DEL OLMO	CUNA DE CAMPEONES	MIR RACING	DUNLOP Pren	1:49.049	129.8	8
28:53.238	66 Adrian HUERTAS DEL OLMO	CUNA DE CAMPEONES	MIR RACING	DUNLOP Pren	1:48.803	130.1	13



Premoto 3


CEV RFME Navarra 2017

Entre. Cronometrado 1

Vuelta a vuelta

Mejor Personal Mejor de la sesión B Cruzando la línea de meta por el pit lane.

Vlt.	Tiempo	Sector 1	Sector 2	Sector 3	Km/h	T. Sesión	Vlt.	Tiempo	Sector 1	Sector 2	Sector 3	Km/h	T. Sesión
4	Kiko MARIA					POR	5	1:53.654	29.814	40.541	43.299	124.6	9:49.712
	MOTOR LOVERS					BEON	6	1:53.435	29.369	40.387	43.679	124.8	11:43.147
1	4:13.597	2:30.838	51.631	51.128	55.8	4:13.597	7	1:54.213	30.080	40.403	43.730	124.0	13:37.360
2	2:09.443	34.455	46.459	48.529	109.4	6:23.040	8	1:53.886	29.961	40.506	43.419	124.3	15:31.246
3	2:03.865	32.822	44.297	46.746	114.3	8:26.905	9	3:56.794 B			2:32.970	59.8	19:28.040
4	2:02.124	31.633	43.853	46.638	115.9	10:29.029							
5	2:01.818	31.621	43.992	46.205	116.2	12:30.847							
6	2:01.478	32.182	43.521	45.775	116.6	14:32.325							
7	2:00.474	31.508	42.950	46.016	117.5	16:32.799							
8	2:00.038	31.475	42.961	45.602	118.0	18:32.837							
9	2:00.058	31.251	42.981	45.826	117.9	20:32.895							
10	1:59.528	31.170	42.906	45.452	118.5	22:32.423							
11	2:00.881	31.314	43.532	46.035	117.1	24:33.304							
12	4:05.378 B	32.572	49.407	2:43.399	57.7	28:38.682							
13	2:28.401	51.611	46.008	50.782	95.4	31:07.083							
7	Barry BALTUS					BEL							
	AJO ACADEMY					BEON	14	Maria BELLOT BERNABE					ESP
1	4:41.696	3:08.555	48.727	44.414	50.3	4:41.696		GASSS-SCHOOL COMPETICION					BEON
2	1:50.326	28.809	39.142	42.375	128.3	6:32.022	1	2:39.122	1:12.518	41.932	44.672	89.0	2:39.122
3	1:50.124	28.948	38.950	42.226	128.6	8:22.146	2	1:57.061	30.494	41.889	44.678	121.0	4:36.183
4	1:50.376	28.677	39.464	42.235	128.3	10:12.522	3	1:54.736	29.946	41.010	43.780	123.4	6:30.919
5	1:49.333	28.689	38.559	42.085	129.5	12:01.855	4	1:55.409	30.074	40.950	44.385	122.7	8:26.328
6	6:48.502 B	29.897	41.518	5:37.087	34.7	18:50.357	5	1:53.713	29.842	40.430	43.441	124.5	10:20.041
7	1:58.777	35.048	39.584	44.145	119.2	20:49.134	6	1:54.581	30.189	40.577	43.815	123.6	12:14.622
8	1:49.912	28.708	38.733	42.471	128.8	22:39.046	7	1:54.244	30.094	40.400	43.750	123.9	14:08.866
9	1:51.302	28.503	40.054	42.745	127.2	24:30.348	8	4:32.942 B	30.492	48.113	3:14.337	51.9	18:41.808
10	1:49.439	28.600	38.609	42.230	129.4	26:19.787	9	2:00.058	35.278	40.860	43.920	117.9	20:41.866
11	1:49.477	28.425	38.951	42.101	129.3	28:09.264	10	1:54.995	30.025	41.226	43.744	123.1	22:36.861
12	1:49.540	28.601	38.618	42.321	129.3	29:58.804	11	1:56.340	29.907	41.960	44.473	121.7	24:33.201
13	1:49.642	28.687	38.587	42.368	129.1	31:48.446	12	1:53.856	29.548	40.769	43.539	124.4	26:27.057
11	Alex ESCRIG RECHE					ESP	13	1:54.259	29.749	40.760	43.750	123.9	28:21.316
	MRW-ASPAR TEAM					BEON	14	1:53.956	29.802	40.497	43.657	124.2	30:15.272
1	2:41.726	1:16.371	41.478	43.877	87.5	2:41.726							
2	1:53.929	29.324	40.716	43.889	124.3	4:35.655							
3	1:51.478	29.011	39.733	42.734	127.0	6:27.133							
4	1:51.043	29.043	39.608	42.392	127.5	8:18.176							
5	1:53.218	29.123	39.952	44.143	125.1	10:11.394							
6	1:54.022	31.680	39.541	42.801	124.2	12:05.416							
7	5:59.362 B	28.904	42.313	4:48.145	39.4	18:04.778							
8	1:59.589	36.346	40.527	42.716	118.4	20:04.367							
9	1:50.538	29.180	38.976	42.382	128.1	21:54.905							
10	1:50.511	28.851	39.160	42.500	128.1	23:45.416							
11	1:50.217	28.927	39.053	42.237	128.5	25:35.633							
12	1:50.442	28.918	39.078	42.446	128.2	27:26.075							
13	1:50.472	28.979	39.093	42.400	128.2	29:16.547							
14	1:50.668	28.961	39.022	42.685	127.9	31:07.215							
12	Borja GOMEZ RUS					ESP							
	BRIEFING COMPETICION					MIR RACING	22	Alejandro CARRION MARTINEZ					ESP
1	2:12.318	43.251	42.679	46.388	107.0	2:12.318		BRIEFING COMPETICION					MORIWAKI
2	1:56.507	30.466	41.367	44.674	121.5	4:08.825	1	2:17.221	52.003	41.145	44.073	103.2	2:17.221
3	1:53.749	30.352	40.122	43.275	124.5	6:02.574	2	1:55.006	30.334	40.764	43.908	123.1	4:12.227
4	1:53.484	29.711	40.354	43.419	124.8	7:56.058	3	1:53.808	30.027	40.530	43.251	124.4	6:06.035




Premoto 3

CEV RFME Navarra 2017

Entre. Cronometrado 1

Vuelta a vuelta

Mejor Personal							Mejor de la sesión							B Cruzando la línea de meta por el pit lane.																																																																												
Vlt.	Tiempo	Sector 1	Sector 2	Sector 3	Km/h	T. Sesión	Vlt.	Tiempo	Sector 1	Sector 2	Sector 3	Km/h	T. Sesión	Vlt.	Tiempo	Sector 1	Sector 2	Sector 3	Km/h	T. Sesión																																																																						
23 Jordi RAPOSEIRAS BERENGUERAS AND																																																																																										
MIR RACING																																																																																										
1	2:32.736	54.362	49.877	48.497	92.7	2:32.736	4	1:51.656	29.214	39.682	42.760	126.8	10:04.294	5	1:56.128	29.825	41.822	44.481	121.9	12:00.422	6	4:59.029 B	31.264	40.954	3:46.811	47.3	16:59.451	7	2:00.512	36.807	40.651	43.054	117.5	18:59.963	8	1:51.998	29.422	39.693	42.883	126.4	20:51.961	9	1:51.674	29.292	39.558	42.824	126.8	22:43.635	10	1:56.947	30.819	42.805	43.323	121.1	24:40.582	11	1:52.058	29.481	40.005	42.572	126.4	26:32.640	12	2:04.205	40.272	41.035	42.898	114.0	28:36.845	13	1:52.210	29.302	39.536	43.372	126.2	30:29.055														
30 Lorenzo FELLON FRA																																																																																										
AJO ACADEMY BEON																																																																																										
1	4:41.066	3:08.361	48.654	44.051	50.4	4:41.066	2	1:50.747	28.980	39.433	42.334	127.8	6:31.813	3	1:51.695	29.403	39.502	42.790	126.8	8:23.508	4	1:49.560	28.543	39.055	41.962	129.2	10:13.068	5	1:49.684	28.658	38.959	42.067	129.1	12:02.752	6	6:48.045 B	29.357	40.907	5:37.781	34.7	18:50.797	7	1:56.943	34.899	39.666	42.378	121.1	20:47.740	8	1:49.795	28.716	38.992	42.087	129.0	22:37.535	9	1:51.384	29.375	39.764	42.245	127.1	24:28.919	10	1:49.772	28.782	39.004	41.986	129.0	26:18.691	11	1:50.893	29.266	39.582	42.045	127.7	28:09.584	12	1:50.795	28.763	39.441	42.591	127.8	30:00.379							
31 Adrian FERNANDEZ GONZALEZ ESP																																																																																										
AJO ACADEMY BEON																																																																																										
1	4:56.526	3:32.353	40.620	43.553	47.7	4:56.526	2	1:51.499	29.186	39.694	42.619	127.0	6:48.025	3	1:51.622	29.255	39.685	42.682	126.8	8:39.647	4	1:51.518	29.132	39.454	42.932	127.0	10:31.165	5	1:52.577	30.128	39.972	42.477	125.8	12:23.742	6	1:51.608	29.099	40.153	42.356	126.9	14:15.350	7	1:51.199	29.547	39.316	42.336	127.3	16:06.549	8	5:56.099 B	29.437	40.007	4:46.655	39.8	22:02.648	9	2:02.396	38.858	40.566	42.972	115.7	24:05.044	10	1:51.359	29.240	39.527	42.592	127.1	25:56.403	11	1:51.703	29.287	39.686	42.730	126.8	27:48.106	12	1:52.056	29.765	39.633	42.658	126.4	29:40.162	13	1:50.879	29.225	39.187	42.467	127.7	31:31.041
34 Pedro ACOSTA SANCHEZ ESP																																																																																										
CUNA DE CAMPEONES MIR RACING																																																																																										
1	4:32.833	3:00.830	45.831	46.172	51.9	4:32.833	2	1:50.911	28.833	39.472	42.606	127.7	6:23.744	3	1:49.922	28.903	39.028	41.991	128.8	8:13.666	4	2:14.125 B	28.685	41.594	1:03.846	105.6	10:27.791	5	1:56.702	35.575	38.918	42.209	121.3	12:24.493	6	1:50.531	28.522	39.734	42.275	128.1	14:15.024	7	1:49.207	28.404	38.756	42.047	129.7	16:04.231	8	1:52.043	30.850	39.058	42.135	126.4	17:56.274	9	1:53.831	28.733	39.814	45.284	124.4	19:50.105	10	3:22.853 B	29.233	39.151	2:14.469	69.8	23:12.958	11	2:00.084	35.899	40.667	43.518	117.9	25:13.042	12	1:49.172	28.408	38.697	42.067	129.7	27:02.214							
24 Raul PEREZ ORNEDO ESP																																																																																										
JEREZ ANDALUCIA MOTOR TALENT RC SPORT																																																																																										
1	3:13.403	1:47.808	41.620	43.975	73.2	3:13.403	2	1:53.799	29.873	40.489	43.437	124.4	5:07.202	3	1:53.046	29.790	39.992	43.264	125.2	7:00.248	4	1:52.812	29.920	39.748	43.144	125.5	8:53.060	5	1:52.412	29.575	40.051	42.786	126.0	10:45.472	6	3:04.086	40.693	1:14.630	1:08.763	76.9	13:49.558	7	1:52.798	29.863	39.791	43.144	125.5	15:42.356	8	6:47.658 B	29.773	41.143	5:36.742	34.7	22:30.014	9	2:01.877	35.880	41.814	44.183	116.2	24:31.891	10	1:52.540	29.696	40.055	42.789	125.8	26:24.431	11	1:52.118	29.623	39.746	42.749	126.3	28:16.549	12	1:52.930	29.812	39.693	43.425	125.4	30:09.479							
25 Luis M. VERDUGO DE LA TORRE ESP																																																																																										
1	3:43.688	2:10.758	44.621	48.309	63.3	3:43.688	2	2:55.840 B	33.338	43.465	1:39.037	80.5	6:39.528	3	2:05.999	39.294	42.003	44.702	112.4	8:45.527	4	1:57.263	30.500	41.486	45.277	120.7	10:42.790	5	1:56.178	30.595	40.989	44.594	121.9	12:38.968	6	1:54.992	30.334	40.667	43.991	123.1	14:33.960	7	1:57.217	30.348	42.457	44.412	120.8	16:31.177	8	1:54.872	30.499	40.707	43.666	123.3	18:26.049	9	1:54.667	30.150	40.554	43.963	123.5	20:20.716	10	1:54.036	30.162	40.449	43.425	124.2	22:14.752	11	4:05.771 B	32.140	43.591	2:50.040	57.6	26:20.523	12	2:08.826	41.625	42.918	44.283	109.9	28:29.349	13	1:54.861	30.187	40.518	44.156	123.3	30:24.210
27 Nicolas CZYBA GER																																																																																										
BLUMAQ HMA RACING BEON																																																																																										
1	4:27.196	2:57.079	45.697	44.420	53.0	4:27.196	2	1:53.361	29.652	40.323	43.386	124.9	6:20.557	3	1:52.081	29.173	40.013	42.895	126.3	8:12.638																																																																						




Premoto 3

CEV RFME Navarra 2017

Entre. Cronometrado 1

Vuelta a vuelta

Vlt.	Tiempo	Sector 1	Sector 2	Sector 3	Km/h	T. Sesión	Vlt.	Tiempo	Sector 1	Sector 2	Sector 3	Km/h	T. Sesión
35	Joshua BAUER GER SCHOOL TEAM ESTRELLA GALICIA 0,0 BEON						13	1:49.060	28.396	38.575	42.089	129.8	28:51.274
1	2:38.303	1:14.572	40.247	43.484	89.4	2:38.303							
2	1:55.271	31.628	40.363	43.280	122.8	4:33.574							
3	1:50.974	29.205	39.528	42.241	127.6	6:24.548							
4	1:50.843	29.059	39.415	42.369	127.7	8:15.391							
5	1:52.495	30.229	39.454	42.812	125.9	10:07.886							
6	1:51.765	28.882	39.424	43.459	126.7	11:59.651							
7	4:59.620	31.930	40.521	3:47.169	47.3	16:59.271							
8	2:08.325	40.551	41.891	45.883	110.3	19:07.596							
9	1:50.609	29.234	39.172	42.203	128.0	20:58.205							
10	1:52.388	29.381	40.268	42.739	126.0	22:50.593							
11	1:50.458	28.843	39.151	42.464	128.2	24:41.051							
12	1:50.834	28.955	39.458	42.421	127.7	26:31.885							
13	1:50.189	29.047	39.044	42.098	128.5	28:22.074							
14	1:50.145	28.756	38.943	42.446	128.5	30:12.219							
37	Mauro GONZALEZ ROJAS ESP GECI MOTORSPORT EME						1	3:35.318	1:55.067	49.630	50.621	65.8	3:35.318
2	2:08.158	33.610	45.965	48.583	110.5	5:43.476							
3	2:14.502	33.023	51.302	50.177	105.3	7:57.978							
4	2:04.728	32.254	45.000	47.474	113.5	10:02.706							
5	2:40.693			1:08.742	88.1	12:43.399							
6	2:03.988	32.339	44.299	47.350	114.2	14:47.387							
7	4:53.694	32.097	59.430	3:22.167	48.2	19:41.081							
8	2:22.660	46.451	48.324	47.885	99.2	22:03.741							
9	2:04.833	32.313	44.101	48.419	113.4	24:08.574							
10	2:02.631	31.972	44.252	46.407	115.5	26:11.205							
11	2:50.328			59.621	83.1	29:01.533							
12	2:20.761	47.401	46.188	47.172	100.6	31:22.294							
45	Clement ROUGE FRA TEAM C-RACER MORIWAKI						1	2:15.661	51.368	40.867	43.426	104.4	2:15.661
2	1:53.503	29.716	40.333	43.454	124.7	4:09.164							
3	1:52.446	29.681	39.805	42.960	125.9	6:01.610							
4	2:15.397	39.939	52.201	43.257	104.6	8:17.007							
5	1:51.295	29.040	39.556	42.699	127.2	10:08.302							
6	1:52.129	28.988	39.783	43.358	126.3	12:00.431							
7	4:20.049	30.951	43.642	3:05.456	54.4	16:20.480							
8	2:34.012	45.757	1:02.716	45.539	91.9	18:54.492							
9	1:54.792	31.803	39.947	43.042	123.3	20:49.284							
10	1:51.412	29.058	39.691	42.663	127.1	22:40.696							
11	1:51.966	29.083	39.734	43.149	126.5	24:32.662							
12	1:51.240	28.822	39.761	42.657	127.3	26:23.902							
13	1:51.828	29.299	39.792	42.737	126.6	28:15.730							
14	1:51.985	29.239	39.707	43.039	126.4	30:07.715							
46	David SALVADOR GOMEZ ESP CUNA DE CAMPEONES MIR RACING						1	4:33.360	3:07.878	41.990	43.492	51.8	4:33.360
2	1:51.751	29.281	39.991	42.479	126.7	6:25.111							
3	1:51.545	28.879	40.024	42.642	126.9	8:16.656							
50	Ondrej VOSTATEK CZE ETG RACING BEON						4	2:08.928	29.058	39.679	1:00.191	109.8	10:25.584
5	1:57.779	35.139	39.901	42.739	120.2	12:23.363							
6	1:51.558	29.084	39.855	42.619	126.9	14:14.921							
7	1:50.417	29.009	39.186	42.222	128.2	16:05.338							
8	1:53.692	31.760	39.570	42.362	124.5	17:59.030							
9	1:50.729	29.092	39.204	42.433	127.9	19:49.759							
10	3:25.433	32.455	39.625	2:13.353	68.9	23:15.192							
11	1:58.049	34.313	40.422	43.314	119.9	25:13.241							
12	1:51.530	29.197	39.780	42.553	127.0	27:04.771							
13	1:50.469	28.705	39.403	42.361	128.2	28:55.240							
14	1:51.975	29.448	39.888	42.639	126.4	30:47.215							
51	Tristan WALCH AUT ALARXA RACING TEAM RMU MOTO						1	3:43.545	2:07.954	46.819	48.772	63.3	3:43.545
2	2:05.541	33.325	44.906	47.310	112.8	5:49.086							
3	2:03.275	32.199	44.160	46.916	114.9	7:52.361							
4	2:03.766	32.664	44.384	46.718	114.4	9:56.127							
5	2:02.712	32.195	43.806	46.711	115.4	11:58.839							
6	2:02.741	33.099	43.276	46.366	115.4	14:01.580							
7	2:01.549	32.158	43.180	46.211	116.5	16:03.129							
8	3:35.245	32.688	43.900	2:18.657	65.8	19:38.374							
9	2:07.303	36.849	43.651	46.803	111.2	21:45.677							
10	2:00.849	31.821	42.890	46.138	117.2	23:46.526							
11	2:00.389	31.822	42.803	45.764	117.6	25:46.915							
12	2:00.496	31.748	42.781	45.967	117.5	27:47.411							
13	2:00.725	31.930	42.994	45.801	117.3	29:48.136							
14	2:00.864	32.079	42.687	46.098	117.1	31:49.000							
53	Brian David HART GBR JEREZ ANDALUCIA MOTOR TALENT RC SPORT						1	3:48.946	1:38.855	41.433	1:28.658	61.8	3:48.946
2	1:59.750	35.294	40.626	43.830	118.2	5:48.696							
3	1:53.798	29.914	40.380	43.504	124.4	7:42.494							
4	1:53.067	29.962	39.897	43.208	125.2	9:35.561							
5	1:58.561	29.927	43.018	45.616	119.4	11:34.122							
6	2:15.398	33.766	49.734	51.898	104.6	13:49.520							
7	1:53.405	30.324	39.805	43.276	124.9	15:42.925							
8	6:25.441	29.648	40.265	5:15.528	36.7	22:08.366							
9	2:13.912	41.699	44.881	47.332	105.7	24:22.278							
10	1:55.161	31.047	40.251	43.863	122.9	26:17.439							



Premoto 3


CEV RFME Navarra 2017

Entre. Cronometrado 1

Vuelta a vuelta

Vlt.	Tiempo	Sector 1	Sector 2	Sector 3	Km/h	T. Sesión	Vlt.	Tiempo	Sector 1	Sector 2	Sector 3	Km/h	T. Sesión
11	1:54.004	30.368	40.126	43.510	124.2	28:11.443	1	4:58.548	3:22.665	46.116	49.767	47.4	4:58.548
12	1:53.932	30.180	40.191	43.561	124.3	30:05.375	2	2:04.879			45.430	113.4	7:03.427
57	Kenny KOSKINEN					FIN	3	1:58.175	31.619	41.850	44.706	119.8	9:01.602
	H43 TEAM NOBBY					BEON	4	1:58.598	31.157	41.867	45.574	119.4	11:00.200
1	2:33.830	1:08.260	41.469	44.101	92.0	2:33.830	5	4:11.082 B	31.454	41.861	2:57.767	56.4	15:11.282
2	1:53.577	29.694	40.469	43.414	124.7	4:27.407	6	2:01.975	36.087	41.588	44.300	116.1	17:13.257
3	1:53.542	29.587	40.479	43.476	124.7	6:20.949	7	1:56.927	31.135	41.604	44.188	121.1	19:10.184
4	1:52.081	29.085	40.244	42.752	126.3	8:13.030	8	1:56.383	30.963	41.168	44.252	121.7	21:06.567
5	1:52.046	29.109	40.008	42.929	126.4	10:05.076	9	1:56.368	31.077	41.103	44.188	121.7	23:02.935
6	1:55.012	29.222	41.260	44.530	123.1	12:00.088	10	1:56.312	30.808	40.976	44.528	121.7	24:59.247
7	7:19.723 B	30.769	41.339	6:07.615	32.2	19:19.811	11	1:56.058	30.884	40.715	44.459	122.0	26:55.305
8	2:00.193	36.325	40.630	43.238	117.8	21:20.004	12	1:56.372	31.153	40.898	44.321	121.7	28:51.677
9	1:52.533	29.668	39.879	42.986	125.8	23:12.537	76	Julian GIRAL ROMERO					ESP
10	2:00.525	32.199	43.951	44.375	117.5	25:13.062		SCHOOL TEAM ESTRELLA GALICIA 0,0					BEON
11	1:52.707	29.245	40.455	43.007	125.6	27:05.769	1	2:59.713	1:14.319	53.777	51.617	78.8	2:59.713
12	1:51.301	28.980	39.609	42.712	127.2	28:57.070	2	1:52.077	29.678	39.922	42.477	126.3	4:51.790
13	1:51.280	29.080	39.486	42.714	127.2	30:48.350	3	1:51.319	29.115	39.861	42.343	127.2	6:43.109
58	Iñigo IGLESIAS BRAVO					ESP	4	1:52.087	29.408	39.432	43.247	126.3	8:35.196
	IMC TEAM						5	5:07.377 B	29.061	39.265	3:59.051	46.1	13:42.573
1	2:40.158	1:15.330	41.219	43.609	88.4	2:40.158	6	1:57.707	35.420	39.741	42.546	120.3	15:40.280
2	1:53.551	29.583	40.854	43.114	124.7	4:33.709	7	1:50.476	29.135	39.215	42.126	128.2	17:30.756
3	1:52.568	29.547	39.986	43.035	125.8	6:26.277	8	1:50.061	29.134	39.077	41.850	128.6	19:20.817
4	1:51.641	29.097	39.733	42.811	126.8	8:17.918	9	1:50.096	29.101	39.056	41.939	128.6	21:10.913
5	1:50.973	28.940	39.341	42.692	127.6	10:08.891	10	1:50.208	28.789	39.325	42.094	128.5	23:01.121
6	1:52.407	28.901	39.573	43.933	126.0	12:01.298	11	1:49.829	28.802	39.064	41.963	128.9	24:50.950
7	2:52.126 B	30.208	44.165	1:37.753	82.3	14:53.424	12	1:49.398	28.624	38.792	41.982	129.4	26:40.348
8	2:04.096	39.504	41.105	43.487	114.1	16:57.520	13	1:49.635	28.910	38.991	41.734	129.1	28:29.983
9	1:53.330	30.050	40.062	43.218	124.9	18:50.850	14	1:49.180	28.658	38.670	41.852	129.7	30:19.163
10	2:33.417 B	36.291	43.926	1:13.200	92.3	21:24.267	93	Tom BERÇOT					FRA
11	2:00.255	33.420	40.306	46.529	117.7	23:24.522		BLUMAQ HMA RACING					BEON
12	1:53.036	29.538	40.084	43.414	125.3	25:17.558	1	2:48.916	1:18.812	44.486	45.618	83.8	2:48.916
13	1:58.619	35.158	40.034	43.427	119.4	27:16.177	2	1:55.437	30.728	40.806	43.903	122.7	4:44.353
14	1:53.206	29.734	40.033	43.439	125.1	29:09.383	3	1:57.895	30.446	43.304	44.145	120.1	6:42.248
15	1:52.806	29.634	39.704	43.468	125.5	31:02.189	4	1:54.256	30.309	40.699	43.248	123.9	8:36.504
66	Adrian HUERTAS DEL OLMO					ESP	5	1:52.721	29.641	39.858	43.222	125.6	10:29.225
	CUNA DE CAMPEONES					MIR RACING	6	1:53.381	29.898	40.086	43.397	124.9	12:22.606
1	4:32.969	3:00.885	46.012	46.072	51.9	4:32.969	7	4:38.310 B	29.972	40.623	3:27.715	50.9	17:00.916
2	1:52.211	30.562	39.559	42.090	126.2	6:25.180	8	1:59.604	35.885	40.385	43.334	118.4	19:00.520
3	1:49.277	28.566	39.024	41.687	129.6	8:14.457	9	1:53.177	29.750	40.225	43.202	125.1	20:53.697
4	2:14.389 B	28.526	41.211	1:04.652	105.4	10:28.846	10	1:54.470	29.528	40.362	44.580	123.7	22:48.167
5	1:56.472	34.835	38.860	42.777	121.6	12:25.318	11	1:53.257	29.944	40.232	43.081	125.0	24:41.424
6	1:49.127	28.378	38.789	41.960	129.7	14:14.445	12	1:52.241	29.371	39.872	42.998	126.1	26:33.665
7	1:52.400	31.099	39.669	41.632	126.0	16:06.845	13	1:52.380	29.519	39.807	43.054	126.0	28:26.045
8	1:49.049	28.484	38.485	42.080	129.8	17:55.894	14	1:52.625	29.768	39.791	43.066	125.7	30:18.670
9	1:54.554	29.528	39.622	45.404	123.6	19:50.448	96	Daniel HOLGADO MIRALLES					ESP
10	3:22.547 B	29.745	39.872	2:12.930	69.9	23:12.995		SCHOOL TEAM ESTRELLA GALICIA 0,0					BEON
11	2:02.137	36.839	39.414	45.884	115.9	25:15.132	1	2:30.927	1:02.747	43.087	45.093	93.8	2:30.927
12	1:49.303	28.240	38.852	42.211	129.5	27:04.435	2	1:56.205	30.223	41.829	44.153	121.8	4:27.132
13	1:48.803	28.562	38.602	41.639	130.1	28:53.238	3	1:53.117	29.587	40.208	43.322	125.2	6:20.249
14	1:53.701	30.899	39.800	43.002	124.5	30:46.939	4	1:52.097	29.366	39.915	42.816	126.3	8:12.346
74	Piotr BIESIEKIRSKI					POL	5	1:51.668	29.323	39.573	42.772	126.8	10:04.014
	EUVIC MOTOTEK					MORIWAKI	6	5:41.876 B	29.853	42.058	4:29.965	41.4	15:45.890
							7	1:57.475	33.841	40.302	43.332	120.5	17:43.365

Mejor Personal Mejor de la sesión B Cruzando la línea de meta por el pit lane.



Premoto 3

CEV RFME Navarra 2017

Entre. Cronometrado 1

Vuelta a vuelta

■ Mejor Personal
 ■ Mejor de la sesión
 ■ B Cruzando la línea de meta por el pit lane.

Vlt.	Tiempo	Sector 1	Sector 2	Sector 3	Km/h	T. Sesión	Vlt.	Tiempo	Sector 1	Sector 2	Sector 3	Km/h	T. Sesión
8	1:51.798	29.420	39.833	42.545	126.6	19:35.163							
9	1:51.993	29.622	39.698	42.673	126.4	21:27.156							
10	1:51.241	29.123	39.629	42.489	127.3	23:18.397							
11	1:55.487	32.556	39.769	43.162	122.6	25:13.884							
12	1:50.513	28.766	39.363	42.384	128.1	27:04.397							
13	1:50.680	28.969	39.198	42.513	127.9	28:55.077							
14	1:51.824	29.254	39.542	43.028	126.6	30:46.901							

99	Carlos TATAY VILA	ESP
	MRW-ASPAR TEAM	BEON

1	3:08.678	1:44.209	41.021	43.448	75.0	3:08.678
2	1:51.971	29.660	39.631	42.680	126.5	5:00.649
3	1:52.059	29.758	39.665	42.636	126.4	6:52.708
4	1:51.230	29.369	39.204	42.657	127.3	8:43.938
5	1:51.117	29.148	39.474	42.495	127.4	10:35.055
6	6:18.216B	29.044	39.839	5:09.333	37.4	16:53.271
7	1:59.741	37.861	39.459	42.421	118.2	18:53.012
8	1:50.226	29.216	38.766	42.244	128.5	20:43.238
9	1:49.923	28.958	38.890	42.075	128.8	22:33.161
10	1:50.838	29.502	39.346	41.990	127.7	24:23.999
11	1:49.817	29.118	38.699	42.000	128.9	26:13.816
12	1:49.786	29.181	38.645	41.960	129.0	28:03.602
13	1:50.313	29.191	38.677	42.445	128.4	29:53.915
14	1:50.856	29.162	39.126	42.568	127.7	31:44.771

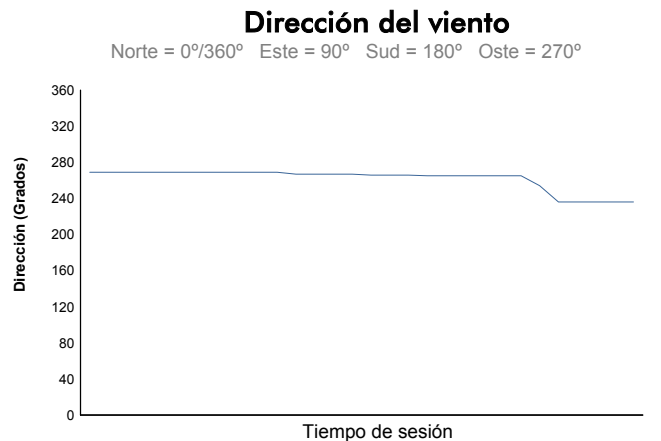
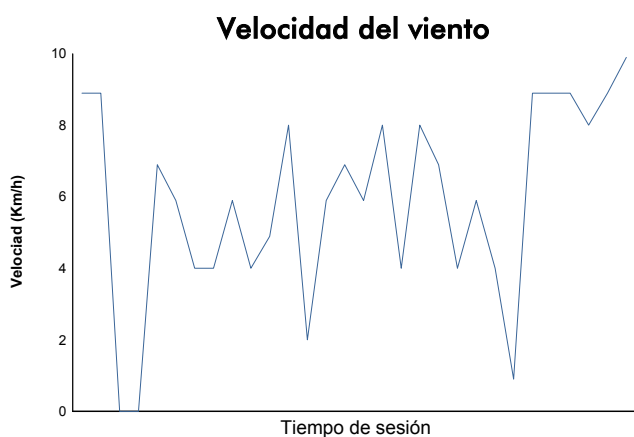
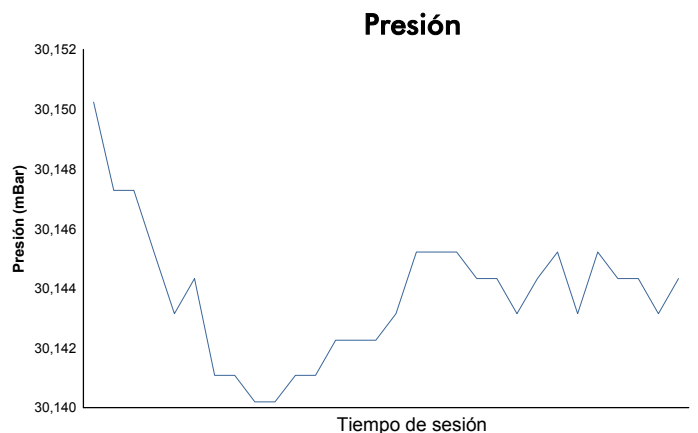
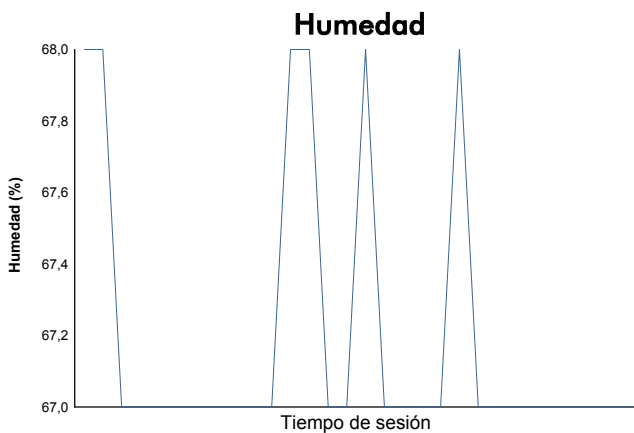
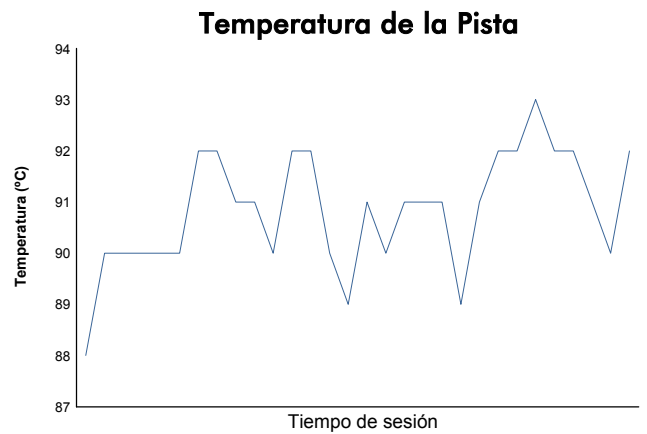
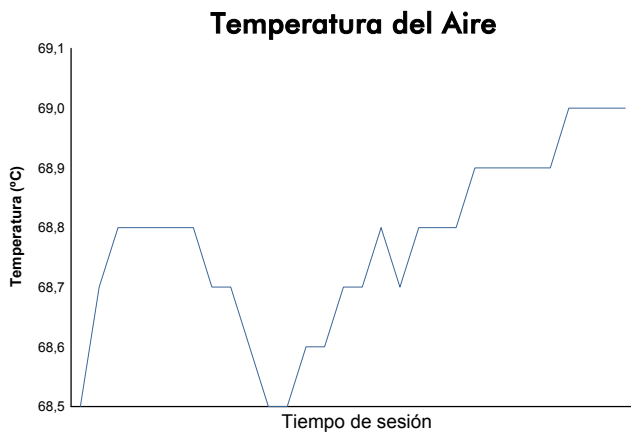


CEV RFME Navarra 2017

Premoto 3

Entre. Cronometrado 1

Informe meteorológico



Estado de la pista:

SECO