

85GP/Moto4

RFME Cto. España Velocidad Navarra 2017

Warm UP

Clasificación

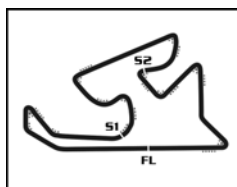
Nº	Piloto	Nac	Equipo	Moto	Neumaticos	Tiempo	Vlt.	Total	Dif.	Km/h
1	69 Marcos RUDA COMINO	ESP	CUNA DE CAMPEONES	MIR RACING	DUNLOP Moto4	1:57.384	4	5	-	120.6
2	31 Roberto GARCIA TINOCO	ESP	EUROTRADIS RACING TEAM	TPR	DUNLOP Moto4	1:57.488	5	5	+0.104	120.5
3	64 David MUÑOZ RODRIGUEZ	ESP	JEREZ ANDALUCIA MOTOR TALENT	RC SPORT	DUNLOP Moto4	1:57.923	5	5	+0.539	120.1
4	54 Fermin ALDEGUER MENGUAL	ESP	EQUIPO PUNTOTOMOTO	MIR RACING	DUNLOP Moto4	1:58.245	5	5	+0.861	119.7
5	17 Daniel MUÑOZ FERNANDEZ	ESP	EUROTRADIS RACING TEAM	TPR	DUNLOP Moto4	1:58.273	4	5	+0.889	119.7
6	4 Eric FERNANDEZ ROBLEDILLO	ESP	SPEED RACING	BEON	DUNLOP Moto4	1:58.438	5	5	+1.054	119.5
7	70 Joshua WHATLEY	GBR	FAU55 RACING	BEON	DUNLOP Moto4	1:58.639	5	5	+1.255	119.3
8	15 Julen AVILA CORTES	ESP	BLUMAQ HMA RACING	BEON	DUNLOP Moto4	1:58.962	4	4	+1.578	119.0
9	72 Oscar ALMONACIL CARRERO	ESP	RC SPORT	RC SPORT	DUNLOP Moto4	1:59.032	5	5	+1.648	118.9
10	9 Freddie HEINRICH	GER	BLUMAQ HMA RACING	BEON	DUNLOP Moto4	1:59.185	5	5	+1.801	118.8
11	49 Julio GARCIA GONZALEZ	ESP	GESI MOTORSPOT	EME	DUNLOP Moto4	1:59.197	3	5	+1.813	118.8
12	13 Marco TAPIA HORCAS	ESP	CUNA DE CAMPEONES	MIR RACING	DUNLOP Moto4	1:59.252	5	5	+1.868	118.7
13	48 Ivan ORTOLA DIEZ	ESP	MRW-ASPAR TEAM	DUNLOP 85GP	1:59.425	4	4	+2.041	118.6	
14	95 Jose Antonio RUEDA RUIZ	ESP	SCHOOL TEAM ESTRELLA GALICIA 0,0	BEON	DUNLOP 85GP	1:59.778	3	5	+2.394	118.2
15	10 Adrian CRUCES SERRANO	ESP	IGAXTEAM	DUNLOP 85GP	2:00.656	4	5	+3.272	117.3	
16	59 Gabin PLANQUES	FRA	XCTECH	BEON	DUNLOP 85GP	2:00.838	3	5	+3.454	117.2
17	29 Fernando LUQUE OLIVERO	ESP	JEREZ ANDALUCIA MOTOR TALENT	RC SPORT	DUNLOP Moto4	2:01.219	4	5	+3.835	116.8
18	42 Diogo MOREIRA NASCIMENTO	BRA	SCHOOL TEAM ESTRELLA GALICIA 0,0	BEON	DUNLOP 85GP	2:01.266	5	5	+3.882	116.8
19	7 Ondrej HONZAK	CZE	EUROTRADIS RACING TEAM	TPR	DUNLOP Moto4	2:01.298	4	4	+3.914	116.7
20	89 Marcos URIARTE RODRIGUEZ	ESP	EUROTRADIS RACING TEAM	TPR	DUNLOP 85GP	2:01.619	3	5	+4.235	116.4
21	74 Daijro SAKO	JAP	IGAXTEAM	DUNLOP 85GP	2:01.690	5	5	+4.306	116.4	
22	86 Mario MAYOR FRANCES	ESP	TEAM WIMU CNS	BEON	DUNLOP 85GP	2:01.892	4	5	+4.508	116.2
23	22 Hugo MILLAN GRACIA	ESP	SAG-M.A.MOTOSPORT	MIR RACING	DUNLOP Moto4	2:02.397	5	5	+5.013	115.7
24	96 Rocco LANDERS	USA	TEAM AMERICA	BEON	DUNLOP 85GP	2:02.789	5	5	+5.405	115.3
25	24 Gerard MARTIN CLANCHET	ESP	IGAXTEAM	DUNLOP 85GP	2:02.833	4	5	+5.449	115.3	
26	26 Jonathan FINN	CAN	XCTECH	BEON	DUNLOP 85GP	2:05.150	5	5	+7.766	113.1
27	87 Arnau MONLLAU BEDOS	ESP	ALARXA	MIR RACING	DUNLOP Moto4	2:05.473	5	5	+8.089	112.8
28	80 David ALONSO GOMEZ	ESP	HALCOURIER MS RACING	DUNLOP 85GP	2:06.196	5	5	+8.812	112.2	
29	39 Errol SULLIVAN	USA	TEAM AMERICA	BEON	DUNLOP 85GP	2:07.257	5	5	+9.873	111.3
30	11 Brian GUARINO RAMIS	ESP	SIMONETY TEAM	MIR RACING	DUNLOP 85GP					
31	37 Max SANCHEZ QUESADA	ESP	GRAPHBIKES EASYRACE MOTO4 TEAM	MIR RACING	DUNLOP Moto4			1		
32	53 Michal BUIJK	SVK	ETG RACING	BEON	DUNLOP Moto4					

Vuelta Rápida	Vlt. 4	Marcos RUDA COMINO	1:57.384	120.6 Kph
----------------------	--------	--------------------	-----------------	-----------

Hora de publicación:

Estado de la pista: **SECO**

Director de carrera:	Cronometrador:
----------------------	----------------



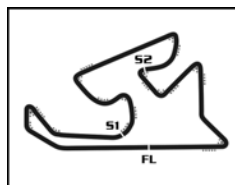
85GP/Moto4

RFME Cto. España Velocidad Navarra 2017

Warm UP

CIRCUITO DE NAVARRA 3.933 m. Mejores tiempos de sector

SECTOR 1			SECTOR 2		SECTOR 3				Vuelta Ideal	Mejor Vuelta
Pos	Piloto	Tiempo	Piloto	Tiempo	Piloto	Tiempo	Pos	Piloto		
1	64 D.MUÑOZ RODRIGUEZ	31.496	69 M.RUDA COMINO	41.081	31 R.GARCIA TINOCO	44.621	1	69 M.RUDA COMINO	1:57.322	1:57.384 (1)
2	69 M.RUDA COMINO	31.508	17 D.MUÑOZ FERNANDEZ	41.159	64 D.MUÑOZ RODRIGUEZ	44.703	2	31 R.GARCIA TINOCO	1:57.488	1:57.488 (2)
3	54 F.ALDEGUER MENGUAL	31.531	31 R.GARCIA TINOCO	41.166	69 M.RUDA COMINO	44.733	3	64 D.MUÑOZ RODRIGUEZ	1:57.644	1:57.923 (3)
4	13 M.TAPIA HORCAS	31.605	4 E.FERNANDEZ ROBLEDILLO	41.402	54 F.ALDEGUER MENGUAL	44.963	4	54 F.ALDEGUER MENGUAL	1:57.911	1:58.245 (4)
5	31 R.GARCIA TINOCO	31.701	54 F.ALDEGUER MENGUAL	41.417	13 M.TAPIA HORCAS	45.018	5	17 D.MUÑOZ FERNANDEZ	1:58.273	1:58.273 (5)
6	72 O.ALMONACIL CABERO	31.789	48 I.ORTOLA DIEZ	41.444	4 E.FERNANDEZ ROBLEDILLO	45.029	6	4 E.FERNANDEZ ROBLEDILLO	1:58.335	1:58.438 (6)
7	9 F.HEINRICH	31.792	64 D.MUÑOZ RODRIGUEZ	41.445	17 D.MUÑOZ FERNANDEZ	45.071	7	13 M.TAPIA HORCAS	1:58.617	1:59.252 (12)
8	4 E.FERNANDEZ ROBLEDILLO	31.904	49 J.GARCIA GONZALEZ	41.474	70 J.WHATLEY	45.222	8	70 J.WHATLEY	1:58.639	1:58.639 (7)
9	70 J.WHATLEY	31.915	70 J.WHATLEY	41.502	15 J.AVILA CORTES	45.402	9	9 F.HEINRICH	1:58.781	1:59.185 (10)
10	95 J.RUEDA RUIZ	31.979	15 J.AVILA CORTES	41.510	95 J.RUEDA RUIZ	45.433	10	72 O.ALMONACIL CARRERO	1:58.919	1:59.032 (9)
11	49 J.GARCIA GONZALEZ	31.999	72 O.ALMONACIL CABERO	41.545	9 F.HEINRICH	45.440	11	15 J.AVILA CORTES	1:58.962	1:58.962 (8)
12	17 D.MUÑOZ FERNANDEZ	32.043	9 F.HEINRICH	41.549	10 A.CRUCES SERRANO	45.540	12	49 J.GARCIA GONZALEZ	1:59.131	1:59.197 (11)
13	15 J.AVILA CORTES	32.050	95 J.RUEDA RUIZ	41.785	72 O.ALMONACIL CABERO	45.585	13	95 J.RUEDA RUIZ	1:59.197	1:59.778 (14)
14	48 I.ORTOLA DIEZ	32.179	59 G.PLANQUES	41.958	49 J.GARCIA GONZALEZ	45.658	14	48 I.ORTOLA DIEZ	1:59.417	1:59.425 (13)
15	37 M.SANCHEZ QUESADA	32.189	13 M.TAPIA HORCAS	41.994	48 I.ORTOLA DIEZ	45.794	15	10 A.CRUCES SERRANO	2:00.455	2:00.656 (15)
16	10 A.CRUCES SERRANO	32.297	42 D.MOREIRA NASCIMENTO	42.093	59 G.PLANQUES	45.860	16	59 G.PLANQUES	2:00.761	2:00.838 (16)
17	7 O.HONZAK	32.433	29 F.LUQUE OLIVERO	42.197	89 M.URRIARTE RODRIGUEZ	45.993	17	42 D.MOREIRA NASCIMENTO	2:00.769	2:01.266 (18)
18	74 D.SAKO	32.516	89 M.URRIARTE RODRIGUEZ	42.267	7 O.HONZAK	46.081	18	7 O.HONZAK	2:00.946	2:01.298 (19)
19	42 D.MOREIRA NASCIMENTO	32.520	86 M.MAYOR FRANCES	42.300	42 D.MOREIRA NASCIMENTO	46.156	19	89 M.URRIARTE RODRIGUEZ	2:01.176	2:01.619 (20)
20	24 G.MARTIN CLANCHET	32.652	7 O.HONZAK	42.432	74 D.SAKO	46.262	20	29 F.LUQUE OLIVERO	2:01.219	2:01.219 (17)
21	29 F.LUQUE OLIVERO	32.757	74 D.SAKO	42.573	29 F.LUQUE OLIVERO	46.265	21	74 D.SAKO	2:01.351	2:01.690 (21)
22	22 H.MILLAN GRACIA	32.886	10 A.CRUCES SERRANO	42.618	22 H.MILLAN GRACIA	46.393	22	37 M.SANCHEZ QUESADA	2:01.590	
23	86 M.MAYOR FRANCES	32.892	37 M.SANCHEZ QUESADA	42.712	86 M.MAYOR FRANCES	46.543	23	86 M.MAYOR FRANCES	2:01.735	2:01.892 (22)
24	89 M.URRIARTE RODRIGUEZ	32.916	22 H.MILLAN GRACIA	42.717	96 R.LANDERS	46.558	24	22 H.MILLAN GRACIA	2:01.996	2:02.397 (23)
25	59 G.PLANQUES	32.943	24 G.MARTIN CLANCHET	43.181	37 M.SANCHEZ QUESADA	46.689	25	24 G.MARTIN CLANCHET	2:02.690	2:02.833 (25)
26	96 R.LANDERS	32.984	96 R.LANDERS	43.247	24 G.MARTIN CLANCHET	46.857	26	96 R.LANDERS	2:02.789	2:02.789 (24)
27	87 A.MONLLAU BEDOS	33.800	26 J.FINN	43.793	26 J.FINN	47.201	27	26 J.FINN	2:04.953	2:05.150 (26)
28	80 D.ALONSO GOMEZ	33.921	87 A.MONLLAU BEDOS	43.973	87 A.MONLLAU BEDOS	47.332	28	87 A.MONLLAU BEDOS	2:05.105	2:05.473 (27)
29	26 J.FINN	33.959	80 D.ALONSO GOMEZ	44.147	80 D.ALONSO GOMEZ	47.618	29	80 D.ALONSO GOMEZ	2:05.686	2:06.196 (28)
30	39 E.SULLIVAN	34.176	39 E.SULLIVAN	44.963	39 E.SULLIVAN	47.959	30	39 E.SULLIVAN	2:07.098	2:07.257 (29)



CIRCUITO DE NAVARRA 3.933 m.

85GP/Moto4

RFME Cto. España Velocidad Navarra 2017

Después de Warm UP

Velocidad máxima del evento

Piloto	Equipo	Moto	V. Max	Vlt.	Sesión
37 Max SANCHEZ QUESADA	GRAPHBIKES EASYRACE MOTO4 TEAM	MIR RACING	Moto4	174.8	11 Entre. Cronometrado 2
72 Oscar ALMONACIL CARRERO	RC SPORT	RC SPORT	Moto4	173.6	2 Entre. Cronometrado 2
70 Joshua WHATLEY	FAU55 RACING	BEON	Moto4	172.5	11 Entre. Cronometrado 2
48 Ivan ORTOLA DIEZ	MRW-ASPAR TEAM	85GP	172.0	4 Entre. Cronometrado 2	
69 Marcos RUDA COMINO	CUNA DE CAMPEONES	MIR RACING	Moto4	171.4	5 Warm UP
13 Marco TAPIA HORCAS	CUNA DE CAMPEONES	MIR RACING	Moto4	170.9	9 Entre. Cronometrado 2
64 David MUÑOZ RODRIGUEZ	JEREZ ANDALUCIA MOTOR TALENT	RC SPORT	Moto4	170.9	5 Warm UP
89 Marcos URIARTE RODRIGUEZ	EUROTRADIS RACING TEAM	TPR	85GP	170.6	12 Entre. Cronometrado 2
9 Freddie HEINRICH	BLUMAQ HMA RACING	BEON	Moto4	170.6	7 Entre. Cronometrado 2
31 Roberto GARCIA TINOCO	EUROTRADIS RACING TEAM	TPR	Moto4	170.3	2 Entre. Cronometrado 2
7 Ondrej HONZAK	EUROTRADIS RACING TEAM	TPR	Moto4	170.3	12 Entre. Cronometrado 2
49 Julio GARCIA GONZALEZ	GESI MOTORSPOT	EME	Moto4	169.3	9 Entre. Cronometrado 2
59 Gabin PLANQUES	XCTECH	BEON	85GP	168.7	2 Entre. Cronometrado 2
74 Daijiro SAKO	IGAXTEAM	85GP	168.5	12 Entre. Cronometrado 2	
96 Rocco LANDERS	TEAM AMERICA	BEON	85GP	167.7	2 Entre. Cronometrado 2
39 Errol SULLIVAN	TEAM AMERICA	BEON	85GP	167.4	3 Entre. Cronometrado 2
15 Julen AVILA CORTES	BLUMAQ HMA RACING	BEON	Moto4	167.2	4 Entre. Cronometrado 1
17 Daniel MUÑOZ FERNANDEZ	EUROTRADIS RACING TEAM	TPR	Moto4	166.9	12 Entre. Cronometrado 2
10 Adrian CRUCES SERRANO	IGAXTEAM	85GP	166.7	3 Entre. Cronometrado 2	
86 Mario MAYOR FRANCES	TEAM WIMU CNS	BEON	85GP	166.7	7 Entre. Cronometrado 2
22 Hugo MILLAN GRACIA	SAG-M.A.MOTOSPORT	MIR RACING	Moto4	166.2	2 Entre. Cronometrado 2
54 Fermin ALDEGUER MENGUAL	EQUIPO PUNTOMOTO	MIR RACING	Moto4	166.2	3 Warm UP
29 Fernando LUQUE OLIVERO	JEREZ ANDALUCIA MOTOR TALENT	RC SPORT	Moto4	165.9	11 Entre. Cronometrado 2
42 Diogo MOREIRA NASCIMENTO	SCHOOL TEAM ESTRELLA GALICIA 0,0	BEON	85GP	165.6	5 Warm UP
80 David ALONSO GOMEZ	HALCOURIER MS RACING	85GP	165.1	4 Entre. Cronometrado 2	
24 Gerard MARTIN CLANCHET	IGAXTEAM	85GP	164.6	10 Entre. Cronometrado 2	
26 Jonathan FINN	XCTECH	BEON	85GP	164.4	2 Entre. Cronometrado 2
4 Eric FERNANDEZ ROBLEDILLO	SPEED RACING	BEON	Moto4	163.9	5 Warm UP
95 Jose Antonio RUEDA RUIZ	SCHOOL TEAM ESTRELLA GALICIA 0,0	BEON	85GP	163.6	3 Warm UP
87 Arnau MONLLAU BEDOS	ALARXA	MIR RACING	Moto4	159.5	10 Entre. Cronometrado 2



85GP/Moto4


RFME Cto. España Velocidad Navarra 2017

Warm UP

CIRCUITO DE NAVARRA 3.933 m.

Secuencia de vueltas rápidas

Tiempo de sesión	Piloto	Equipo	Moto	Neumaticos	Tiempo	km/h	Vlt.	
4:21.803	9 Freddie HEINRICH	BLUMAQ HMA RACING	BEON	DUNLOP	Mot	1:59.550	118.4	2
4:35.706	17 Daniel MUÑOZ FERNANDEZ	EUROTRADIS RACING TEAM	TPR	DUNLOP	Mot	1:59.430	118.6	2
4:54.910	69 Marcos RUDA COMINO	CUNA DE CAMPEONES	MIR RACING	DUNLOP	Mot	1:57.760	120.2	2
8:51.128	69 Marcos RUDA COMINO	CUNA DE CAMPEONES	MIR RACING	DUNLOP	Mot	1:57.384	120.6	4



85GP/Moto4


RFME Cto. España Velocidad Navarra 2017

Warm UP

Vuelta a vuelta

Mejor Personal Mejor de la sesión B Cruzando la línea de meta por el pit lane.

Vlt.	Tiempo	Sector 1	Sector 2	Sector 3	Km/h	T. Sesión	Vlt.	Tiempo	Sector 1	Sector 2	Sector 3	Km/h	T. Sesión
4	Eric FERNANDEZ ROBLADILLO ESP												
	SPEED RACING BEON												
1	3:00.566	1:30.520	43.791	46.255	126.8	3:00.566							
2	2:00.264	32.307	42.342	45.615	162.2	5:00.830							
3	1:58.879	32.352	41.402	45.125	158.8	6:59.709							
4	1:58.484	31.949	41.506	45.029	162.7	8:58.193							
5	1:58.438	31.904	41.409	45.125	163.9	10:56.631							
7	Ondrej HONZAK CZE												
	EUROTRADIS RACING TEAM TPR												
1	2:44.086	1:11.305	45.872	46.909	130.8	2:44.086							
2	2:02.496	33.004	42.985	46.507	163.9	4:46.582							
3	2:02.517	32.819	43.125	46.573	163.1	6:49.099							
4	2:01.298	32.433	42.784	46.081	163.4	8:50.397							
9	Freddie HEINRICH GER												
	BLUMAQ HMA RACING BEON												
1	2:22.253	51.323	44.910	46.020	127.2	2:22.253							
2	1:59.550	32.192	41.682	45.676	161.4	4:21.803							
3	1:59.261	32.127	41.597	45.537	161.2	6:21.064							
4	1:59.255	31.931	41.884	45.440	161.7	8:20.319							
5	1:59.185	31.792	41.549	45.844	161.9	10:19.504							
10	Adrian CRUCES SERRANO ESP												
	IGAXTEAM												
1	2:51.556	1:19.306	45.149	47.101	130.1	2:51.556							
2	2:02.438	33.097	42.966	46.375	157.7	4:53.994							
3	2:02.328	33.994	42.794	45.540	157.0	6:56.322							
4	2:00.656	32.297	42.618	45.741	162.4	8:56.978							
5	2:07.312	33.347	44.313	49.652	166.2	11:04.290							
13	Marco TAPIA HORCAS ESP												
	CUNA DE CAMPEONES MIR RACING												
1	2:58.123	1:28.210	43.874	46.039	122.4	2:58.123							
2	1:59.631	32.045	42.184	45.402	170.9	4:57.754							
3	1:59.743	32.183	42.275	45.285	164.6	6:57.497							
4	1:59.542	31.605	42.303	45.634	169.5	8:57.039							
5	1:59.252	32.240	41.994	45.018	166.7	10:56.291							
15	Julen AVILA CORTES ESP												
	BLUMAQ HMA RACING BEON												
1	2:27.653	57.314	44.106	46.233	113.8	2:27.653							
2	4:00.441 B	32.331	42.267	2:45.843	166.9	6:28.094							
3	2:08.133	40.655	41.940	45.538	89.9	8:36.227							
4	1:58.962	32.050	41.510	45.402	165.9	10:35.189							
17	Daniel MUÑOZ FERNANDEZ ESP												
	EUROTRADIS RACING TEAM TPR												
1	2:36.276	1:07.048	43.276	45.952	137.1	2:36.276							
2	1:59.430	32.226	41.441	45.763	161.2	4:35.706							
3	1:58.773	32.179	41.510	45.084	159.8	6:34.479							
4	1:58.273	32.043	41.159	45.071	161.0	8:32.752							
5	1:58.818	32.069	41.337	45.412	160.2	10:31.570							
22	Hugo MILLAN GRACIA ESP												
	SAG-M.A.MOTOSPORT MIR RACING												
1	2:32.787	59.494	45.460	47.833	131.2	2:32.787							
2	3:02.033 B	33.330	43.150	1:45.553	155.4	5:34.820							
3	2:06.105	36.834	42.878	46.393	137.4	7:40.925							
4	2:02.699	33.229	43.059	46.411	156.3	9:43.624							
5	2:02.397	32.886	42.717	46.794	157.0	11:46.021							
24	Gerard MARTIN CLANCHET ESP												
	IGAXTEAM												
1	2:51.576	1:13.970	47.925	49.681	128.9	2:51.576							
2	2:04.880	33.753	43.529	47.598	156.1	4:56.456							
3	2:03.406	33.368	43.181	46.857	158.6	6:59.862							
4	2:02.833	32.652	43.198	46.983	164.4	9:02.695							
5	2:03.970	33.221	43.456	47.293	157.7	11:06.665							
26	Jonathan FINN CAN												
	XCTECH BEON												
1	2:58.738	1:20.871	48.093	49.774	123.6	2:58.738							
2	2:05.790	33.959	44.575	47.256	160.5	5:04.528							
3	2:05.334	34.156	43.977	47.201	157.0	7:09.862							
4	2:06.618	34.035	43.795	48.788	156.7	9:16.480							
5	2:05.150	34.050	43.793	47.307	154.3	11:21.630							
29	Fernando LUQUE OLIVERO ESP												
	JEREZ ANDALUCIA MOTOR TALENT RC SPORT												
1	3:27.997	1:47.962	49.860	50.175	99.8	3:27.997							
2	2:02.804	33.319	42.859	46.626	157.4	5:30.801							
3	2:01.644	32.782	42.437	46.425	158.8	7:32.445							
4	2:01.219	32.757	42.197	46.265	159.8	9:33.664							
5	2:12.452	37.990	46.996	47.466	159.1	11:46.116							
31	Roberto GARCIA TINOCO ESP												
	EUROTRADIS RACING TEAM TPR												
1	2:43.628	1:11.180	45.697	46.751	136.0	2:43.628							
2	1:59.863	32.349	41.999	45.515	163.4	4:43.491							
3	1:59.791	32.485	42.097	45.209	164.1	6:43.282							
4	1:58.097	31.860	41.300	44.937	164.9	8:41.379							
5	1:57.488	31.701	41.166	44.621	165.6	10:38.867							
37	Max SANCHEZ QUESADA ESP												
	GRAPHBIKES EASYRACE MOTO4 TEAM MIR RACING												
1	3:11.799	1:40.094	45.016	46.689	130.0	3:11.799							
39	Errol SULLIVAN USA												
	TEAM AMERICA BEON												
1	2:27.350	51.084	46.631	49.635	127.1	2:27.350							
2	2:10.714	35.113	46.619	48.982	151.7	4:38.064							
3	2:08.919	34.949	45.753	48.217	150.8	6:46.983							
4	2:09.273	34.370	46.944	47.959	153.6	8:56.256							
5	2:07.257	34.176	44.963	48.118	159.5	11:03.513							



85GP/Moto4

RFME Cto. España Velocidad Navarra 2017

Warm UP

Vuelta a vuelta

Mejor Personal Mejor de la sesión B Cruzando la línea de meta por el pit lane.

Vlt.	Tiempo	Sector 1	Sector 2	Sector 3	Km/h	T. Sesión	Vlt.	Tiempo	Sector 1	Sector 2	Sector 3	Km/h	T. Sesión		
42	Diogo MOREIRA NASCIMENTO						BRA	70	Joshua WHATLEY						GBR
	SCHOOL TEAM ESTRELLA GALICIA 0,0						BEON		FAU55 RACING						BEON
1	2:51.385	1:17.990	45.548	47.847	124.6	2:51.385	1	2:26.769	55.199	45.063	46.507	134.3	2:26.769		
2	2:02.986	33.570	42.883	46.533	154.3	4:54.371	2	2:00.317	32.597	42.067	45.653	164.6	4:27.086		
3	2:01.659	33.410	42.093	46.156	163.1	6:56.030	3	1:59.364	32.054	41.874	45.436	164.6	6:26.450		
4	2:04.960	32.664	45.313	46.983	162.9	9:00.990	4	2:08.060	33.594	43.436	51.030	164.1	8:34.510		
5	2:01.266	32.520	42.096	46.650	165.6	11:02.256	5	1:58.639	31.915	41.502	45.222	164.6	10:33.149		
48	Ivan ORTOLA DIEZ						ESP	72	Oscar ALMONACIL CARRERO						ESP
	MRW-ASPAR TEAM								RC SPORT						RC SPORT
1	3:28.518	1:52.316	47.341	48.861	110.9	3:28.518	1	2:57.769	1:17.099	52.239	48.431	138.6	2:57.769		
2	2:00.197	32.197	42.173	45.827	165.9	5:28.715	2	1:59.884	32.273	42.026	45.585	170.3	4:57.653		
3	1:59.774	32.249	41.731	45.794	160.2	7:28.489	3	1:59.077	31.789	41.606	45.682	170.3	6:56.730		
4	1:59.425	32.179	41.444	45.802	162.2	9:27.914	4	1:59.853	32.161	41.982	45.710	171.4	8:56.583		
							5	1:59.032	31.887	41.545	45.600	169.0	10:55.615		
49	Julio GARCIA GONZALEZ						ESP	74	Daijiro SAKO						JAP
	GESI MOTORSPOT						EME		IGAXTEAM						
1	3:01.056	1:30.147	44.516	46.393	109.0	3:01.056	1	2:43.754	1:09.567	46.186	48.001	130.9	2:43.754		
2	2:00.361	32.165	42.538	45.658	165.9	5:01.417	2	2:02.692	33.081	42.808	46.803	162.9	4:46.446		
3	1:59.197	32.042	41.474	45.681	168.0	7:00.614	3	2:02.377	33.043	42.573	46.761	156.7	6:48.823		
4	2:00.297	31.999	42.212	46.086	166.7	9:00.911	4	2:02.071	32.994	42.815	46.262	155.4	8:50.894		
5	2:00.404	32.248	41.953	46.203	163.1	11:01.315	5	2:01.690	32.516	42.821	46.353	167.4	10:52.584		
54	Fermin ALDEGUER MENGUAL						ESP	80	David ALONSO GOMEZ						ESP
	EQUIPO PUNTO MOTO						MIR RACING		HALCOURIER MS RACING						
1	2:57.028	1:20.093	48.172	48.763	125.4	2:57.028	1	3:17.109	1:34.867	50.370	51.872	106.0	3:17.109		
2	1:59.936	32.361	41.921	45.654	160.2	4:56.964	2	2:18.042	38.689	47.949	51.404	133.0	5:35.151		
3	1:58.565	31.776	41.605	45.184	166.2	6:55.529	3	2:14.263	38.777	46.550	48.936	133.7	7:49.414		
4	1:58.828	31.531	41.593	45.704	165.4	8:54.357	4	2:06.502	34.308	44.576	47.618	154.7	9:55.916		
5	1:58.245	31.865	41.417	44.963	162.4	10:52.602	5	2:06.196	33.921	44.147	48.128	154.1	12:02.112		
59	Gabin PLANQUES						FRA	86	Mario MAYOR FRANCES						ESP
	XCTECH						BEON		TEAM WIMU CNS						BEON
1	3:07.927	1:36.815	44.384	46.728	123.6	3:07.927	1	3:19.766	1:46.587	45.975	47.204	133.5	3:19.766		
2	2:02.193	33.461	42.604	46.128	153.6	5:10.120	2	2:03.071	33.332	43.196	46.543	158.8	5:22.837		
3	2:00.838	33.020	41.958	45.860	156.7	7:10.958	3	2:03.173	33.773	42.855	46.545	157.4	7:26.010		
4	2:01.734	33.131	42.432	46.171	159.8	9:12.692	4	2:01.892	32.892	42.300	46.700	158.4	9:27.902		
5	2:01.115	32.943	41.995	46.177	155.8	11:13.807	5	2:05.445	33.110	45.129	47.206	157.2	11:33.347		
64	David MUÑOZ RODRIGUEZ						ESP	87	Arnau MONLLAU BEDOS						ESP
	JEREZ ANDALUCIA MOTOR TALENT						RC SPORT		ALARXA						MIR RACING
1	3:02.760	1:33.793	43.381	45.586	135.2	3:02.760	1	3:39.121	2:03.992	46.439	48.690	106.5	3:39.121		
2	1:58.428	31.652	41.724	45.052	168.0	5:01.188	2	2:07.218	34.349	44.860	48.009	156.3	5:46.339		
3	1:57.958	31.496	41.474	44.988	169.8	6:59.146	3	2:06.284	33.929	44.475	47.880	156.1	7:52.623		
4	1:58.537	31.619	41.732	45.186	167.4	8:57.683	4	2:05.590	33.932	44.326	47.332	157.2	9:58.213		
5	1:57.923	31.775	41.445	44.703	170.9	10:55.606	5	2:05.473	33.800	43.973	47.700	157.0	12:03.686		
69	Marcos RUDA COMINO						ESP	89	Marcos URIARTE RODRIGUEZ						ESP
	CUNA DE CAMPEONES						MIR RACING		EUROTRADIS RACING TEAM						TPR
1	2:57.150	1:29.326	42.123	45.701	111.0	2:57.150	1	2:40.216	1:05.009	46.342	48.865	124.0	2:40.216		
2	1:57.760	31.508	41.184	45.068	168.0	4:54.910	2	2:04.320	33.648	43.840	46.832	151.0	4:44.536		
3	1:58.834	32.443	41.360	45.031	167.2	6:53.744	3	2:01.619	33.359	42.267	45.993	151.5	6:46.155		
4	1:57.384	31.570	41.081	44.733	166.2	8:51.128									
5	1:57.453	31.527	41.154	44.772	171.4	10:48.581									



85GP/Moto4

RFME Cto. España Velocidad Navarra 2017

Warm UP


Vuelta a vuelta

■ Mejor Personal ■ Mejor de la sesión B Cruzando la línea de meta por el pit lane.

Vlt.	Tiempo	Sector 1	Sector 2	Sector 3	Km/h	T. Sesión	Vlt.	Tiempo	Sector 1	Sector 2	Sector 3	Km/h	T. Sesión
4	2:04.441	33.369	42.890	48.182	151.0	8:50.596							
5	2:01.803	32.916	42.371	46.516	158.4	10:52.399							

95		Jose Antonio RUEDA RUIZ					ESP
		SCHOOL TEAM ESTRELLA GALICIA 0,0					BEON
1	2:51.830	1:20.669	44.089	47.072	134.0	2:51.830	
2	2:03.119	34.751	42.586	45.782	157.4	4:54.949	
3	1:59.778	32.547	41.785	45.446	163.6	6:54.727	
4	2:00.169	32.338	41.830	46.001	161.2	8:54.896	
5	1:59.919	31.979	42.507	45.433	161.4	10:54.815	

96		Rocco LANDERS					USA
		TEAM AMERICA					BEON
1	2:38.562	1:00.087	48.645	49.830	117.3	2:38.562	
2	2:06.698	34.064	44.534	48.100	161.9	4:45.260	
3	2:03.925	33.439	43.424	47.062	161.0	6:49.185	
4	2:16.944	33.025	56.874	47.045	159.1	9:06.129	
5	2:02.789	32.984	43.247	46.558	163.4	11:08.918	

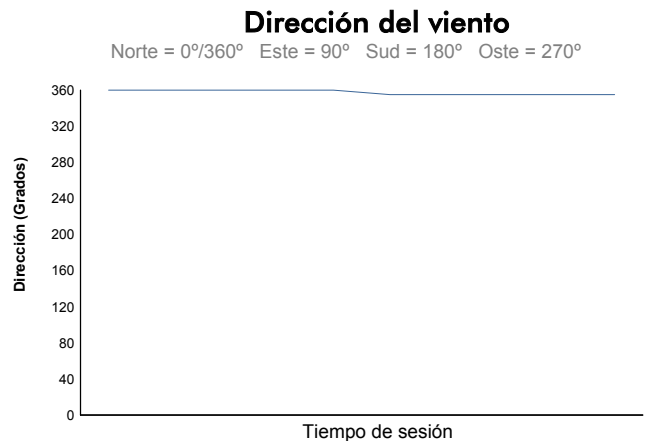
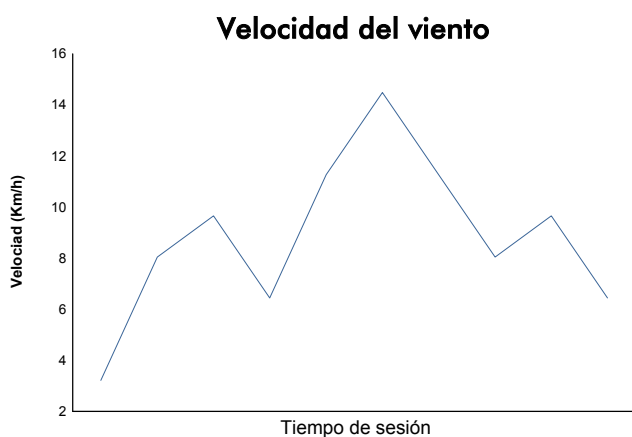
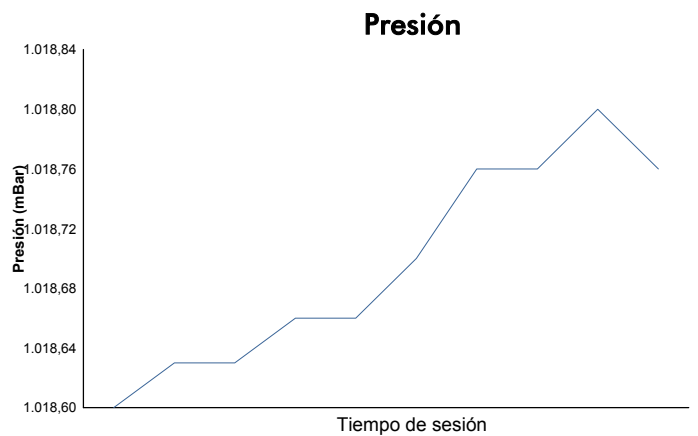
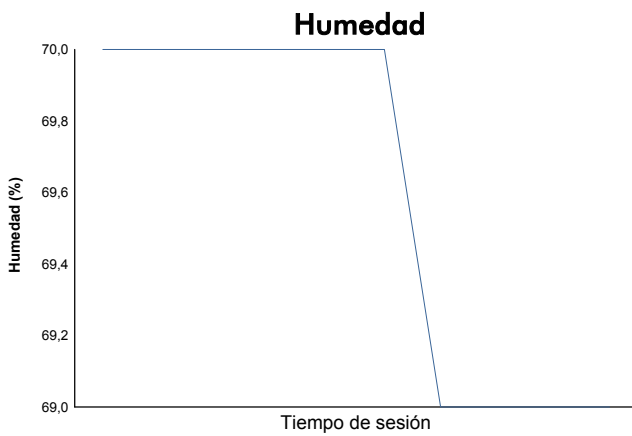
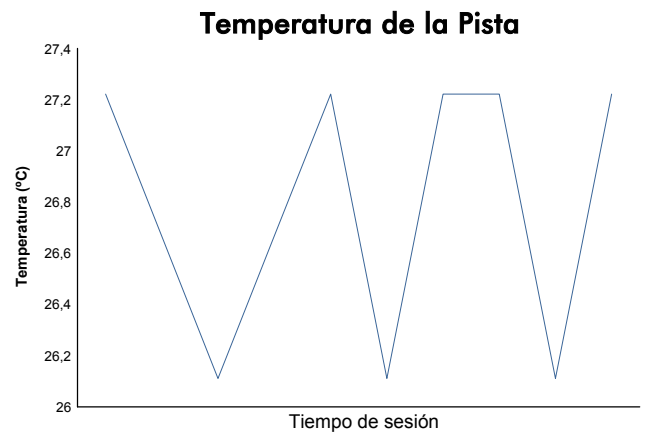
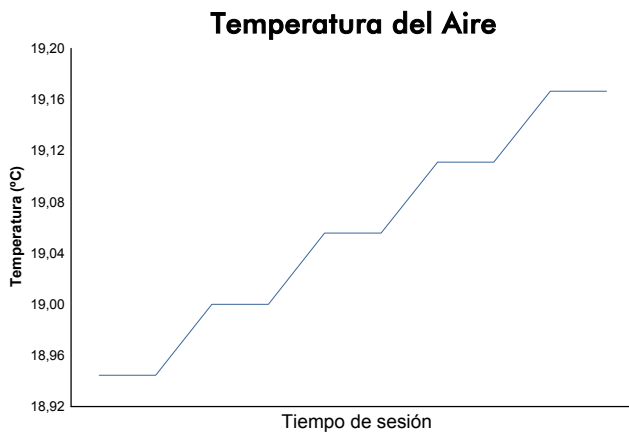


RFME Cto. España Velocidad Navarra 2017

85GP/Moto4

Warm UP

Informe meteorológico



Estado de la pista:

SECO




85GP/Moto4

RFME Cto. España Velocidad Navarra 2017

Warm UP

Mejores Velocidades Máximas

Piloto	Equipo		V.Max 1		V.Max 2		V. Max 3		V. Max 4		V.Max 5		Pro
			Km/h	Vlt.	Km/h	Vlt.	Km/h	Vlt.	Km/h	Vlt.	Km/h	Vlt.	
72 Oscar ALMONACIL CARRERO	RC SPORT	Moto4	171.4	4	170.3	2	170.3	3	169.0	5	138.6	1	163,9
69 Marcos RUDA COMINO	CUNA DE CAMPEONES	Moto4	171.4	5	168.0	2	167.2	3	166.2	4	111.0	1	156,8
13 Marco TAPIA HORCAS	CUNA DE CAMPEONES	Moto4	170.9	2	169.5	4	166.7	5	164.6	3	122.4	1	158,8
64 David MUÑOZ RODRIGUEZ	JEREZ ANDALUCIA MOTOR TALENT	Moto4	170.9	5	169.8	3	168.0	2	167.4	4	135.2	1	162,3
49 Julio GARCIA GONZALEZ	GESI MOTORSPOT	Moto4	168.0	3	166.7	4	165.9	2	163.1	5	109.0	1	154,5
74 Daijro SAKO	IGAXTEAM	85GP	167.4	5	162.9	2	156.7	3	155.4	4	130.9	1	154,7
15 Julen AVILA CORTES	BLUMAQ HMA RACING	Moto4	166.9	2	165.9	4	113.8	1	89.9	3			134,1
54 Fermin ALDEGUER MENGUAL	EQUIPO PUNTOTOTO	Moto4	166.2	3	165.4	4	162.4	5	160.2	2	125.4	1	155,9
10 Adrian CRUCES SERRANO	IGAXTEAM	85GP	166.2	5	162.4	4	157.7	2	157.0	3	130.1	1	154,7
48 Ivan ORTOLA DIEZ	MRW-ASPAR TEAM	85GP	165.9	2	162.2	4	160.2	3	110.9	1			149,8
31 Roberto GARCIA TINOCO	EUROTRADIS RACING TEAM	Moto4	165.6	5	164.9	4	164.1	3	163.4	2	136.0	1	158,8
42 Diogo MOREIRA NASCIMENTO	SCHOOL TEAM ESTRELLA GALICIA 0,0	85GP	165.6	5	163.1	3	162.9	4	154.3	2	124.6	1	154,1
70 Joshua WHATLEY	FAU55 RACING	Moto4	164.6	2	164.6	3	164.6	5	164.1	4	134.3	1	158,4
24 Gerard MARTIN CLANCHET	IGAXTEAM	85GP	164.4	4	158.6	3	157.7	5	156.1	2	128.9	1	153,1
4 Eric FERNANDEZ ROBLEDILLO	SPEED RACING	Moto4	163.9	5	162.7	4	162.2	2	158.8	3	126.8	1	154,9
7 Ondrej HONZAK	EUROTRADIS RACING TEAM	Moto4	163.9	2	163.4	4	163.1	3	130.8	1			155,3
95 Jose Antonio RUEDA RUIZ	SCHOOL TEAM ESTRELLA GALICIA 0,0	85GP	163.6	3	161.4	5	161.2	4	157.4	2	134.0	1	155,5
96 Rocco LANDERS	TEAM AMERICA	85GP	163.4	5	161.9	2	161.0	3	159.1	4	117.3	1	152,5
9 Freddie HEINRICH	BLUMAQ HMA RACING	Moto4	161.9	5	161.7	4	161.4	2	161.2	3	127.2	1	154,7
17 Daniel MUÑOZ FERNANDEZ	EUROTRADIS RACING TEAM	Moto4	161.2	2	161.0	4	160.2	5	159.8	3	137.1	1	155,9
26 Jonathan FINN	XCTECH	85GP	160.5	2	157.0	3	156.7	4	154.3	5	123.6	1	150,4
29 Fernando LUQUE OLIVERO	JEREZ ANDALUCIA MOTOR TALENT	Moto4	159.8	4	159.1	5	158.8	3	157.4	2	99.8	1	147,0
59 Gabin PLANQUES	XCTECH	85GP	159.8	4	156.7	3	155.8	5	153.6	2	123.6	1	149,9
39 Errol SULLIVAN	TEAM AMERICA	85GP	159.5	5	153.6	4	151.7	2	150.8	3	127.1	1	148,5
86 Mario MAYOR FRANCES	TEAM WIMU CNS	85GP	158.8	2	158.4	4	157.4	3	157.2	5	133.5	1	153,1
89 Marcos URIARTE RODRIGUEZ	EUROTRADIS RACING TEAM	85GP	158.4	5	151.5	3	151.0	2	151.0	4	124.0	1	147,2
87 Arnau MONLLAU BEDOS	ALARXA	Moto4	157.2	4	157.0	5	156.3	2	156.1	3	106.5	1	146,6
22 Hugo MILLAN GRACIA	SAG-M.A.MOTOSPORT	Moto4	157.0	5	156.3	4	155.4	2	137.4	3	131.2	1	147,5
80 David ALONSO GOMEZ	HALCOURIER MS RACING	85GP	154.7	4	154.1	5	133.7	3	133.0	2	106.0	1	136,3
37 Max SANCHEZ QUESADA	GRAPHBIKES EASYRACE MOTO4 TEAM	Moto4	130.0	1									130,0
53 Michal BULIK	ETG RACING	Moto4											
11 Brian GUARINO RAMIS	SIMONETY TEAM	85GP											



85GP/Moto4


RFME Cto. España Velocidad Navarra 2017

Warm UP

Vuelta a vuelta

Mejor Personal Mejor de la sesión B Cruzando la línea de meta por el pit lane.

Vlt.	Tiempo	Sector 1	Sector 2	Sector 3	Km/h	T. Sesión	Vlt.	Tiempo	Sector 1	Sector 2	Sector 3	Km/h	T. Sesión	
4	Eric FERNANDEZ ROBLDILLO ESP							22	Hugo MILLAN GRACIA ESP					
	SPEED RACING BEON								SAG-M.A.MOTOSPORT MIR RACING					
1	3:00.566	1:30.520	43.791	46.255	126.8	3:00.566	1	2:32.787	59.494	45.460	47.833	131.2	2:32.787	
2	2:00.264	32.307	42.342	45.615	162.2	5:00.830	2	3:02.033 B	33.330	43.150	1:45.553	155.4	5:34.820	
3	1:58.879	32.352	41.402	45.125	158.8	6:59.709	3	2:06.105	36.834	42.878	46.393	137.4	7:40.925	
4	1:58.484	31.949	41.506	45.029	162.7	8:58.193	4	2:02.699	33.229	43.059	46.411	156.3	9:43.624	
5	1:58.438	31.904	41.409	45.125	163.9	10:56.631	5	2:02.397	32.886	42.717	46.794	157.0	11:46.021	
7	Ondrej HONZAK CZE							24	Gerard MARTIN CLANCHET ESP					
	EUROTRADIS RACING TEAM TPR								IGAXTEAM					
1	2:44.086	1:11.305	45.872	46.909	130.8	2:44.086	1	2:51.576	1:13.970	47.925	49.681	128.9	2:51.576	
2	2:02.496	33.004	42.985	46.507	163.9	4:46.582	2	2:04.880	33.753	43.529	47.598	156.1	4:56.456	
3	2:02.517	32.819	43.125	46.573	163.1	6:49.099	3	2:03.406	33.368	43.181	46.857	158.6	6:59.862	
4	2:01.298	32.433	42.784	46.081	163.4	8:50.397	4	2:02.833	32.652	43.198	46.983	164.4	9:02.695	
5							5	2:03.970	33.221	43.456	47.293	157.7	11:06.665	
9	Freddie HEINRICH GER							26	Jonathan FINN CAN					
	BLUMAQ HMA RACING BEON								XCTECH BEON					
1	2:22.253	51.323	44.910	46.020	127.2	2:22.253	1	2:58.738	1:20.871	48.093	49.774	123.6	2:58.738	
2	1:59.550	32.192	41.682	45.676	161.4	4:21.803	2	2:05.790	33.959	44.575	47.256	160.5	5:04.528	
3	1:59.261	32.127	41.597	45.537	161.2	6:21.064	3	2:05.334	34.156	43.977	47.201	157.0	7:09.862	
4	1:59.255	31.931	41.884	45.440	161.7	8:20.319	4	2:06.618	34.035	43.795	48.788	156.7	9:16.480	
5	1:59.185	31.792	41.549	45.844	161.9	10:19.504	5	2:05.150	34.050	43.793	47.307	154.3	11:21.630	
10	Adrian CRUCES SERRANO ESP							29	Fernando LUQUE OLIVERO ESP					
	IGAXTEAM								JEREZ ANDALUCIA MOTOR TALENT RC SPORT					
1	2:51.556	1:19.306	45.149	47.101	130.1	2:51.556	1	3:27.997	1:47.962	49.860	50.175	99.8	3:27.997	
2	2:02.438	33.097	42.966	46.375	157.7	4:53.994	2	2:02.804	33.319	42.859	46.626	157.4	5:30.801	
3	2:02.328	33.994	42.794	45.540	157.0	6:56.322	3	2:01.644	32.782	42.437	46.425	158.8	7:32.445	
4	2:00.656	32.297	42.618	45.741	162.4	8:56.978	4	2:01.219	32.757	42.197	46.265	159.8	9:33.664	
5	2:07.312	33.347	44.313	49.652	166.2	11:04.290	5	2:12.452	37.990	46.996	47.466	159.1	11:46.116	
13	Marco TAPIA HORCAS ESP							31	Roberto GARCIA TINOCO ESP					
	CUNA DE CAMPEONES MIR RACING								EUROTRADIS RACING TEAM TPR					
1	2:58.123	1:28.210	43.874	46.039	122.4	2:58.123	1	2:43.628	1:11.180	45.697	46.751	136.0	2:43.628	
2	1:59.631	32.045	42.184	45.402	170.9	4:57.754	2	1:59.863	32.349	41.999	45.515	163.4	4:43.491	
3	1:59.743	32.183	42.275	45.285	164.6	6:57.497	3	1:59.791	32.485	42.097	45.209	164.1	6:43.282	
4	1:59.542	31.605	42.303	45.634	169.5	8:57.039	4	1:58.097	31.860	41.300	44.937	164.9	8:41.379	
5	1:59.252	32.240	41.994	45.018	166.7	10:56.291	5	1:57.488	31.701	41.166	44.621	165.6	10:38.867	
15	Julen AVILA CORTES ESP							37	Max SANCHEZ QUESADA ESP					
	BLUMAQ HMA RACING BEON								GRAPHBIKES EASYRACE MOTO4 TEAM MIR RACING					
1	2:27.653	57.314	44.106	46.233	113.8	2:27.653	1	3:11.799	1:40.094	45.016	46.689	130.0	3:11.799	
2	4:00.441 B	32.331	42.267	2:45.843	166.9	6:28.094	2							
3	2:08.133	40.655	41.940	45.538	89.9	8:36.227	3							
4	1:58.962	32.050	41.510	45.402	165.9	10:35.189	4							
5							5							
17	Daniel MUÑOZ FERNANDEZ ESP							39	Errol SULLIVAN USA					
	EUROTRADIS RACING TEAM TPR								TEAM AMERICA BEON					
1	2:36.276	1:07.048	43.276	45.952	137.1	2:36.276	1	2:27.350	51.084	46.631	49.635	127.1	2:27.350	
2	1:59.430	32.226	41.441	45.763	161.2	4:35.706	2	2:10.714	35.113	46.619	48.982	151.7	4:38.064	
3	1:58.773	32.179	41.510	45.084	159.8	6:34.479	3	2:08.919	34.949	45.753	48.217	150.8	6:46.983	
4	1:58.273	32.043	41.159	45.071	161.0	8:32.752	4	2:09.273	34.370	46.944	47.959	153.6	8:56.256	
5	1:58.818	32.069	41.337	45.412	160.2	10:31.570	5	2:07.257	34.176	44.963	48.118	159.5	11:03.513	



85GP/Moto4

RFME Cto. España Velocidad Navarra 2017

Warm UP

Vuelta a vuelta

Mejor Personal Mejor de la sesión B Cruzando la línea de meta por el pit lane.

Vlt.	Tiempo	Sector 1	Sector 2	Sector 3	Km/h	T. Sesión	Vlt.	Tiempo	Sector 1	Sector 2	Sector 3	Km/h	T. Sesión		
42	Diogo MOREIRA NASCIMENTO						BRA	70	Joshua WHATLEY						GBR
	SCHOOL TEAM ESTRELLA GALICIA 0,0						BEON		FAU55 RACING						BEON
1	2:51.385	1:17.990	45.548	47.847	124.6	2:51.385	1	2:26.769	55.199	45.063	46.507	134.3	2:26.769		
2	2:02.986	33.570	42.883	46.533	154.3	4:54.371	2	2:00.317	32.597	42.067	45.653	164.6	4:27.086		
3	2:01.659	33.410	42.093	46.156	163.1	6:56.030	3	1:59.364	32.054	41.874	45.436	164.6	6:26.450		
4	2:04.960	32.664	45.313	46.983	162.9	9:00.990	4	2:08.060	33.594	43.436	51.030	164.1	8:34.510		
5	2:01.266	32.520	42.096	46.650	165.6	11:02.256	5	1:58.639	31.915	41.502	45.222	164.6	10:33.149		
48	Ivan ORTOLA DIEZ						ESP	72	Oscar ALMONACIL CARRERO						ESP
	MRW-ASPAR TEAM								RC SPORT						RC SPORT
1	3:28.518	1:52.316	47.341	48.861	110.9	3:28.518	1	2:57.769	1:17.099	52.239	48.431	138.6	2:57.769		
2	2:00.197	32.197	42.173	45.827	165.9	5:28.715	2	1:59.884	32.273	42.026	45.585	170.3	4:57.653		
3	1:59.774	32.249	41.731	45.794	160.2	7:28.489	3	1:59.077	31.789	41.606	45.682	170.3	6:56.730		
4	1:59.425	32.179	41.444	45.802	162.2	9:27.914	4	1:59.853	32.161	41.982	45.710	171.4	8:56.583		
5							5	1:59.032	31.887	41.545	45.600	169.0	10:55.615		
49	Julio GARCIA GONZALEZ						ESP	74	Daijiro SAKO						JAP
	GESI MOTORSPOT						EME		IGAXTEAM						
1	3:01.056	1:30.147	44.516	46.393	109.0	3:01.056	1	2:43.754	1:09.567	46.186	48.001	130.9	2:43.754		
2	2:00.361	32.165	42.538	45.658	165.9	5:01.417	2	2:02.692	33.081	42.808	46.803	162.9	4:46.446		
3	1:59.197	32.042	41.474	45.681	168.0	7:00.614	3	2:02.377	33.043	42.573	46.761	156.7	6:48.823		
4	2:00.297	31.999	42.212	46.086	166.7	9:00.911	4	2:02.071	32.994	42.815	46.262	155.4	8:50.894		
5	2:00.404	32.248	41.953	46.203	163.1	11:01.315	5	2:01.690	32.516	42.821	46.353	167.4	10:52.584		
54	Fermin ALDEGUER MENGUAL						ESP	80	David ALONSO GOMEZ						ESP
	EQUIPO PUNTOMOTO						MIR RACING		HALCOURIER MS RACING						
1	2:57.028	1:20.093	48.172	48.763	125.4	2:57.028	1	3:17.109	1:34.867	50.370	51.872	106.0	3:17.109		
2	1:59.936	32.361	41.921	45.654	160.2	4:56.964	2	2:18.042	38.689	47.949	51.404	133.0	5:35.151		
3	1:58.565	31.776	41.605	45.184	166.2	6:55.529	3	2:14.263	38.777	46.550	48.936	133.7	7:49.414		
4	1:58.828	31.531	41.593	45.704	165.4	8:54.357	4	2:06.502	34.308	44.576	47.618	154.7	9:55.916		
5	1:58.245	31.865	41.417	44.963	162.4	10:52.602	5	2:06.196	33.921	44.147	48.128	154.1	12:02.112		
59	Gabin PLANQUES						FRA	86	Mario MAYOR FRANCES						ESP
	XCTECH						BEON		TEAM WIMU CNS						BEON
1	3:07.927	1:36.815	44.384	46.728	123.6	3:07.927	1	3:19.766	1:46.587	45.975	47.204	133.5	3:19.766		
2	2:02.193	33.461	42.604	46.128	153.6	5:10.120	2	2:03.071	33.332	43.196	46.543	158.8	5:22.837		
3	2:00.838	33.020	41.958	45.860	156.7	7:10.958	3	2:03.173	33.773	42.855	46.545	157.4	7:26.010		
4	2:01.734	33.131	42.432	46.171	159.8	9:12.692	4	2:01.892	32.892	42.300	46.700	158.4	9:27.902		
5	2:01.115	32.943	41.995	46.177	155.8	11:13.807	5	2:05.445	33.110	45.129	47.206	157.2	11:33.347		
64	David MUÑOZ RODRIGUEZ						ESP	87	Arnau MONLLAU BEDOS						ESP
	JEREZ ANDALUCIA MOTOR TALENT						RC SPORT		ALARXA						MIR RACING
1	3:02.760	1:33.793	43.381	45.586	135.2	3:02.760	1	3:39.121	2:03.992	46.439	48.690	106.5	3:39.121		
2	1:58.428	31.652	41.724	45.052	168.0	5:01.188	2	2:07.218	34.349	44.860	48.009	156.3	5:46.339		
3	1:57.958	31.496	41.474	44.988	169.8	6:59.146	3	2:06.284	33.929	44.475	47.880	156.1	7:52.623		
4	1:58.537	31.619	41.732	45.186	167.4	8:57.683	4	2:05.590	33.932	44.326	47.332	157.2	9:58.213		
5	1:57.923	31.775	41.445	44.703	170.9	10:55.606	5	2:05.473	33.800	43.973	47.700	157.0	12:03.686		
69	Marcos RUDA COMINO						ESP	89	Marcos URIARTE RODRIGUEZ						ESP
	CUNA DE CAMPEONES						MIR RACING		EUROTRADIS RACING TEAM						TPR
1	2:57.150	1:29.326	42.123	45.701	111.0	2:57.150	1	2:40.216	1:05.009	46.342	48.865	124.0	2:40.216		
2	1:57.760	31.508	41.184	45.068	168.0	4:54.910	2	2:04.320	33.648	43.840	46.832	151.0	4:44.536		
3	1:58.834	32.443	41.360	45.031	167.2	6:53.744	3	2:01.619	33.359	42.267	45.993	151.5	6:46.155		
4	1:57.384	31.570	41.081	44.733	166.2	8:51.128									
5	1:57.453	31.527	41.154	44.772	171.4	10:48.581									



85GP/Moto4

RFME Cto. España Velocidad Navarra 2017

Warm UP

Vuelta a vuelta

■ Mejor Personal ■ Mejor de la sesión B Cruzando la línea de meta por el pit lane.

Vlt.	Tiempo	Sector 1	Sector 2	Sector 3	Km/h	T. Sesión	Vlt.	Tiempo	Sector 1	Sector 2	Sector 3	Km/h	T. Sesión
4	2:04.441	33.369	42.890	48.182	151.0	8:50.596							
5	2:01.803	32.916	42.371	46.516	158.4	10:52.399							

95		Jose Antonio RUEDA RUIZ					ESP
		SCHOOL TEAM ESTRELLA GALICIA 0,0					BEON
1	2:51.830	1:20.669	44.089	47.072	134.0	2:51.830	
2	2:03.119	34.751	42.586	45.782	157.4	4:54.949	
3	1:59.778	32.547	41.785	45.446	163.6	6:54.727	
4	2:00.169	32.338	41.830	46.001	161.2	8:54.896	
5	1:59.919	31.979	42.507	45.433	161.4	10:54.815	

96		Rocco LANDERS					USA
		TEAM AMERICA					BEON
1	2:38.562	1:00.087	48.645	49.830	117.3	2:38.562	
2	2:06.698	34.064	44.534	48.100	161.9	4:45.260	
3	2:03.925	33.439	43.424	47.062	161.0	6:49.185	
4	2:16.944	33.025	56.874	47.045	159.1	9:06.129	
5	2:02.789	32.984	43.247	46.558	163.4	11:08.918	