

85GP/Moto4

CEV RFME Navarra 2017

Entre. Cronometrado 2

CIRCUITO DE NAVARRA 3.933 m.

Clasificación Provisional

Nº	Piloto	Nac	Equipo	Moto	Neumaticos	Tiempo	Vlt.	Total	Dif.	Km/h
1	69 Marcos RUDA COMINO	ESP	CUNA DE CAMPEONES	MIR RACING	DUNLOP	Moto4	1:56.667	11 12	-	121.4
2	37 Max SANCHEZ QUESADA	ESP	GRAPHBIKES EASYRACE MOTO4 TEAM	MIR RACING	DUNLOP	Moto4	1:57.205	11 11	+0.538	120.8
3	17 Daniel MUÑOZ FERNANDEZ	ESP	EUROTRADIS RACING TEAM	TPR	DUNLOP	Moto4	1:57.230	7 12	+0.563	120.8
4	70 Joshua WHATLEY	GBR	FAU55 RACING	BEON	DUNLOP	Moto4	1:57.239	4 12	+0.572	120.8
5	48 Ivan ORTOLO DIEZ	ESP	MRW-ASPAR TEAM		DUNLOP	85GP	1:57.340	3 10	+0.673	120.7
6	31 Roberto GARCIA TINOCO	ESP	EUROTRADIS RACING TEAM	TPR	DUNLOP	Moto4	1:57.344	12 13	+0.677	120.7
7	13 Marco TAPIA HORCAS	ESP	CUNA DE CAMPEONES	MIR RACING	DUNLOP	Moto4	1:57.445	5 12	+0.778	120.6
8	64 David MUÑOZ RODRIGUEZ	ESP	JEREZ ANDALUCIA MOTOR TALENT	RC SPORT	DUNLOP	Moto4	1:57.629	11 11	+0.962	120.4
9	9 Freddie HEINRICH	GER	BLUMAQ HMA RACING	BEON	DUNLOP	Moto4	1:58.198	4 11	+1.531	119.8
10	54 Fermin ALDEGUER MENGUAL	ESP	EQUIPO PUNTOMOTO	MIR RACING	DUNLOP	Moto4	1:58.371	4 12	+1.704	119.6
11	72 Oscar ALMONACIL CARRERO	ESP	RC SPORT	RC SPORT	DUNLOP	Moto4	1:58.421	2 3	+1.754	119.6
12	49 Julio GARCIA GONZALEZ	ESP	GESI MOTORSPOT	EME	DUNLOP	Moto4	1:58.763	3 12	+2.096	119.2
13	22 Hugo MILLAN GRACIA	ESP	SAG-M.A.MOTOSPORT	MIR RACING	DUNLOP	Moto4	1:58.801	5 13	+2.134	119.2
14	10 Adrian CRUCES SERRANO	ESP	IGAXTEAM		DUNLOP	85GP	1:58.823	3 3	+2.156	119.2
15	89 Marcos URIARTE RODRIGUEZ	ESP	EUROTRADIS RACING TEAM	TPR	DUNLOP	85GP	1:58.948	12 13	+2.281	119.0
16	4 Eric FERNANDEZ ROBLEDILLO	ESP	SPEED RACING	BEON	DUNLOP	Moto4	1:59.105	3 10	+2.438	118.9
17	29 Fernando LUQUE OLIVERO	ESP	JEREZ ANDALUCIA MOTOR TALENT	RC SPORT	DUNLOP	Moto4	1:59.145	12 12	+2.478	118.8
18	74 Daijiro SAKO	JAP	IGAXTEAM		DUNLOP	85GP	1:59.213	11 13	+2.546	118.8
19	95 Jose Antonio RUEDA RUIZ	ESP	SCHOOL TEAM ESTRELLA GALICIA 0,0	BEON	DUNLOP	85GP	1:59.338	9 9	+2.671	118.6
20	7 Ondrej HONZAK	CZE	EUROTRADIS RACING TEAM	TPR	DUNLOP	Moto4	1:59.456	13 13	+2.789	118.5
21	59 Gabin PLANQUES	FRA	XCTECH	BEON	DUNLOP	85GP	1:59.562	12 13	+2.895	118.4
22	96 Rocco LANDERS	USA	TEAM AMERICA	BEON	DUNLOP	85GP	1:59.861	5 13	+3.194	118.1
23	15 Julen AVILA CORTES	ESP	BLUMAQ HMA RACING	BEON	DUNLOP	Moto4	2:00.273	6 12	+3.606	117.7
24	86 Mario MAYOR FRANCES	ESP	TEAM WIMU CNS	BEON	DUNLOP	85GP	2:00.407	5 12	+3.740	117.6
25	42 Diogo MOREIRA NASCIMENTO	BRA	SCHOOL TEAM ESTRELLA GALICIA 0,0	BEON	DUNLOP	85GP	2:01.152	9 11	+4.485	116.9
26	80 David ALONSO GOMEZ	ESP	HALCOURIER MS RACING		DUNLOP	85GP	2:01.674	3 4	+5.007	116.4
27	24 Gerard MARTIN CLANCHET	ESP	IGAXTEAM		DUNLOP	85GP	2:03.206	11 11	+6.539	114.9
28	39 Errol SULLIVAN	USA	TEAM AMERICA	BEON	DUNLOP	85GP	2:04.190	3 12	+7.523	114.0
29	87 Arnau MONLLAU BEDOS	ESP	ALARXA	MIR RACING	DUNLOP	Moto4	2:05.646	12 12	+8.979	112.7
30	26 Jonathan FINN	CAN	XCTECH	BEON	DUNLOP	85GP	2:06.247	7 12	+9.580	112.2

Tiempo Máximo: 2:14.167

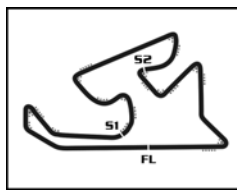
11	Brian GUARINO RAMIS	ESP	SIMONETY TEAM	MIR RACING	DUNLOP	85GP
53	Michal BULIK	SVK	ETG RACING	BEON	DUNLOP	Moto4

Vuelta Rápida	Vlt. 11	Marcos RUDA COMINO	1:56.667	121.4 Kph
---------------	---------	--------------------	----------	-----------

Hora de publicación:

Estado de la pista: **SECO**

Director de carrera:	Cronometrador:
----------------------	----------------



CIRCUITO DE NAVARRA 3.933 m.

85GP/Moto4

CEV RFME Navarra 2017

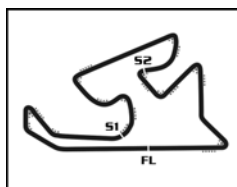
Entre Combinada Cronos 1 y 2

Clasificación Provisional

Nº	Piloto	Equipo	Moto Neumático	Cronometrado 1	Cronometrado 2	Tiempo	
1	69 Marcos RUDA COMINO	CUNA DE CAMPEONES	MIR RACING	Moto4	1:56.986	1:56.667	1:56.667
2	37 Max SANCHEZ QUESADA	GRAPHBIKES EASYRACE MOTO4 TEAM	MIR RACING	Moto4	1:58.311	1:57.205	1:57.205
3	17 Daniel MUÑOZ FERNANDEZ	EUROTRADIS RACING TEAM	TPR	Moto4	1:57.632	1:57.230	1:57.230
4	70 Joshua WHATLEY	FAU55 RACING	BEON	Moto4	1:58.685	1:57.239	1:57.239
5	48 Ivan ORTOLA DIEZ	MRW-ASPAR TEAM		85GP	1:58.839	1:57.340	1:57.340
6	31 Roberto GARCIA TINOCO	EUROTRADIS RACING TEAM	TPR	Moto4	1:58.064	1:57.344	1:57.344
7	13 Marco TAPIA HORCAS	CUNA DE CAMPEONES	MIR RACING	Moto4	1:58.718	1:57.445	1:57.445
8	64 David MUÑOZ RODRIGUEZ	JEREZ ANDALUCIA MOTOR TALENT	RC SPORT	Moto4	1:57.552	1:57.629	1:57.552
9	54 Fermin ALDEGUER MENGUAL	EQUIPO PUNTOTOTO	MIR RACING	Moto4	1:58.050	1:58.371	1:58.050
10	9 Freddie HEINRICH	BLUMAQ HMA RACING	BEON	Moto4	1:58.363	1:58.198	1:58.198
11	72 Oscar ALMONACIL CARRERO	RC SPORT	RC SPORT	Moto4	1:58.809	1:58.421	1:58.421
12	49 Julio GARCIA GONZALEZ	GESI MOTORSPOT	EME	Moto4	2:00.219	1:58.763	1:58.763
13	22 Hugo MILLAN GRACIA	SAG-M.A.MOTOSPORT	MIR RACING	Moto4	1:59.828	1:58.801	1:58.801
14	10 Adrian CRUCES SERRANO	IGAXTEAM		85GP	1:58.900	1:58.823	1:58.823
15	89 Marcos URIARTE RODRIGUEZ	EUROTRADIS RACING TEAM	TPR	85GP	1:58.930	1:58.948	1:58.930
16	4 Eric FERNANDEZ ROBLEDILLO	SPEED RACING	BEON	Moto4	2:00.575	1:59.105	1:59.105
17	29 Fernando LUQUE OLIVERO	JEREZ ANDALUCIA MOTOR TALENT	RC SPORT	Moto4		1:59.145	1:59.145
18	74 Daijro SAKO	IGAXTEAM		85GP	1:59.875	1:59.213	1:59.213
19	95 Jose Antonio RUEDA RUIZ	SCHOOL TEAM ESTRELLA GALICIA 0,0	BEON	85GP	1:59.346	1:59.338	1:59.338
20	7 Ondrej HONZAK	EUROTRADIS RACING TEAM	TPR	Moto4	2:01.129	1:59.456	1:59.456
21	59 Gabin PLANQUES	XCTECH	BEON	85GP	2:00.208	1:59.562	1:59.562
22	96 Rocco LANDERS	TEAM AMERICA	BEON	85GP	2:01.360	1:59.861	1:59.861
23	15 Julen AVILA CORTES	BLUMAQ HMA RACING	BEON	Moto4	2:00.198	2:00.273	2:00.198
24	86 Mario MAYOR FRANCES	TEAM WIMU CNS	BEON	85GP	2:02.177	2:00.407	2:00.407
25	42 Diogo MOREIRA NASCIMENTO	SCHOOL TEAM ESTRELLA GALICIA 0,0	BEON	85GP	2:01.579	2:01.152	2:01.152
26	80 David ALONSO GOMEZ	HALCOURIER MS RACING		85GP	2:21.565	2:01.674	2:01.674
27	24 Gerard MARTIN CLANCHET	IGAXTEAM		85GP	2:05.406	2:03.206	2:03.206
28	39 Errol SULLIVAN	TEAM AMERICA	BEON	85GP	2:06.359	2:04.190	2:04.190
29	87 Arnau MONLLAU BEDOS	ALARXA	MIR RACING	Moto4	2:06.814	2:05.646	2:05.646
30	26 Jonathan FINN	XCTECH	BEON	85GP	2:06.235	2:06.247	2:06.235

Oficial Provisional Oficial Final

Comisarios deportivos:	Director de carrera:	Cronometrador:
Hora:	Hora:	Hora:



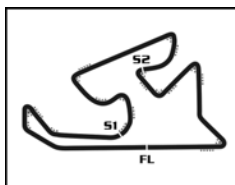
85GP/Moto4

CEV RFME Navarra 2017

Entre. Cronometrado 2

CIRCUITO DE NAVARRA 3.933 m. Mejores tiempos de sector

SECTOR 1			SECTOR 2		SECTOR 3		Pos	Piloto	Vuelta Ideal	Mejor Vuelta
Pos	Piloto	Tiempo	Piloto	Tiempo	Piloto	Tiempo				
1	69 M.RUDA COMINO	31.269	69 M.RUDA COMINO	40.756	31 R.GARCIA TINOCO	44.423	1	69 M.RUDA COMINO	1:56.588	1:56.667 (1)
2	70 J.WHATLEY	31.389	48 I.ORTOLA DIEZ	40.791	17 D.MUÑOZ FERNANDEZ	44.521	2	48 I.ORTOLA DIEZ	1:57.033	1:57.340 (5)
3	37 M.SANCHEZ QUESADA	31.417	17 D.MUÑOZ FERNANDEZ	40.879	69 M.RUDA COMINO	44.563	3	31 R.GARCIA TINOCO	1:57.040	1:57.344 (6)
4	48 I.ORTOLA DIEZ	31.458	70 J.WHATLEY	41.027	37 M.SANCHEZ QUESADA	44.572	4	17 D.MUÑOZ FERNANDEZ	1:57.085	1:57.230 (3)
5	31 R.GARCIA TINOCO	31.479	13 M.TAPIA HORCAS	41.115	64 D.MUÑOZ RODRIGUEZ	44.694	5	70 J.WHATLEY	1:57.125	1:57.239 (4)
6	64 D.MUÑOZ RODRIGUEZ	31.526	54 F.ALDEGUER MENGUAL	41.117	70 J.WHATLEY	44.709	6	37 M.SANCHEZ QUESADA	1:57.205	1:57.205 (2)
7	9 F.HEINRICH	31.533	31 R.GARCIA TINOCO	41.138	13 M.TAPIA HORCAS	44.771	7	64 D.MUÑOZ RODRIGUEZ	1:57.360	1:57.629 (8)
8	13 M.TAPIA HORCAS	31.559	64 D.MUÑOZ RODRIGUEZ	41.140	48 I.ORTOLA DIEZ	44.784	8	13 M.TAPIA HORCAS	1:57.445	1:57.445 (7)
9	10 A.CRUCES SERRANO	31.634	37 M.SANCHEZ QUESADA	41.216	54 F.ALDEGUER MENGUAL	44.952	9	9 F.HEINRICH	1:57.836	1:58.198 (9)
10	17 D.MUÑOZ FERNANDEZ	31.685	9 F.HEINRICH	41.245	72 O.ALMONACIL CARRERO	44.977	10	72 O.ALMONACIL CARRERO	1:57.967	1:58.421 (11)
11	72 O.ALMONACIL CARRERO	31.692	72 O.ALMONACIL CARRERO	41.298	49 I.GARCIA GONZALEZ	45.011	11	54 F.ALDEGUER MENGUAL	1:58.034	1:58.371 (10)
12	89 M.URIBARTE RODRIGUEZ	31.946	22 H.MILLAN GRACIA	41.346	9 F.HEINRICH	45.058	12	49 J.GARCIA GONZALEZ	1:58.541	1:58.763 (12)
13	54 F.ALDEGUER MENGUAL	31.965	49 J.GARCIA GONZALEZ	41.417	89 M.URIBARTE RODRIGUEZ	45.109	13	89 M.URIBARTE RODRIGUEZ	1:58.552	1:58.948 (15)
14	74 D.SAKO	31.979	89 M.URIBARTE RODRIGUEZ	41.497	22 H.MILLAN GRACIA	45.233	14	22 H.MILLAN GRACIA	1:58.680	1:58.801 (13)
15	86 M.MAYOR FRANCES	32.011	29 F.LUQUE OLIVERO	41.497	10 A.CRUCES SERRANO	45.252	15	10 A.CRUCES SERRANO	1:58.681	1:58.823 (14)
16	7 O.HONZAK	32.088	59 G.PLANQUES	41.524	7 O.HONZAK	45.253	16	74 D.SAKO	1:59.018	1:59.213 (18)
17	22 H.MILLAN GRACIA	32.101	95 J.RUEDA RUIZ	41.535	4 E.FERNANDEZ ROBLEDILLO	45.322	17	59 G.PLANQUES	1:59.093	1:59.562 (21)
18	49 J.GARCIA GONZALEZ	32.113	4 E.FERNANDEZ ROBLEDILLO	41.612	95 J.RUEDA RUIZ	45.324	18	4 E.FERNANDEZ ROBLEDILLO	1:59.094	1:59.105 (16)
19	59 G.PLANQUES	32.134	74 D.SAKO	41.621	29 F.LUQUE OLIVERO	45.361	19	29 F.LUQUE OLIVERO	1:59.145	1:59.145 (17)
20	4 E.FERNANDEZ ROBLEDILLO	32.160	10 A.CRUCES SERRANO	41.795	96 R.LANDERS	45.391	20	95 J.RUEDA RUIZ	1:59.209	1:59.338 (19)
21	96 R.LANDERS	32.208	96 R.LANDERS	41.800	74 D.SAKO	45.418	21	96 R.LANDERS	1:59.399	1:59.861 (22)
22	29 F.LUQUE OLIVERO	32.287	86 M.MAYOR FRANCES	41.829	59 G.PLANQUES	45.435	22	7 O.HONZAK	1:59.411	1:59.456 (20)
23	95 J.RUEDA RUIZ	32.350	15 J.AVILA CORTES	41.891	86 M.MAYOR FRANCES	45.676	23	86 M.MAYOR FRANCES	1:59.516	2:00.407 (24)
24	15 J.AVILA CORTES	32.645	42 D.MOREIRA NASCIMENTO	41.992	15 J.AVILA CORTES	45.692	24	15 J.AVILA CORTES	2:00.228	2:00.273 (23)
25	42 D.MOREIRA NASCIMENTO	32.740	7 O.HONZAK	42.070	42 D.MOREIRA NASCIMENTO	46.165	25	42 D.MOREIRA NASCIMENTO	2:00.897	2:01.152 (25)
26	80 D.ALONSO GOMEZ	32.781	80 D.ALONSO GOMEZ	42.517	80 D.ALONSO GOMEZ	46.376	26	80 D.ALONSO GOMEZ	2:01.674	2:01.674 (26)
27	24 G.MARTIN CLANCHET	33.224	24 G.MARTIN CLANCHET	43.021	24 G.MARTIN CLANCHET	46.860	27	24 G.MARTIN CLANCHET	2:03.105	2:03.206 (27)
28	39 E.SULLIVAN	33.270	39 E.SULLIVAN	43.211	39 E.SULLIVAN	47.062	28	39 E.SULLIVAN	2:03.543	2:04.190 (28)
29	26 J.FINN	33.687	87 A.MONLLAU BEDOS	43.831	26 J.FINN	47.459	29	26 J.FINN	2:05.200	2:06.247 (30)
30	87 A.MONLLAU BEDOS	33.876	26 J.FINN	44.054	87 A.MONLLAU BEDOS	47.669	30	87 A.MONLLAU BEDOS	2:05.376	2:05.646 (29)



CIRCUITO DE NAVARRA 3.933 m.

85GP/Moto4

CEV RFME Navarra 2017

Después de Entre. Cronometrado 2

Velocidad máxima del evento

Piloto	Equipo	Moto	V. Max	Vlt.	Sesión
37 Max SANCHEZ QUESADA	GRAPHBIKES EASYRACE MOTO4 TEAM	MIR RACING	Moto4	174.8	11 Entre. Cronometrado 2
72 Oscar ALMONACIL CARRERO	RC SPORT	RC SPORT	Moto4	173.6	2 Entre. Cronometrado 2
70 Joshua WHATLEY	FAU55 RACING	BEON	Moto4	172.5	11 Entre. Cronometrado 2
48 Ivan ORTOLA DIEZ	MRW-ASPAR TEAM	85GP	172.0	4 Entre. Cronometrado 2	
13 Marco TAPIA HORCAS	CUNA DE CAMPEONES	MIR RACING	Moto4	170.9	9 Entre. Cronometrado 2
89 Marcos LIRIARTE RODRIGUEZ	EUROTRADIS RACING TEAM	TPR	85GP	170.6	12 Entre. Cronometrado 2
9 Freddie HEINRICH	BLUMAQ HMA RACING	BEON	Moto4	170.6	7 Entre. Cronometrado 2
31 Roberto GARCIA TINOCO	EUROTRADIS RACING TEAM	TPR	Moto4	170.3	2 Entre. Cronometrado 2
7 Ondrej HONZAK	EUROTRADIS RACING TEAM	TPR	Moto4	170.3	12 Entre. Cronometrado 2
64 David MUÑOZ RODRIGUEZ	JEREZ ANDALUCIA MOTOR TALENT	RC SPORT	Moto4	169.8	11 Entre. Cronometrado 2
69 Marcos RUDA COMINO	CUNA DE CAMPEONES	MIR RACING	Moto4	169.8	11 Entre. Cronometrado 2
49 Julio GARCIA GONZALEZ	GESI MOTORSPOT	EME	Moto4	169.3	9 Entre. Cronometrado 2
59 Gabin PLANQUES	XCTECH	BEON	85GP	168.7	2 Entre. Cronometrado 2
74 Daijiro SAKO	IGAXTEAM	85GP	168.5	12 Entre. Cronometrado 2	
96 Rocco LANDERS	TEAM AMERICA	BEON	85GP	167.7	2 Entre. Cronometrado 2
39 Errol SULLIVAN	TEAM AMERICA	BEON	85GP	167.4	3 Entre. Cronometrado 2
15 Julen AVILA CORTES	BLUMAQ HMA RACING	BEON	Moto4	167.2	4 Entre. Cronometrado 1
17 Daniel MUÑOZ FERNANDEZ	EUROTRADIS RACING TEAM	TPR	Moto4	166.9	12 Entre. Cronometrado 2
10 Adrian CRUCES SERRANO	IGAXTEAM	85GP	166.7	3 Entre. Cronometrado 2	
86 Mario MAYOR FRANCES	TEAM WIMU CNS	BEON	85GP	166.7	7 Entre. Cronometrado 2
22 Hugo MILLAN GRACIA	SAG-M.A.MOTOSPORT	MIR RACING	Moto4	166.2	2 Entre. Cronometrado 2
29 Fernando LUQUE OLIVERO	JEREZ ANDALUCIA MOTOR TALENT	RC SPORT	Moto4	165.9	11 Entre. Cronometrado 2
80 David ALONSO GOMEZ	HALCOURIER MS RACING	85GP	165.1	4 Entre. Cronometrado 2	
54 Fermín ALDEGUER MENGUAL	EQUIPO PUNTOMOTO	MIR RACING	Moto4	164.9	11 Entre. Cronometrado 2
24 Gerard MARTIN CLANCHET	IGAXTEAM	85GP	164.6	10 Entre. Cronometrado 2	
26 Jonathan FINN	XCTECH	BEON	85GP	164.4	2 Entre. Cronometrado 2
42 Diogo MOREIRA NASCIMENTO	SCHOOL TEAM ESTRELLA GALICIA 0,0	BEON	85GP	164.4	2 Entre. Cronometrado 1
4 Eric FERNANDEZ ROBLEDILLO	SPEED RACING	BEON	Moto4	163.1	2 Entre. Cronometrado 2
95 Jose Antonio RUEDA RUIZ	SCHOOL TEAM ESTRELLA GALICIA 0,0	BEON	85GP	161.4	2 Entre. Cronometrado 2
87 Arnau MONLLAU BEDOS	ALARXA	MIR RACING	Moto4	159.5	10 Entre. Cronometrado 2




85GP/Moto4

CEV RFME Navarra 2017
Entre. Cronometrado 2

CIRCUITO DE NAVARRA 3.933 m.

Secuencia de vueltas rápidas

Tiempo de sesión	Piloto	Equipo	Moto	Neumaticos	Tiempo	km/h	Vlt.
4:12.787	15 Julen AVILA CORTES	BLUFAQ HMA RACING	BEON	DUNLOP Moti	2:01.234	116.8	2
4:32.516	74 Daijro SAKO	IGAXTEAM		DUNLOP 85C	2:00.752	117.3	2
4:33.417	9 Freddie HEINRICH	BLUFAQ HMA RACING	BEON	DUNLOP Moti	1:58.806	119.2	2
4:44.104	31 Roberto GARCIA TINOCO	EUROTRADIS RACING TEAM	TPR	DUNLOP Moti	1:58.747	119.2	2
4:50.741	17 Daniel MUÑOZ FERNANDEZ	EUROTRADIS RACING TEAM	TPR	DUNLOP Moti	1:58.568	119.4	2
4:51.329	70 Joshua WHATLEY	FAU55 RACING	BEON	DUNLOP Moti	1:58.125	119.9	2
5:30.979	69 Marcos RUDA COMINO	CUNA DE CAMPEONES	MIR RACING	DUNLOP Moti	1:56.740	121.3	2
24:32.268	69 Marcos RUDA COMINO	CUNA DE CAMPEONES	MIR RACING	DUNLOP Moti	1:56.667	121.4	11




85GP/Moto4 CEV RFME Navarra 2017 Entre. Cronometrado 2

Vuelta a vuelta

Mejor Personal Mejor de la sesión B Cruzando la línea de meta por el pit lane.

Vlt.	Tiempo	Sector 1	Sector 2	Sector 3	Km/h	T. Sesión	Vlt.	Tiempo	Sector 1	Sector 2	Sector 3	Km/h	T. Sesión		
4	Eric FERNANDEZ ROBLIEDILLO						ESP	5	1:57.445	31.559	41.115	44.771	120.6	11:25.200	
	SPEED RACING						BEON		6	1:58.766	31.600	41.195	45.971	119.2	13:23.966
	1	3:41.807	1:57.263	58.252	46.292	63.8	3:41.807		7	1:58.485	31.711	41.486	45.288	119.5	15:22.451
	2	1:59.269	32.196	41.713	45.360	118.7	5:41.076		8	1:57.912	31.767	41.225	44.920	120.1	17:20.363
	3	1:59.105	32.160	41.623	45.322	118.9	7:40.181		9	1:58.655	32.513	41.228	44.914	119.3	19:19.018
	4	1:59.837	32.423	41.873	45.541	118.2	9:40.018		10	1:58.124	31.632	41.209	45.283	119.9	21:17.142
	5	1:59.928	32.553	41.676	45.699	118.1	11:39.946		11	1:59.013	31.688	42.087	45.238	119.0	23:16.155
	6	2:00.045	32.706	41.612	45.727	117.9	13:39.991		12	1:57.933	31.742	41.232	44.959	120.1	25:14.088
	7	5:15.581 B	32.986	45.142	3:57.453	44.9	18:55.572								
	8	2:14.001	42.625	44.361	47.015	105.7	21:09.573								
	9	2:01.025	32.877	42.353	45.795	117.0	23:10.598								
10	2:00.375	32.816	42.034	45.525	117.6	25:10.973									
7	Ondrej HONZAK						CZE	15	Julen AVILA CORTES						ESP
	EUROTRADIS RACING TEAM						TPR		BLUMAQ HMA RACING						BEON
	1	2:14.524	44.191	43.720	46.613	105.3	2:14.524		1	2:11.553	42.254	43.010	46.289	107.6	2:11.553
	2	2:01.828	32.577	42.962	46.289	116.2	4:16.352		2	2:01.234	32.910	42.434	45.890	116.8	4:12.787
	3	2:01.070	32.474	42.427	46.169	116.9	6:17.422		3	2:00.596	32.753	42.001	45.842	117.4	6:13.383
	4	2:00.714	32.429	42.538	45.747	117.3	8:18.136		4	2:00.589	32.645	42.193	45.751	117.4	8:13.972
	5	2:00.680	32.345	42.172	46.163	117.3	10:18.816		5	2:00.876	32.791	42.012	46.073	117.1	10:14.848
	6	2:00.220	32.382	42.133	45.705	117.8	12:19.036		6	2:00.273	32.690	41.891	45.692	117.7	12:15.121
	7	2:01.288	32.408	42.315	46.565	116.7	14:20.324		7	2:00.724	32.699	42.192	45.833	117.3	14:15.845
	8	2:00.842	32.459	42.510	45.873	117.2	16:21.166		8	4:09.036 B	32.885	42.356	2:53.795	56.9	18:24.881
	9	2:00.703	32.536	42.239	45.928	117.3	18:21.869		9	2:07.993	39.348	42.523	46.122	110.6	20:32.874
	10	2:16.755 B	32.694	42.357	1:01.704	103.5	20:38.624		10	2:01.111	32.820	42.306	45.985	116.9	22:33.985
	11	2:20.819	50.300	44.859	45.660	100.5	22:59.443		11	2:00.843	32.755	42.305	45.783	117.2	24:34.828
12	1:59.944	32.088	42.391	45.465	118.0	24:59.387	12	2:00.850	32.757	42.157	45.936	117.2	26:35.678		
13	1:59.456	32.133	42.070	45.253	118.5	26:58.843									
9	Freddie HEINRICH						GER	17	Daniel MUÑOZ FERNANDEZ						ESP
	BLUMAQ HMA RACING						BEON		EUROTRADIS RACING TEAM						TPR
	1	2:34.611	58.413	48.830	47.368	91.6	2:34.611		1	2:52.173	1:22.274	43.962	45.937	82.2	2:52.173
	2	1:58.806	31.658	41.857	45.291	119.2	4:33.417		2	1:58.568	31.801	41.461	45.306	119.4	4:50.741
	3	1:58.504	31.764	41.395	45.345	119.5	6:31.921		3	2:04.455	37.382	41.956	45.117	113.8	6:55.196
	4	1:58.198	31.745	41.245	45.208	119.8	8:30.119		4	1:57.776	31.818	41.066	44.892	120.2	8:52.972
	5	6:17.275 B	31.999	41.802	5:03.474	37.5	14:47.394		5	1:57.894	31.737	41.170	44.987	120.1	10:50.866
	6	2:08.435	41.650	41.727	45.058	110.2	16:55.829		6	2:08.227	36.028	43.471	48.728	110.4	12:59.093
	7	1:58.463	31.533	41.667	45.263	119.5	18:54.292		7	1:57.230	31.710	40.999	44.521	120.8	14:56.323
	8	1:58.933	31.688	41.460	45.785	119.0	20:53.225		8	1:58.822	32.030	41.531	45.261	119.2	16:55.145
	9	1:58.523	31.645	41.500	45.378	119.5	22:51.748		9	2:10.109	31.787	46.286	52.036	108.8	19:05.254
10	1:59.179	31.900	41.474	45.805	118.8	24:50.927	10	1:57.656	31.747	40.929	44.980	120.3	21:02.910		
11	1:58.722	31.870	41.290	45.562	119.3	26:49.649	11	2:20.896	37.550	57.772	45.574	100.5	23:23.806		
							12	1:57.469	31.685	40.879	44.905	120.5	25:21.275		
10	Adrian CRUCES SERRANO						ESP	22	Hugo MILLAN GRACIA						ESP
	IGAXTEAM								SAG-M.A.MOTOSPORT						MIR RACING
	1	2:44.510	1:01.375	54.988	48.147	86.1	2:44.510		1	2:39.491	59.833	50.530	49.128	88.8	2:39.491
2	1:59.962	32.705	42.005	45.252	118.0	4:44.472	2		2:01.129	32.772	42.630	45.727	116.9	4:40.620	
3	1:58.823	31.634	41.795	45.394	119.2	6:43.295	3		1:59.783	32.263	42.121	45.399	118.2	6:40.403	
							4		1:59.598	32.302	41.818	45.478	118.4	8:40.001	
							5		1:58.801	32.101	41.346	45.354	119.2	10:38.802	
							6		1:58.964	32.275	41.456	45.233	119.0	12:37.766	
							7		1:59.592	32.288	41.768	45.536	118.4	14:37.358	
							8		1:59.617	32.427	41.705	45.485	118.4	16:36.975	
							9		1:59.873	32.700	41.720	45.453	118.1	18:36.848	
							10		2:01.954	35.025	41.675	45.254	116.1	20:38.802	
							11		1:59.086	32.207	41.492	45.387	118.9	22:37.888	
							12	1:59.354	32.537	41.503	45.314	118.6	24:37.242		
							13	1:59.635	32.400	41.715	45.520	118.3	26:36.877		
13	Marco TAPIA HORCAS						ESP								
	CUNA DE CAMPEONES						MIR RACING								
	1	3:32.137	1:48.240	48.529	55.368	66.7	3:32.137								
	2	1:58.753	32.063	41.491	45.199	119.2	5:30.890								
3	1:58.300	32.147	41.178	44.975	119.7	7:29.190									
4	1:58.565	31.841	41.670	45.054	119.4	9:27.755									



85GP/Moto4


CEV RFME Navarra 2017

Entre. Cronometrado 2

Vuelta a vuelta

Vlt.	Tempo	Sector 1	Sector 2	Sector 3	Km/h	T. Sesión	Vlt.	Tempo	Sector 1	Sector 2	Sector 3	Km/h	T. Sesión		
24	Gerard MARTIN CLANCHET	ESP						10	1:57.650	31.776	41.242	44.632	120.3	20:26.560	
	IGAXTEAM							11	1:57.763	31.918	41.174	44.671	120.2	22:24.323	
								12	1:57.344	31.771	41.150	44.423	120.7	24:21.667	
								13	1:57.421	31.729	41.138	44.554	120.6	26:19.088	
26	Jonathan FINN	CAN						37	Max SANCHEZ QUESADA	ESP					
	XCTECH								GRAPHBIKES EASYRACE MOTO4 TEAM	MIR RACING					
								1	3:39.989	1:56.553	57.644	45.792	64.4	3:39.989	
								2	1:58.064	31.784	41.457	44.823	119.9	5:38.053	
								3	1:58.010	31.458	41.807	44.745	120.0	7:36.063	
								4	1:58.297	31.574	41.791	44.932	119.7	9:34.360	
								5	1:57.690	31.557	41.467	44.666	120.3	11:32.050	
								6	1:58.832	31.936	41.756	45.140	119.1	13:30.882	
								7	1:58.565	31.732	41.619	45.214	119.4	15:29.447	
								8	1:58.722	32.002	41.737	44.983	119.3	17:28.169	
								9	3:05.278	31.682	41.435	1:52.161	76.4	20:33.447	
								10	2:45.793	1:05.282	54.691	45.820	85.4	23:19.240	
								11	1:57.205	31.417	41.216	44.572	120.8	25:16.445	
29	Fernando LUQUE OLIVERO	ESP						39	Errol SULLIVAN	USA					
	JEREZ ANDALUCIA MOTOR TALENT								TEAM AMERICA	BEON					
								1	2:39.147	1:01.777	48.884	48.486	89.0	2:39.147	
								2	2:05.786	33.623	43.920	48.243	112.6	4:44.933	
								3	2:04.190	33.270	43.496	47.424	114.0	6:49.123	
								4	2:05.184	33.604	44.112	47.468	113.1	8:54.307	
								5	2:04.868	34.250	43.211	47.407	113.4	10:59.175	
								6	2:08.393	35.267	45.253	47.873	110.3	13:07.568	
								7	2:05.013	33.769	43.837	47.407	113.3	15:12.581	
								8	2:05.270	33.886	44.132	47.252	113.0	17:17.851	
								9	2:13.086	35.734	47.221	50.131	106.4	19:30.937	
								10	2:04.971	33.963	43.548	47.460	113.3	21:35.908	
								11	2:16.201	36.520	50.238	49.443	104.0	23:52.109	
								12	2:05.069	34.256	43.751	47.062	113.2	25:57.178	
31	Roberto GARCIA TINOCO	ESP						42	Diogo MOREIRA NASCIMENTO	BRA					
	EUROTRADIS RACING TEAM								SCHOOL TEAM ESTRELLA GALICIA 0,0	BEON					
								1	2:58.799	1:22.958	46.808	49.033	79.2	2:58.799	
								2	2:02.721	33.317	42.624	46.780	115.4	5:01.520	
								3	2:01.316	32.740	42.299	46.277	116.7	7:02.836	
								4	2:02.268	33.053	42.327	46.888	115.8	9:05.104	
								5	2:01.162	32.925	42.072	46.165	116.9	11:06.266	
								6	4:35.378	32.853	42.074	3:20.451	51.4	15:41.644	
								7	2:08.867	39.086	42.852	46.929	109.9	17:50.511	
								8	2:01.675	32.914	42.372	46.389	116.4	19:52.186	
								9	2:01.152	32.821	41.992	46.339	116.9	21:53.338	
								10	2:01.644	32.923	42.375	46.346	116.4	23:54.982	
								11	2:01.382	33.120	42.015	46.247	116.6	25:56.364	
48	Ivan ORTOLA DIEZ	ESP						48	Ivan ORTOLA DIEZ	ESP					
	MRW-ASPAR TEAM								MRW-ASPAR TEAM						
								1	3:34.718	1:58.935	50.292	45.491	65.9	3:34.718	
								2	1:57.455	31.458	40.982	45.015	120.5	5:32.173	
								3	1:57.340	31.765	40.791	44.784	120.7	7:29.513	
								4	1:58.342	31.479	41.361	45.502	119.6	9:27.855	
								5	1:57.857	31.721	41.231	44.905	120.1	11:25.712	
								6	5:16.173	32.734	43.917	3:59.522	44.8	16:41.885	

Mejor Personal Mejor de la sesión B Cruzando la línea de meta por el pit lane.



85GP/Moto4

CEV RFME Navarra 2017


Entre. Cronometrado 2

Vuelta a vuelta

CIRCUITO DE NAVARRA 3.933 m.

Mejor Personal Mejor de la sesión B Cruzando la línea de meta por el pit lane.

Vlt.	Tiempo	Sector 1	Sector 2	Sector 3	Km/h	T. Sesión	Vlt.	Tiempo	Sector 1	Sector 2	Sector 3	Km/h	T. Sesión
7	2:34.528	44.988	55.884	53.656	91.6	19:16.413	4	1:57.931	31.836	41.154	44.941	120.1	9:33.337
8	2:02.250	34.997	41.888	45.365	115.8	21:18.663	5	1:57.834	31.688	41.158	44.988	120.2	11:31.171
9	1:58.495	31.866	41.197	45.432	119.5	23:17.158	6	3:39.402 B	33.124	42.152	2:24.126	64.5	15:10.573
10	1:58.506	32.226	41.047	45.233	119.5	25:15.664	7	2:08.336	40.450	41.538	46.348	110.3	17:18.909
49 Julio GARCIA GONZALEZ ESP							8	1:57.995	31.810	41.140	45.045	120.0	19:16.904
GESI MOTORSPOT EME							9	1:57.788	31.526	41.200	45.062	120.2	21:14.692
1	3:41.132	1:57.089	57.947	46.096	64.0	3:41.132	10	2:03.224	31.665	45.767	45.792	114.9	23:17.916
2	1:59.387	32.462	41.546	45.379	118.6	5:40.519	11	1:57.629	31.683	41.252	44.694	120.4	25:15.545
3	1:58.763	32.323	41.429	45.011	119.2	7:39.282	69 Marcos RUDA COMINO ESP						
4	1:59.160	32.317	41.417	45.426	118.8	9:38.442	CUNA DE CAMPEONES MIR RACING						
5	1:59.439	32.521	41.583	45.335	118.5	11:37.881	1	3:34.239	1:59.917	49.079	45.243	66.1	3:34.239
6	1:59.718	32.465	41.572	45.681	118.3	13:37.599	2	1:56.740	31.299	40.833	44.608	121.3	5:30.979
7	2:50.927 B	39.899	45.170	1:25.858	82.8	16:28.526	3	1:57.115	31.415	41.001	44.699	120.9	7:28.094
8	2:26.757	40.431	57.797	48.529	96.5	18:55.283	4	1:56.970	31.538	40.783	44.649	121.0	9:25.064
9	1:59.298	32.170	41.645	45.483	118.7	20:54.581	5	1:56.753	31.391	40.795	44.567	121.3	11:21.817
10	1:58.975	32.119	41.595	45.261	119.0	22:53.556	6	1:57.011	31.538	40.756	44.717	121.0	13:18.828
11	1:58.973	32.113	41.828	45.032	119.0	24:52.529	7	1:57.095	31.344	41.125	44.626	120.9	15:15.923
12	1:59.501	32.428	41.829	45.244	118.5	26:52.030	8	3:14.836 B	32.950	41.455	2:00.431	72.7	18:30.759
54 Fermin ALDEGUER MENGUAL ESP							9	2:07.475	40.975	41.351	45.149	111.1	20:38.234
EQUIPO PUNTOTOTO MIR RACING							10	1:57.367	31.590	40.876	44.901	120.6	22:35.601
1	2:31.758	53.682	50.504	47.572	93.3	2:31.758	11	1:56.667	31.269	40.804	44.594	121.4	24:32.268
2	2:19.949 B	32.057	41.952	1:05.940	101.2	4:51.707	12	1:57.104	31.537	41.004	44.563	120.9	26:29.372
3	2:05.537	38.262	41.873	45.402	112.8	6:57.244	70 Joshua WHATLEY GBR						
4	1:58.371	31.981	41.438	44.952	119.6	8:55.615	FAUSS RACING BEON						
5	1:58.608	32.032	41.117	45.459	119.4	10:54.223	1	2:53.204	1:03.556	57.689	51.959	81.7	2:53.204
6	2:01.768	32.138	42.337	47.293	116.3	12:55.991	2	1:58.125	31.586	41.412	45.127	119.9	4:51.329
7	1:59.110	31.970	41.622	45.518	118.9	14:55.101	3	1:57.616	31.389	41.171	45.056	120.4	6:48.945
8	1:59.383	32.234	41.735	45.414	118.6	16:54.484	4	1:57.239	31.503	41.027	44.709	120.8	8:46.184
9	3:24.791 B	32.306	41.973	2:10.512	69.1	20:19.275	5	1:58.670	31.919	41.691	45.060	119.3	10:44.854
10	2:06.497	39.691	41.557	45.249	111.9	22:25.772	6	1:57.614	31.597	41.083	44.934	120.4	12:42.468
11	1:58.464	31.965	41.343	45.156	119.5	24:24.236	7	3:36.645 B	31.995	42.570	2:22.080	65.4	16:19.113
12	1:59.161	32.308	41.586	45.267	118.8	26:23.397	8	2:42.276	55.541	59.893	46.842	87.3	19:01.389
59 Gabin PLANQUES FRA							9	1:58.225	31.627	41.394	45.204	119.8	20:59.614
XCTECH BEON							10	1:58.936	31.623	42.124	45.189	119.0	22:58.550
1	2:45.506	1:02.159	54.512	48.835	85.5	2:45.506	11	1:58.266	31.438	41.199	45.629	119.7	24:56.816
2	1:59.823	32.134	42.050	45.639	118.2	4:45.329	12	1:59.176	31.597	41.804	45.775	118.8	26:55.992
3	1:59.991	32.601	41.644	45.746	118.0	6:45.320	72 Oscar ALMONACIL CARRERO ESP						
4	2:00.267	32.575	41.816	45.876	117.7	8:45.587	RC SPORT RC SPORT						
5	1:59.951	32.829	41.687	45.435	118.0	10:45.538	1	3:40.194	1:56.674	57.787	45.733	64.3	3:40.194
6	2:00.163	32.471	41.711	45.981	117.8	12:45.701	2	1:58.421	32.029	41.415	44.977	119.6	5:38.615
7	1:59.807	32.418	41.700	45.689	118.2	14:45.508	3	1:58.467	31.692	41.481	45.294	119.5	7:37.082
8	1:59.878	32.586	41.623	45.669	118.1	16:45.386	74 Daijiro SAKO JAP						
9	2:00.445	32.539	41.754	46.152	117.6	18:45.831	IGAXTEAM						
10	2:06.493	35.059	45.020	46.414	111.9	20:52.324	1	2:31.764	53.011	49.871	48.882	93.3	2:31.764
11	2:00.225	32.826	41.712	45.687	117.8	22:52.549	2	2:00.752	32.428	42.155	46.169	117.3	4:32.516
12	1:59.562	32.368	41.524	45.670	118.4	24:52.111	3	2:00.253	32.933	41.621	45.699	117.7	6:32.769
13	2:00.856	32.252	41.945	46.659	117.2	26:52.967	4	1:59.902	32.318	41.834	45.750	118.1	8:32.671
64 David MUÑOZ RODRIGUEZ ESP							5	2:05.253	33.722	45.151	46.380	113.0	10:37.924
JEREZ ANDALUCIA MOTOR TALENT RC SPORT							6	1:59.809	32.374	41.816	45.619	118.2	12:37.733
1	3:39.270	1:56.249	57.480	45.541	64.6	3:39.270	7	2:00.482	32.584	42.086	45.812	117.5	14:38.215
2	1:57.995	31.556	41.450	44.989	120.0	5:37.265	8	1:59.792	32.337	41.764	45.691	118.2	16:38.007
3	1:58.141	31.775	41.345	45.021	119.8	7:35.406	9	2:08.041	33.477	45.037	49.527	110.6	18:46.048



85GP/Moto4

CEV RFME Navarra 2017

Entre. Cronometrado 2

Vuelta a vuelta

Vlt.	Tiempo	Sector 1	Sector 2	Sector 3	Km/h	T. Sesión	Vlt.	Tiempo	Sector 1	Sector 2	Sector 3	Km/h	T. Sesión
10	2:07.916	36.551	45.011	46.354	110.7	20:53.964	13	1:59.236	32.155	41.497	45.584	118.7	26:51.617
11	1:59.213	32.082	41.640	45.491	118.8	22:53.177							
12	1:59.215	31.979	41.667	45.569	118.8	24:52.392							
13	1:59.589	32.403	41.768	45.418	118.4	26:51.981							

80 David ALONSO GOMEZ						
HALCOURIER MS RACING						
1	2:55.244	1:22.039	45.654	47.551	80.8	2:55.244
2	2:04.213	33.408	43.019	47.786	114.0	4:59.457
3	2:01.674	32.781	42.517	46.376	116.4	7:01.131
4	12:51.272 B				18.4	19:52.403

86 Mario MAYOR FRANCES						
TEAM WIMU CNS						
1	3:18.099	1:38.942	52.550	46.607	71.5	3:18.099
2	2:02.040	32.947	42.557	46.536	116.0	5:20.139
3	2:01.107	32.535	42.410	46.162	116.9	7:21.246
4	2:01.622	32.798	42.402	46.422	116.4	9:22.868
5	2:00.407	32.902	41.829	45.676	117.6	11:23.275
6	2:00.750	32.475	42.083	46.192	117.3	13:24.025
7	2:06.255	32.011	42.089	52.155	112.1	15:30.280
8	2:01.461	32.433	42.912	46.116	116.6	17:31.741
9	2:00.998	32.475	42.201	46.322	117.0	19:32.739
10	2:00.995	32.488	42.305	46.202	117.0	21:33.734
11	2:00.879	32.457	42.151	46.271	117.1	23:34.613
12	2:01.820	32.920	42.489	46.411	116.2	25:36.433


87 Arnau MONLLAU BEDOS						
ALARXA						
1	3:45.955	2:05.022	51.749	49.184	62.7	3:45.955
2	2:07.376	34.283	45.048	48.045	111.2	5:53.331
3	2:06.827	34.475	44.463	47.889	111.6	8:00.158
4	2:07.568	34.309	44.665	48.594	111.0	10:07.726
5	2:06.846	34.437	44.302	48.107	111.6	12:14.572
6	2:06.319	34.337	44.181	47.801	112.1	14:20.891
7	2:06.498	33.876	44.576	48.046	111.9	16:27.389
8	2:06.390	34.278	44.351	47.761	112.0	18:33.779
9	2:05.753	34.130	43.954	47.669	112.6	20:39.532
10	2:06.352	34.051	44.170	48.131	112.1	22:45.884
11	2:06.059	34.107	44.119	47.833	112.3	24:51.943
12	2:05.646	34.095	43.831	47.720	112.7	26:57.589

89 Marcos URIARTE RODRIGUEZ						
EUROTRADIS RACING TEAM						
1	2:46.451	1:01.160	53.508	51.783	85.1	2:46.451
2	2:05.450	33.181	45.386	46.883	112.9	4:51.901
3	2:00.097	32.190	42.030	45.877	117.9	6:51.998
4	2:00.908	32.782	42.006	46.120	117.1	8:52.906
5	1:59.516	32.496	41.586	45.434	118.5	10:52.422
6	2:00.207	32.712	41.741	45.754	117.8	12:52.629
7	2:02.682	34.065	42.527	46.090	115.4	14:55.311
8	2:00.063	32.908	41.981	45.174	117.9	16:55.374
9	1:59.582	32.108	41.757	45.717	118.4	18:54.956
10	1:59.211	32.251	41.526	45.434	118.8	20:54.167
11	1:59.266	32.021	41.719	45.526	118.7	22:53.433
12	1:58.948	31.946	41.893	45.109	119.0	24:52.381

Mejor Personal Mejor de la sesión B Cruzando la línea de meta por el pit lane.

95 Jose Antonio RUEDA RUIZ						
SCHOOL TEAM ESTRELLA GALICIA 0,0						
1	3:17.114	1:47.611	43.520	45.983	71.8	3:17.114
2	2:00.185	32.350	42.049	45.786	117.8	5:17.299
3	1:59.698	32.485	41.699	45.514	118.3	7:16.997
4	7:53.562 B	32.732	41.773	6:39.057	29.9	15:10.559
5	2:09.672	41.558	42.246	45.868	109.2	17:20.231
6	2:00.785	32.836	42.063	45.886	117.2	19:21.016
7	1:59.913	32.483	41.712	45.718	118.1	21:20.929
8	1:59.730	32.522	41.678	45.530	118.3	23:20.659
9	1:59.338	32.479	41.535	45.324	118.6	25:19.997

96 Rocco LANDERS						
TEAM AMERICA						
1	2:36.772	1:00.040	49.093	47.639	90.3	2:36.772
2	2:01.046	32.474	42.399	46.173	117.0	4:37.818
3	2:00.824	32.605	42.286	45.933	117.2	6:38.642
4	2:00.381	32.469	42.177	45.735	117.6	8:39.023
5	1:59.861	32.497	41.973	45.391	118.1	10:38.884
6	1:59.892	32.422	41.800	45.670	118.1	12:38.776
7	2:00.515	32.208	42.515	45.792	117.5	14:39.291
8	2:00.455	32.439	42.121	45.895	117.5	16:39.746
9	2:01.424	32.532	42.730	46.162	116.6	18:41.170
10	2:13.481	37.395	47.851	48.235	106.1	20:54.651
11	2:01.426	32.949	42.347	46.130	116.6	22:56.077
12	2:01.518	32.715	42.237	46.566	116.5	24:57.595
13	2:00.520	32.489	42.405	45.626	117.5	26:58.115

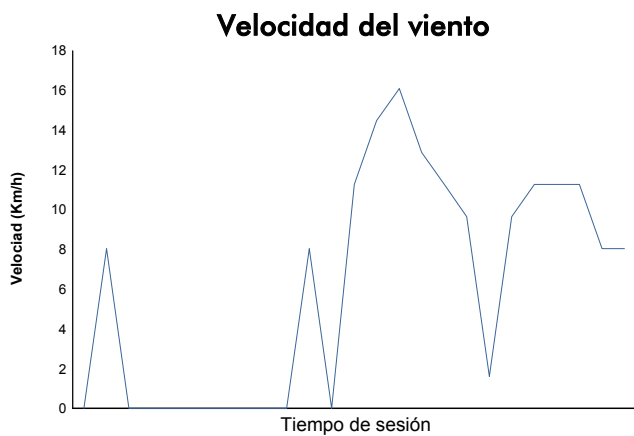
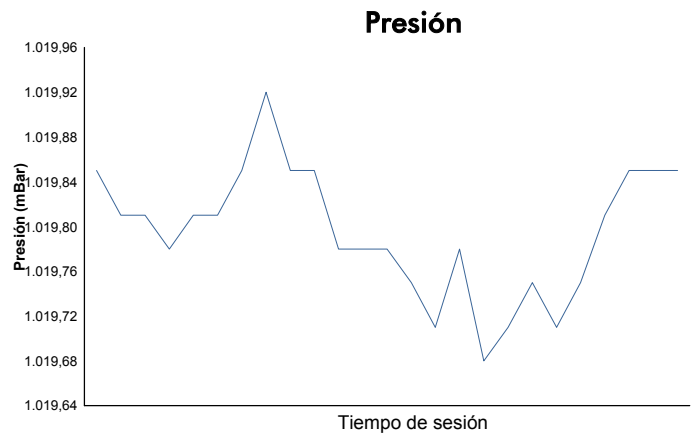
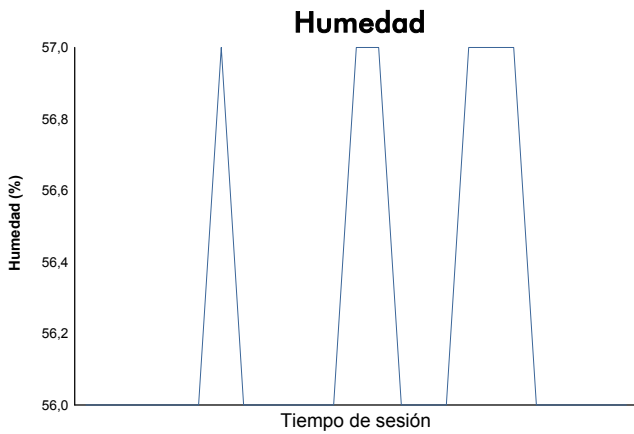
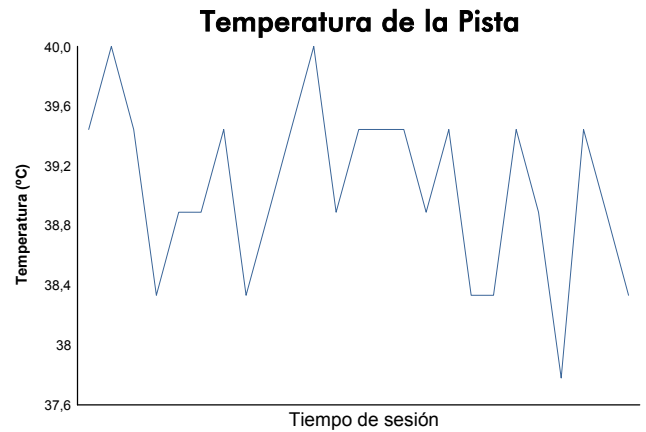
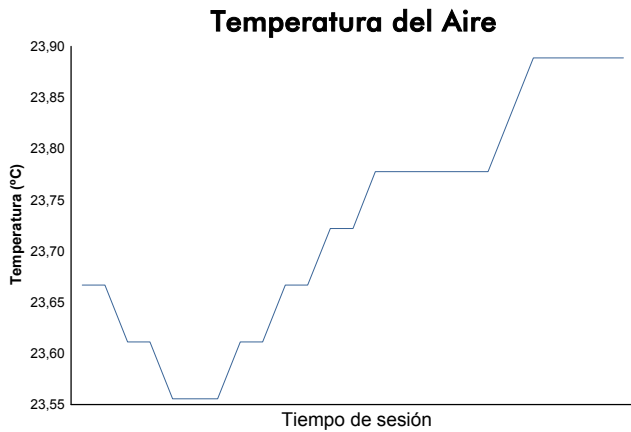


CEV RFME Navarra 2017

85GP/Moto4

Entre. Cronometrado 2

Informe meteorológico



Estado de la pista:

SECO