

85GP/Moto4

CEV RFME Navarra 2017

Entre. Cronometrado 1

CIRCUITO DE NAVARRA 3.933 m.

Clasificación Provisional

Nº	Piloto	Nac	Equipo	Moto	Neumaticos	Tiempo	Vlt.	Total	Dif.	Km/h
1	69 Marcos RUDA COMINO	ESP	CUNA DE CAMPEONES	MIR RACING	DUNLOP Moto4	1:56.986	10	12	-	121.0
2	64 David MUÑOZ RODRIGUEZ	ESP	JEREZ ANDALUCIA MOTOR TALENT	RC SPORT	DUNLOP Moto4	1:57.552	8	12	+0.566	120.4
3	17 Daniel MUÑOZ FERNANDEZ	ESP	EUROTRADIS RACING TEAM	TPR	DUNLOP Moto4	1:57.632	12	12	+0.646	120.4
4	54 Fermin ALDEGUER MENGUAL	ESP	EQUIPO PUNTOTOMOTO	MIR RACING	DUNLOP Moto4	1:58.050	9	12	+1.064	119.9
5	31 Roberto GARCIA TINOCO	ESP	EUROTRADIS RACING TEAM	TPR	DUNLOP Moto4	1:58.064	12	12	+1.078	119.9
6	37 Max SANCHEZ QUESADA	ESP	GRAPHBIKES EASYRACE MOTO4 TEAM	MIR RACING	DUNLOP Moto4	1:58.311	11	12	+1.325	119.7
7	9 Freddie HEINRICH	GER	BLUMAQ HMA RACING	BEON	DUNLOP Moto4	1:58.363	10	13	+1.377	119.6
8	70 Joshua WHATLEY	GBR	FAU55 RACING	BEON	DUNLOP Moto4	1:58.685	10	11	+1.699	119.3
9	13 Marco TAPIA HORCAS	ESP	CUNA DE CAMPEONES	MIR RACING	DUNLOP Moto4	1:58.718	10	12	+1.732	119.3
10	72 Oscar ALMONACIL CARRERO	ESP	RC SPORT	RC SPORT	DUNLOP Moto4	1:58.809	11	13	+1.823	119.2
11	48 Ivan ORTOLA DIEZ	ESP	MRW-ASPAR TEAM		DUNLOP 85GP	1:58.839	10	11	+1.853	119.1
12	10 Adrian CRUCES SERRANO	ESP	IGAXTEAM		DUNLOP 85GP	1:58.900	11	12	+1.914	119.1
13	89 Marcos URLARTE RODRIGUEZ	ESP	EUROTRADIS RACING TEAM	TPR	DUNLOP 85GP	1:58.930	10	12	+1.944	119.1
14	95 Jose Antonio RUEDA RUIZ	ESP	SCHOOL TEAM ESTRELLA GALICIA 0,0	BEON	DUNLOP 85GP	1:59.346	9	10	+2.360	118.6
15	22 Hugo MILLAN GRACIA	ESP	SAG-M.A.MOTOSPORT	MIR RACING	DUNLOP Moto4	1:59.828	6	13	+2.842	118.2
16	74 Daijro SAKO	JAP	IGAXTEAM		DUNLOP 85GP	1:59.875	9	11	+2.889	118.1
17	15 Julen AVILA CORTES	ESP	BLUMAQ HMA RACING	BEON	DUNLOP Moto4	2:00.198	10	11	+3.212	117.8
18	59 Gabin PLANQUES	FRA	XCTECH	BEON	DUNLOP 85GP	2:00.208	11	11	+3.222	117.8
19	49 Julio GARCIA GONZALEZ	ESP	GESI MOTORSPOT	EME	DUNLOP Moto4	2:00.219	9	12	+3.233	117.8
20	4 Eric FERNANDEZ ROBLEDILLO	ESP	SPEED RACING	BEON	DUNLOP Moto4	2:00.575	7	11	+3.589	117.4
21	7 Ondrej HONZAK	CZE	EUROTRADIS RACING TEAM	TPR	DUNLOP Moto4	2:01.129	10	10	+4.143	116.9
22	96 Rocco LANDERS	USA	TEAM AMERICA	BEON	DUNLOP 85GP	2:01.360	8	10	+4.374	116.7
23	42 Diogo MOREIRA NASCIMENTO	BRA	SCHOOL TEAM ESTRELLA GALICIA 0,0	BEON	DUNLOP 85GP	2:01.579	9	10	+4.593	116.5
24	86 Mario MAYOR FRANCES	ESP	TEAM WIMU CNS	BEON	DUNLOP 85GP	2:02.177	6	9	+5.191	115.9
25	24 Gerard MARTIN CLANCHET	ESP	IGAXTEAM		DUNLOP 85GP	2:05.406	9	11	+8.420	112.9
26	26 Jonathan FINN	CAN	XCTECH	BEON	DUNLOP 85GP	2:06.235	10	11	+9.249	112.2
27	39 Errol SULLIVAN	USA	TEAM AMERICA	BEON	DUNLOP 85GP	2:06.359	7	11	+9.373	112.1
28	87 Arnau MONLLAU BEDOS	ESP	ALARXA	MIR RACING	DUNLOP Moto4	2:06.814	8	11	+9.828	111.7

Tiempo Máximo: 2:14.533

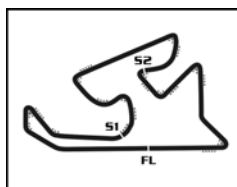
80	David ALONSO GOMEZ	ESP	HALCOURIER MS RACING		DUNLOP 85GP	2:21.565	4	4		100.0
11	Brian GUARINO RAMIS	ESP	SIMONETY TEAM	MIR RACING	DUNLOP 85GP					
29	Fernando LUQUE OLIVERO	ESP	JEREZ ANDALUCIA MOTOR TALENT	RC SPORT	DUNLOP Moto4					
53	Michal BULIK	SVK	ETG RACING	BEON	DUNLOP Moto4					

Vuelta Rápida	Vlt. 10	Marcos RUDA COMINO	1:56.986	121.0 Kph
---------------	---------	--------------------	----------	-----------

Hora de publicación:

Estado de la pista: **SECO**

Director de carrera:	Cronometrador:
----------------------	----------------



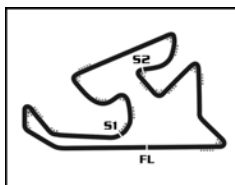
85GP/Moto4

CEV RFME Navarra 2017

Entre. Cronometrado 1

CIRCUITO DE NAVARRA 3.933 m. Mejores tiempos de sector

SECTOR 1			SECTOR 2			SECTOR 3			Pos	Piloto	Vuelta Ideal	Mejor Vuelta
Pos	Piloto	Tiempo	Piloto	Tiempo	Piloto	Tiempo	Pos	Piloto				
1	69 M.RUDA COMINO	31.422	69 M.RUDA COMINO	40.761	69 M.RUDA COMINO	44.611	1	69 M.RUDA COMINO	1:56.794	1:56.986	(1)	
2	48 I.ORTOLA DIEZ	31.501	17 D.MUÑOZ FERNANDEZ	40.797	54 F.ALDEGUER MENGUAL	44.747	2	64 D.MUÑOZ RODRIGUEZ	1:57.471	1:57.552	(2)	
3	64 D.MUÑOZ RODRIGUEZ	31.542	64 D.MUÑOZ RODRIGUEZ	41.035	31 R.GARCIA TINOCO	44.798	3	17 D.MUÑOZ FERNANDEZ	1:57.498	1:57.632	(3)	
4	31 R.GARCIA TINOCO	31.632	54 F.ALDEGUER MENGUAL	41.155	64 D.MUÑOZ RODRIGUEZ	44.894	4	54 F.ALDEGUER MENGUAL	1:57.553	1:58.050	(4)	
5	54 F.ALDEGUER MENGUAL	31.651	48 I.ORTOLA DIEZ	41.198	17 D.MUÑOZ FERNANDEZ	44.920	5	31 R.GARCIA TINOCO	1:57.831	1:58.064	(5)	
6	37 M.SANCHEZ QUESADA	31.726	9 F.HEINRICH	41.247	9 F.HEINRICH	45.003	6	9 F.HEINRICH	1:58.055	1:58.363	(7)	
7	70 J.WHATLEY	31.763	13 M.TAPIA HORCAS	41.354	37 M.SANCHEZ QUESADA	45.012	7	48 I.ORTOLA DIEZ	1:58.095	1:58.839	(11)	
8	17 D.MUÑOZ FERNANDEZ	31.781	89 M.URIASTE RODRIGUEZ	41.392	70 J.WHATLEY	45.128	8	37 M.SANCHEZ QUESADA	1:58.311	1:58.311	(6)	
9	9 F.HEINRICH	31.805	95 J.RUEDA RUIZ	41.399	89 M.URIASTE RODRIGUEZ	45.143	9	70 J.WHATLEY	1:58.441	1:58.685	(8)	
10	13 M.TAPIA HORCAS	31.848	31 R.GARCIA TINOCO	41.401	72 O.ALMONACIL CARRERO	45.154	10	13 M.TAPIA HORCAS	1:58.461	1:58.718	(9)	
11	89 M.URIASTE RODRIGUEZ	31.977	72 O.ALMONACIL CARRERO	41.441	13 M.TAPIA HORCAS	45.259	11	89 M.URIASTE RODRIGUEZ	1:58.512	1:58.930	(13)	
12	22 H.MILLAN GRACIA	31.982	22 H.MILLAN GRACIA	41.453	22 H.MILLAN GRACIA	45.315	12	72 O.ALMONACIL CARRERO	1:58.668	1:58.809	(10)	
13	10 A.CRUCES SERRANO	32.003	10 A.CRUCES SERRANO	41.519	10 A.CRUCES SERRANO	45.378	13	22 H.MILLAN GRACIA	1:58.750	1:59.828	(15)	
14	72 O.ALMONACIL CARRERO	32.073	70 J.WHATLEY	41.550	48 I.ORTOLA DIEZ	45.396	14	10 A.CRUCES SERRANO	1:58.900	1:58.900	(12)	
15	74 D.SAKO	32.213	37 M.SANCHEZ QUESADA	41.573	95 J.RUEDA RUIZ	45.398	15	95 J.RUEDA RUIZ	1:59.204	1:59.346	(14)	
16	15 J.AVILA CORTES	32.321	59 G.PLANQUES	41.682	74 D.SAKO	45.505	16	74 D.SAKO	1:59.596	1:59.875	(16)	
17	59 G.PLANQUES	32.395	15 J.AVILA CORTES	41.785	49 J.GARCIA GONZALEZ	45.589	17	15 J.AVILA CORTES	1:59.795	2:00.198	(17)	
18	95 J.RUEDA RUIZ	32.407	49 J.GARCIA GONZALEZ	41.786	15 J.AVILA CORTES	45.689	18	59 G.PLANQUES	1:59.805	2:00.208	(18)	
19	49 J.GARCIA GONZALEZ	32.483	74 D.SAKO	41.878	59 G.PLANQUES	45.728	19	49 J.GARCIA GONZALEZ	1:59.858	2:00.219	(19)	
20	7 O.HONZAK	32.596	4 E.FERNANDEZ ROBLEDILLO	41.939	4 E.FERNANDEZ ROBLEDILLO	45.770	20	4 E.FERNANDEZ ROBLEDILLO	2:00.361	2:00.575	(20)	
21	4 E.FERNANDEZ ROBLEDILLO	32.652	86 M.MAYOR FRANCES	42.270	7 O.HONZAK	46.093	21	7 O.HONZAK	2:01.056	2:01.129	(21)	
22	96 R.LANDERS	32.664	42 D.MOREIRA NASCIMENTO	42.331	96 R.LANDERS	46.126	22	96 R.LANDERS	2:01.360	2:01.360	(22)	
23	42 D.MOREIRA NASCIMENTO	32.752	7 O.HONZAK	42.367	86 M.MAYOR FRANCES	46.307	23	42 D.MOREIRA NASCIMENTO	2:01.437	2:01.579	(23)	
24	86 M.MAYOR FRANCES	33.070	96 R.LANDERS	42.570	42 D.MOREIRA NASCIMENTO	46.354	24	86 M.MAYOR FRANCES	2:01.647	2:02.177	(24)	
25	24 G.MARTIN CLANCHET	33.937	24 G.MARTIN CLANCHET	43.640	24 G.MARTIN CLANCHET	47.245	25	24 G.MARTIN CLANCHET	2:04.822	2:05.406	(25)	
26	39 E.SULLIVAN	34.059	39 E.SULLIVAN	44.058	26 J.FINN	47.262	26	39 E.SULLIVAN	2:05.962	2:06.359	(27)	
27	87 A.MONLLAU BEDOS	34.116	26 J.FINN	44.407	87 A.MONLLAU BEDOS	47.739	27	26 J.FINN	2:06.067	2:06.235	(26)	
28	26 J.FINN	34.398	87 A.MONLLAU BEDOS	44.570	39 E.SULLIVAN	47.845	28	87 A.MONLLAU BEDOS	2:06.425	2:06.814	(28)	
29	80 D.ALONSO GOMEZ	36.996	80 D.ALONSO GOMEZ	48.580	80 D.ALONSO GOMEZ	53.872	29	80 D.ALONSO GOMEZ	2:19.448	2:21.565	(29)	



CIRCUITO DE NAVARRA 3.933 m.

85GP/Moto4

CEV RFME Navarra 2017

Después de Entre. Cronometrado 1

Velocidad máxima del evento

Piloto	Equipo	Moto	V. Max	Vlt.	Sesión
48 Ivan ORTOLA DIEZ	MRW-ASPAR TEAM	85GP	105,0	3	Entre. Cronometrado 1
37 Max SANCHEZ QUESADA	GRAPHBIKES EASYRACE MOTO4 TEAM	MIR RACING	104,5	3	Entre. Cronometrado 1
13 Marco TAPIA HORCAS	CUNA DE CAMPEONES	MIR RACING	104,3	10	Entre. Cronometrado 1
64 David MUÑOZ RODRIGUEZ	JEREZ ANDALUCIA MOTOR TALENT	RC SPORT	104,3	2	Entre. Cronometrado 1
15 Julen AVILA CORTES	BLUMAQ HMA RACING	BEON	103,8	4	Entre. Cronometrado 1
70 Joshua WHATLEY	FAU55 RACING	BEON	103,4	8	Entre. Cronometrado 1
89 Marcos URIARTE RODRIGUEZ	EUROTRADIS RACING TEAM	TPR	103,4	11	Entre. Cronometrado 1
69 Marcos RUDA COMINO	CUNA DE CAMPEONES	MIR RACING	102,6	12	Entre. Cronometrado 1
9 Freddie HEINRICH	BLUMAQ HMA RACING	BEON	102,4	4	Entre. Cronometrado 1
42 Diego MOREIRA NASCIMENTO	SCHOOL TEAM ESTRELLA GALICIA 0,0	BEON	102,1	2	Entre. Cronometrado 1
72 Oscar ALMONACIL CARRERO	RC SPORT	RC SPORT	102,1	3	Entre. Cronometrado 1
31 Roberto GARCIA TINOCO	EUROTRADIS RACING TEAM	TPR	101,9	8	Entre. Cronometrado 1
54 Fermín ALDEGUER MENGUAL	EQUIPO PUNTOMOTO	MIR RACING	101,8	5	Entre. Cronometrado 1
59 Gabin PLANQUES	XCTECH	BEON	101,0	2	Entre. Cronometrado 1
7 Ondrej HONZAK	EUROTRADIS RACING TEAM	TPR	101,0	2	Entre. Cronometrado 1
17 Daniel MUÑOZ FERNANDEZ	EUROTRADIS RACING TEAM	TPR	100,6	2	Entre. Cronometrado 1
49 Julio GARCIA GONZALEZ	GESI MOTORSPOT	EME	100,4	12	Entre. Cronometrado 1
10 Adrian CRUCES SERRANO	IGAXTEAM	85GP	100,3	11	Entre. Cronometrado 1
22 Hugo MILLAN GRACIA	SAG-M.A.MOTOSPORT	MIR RACING	100,1	13	Entre. Cronometrado 1
74 Daijiro SAKO	IGAXTEAM	85GP	100,1	9	Entre. Cronometrado 1
96 Rocco LANDERS	TEAM AMERICA	BEON	97,8	8	Entre. Cronometrado 1
95 Jose Antonio RUEDA RUIZ	SCHOOL TEAM ESTRELLA GALICIA 0,0	BEON	97,6	7	Entre. Cronometrado 1
87 Arnau MONLLAU BEDOS	ALARXA	MIR RACING	97,5	8	Entre. Cronometrado 1
4 Eric FERNANDEZ ROBLEDILLO	SPEED RACING	BEON	97,2	3	Entre. Cronometrado 1
86 Mario MAYOR FRANCES	TEAM WIMU CNS	BEON	95,8	2	Entre. Cronometrado 1
26 Jonathan FINN	XCTECH	BEON	95,1	2	Entre. Cronometrado 1
24 Gerard MARTIN CLANCHET	IGAXTEAM	85GP	94,9	9	Entre. Cronometrado 1
39 Erró SULLIVAN	TEAM AMERICA	BEON	94,3	10	Entre. Cronometrado 1
80 David ALONSO GOMEZ	HALCOURIER MS RACING	85GP	85,9	2	Entre. Cronometrado 1
29 Fernando LUQUE OLIVERO	JEREZ ANDALUCIA MOTOR TALENT	RC SPORT	80,4	1	Entre. Cronometrado 1



85GP/Moto4


CEV RFME Navarra 2017

Entre. Cronometrado 1

CIRCUITO DE NAVARRA 3.933 m.

Secuencia de vueltas rápidas

Tiempo de sesión	Piloto	Equipo	Moto	Neumaticos	Tiempo	km/h	Vlt.
4:45.227	15 Julen AVILA CORTES	BLUFAQ HMA RACING	BEON	DUNLOP	Mot	2:04.002	114.2 2
4:45.251	22 Hugo MILLAN GRACIA	SAG-M.A.MOTOSPORT	MIR RACING	DUNLOP	Mot	2:03.056	115.1 2
4:48.729	9 Freddie HEINRICH	BLUFAQ HMA RACING	BEON	DUNLOP	Mot	2:00.033	118.0 2
5:46.854	64 David MUÑOZ RODRIGUEZ	JEREZ ANDALUCIA MOTOR TALENT	RC SPORT	DUNLOP	Mot	1:59.854	118.1 2
6:05.086	17 Daniel MUÑOZ FERNANDEZ	EUROTRADIS RACING TEAM	TPR	DUNLOP	Mot	1:59.513	118.5 2
6:47.626	9 Freddie HEINRICH	BLUFAQ HMA RACING	BEON	DUNLOP	Mot	1:58.897	119.1 3
8:46.140	9 Freddie HEINRICH	BLUFAQ HMA RACING	BEON	DUNLOP	Mot	1:58.514	119.5 4
12:01.123	17 Daniel MUÑOZ FERNANDEZ	EUROTRADIS RACING TEAM	TPR	DUNLOP	Mot	1:58.302	119.7 5
15:58.103	17 Daniel MUÑOZ FERNANDEZ	EUROTRADIS RACING TEAM	TPR	DUNLOP	Mot	1:58.227	119.8 7
17:46.342	64 David MUÑOZ RODRIGUEZ	JEREZ ANDALUCIA MOTOR TALENT	RC SPORT	DUNLOP	Mot	1:57.552	120.4 8
20:28.651	69 Marcos RUDA COMINO	CUNA DE CAMPEONES	MIR RACING	DUNLOP	Mot	1:57.053	121.0 9
22:25.637	69 Marcos RUDA COMINO	CUNA DE CAMPEONES	MIR RACING	DUNLOP	Mot	1:56.986	121.0 10



85GP/Moto4


CEV RFME Navarra 2017

Entre. Cronometrado 1

Vuelta a vuelta

Mejor Personal Mejor de la sesión B Cruzando la línea de meta por el pit lane.

Vlt.	Tiempo	Sector 1	Sector 2	Sector 3	Km/h	T. Sesión	Vlt.	Tiempo	Sector 1	Sector 2	Sector 3	Km/h	T. Sesión	
4	Eric FERNANDEZ ROBLEDILLO	ESP						11	1:58.900	32.003	41.519	45.378	119.1	24:24.715
	SPEED RACING	BEON						12	2:02.350	32.634	41.956	47.760	115.7	26:27.065
1	4:04.501	2:27.084	49.724	47.693	57.9	4:04.501								
2	2:01.509	32.996	42.673	45.840	116.5	6:06.010								
3	2:01.482	32.652	42.438	46.392	116.6	8:07.492								
4	2:52.710 B	33.275	44.896	1:34.539	82.0	11:00.202								
5	2:10.095	41.943	42.153	45.999	108.8	13:10.297								
6	2:00.874	32.792	42.166	45.916	117.1	15:11.171								
7	2:00.575	32.839	41.966	45.770	117.4	17:11.746								
8	2:01.338	32.855	42.340	46.143	116.7	19:13.084								
9	2:01.584	32.839	42.263	46.482	116.5	21:14.668								
10	2:58.473 B	34.793	43.766	1:39.914	79.3	24:13.141								
11	2:07.221	39.006	41.939	46.276	111.3	26:20.362								
7	Ondrej HONZAK	CZE						13	1:58.718	31.848	41.446	45.424	119.3	21:18.480
	EUROTRADIS RACING TEAM	TPR						11	1:59.016	32.084	41.354	45.578	119.0	23:17.496
1	3:19.156	1:42.236	47.201	49.719	71.1	3:19.156	12	1:59.340	32.371	41.528	45.441	118.6	25:16.836	
2	5:20.641 B	34.057	44.913	4:01.671	44.2	8:39.797								
3	2:18.558	46.998	44.223	47.337	102.2	10:58.355								
4	2:03.430	33.024	43.464	46.942	114.7	13:01.785								
5	2:02.946	32.828	43.360	46.758	115.2	15:04.731								
6	2:03.013	33.031	43.473	46.509	115.1	17:07.744								
7	2:08.053	38.483	43.307	46.263	110.6	19:15.797								
8	2:04.452	32.885	42.707	48.860	113.8	21:20.249								
9	2:01.391	32.596	42.367	46.428	116.6	23:21.640								
10	2:01.129	32.626	42.410	46.093	116.9	25:22.769								
9	Freddie HEINRICH	GER						15	2:00.198	32.550	41.785	45.863	117.8	23:43.132
	BLUMAQ HMA RACING	BEON						11	2:00.619	32.517	42.150	45.952	117.4	25:43.751
1	2:48.696	1:16.456	45.076	47.164	83.9	2:48.696								
2	2:00.033	32.141	42.308	45.584	118.0	4:48.729								
3	1:58.897	31.805	41.455	45.637	119.1	6:47.626								
4	1:58.514	31.830	41.483	45.201	119.5	8:46.140								
5	1:59.142	31.984	41.722	45.436	118.8	10:45.282								
6	1:58.626	31.817	41.350	45.459	119.4	12:43.908								
7	1:59.353	31.970	41.608	45.775	118.6	14:43.261								
8	2:11.073 B	32.588	41.628	56.857	108.0	16:54.334								
9	2:03.183	36.146	41.528	45.509	114.9	18:57.517								
10	1:58.363	31.955	41.405	45.003	119.6	20:55.880								
11	1:58.365	31.880	41.276	45.209	119.6	22:54.245								
12	1:58.467	32.017	41.247	45.203	119.5	24:52.712								
13	2:00.881	31.933	41.466	47.482	117.1	26:53.593								
10	Adrian CRUCES SERRANO	ESP						17	1:57.632	31.781	40.797	45.054	120.4	25:51.581
	IGAXTEAM	TPR						1	4:05.573	2:26.802	50.685	48.086	57.7	4:05.573
1	3:18.042	1:38.054	51.880	48.108	71.5	3:18.042	2	1:59.513	32.379	41.835	45.299	118.5	6:05.086	
2	2:04.947	35.016	44.345	45.586	113.3	5:22.989	3	1:59.056	32.313	41.390	45.353	118.9	8:04.142	
3	1:59.802	32.346	41.892	45.564	118.2	7:22.791	4	1:58.679	32.337	41.229	45.113	119.3	10:02.821	
4	1:59.803	32.287	41.807	45.709	118.2	9:22.594	5	1:58.302	32.166	41.133	45.003	119.7	12:01.123	
5	2:00.071	32.512	42.111	45.448	117.9	11:22.665	6	1:58.753	31.966	41.335	45.452	119.2	13:59.876	
6	2:00.621	32.678	42.225	45.718	117.4	13:23.286	7	1:58.227	32.132	41.121	44.974	119.8	15:58.103	
7	2:00.745	33.006	42.149	45.590	117.3	15:24.031	8	1:59.779	32.073	42.417	45.289	118.2	17:57.882	
8	2:00.602	33.086	41.856	45.660	117.4	17:24.633	9	1:58.212	32.279	41.013	44.920	119.8	19:56.094	
9	2:53.231 B	33.469	42.148	1:37.614	81.7	20:17.864	10	1:59.729	32.012	42.745	44.972	118.3	21:55.823	
10	2:07.951	38.228	43.317	46.406	110.7	22:25.815	11	1:58.126	31.982	41.172	44.972	119.9	23:53.949	
							12	1:57.632	31.781	40.797	45.054	120.4	25:51.581	
22	Hugo MILLAN GRACIA	ESP						22	1:59.828	32.342	41.774	45.712	118.2	12:47.231
	SAG-M.A.MOTOSPORT	MIR RACING						1	2:42.195	1:09.602	45.196	47.397	87.3	2:42.195
1	2:42.195	1:09.602	45.196	47.397	87.3	2:42.195	2	2:03.056	32.931	43.523	46.602	115.1	4:45.251	
2	2:03.056	32.931	43.523	46.602	115.1	4:45.251	3	2:01.439	32.741	42.330	46.368	116.6	6:46.690	
3	2:01.439	32.741	42.330	46.368	116.6	6:46.690	4	2:00.616	32.879	41.975	45.762	117.4	8:47.306	
4	2:00.616	32.879	41.975	45.762	117.4	8:47.306	5	2:00.097	32.630	41.699	45.768	117.9	10:47.403	
5	2:00.097	32.630	41.699	45.768	117.9	10:47.403	6	1:59.828	32.342	41.774	45.712	118.2	12:47.231	
6	1:59.828	32.342	41.774	45.712	118.2	12:47.231	7	2:00.549	32.574	42.342	45.633	117.5	14:47.780	
7	2:00.549	32.574	42.342	45.633	117.5	14:47.780								




85GP/Moto4

CEV RFME Navarra 2017

Entre. Cronometrado 1

Vuelta a vuelta

CIRCUITO DE NAVARRA 3.933 m.							Mejor Personal							Mejor de la sesión							B Cruzando la línea de meta por el pit lane.																																																														
Vlt.	Tiempo	Sector 1	Sector 2	Sector 3	Km/h	T. Sesión	Vlt.	Tiempo	Sector 1	Sector 2	Sector 3	Km/h	T. Sesión	Vlt.	Tiempo	Sector 1	Sector 2	Sector 3	Km/h	T. Sesión	Vlt.	Tiempo	Sector 1	Sector 2	Sector 3	Km/h	T. Sesión																																																								
8	2:01.080	32.786	42.059	46.235	116.9	16:48.860	5	2:00.096	32.060	42.370	45.666	117.9	11:21.801	6	1:59.293	32.057	41.944	45.292	118.7	13:21.094	7	1:59.062	32.194	41.692	45.176	118.9	15:20.156	8	1:59.689	32.013	41.666	46.010	118.3	17:19.845	9	1:59.668	32.226	42.027	45.415	118.3	19:19.513	10	1:59.834	32.575	41.837	45.422	118.2	21:19.347	11	1:58.311	31.726	41.573	45.012	119.7	23:17.658	12	1:59.406	32.282	42.075	45.049	118.6	25:17.064																					
9	2:01.317	32.946	42.236	46.135	116.7	18:50.177	11	1:58.311	31.726	41.573	45.012	119.7	23:17.658	12	1:59.406	32.282	42.075	45.049	118.6	25:17.064																																																															
10	2:01.391	32.928	42.519	45.944	116.6	20:51.568																																																																													
11	2:01.122	33.031	42.021	46.070	116.9	22:52.690																																																																													
12	2:00.373	33.097	41.961	45.315	117.6	24:53.063																																																																													
13	1:59.849	31.982	41.453	46.414	118.1	26:52.912																																																																													
24	Gerard MARTIN CLANCHET ESP						Errol SULLIVAN USA																																																																												
IGAXTEAM						TEAM AMERICA						BEON																																																																							
1	3:01.713	1:25.946	46.849	48.918	77.9	3:01.713	1	3:07.180	1:22.700	52.356	52.124	75.6	3:07.180	2	2:14.752	36.210	47.442	51.100	105.1	5:21.932	3	2:12.748	36.034	46.622	50.092	106.7	7:34.680	4	2:10.866	35.632	45.757	49.477	108.2	9:45.546	5	2:09.158	34.983	45.448	48.727	109.6	11:54.704	6	2:07.987	34.692	45.247	48.048	110.6	14:02.691	7	2:06.359	34.360	44.058	47.941	112.1	16:09.050	8	2:06.535	34.059	44.631	47.845	111.9	18:15.585	9	2:16.804	36.603	47.910	52.291	103.5	20:32.389	10	2:07.425	34.801	44.621	48.003	111.1	22:39.814	11	3:03.431 B	34.143	44.608	1:44.680	77.2	25:43.245
26	Jonathan FINN CAN						Diogo MOREIRA NASCIMENTO BRA																																																																												
XCTECH						SCHOOL TEAM ESTRELLA GALICIA 0,0						BEON																																																																							
1	3:06.551	1:25.491	50.895	50.165	75.9	3:06.551	1	3:08.292	1:34.638	45.480	48.174	75.2	3:08.292	2	2:03.949	33.004	43.608	47.337	114.2	5:12.241	3	2:03.073	33.102	42.959	47.012	115.0	7:15.314	4	2:03.541	33.539	43.340	46.662	114.6	9:18.855	5	6:43.250 B	33.453	43.655	5:26.142	35.1	16:02.105	6	2:11.675	41.348	43.566	46.761	107.5	18:13.780	7	2:02.693	33.327	42.437	46.929	115.4	20:16.473	8	2:02.037	33.154	42.430	46.453	116.0	22:18.510	9	2:01.579	32.752	42.331	46.496	116.5	24:20.089	10	2:01.671	32.894	42.423	46.354	116.4	26:21.760							
31	Roberto GARCIA TINOCO ESP						Ivan ORTOLA DIEZ ESP																																																																												
EUROTRADIS RACING TEAM						MRW-ASPAR TEAM						BEON																																																																							
1	3:40.553	2:05.654	47.591	47.308	64.2	3:40.553	1	3:22.934	1:51.837	44.406	46.691	69.8	3:22.934	2	2:00.314	31.970	42.582	45.762	117.7	5:23.248	3	1:59.439	31.501	42.163	45.775	118.5	7:22.687	4	1:59.598	31.946	41.870	45.782	118.4	9:22.285	5	4:29.640 B	34.060	43.055	3:12.525	52.5	13:51.925	6	2:17.708	48.941	43.258	45.509	102.8	16:09.633	7	1:59.442	31.895	41.978	45.569	118.5	18:09.075	8	1:59.521	32.372	41.609	45.540	118.5	20:08.596	9	1:59.148	32.363	41.315	45.470	118.8	22:07.744	10	1:58.839	32.245	41.198	45.396	119.1	24:06.583	11	1:59.478	32.029	42.004	45.445	118.5	26:06.061
37	Max SANCHEZ QUESADA ESP						Julio GARCIA GONZALEZ ESP																																																																												
GRAPHBIKES EASYRACE MOTO4 TEAM						GESI MOTORSPOT						EME																																																																							
1	3:22.324	1:51.720	44.267	46.337	70.0	3:22.324	1	3:24.852	1:41.063	56.102	47.687	69.1	3:24.852	2	2:02.524	33.146	42.894	46.484	115.6	5:27.376	3	2:01.761	33.108	42.453	46.200	116.3	7:29.137	4	2:02.293	32.957	43.150	46.186	115.8	9:31.430																																																	




85GP/Moto4

CEV RFME Navarra 2017

Entre. Cronometrado 1

Vuelta a vuelta

Vlt.	Tiempo	Sector 1	Sector 2	Sector 3	Km/h	T. Sesión	Vlt.	Tiempo	Sector 1	Sector 2	Sector 3	Km/h	T. Sesión
5	2:37.062 B	33.108	42.208	1:21.746	90.1	12:08.492	2	2:03.625	32.009	46.287	45.329	114.5	5:49.595
6	2:06.697	36.897	41.992	47.808	111.8	14:15.189	3	2:42.700 B	31.766	41.950	1:28.984	87.0	8:32.295
7	2:00.429	32.737	41.786	45.906	117.6	16:15.618	4	2:03.529	36.659	41.617	45.253	114.6	10:35.824
8	2:01.096	32.778	42.200	46.118	116.9	18:16.714	5	1:59.294	32.020	41.636	45.638	118.7	12:35.118
9	2:00.219	32.704	41.926	45.589	117.8	20:16.933	6	2:00.255	32.656	42.080	45.519	117.7	14:35.373
10	2:00.390	32.483	41.954	45.953	117.6	22:17.323	7	1:58.608	32.529	41.251	44.828	119.4	16:33.981
11	2:00.580	32.956	41.890	45.734	117.4	24:17.903	8	1:57.617	31.796	41.001	44.820	120.4	18:31.598
12	2:00.736	32.916	41.910	45.910	117.3	26:18.639	9	1:57.053	31.500	40.803	44.750	121.0	20:28.651
54 Fermin ALDEGUER MENGUAL ESP EQUIPO PUNTOMOTO MIR RACING							70 Joshua WHATLEY GBR FAU55 RACING BEON						
1	3:40.845	2:05.869	48.516	46.460	64.1	3:40.845	1	2:55.087	1:22.861	45.710	46.516	80.9	2:55.087
2	2:02.019	32.778	43.440	45.801	116.0	5:42.864	2	2:00.368	32.170	42.361	45.837	117.6	4:55.455
3	2:07.412	33.626	48.232	45.554	111.1	7:50.276	3	1:59.433	31.955	41.849	45.629	118.6	6:54.888
4	1:59.857	32.256	41.617	45.984	118.1	9:50.133	4	1:59.287	32.031	41.566	45.690	118.7	8:54.175
5	1:59.067	31.904	41.951	45.212	118.9	11:49.200	5	1:59.326	32.123	41.595	45.608	118.7	10:53.501
6	1:59.153	32.449	41.649	45.055	118.8	13:48.353	6	5:06.762 B	32.266	43.799	3:50.697	46.2	16:00.263
7	1:59.393	32.637	41.678	45.078	118.6	15:47.746	7	2:12.721	44.688	42.480	45.553	106.7	18:12.984
8	1:59.008	32.434	41.591	44.983	119.0	17:46.754	8	2:00.800	31.805	42.726	46.269	117.2	20:13.784
9	1:58.050	31.928	41.273	44.849	119.9	19:44.804	9	1:58.940	32.040	41.550	45.350	119.0	22:12.724
10	1:58.089	31.651	41.155	45.283	119.9	21:42.893	10	1:58.685	31.763	41.676	45.246	119.3	24:11.409
11	1:58.430	32.325	41.358	44.747	119.6	23:41.323	11	1:58.729	31.814	41.787	45.128	119.3	26:10.138
12	1:58.432	31.750	41.542	45.140	119.6	25:39.755	72 Oscar ALMONACIL CARRERO ESP RC SPORT RC SPORT						
1	2:56.849	1:24.306	45.411	47.132	80.1	2:56.849	1	2:42.948	1:09.959	46.171	46.818	86.9	2:42.948
2	2:15.043	33.807	44.902	56.334	104.8	5:11.892	2	2:04.177	32.320	45.109	46.748	114.0	4:47.125
3	2:01.861	32.885	42.707	46.269	116.2	7:13.753	3	1:59.808	32.233	42.138	45.437	118.2	6:46.933
4	3:47.542 B	36.143	44.685	2:26.714	62.2	11:01.295	4	2:00.359	32.380	42.610	45.369	117.6	8:47.292
5	2:09.360	41.149	42.362	45.849	109.5	13:10.655	5	1:59.562	32.525	41.510	45.527	118.4	10:46.854
6	2:00.812	32.804	42.200	45.808	117.2	15:11.467	6	1:59.029	32.179	41.610	45.240	119.0	12:45.883
7	2:00.351	32.395	41.688	46.268	117.6	17:11.818	7	1:59.341	32.126	41.770	45.445	118.6	14:45.224
8	2:10.351	33.073	47.685	49.593	108.6	19:22.169	8	1:59.331	32.251	41.634	45.446	118.7	16:44.555
9	2:16.600	34.889	51.496	50.215	103.7	21:38.769	9	1:59.342	32.371	41.620	45.351	118.6	18:43.897
10	2:01.003	33.177	41.775	46.051	117.0	23:39.772	10	1:58.931	32.217	41.558	45.156	119.1	20:42.828
11	2:00.208	32.798	41.682	45.728	117.8	25:39.980	11	1:58.809	32.180	41.441	45.188	119.2	22:41.637
64 David MUÑOZ RODRIGUEZ ESP JEREZ ANDALUCIA MOTOR TALENT RC SPORT							74 Daijro SAKO JAP IGAXTEAM						
1	3:47.000	2:13.455	47.540	46.005	62.4	3:47.000	1	2:56.411	1:21.530	47.484	47.397	80.3	2:56.411
2	1:59.854	31.542	42.714	45.598	118.1	5:46.854	2	3:06.082 B	35.450	46.614	1:44.018	76.1	6:02.493
3	2:02.633	31.861	45.367	45.405	115.5	7:49.487	3	2:15.448	41.522	45.001	48.925	104.5	8:17.941
4	2:00.404	32.211	41.800	46.393	117.6	9:49.891	4	3:42.613 B	34.485	44.012	2:24.116	63.6	12:00.554
5	2:02.090	31.846	44.477	45.767	116.0	11:51.981	5	2:11.497	40.649	44.461	46.387	107.7	14:12.051
6	1:58.456	31.828	41.448	45.180	119.5	13:50.437	6	2:02.492	33.416	42.534	46.542	115.6	16:14.543
7	1:58.353	32.126	41.255	44.972	119.6	15:48.790	7	2:02.194	33.669	42.080	46.445	115.9	18:16.737
8	1:57.552	31.623	41.035	44.894	120.4	17:46.342	8	2:00.873	33.145	42.147	45.581	117.1	20:17.610
9	1:58.229	32.083	41.134	45.012	119.8	19:44.571	9	1:59.875	32.213	41.928	45.734	118.1	22:17.485
10	1:57.744	31.639	41.065	45.040	120.3	21:42.315	10	2:00.095	32.517	41.878	45.700	117.9	24:17.580
11	1:57.831	31.844	41.088	44.899	120.2	23:40.146	11	2:01.301	33.566	42.230	45.505	116.7	26:18.881
12	1:58.065	31.693	41.194	45.178	119.9	25:38.211	69 Marcos RUDA COMINO ESP CUNA DE CAMPEONES MIR RACING						
1	3:45.970	2:15.699	44.408	45.863	62.7	3:45.970							




85GP/Moto4

CEV RFME Navarra 2017

Entre. Cronometrado 1

Vuelta a vuelta

Vlt.	Tiempo	Sector 1	Sector 2	Sector 3	Km/h	T. Sesión	Vlt.	Tiempo	Sector 1	Sector 2	Sector 3	Km/h	T. Sesión	
80	David ALONSO GOMEZ	ESP						6	2:07.399	39.606	42.246	45.547	111.1	18:12.145
	HALCOURIER MS RACING							7	1:59.479	32.407	41.641	45.431	118.5	20:11.624
1	3:21.523	1:36.612	51.039	53.872	70.3	3:21.523	8	1:59.610	32.432	41.624	45.554	118.4	22:11.234	
2	9:04.384 B	36.996	48.580	7:38.808	26.0	12:25.907	9	1:59.346	32.462	41.399	45.485	118.6	24:10.580	
3	2:34.814	50.699	49.947	54.168	91.5	15:00.721	10	2:00.210	32.799	42.013	45.398	117.8	26:10.790	
4	2:21.565	38.600	48.848	54.117	100.0	17:22.286								
86	Mario MAYOR FRANCES	ESP						96	Rocco LANDERS	USA				
	TEAM WIMU CNS								TEAM AMERICA	BEON				
1	4:13.178	2:36.143	47.602	49.433	55.9	4:13.178	1	7:02.791 B	1:29.118	2:11.533	3:22.140	33.5	7:02.791	
2	2:05.670	34.269	44.081	47.320	112.7	6:18.848	2	2:37.352	51.094	53.041	53.217	90.0	9:40.143	
3	2:02.953	33.330	42.884	46.739	115.2	8:21.801	3	2:14.918	37.010	48.028	49.880	104.9	11:55.061	
4	2:02.577	33.220	42.615	46.742	115.5	10:24.378	4	2:07.029	34.678	44.473	47.878	111.5	14:02.090	
5	2:02.819	33.235	42.844	46.740	115.3	12:27.197	5	2:05.258	34.093	44.144	47.021	113.0	16:07.348	
6	2:02.177	33.143	42.727	46.307	115.9	14:29.374	6	2:03.877	33.388	43.562	46.927	114.3	18:11.225	
7	2:02.190	33.087	42.565	46.538	115.9	16:31.564	7	2:02.650	33.219	42.845	46.586	115.4	20:13.875	
8	2:06.957	33.233	47.227	46.497	111.5	18:38.521	8	2:01.360	32.664	42.570	46.126	116.7	22:15.235	
9	2:04.129	33.137	42.700	48.292	114.1	20:42.650	9	2:02.323	33.131	42.843	46.349	115.7	24:17.558	
							10	2:15.438	33.417	42.902	59.119	104.5	26:32.996	
87	Arnau MONLLAU BEDOS	ESP												
	ALARXA													
1	4:07.331	2:28.904	49.196	49.231	57.2	4:07.331								
2	2:08.396	34.577	45.461	48.358	110.3	6:15.727								
3	2:12.324	38.395	45.194	48.735	107.0	8:28.051								
4	2:07.850	34.367	44.731	48.752	110.7	10:35.901								
5	3:08.554 B	34.707	45.351	1:48.496	75.1	13:44.455								
6	2:20.615	45.842	45.359	49.414	100.7	16:05.070								
7	2:08.129	34.649	45.414	48.066	110.5	18:13.199								
8	2:06.814	34.423	44.652	47.739	111.7	20:20.013								
9	2:07.295	34.252	44.735	48.308	111.2	22:27.308								
10	2:07.235	34.116	44.888	48.231	111.3	24:34.543								
11	2:07.372	34.505	44.570	48.297	111.2	26:41.915								
89	Marcos URIARTE RODRIGUEZ	ESP												
	EUROTRADIS RACING TEAM													
1	4:05.669	2:26.862	50.942	47.865	57.6	4:05.669								
2	2:00.890	32.557	42.365	45.968	117.1	6:06.559								
3	2:01.030	32.402	42.520	46.108	117.0	8:07.589								
4	2:05.852	34.697	44.945	46.210	112.5	10:13.441								
5	2:00.547	33.017	41.838	45.692	117.5	12:13.988								
6	2:00.822	32.870	42.001	45.951	117.2	14:14.810								
7	1:59.708	32.843	41.676	45.189	118.3	16:14.518								
8	1:59.854	32.770	41.587	45.497	118.1	18:14.372								
9	1:59.506	32.515	41.392	45.599	118.5	20:13.878								
10	1:58.930	32.191	41.596	45.143	119.1	22:12.808								
11	1:59.032	31.977	41.639	45.416	118.9	24:11.840								
12	1:59.066	32.175	41.734	45.157	118.9	26:10.906								
95	Jose Antonio RUEDA RUIZ	ESP												
	SCHOOL TEAM ESTRELLA GALICIA 0,0													
1	4:22.042	2:41.810	50.974	49.258	54.0	4:22.042								
2	2:02.753	33.444	43.006	46.303	115.3	6:24.795								
3	2:02.368	33.044	42.634	46.690	115.7	8:27.163								
4	2:02.849	33.252	43.319	46.278	115.3	10:30.012								
5	5:34.734 B	32.993	42.602	4:19.139	42.3	16:04.746								

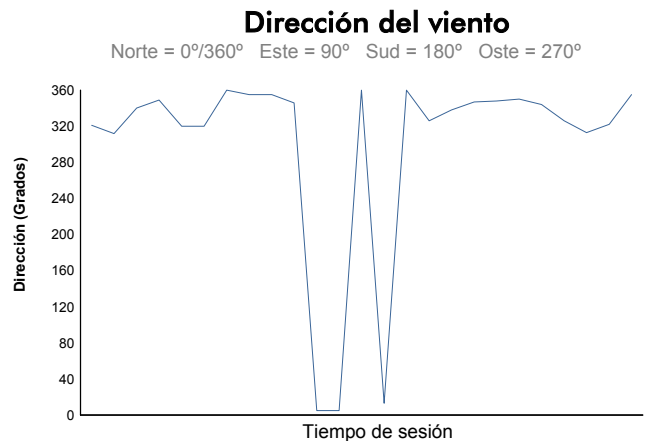
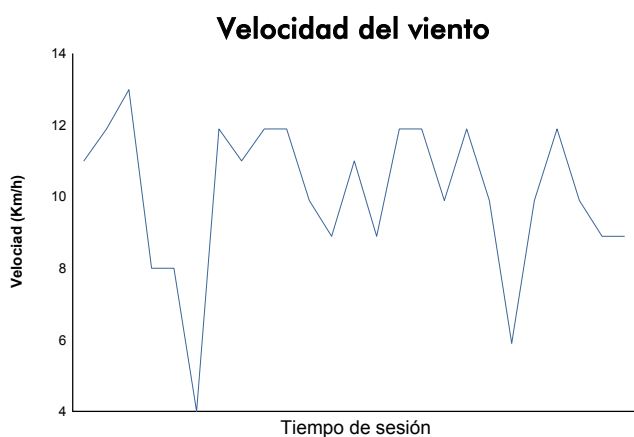
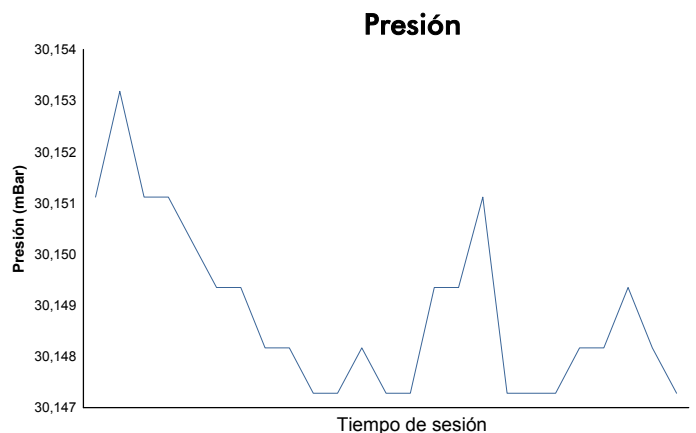
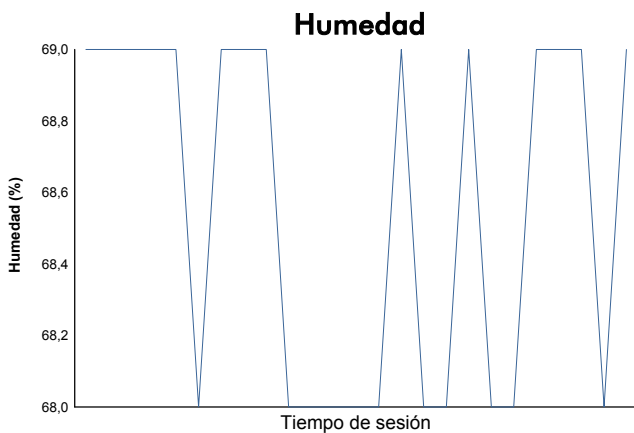
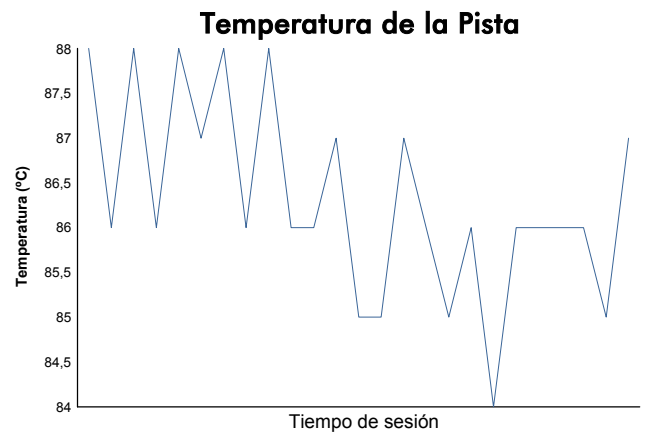
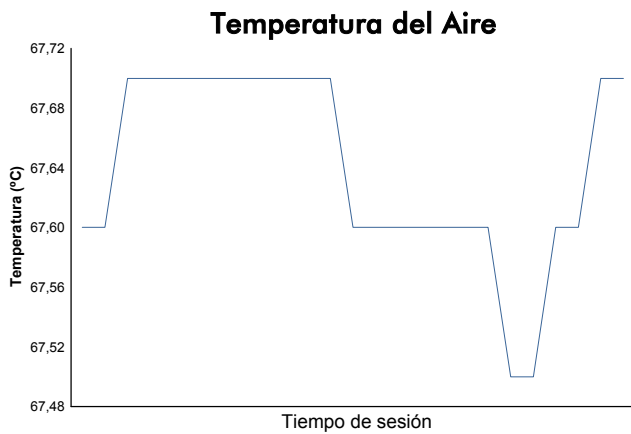


CEV RFME Navarra 2017

85GP/Moto4

Entre. Cronometrado 1

Informe meteorológico



Estado de la pista:

SECO