



85GP/Moto4

RFME Cto. España Velocidad Navarra 2017
Carrera (12 Vueltas, 47,2 km.)

Clasificación

Piloto	Nac	Equipo	Moto	Neumaticos	Vlts.	Tiempo	Dif.	Km/h	Mejor Vuelta					
									Vlt.	Tiempo	Km/h			
1	69	Marcos RUDA COMINO	ESP	CUNA DE CAMPEONES	MIR RACING	DUNLOP	Moto	12	23:30.764	-	120.4	9	1:56.367	121.7
2	31	Roberto GARCIA TINOCO	ESP	EUROTRADIS RACING TEAM	TPR	DUNLOP	Moto	12	23:30.865	+0.101	120.4	4	1:56.251	121.8
3	17	Daniel MUÑOZ FERNANDEZ	ESP	EUROTRADIS RACING TEAM	TPR	DUNLOP	Moto	12	23:31.057	+0.293	120.4	9	1:55.818	122.3
4	64	David MUÑOZ RODRIGUEZ	ESP	JEREZ ANDALUCIA MOTOR TALENT	RC SPORT	DUNLOP	Moto	12	23:38.718	+7.954	119.8	6	1:56.997	121.0
5	54	Fermin ALDEGUER MENGUAL	ESP	EQUIPO PUNTOMOTO	MIR RACING	DUNLOP	Moto	12	23:41.044	+10.280	119.6	3	1:57.169	120.8
6	37	Max SANCHEZ QUESADA	ESP	GRAPHBIKES EASYRACE MOTO4 TEAM	MIR RACING	DUNLOP	Moto	12	23:41.781	+11.017	119.5	6	1:57.468	120.5
7	9	Freddie HEINRICH	GER	BLUMAQ HMA RACING	BEON	DUNLOP	Moto	12	23:42.066	+11.302	119.5	8	1:56.978	121.0
8	70	Joshua WHATLEY	GBR	FAU55 RACING	BEON	DUNLOP	Moto	12	23:42.599	+11.835	119.4	7	1:56.989	121.0
9	48	Ivan ORTOLA DIEZ	ESP	MRW-ASPAR TEAM	DUNLOP	85Gf	12	23:50.528	+19.764	118.8	3	1:57.938	120.1	
10	10	Adrian CRUCES SERRANO	ESP	IGAXTEAM	DUNLOP	85Gf	12	23:50.653	+19.889	118.8	7	1:57.620	120.4	
11	4	Eric FERNANDEZ ROBLEDILLO	ESP	SPEED RACING	BEON	DUNLOP	Moto	12	23:50.783	+20.019	118.8	3	1:57.449	120.6
12	95	Jose Antonio RUEDA RUIZ	ESP	SCHOOL TEAM ESTRELLA GALICIA 0.0	BEON	DUNLOP	85Gf	12	23:51.011	+20.247	118.7	9	1:57.607	120.4
13	72	Oscar ALMONACIL CARRERO	ESP	RC SPORT	RC SPORT	DUNLOP	Moto	12	23:51.236	+20.472	118.7	7	1:57.737	120.3
14	15	Julen AVILA CORTES	ESP	BLUMAQ HMA RACING	BEON	DUNLOP	Moto	12	23:51.485	+20.721	118.7	8	1:57.170	120.8
15	49	Julio GARCIA GONZALEZ	ESP	GESI MOTORSPOT	EME	DUNLOP	Moto	12	23:52.074	+21.310	118.6	7	1:57.652	120.3
16	13	Marco TAPIA HORCAS	ESP	CUNA DE CAMPEONES	MIR RACING	DUNLOP	Moto	12	24:00.650	+29.886	117.9	12	1:56.719	121.3
17	59	Gabin PLANQUES	FRA	XCTECH	BEON	DUNLOP	85Gf	12	24:00.651	+29.887	117.9	6	1:58.045	119.9
18	29	Fernando LUQUE OLIVERO	ESP	JEREZ ANDALUCIA MOTOR TALENT	RC SPORT	DUNLOP	Moto	12	24:07.530	+36.766	117.4	2	1:59.129	118.9
19	89	Marcos URIARTE RODRIGUEZ	ESP	EUROTRADIS RACING TEAM	TPR	DUNLOP	85Gf	12	24:07.581	+36.817	117.4	2	1:58.487	119.5
20	86	Mario MAYOR FRANCES	ESP	TEAM WIMU CNS	BEON	DUNLOP	85Gf	12	24:08.016	+37.252	117.3	2	1:58.667	119.3
21	22	Hugo MILLAN GRACIA	ESP	SAG-M.A.MOTOSPORT	MIR RACING	DUNLOP	Moto	12	24:20.710	+49.946	116.3	2	1:59.461	118.5
22	96	Rocco LANDERS	USA	TEAM AMERICA	BEON	DUNLOP	85Gf	12	24:21.397	+50.633	116.3	8	1:59.891	118.1
23	42	Diogo MOREIRA NASCIMENTO	BRA	SCHOOL TEAM ESTRELLA GALICIA 0.0	BEON	DUNLOP	85Gf	12	24:34.754	+1:03.990	115.2	10	2:00.619	117.4
24	24	Gerard MARTIN CLANCHET	ESP	IGAXTEAM	DUNLOP	85Gf	12	25:08.218	+1:37.454	112.7	10	2:03.746	114.4	
25	39	Errol SULLIVAN	USA	TEAM AMERICA	BEON	DUNLOP	85Gf	12	25:15.362	+1:44.598	112.1	7	2:04.405	113.8
26	87	Arnaud MONLLAU BEDOS	ESP	ALARXA	MIR RACING	DUNLOP	Moto	12	25:15.709	+1:44.945	112.1	7	2:04.632	113.6
27	26	Jonathan FINN	CAN	XCTECH	BEON	DUNLOP	85Gf	12	25:19.614	+1:48.850	111.8	7	2:04.613	113.6
No clasificados:														
80	David ALONSO GOMEZ	ESP	HALCOURIER MS RACING	DUNLOP	85Gf	1	2:13.622							
74	Daijiro SAKO	JAP	IGAXTEAM	DUNLOP	85Gf	1	2:14.035							
7	Ondrej HONZAK	CZE	EUROTRADIS RACING TEAM	TPR	DUNLOP	Moto								

Pole		M. SANCHEZ QUESADA	1:57.205	120.8 Kph
Vuelta Rápida	Vlt. 9	Daniel MUÑOZ FERNANDEZ	1:55.818	122.3 Kph

Hora de publicación:

Estado de pista: **SECO**

Director de carrera:	Cronometrador:
-----------------------------	-----------------------



85GP/Moto4

RFME Cto. España Velocidad Navarra 2017

Carrera ((12 vueltas, 47,2 km.))

Parrilla de Salida

Revisada

26 J. FINN	2:06.235	30	87 A. MONLLAU BEDOS	2:05.646	29	39 E. SULLIVAN	2:04.190	28
24 G. MARTIN CLANCHET	2:03.206	27	80 D. ALONSO GOMEZ	2:01.674	26	42 D. MOREIRA NASCIMENTO	2:01.152	25
86 M. MAYOR FRANCES	2:00.407	24	15 J. AVILA CORTES	2:00.198	23	96 R. LANDERS	1:59.861	22
59 G. PLANQUES	1:59.562	21	29 F. LUQUE OLIVERO	1:59.145	20	7 O. HONZAK	1:59.456	19
95 J. RUEDA RUIZ	1:59.338	18	74 D. SAKO	1:59.213	17	4 E. FERNANDEZ ROBLEDILLO	1:59.105	16
89 M. URIARTE RODRIGUEZ	1:58.930	15	10 A. CRUCES SERRANO	1:58.823	14	22 H. MILLAN GRACIA	1:58.801	13
49 J. GARCIA GONZALEZ	1:58.763	12	72 O. ALMONACIL CARRERO	1:58.421	11	9 F. HEINRICH	1:58.198	10
54 F. ALDEGUER MENGUAL	1:58.050	9	64 D. MUÑOZ RODRIGUEZ	1:57.552	8	13 M. TAPIA HORCAS	1:57.445	7
31 R. GARCIA TINOCO	1:57.344	6	48 I. ORTOLA DIEZ	1:57.340	5	69 M. RUDA COMINO	1:56.667	4
70 J. WHATLEY	1:57.239	3	17 D. MUÑOZ FERNANDEZ	1:57.230	2	37 M. SANCHEZ QUESADA	1:57.205	1

Nº 29 penalizado con 3 puestos Art.1.21.2 del reglamento deportivo

Nº 69 penalizado con 3 puestos procedente de Alcarras

Comisarios Deportivos:	Cronometrador:
------------------------	----------------



85GP/Moto4

RFME Cto. España Velocidad Navarra 2017

Carrera

Clasificación por clase

Nº	Piloto	Nac	Equipo	Moto	Vlts.	Tiempo	Diff.	Km/h	Mejor Vuelta		
									Vlt.	Tiempo	Km/h
85GP											
1	48 Ivan ORTOLA DIEZ	ESP	MRW-ASPAR TEAM		12	23:50.528		118.8	3	1:57.938	120.1
2	10 Adrian CRUCES SERRANO	ESP	IGAXTEAM		12	23:50.653	+0.125	118.8	7	1:57.620	120.4
3	95 Jose Antonio RUEDA RUIZ	ESP	SCHOOL TEAM ESTRELLA GALICIA 0,0	BEON	12	23:51.011	+0.483	118.7	9	1:57.607	120.4
4	59 Gabin PLANQUES	FRA	XCTECH	BEON	12	24:00.651	+10.123	117.9	6	1:58.045	119.9
5	89 Marcos URIARTE RODRIGUEZ	ESP	EUROTRADIS RACING TEAM	TPR	12	24:07.581	+17.053	117.4	2	1:58.487	119.5
6	86 Mario MAYOR FRANCES	ESP	TEAM WIMU CNS	BEON	12	24:08.016	+17.488	117.3	2	1:58.667	119.3
7	96 Rocco LANDERS	USA	TEAM AMERICA	BEON	12	24:21.397	+30.869	116.3	8	1:59.891	118.1
8	42 Diogo MOREIRA NASCIMENTO	BRA	SCHOOL TEAM ESTRELLA GALICIA 0,0	BEON	12	24:34.754	+44.226	115.2	10	2:00.619	117.4
9	24 Gerard MARTIN CLANCHET	ESP	IGAXTEAM		12	25:08.218	+117.690	112.7	10	2:03.746	114.4
10	39 Errol SULLIVAN	USA	TEAM AMERICA	BEON	12	25:15.362	+124.834	112.1	7	2:04.405	113.8
11	26 Jonathan FINN	CAN	XCTECH	BEON	12	25:19.614	+129.086	111.8	7	2:04.613	113.6
No clasificados:											
80	David ALONSO GOMEZ	ESP	HALCOURIER MS RACING		1	2:13.622		106.0			
74	Daijiro SAKO	JAP	IGAXTEAM		1	2:14.035		105.6			
Moto4											
1	69 Marcos RUDA COMINO	ESP	CUNA DE CAMPEONES	MIR RACING	12	23:30.764		120.4	9	1:56.367	121.7
2	31 Roberto GARCIA TINOCO	ESP	EUROTRADIS RACING TEAM	TPR	12	23:30.865	+0.101	120.4	4	1:56.251	121.8
3	17 Daniel MUÑOZ FERNANDEZ	ESP	EUROTRADIS RACING TEAM	TPR	12	23:31.057	+0.293	120.4	9	1:55.818	122.3
4	64 David MUÑOZ RODRIGUEZ	ESP	JEREZ ANDALUCIA MOTOR TALENT	RC SPORT	12	23:38.718	+7.954	119.8	6	1:56.997	121.0
5	54 Fermin ALDEGUER MENGUAL	ESP	EQUIPO PUNTOTOMOTO	MIR RACING	12	23:41.044	+10.280	119.6	3	1:57.169	120.8
6	37 Max SANCHEZ QUESADA	ESP	GRAPHBIKES EASYRACE MOTO4 TEAM	MIR RACING	12	23:41.781	+11.017	119.5	6	1:57.468	120.5
7	9 Freddie HEINRICH	GER	BLUMAQ HMA RACING	BEON	12	23:42.066	+11.302	119.5	8	1:56.978	121.0
8	70 Joshua WHATLEY	GBR	FAU55 RACING	BEON	12	23:42.599	+11.835	119.4	7	1:56.989	121.0
9	4 Eric FERNANDEZ ROBEDILLO	ESP	SPEED RACING	BEON	12	23:50.783	+20.019	118.8	3	1:57.449	120.6
10	72 Oscar ALMONACIL CARRERO	ESP	RC SPORT	RC SPORT	12	23:51.236	+20.472	118.7	7	1:57.737	120.3
11	15 Julen AVILA CORTES	ESP	BLUMAQ HMA RACING	BEON	12	23:51.485	+20.721	118.7	8	1:57.170	120.8
12	49 Julio GARCIA GONZALEZ	ESP	GESI MOTORSPOT	EME	12	23:52.074	+21.310	118.6	7	1:57.652	120.3
13	13 Marco TAPIA HORCAS	ESP	CUNA DE CAMPEONES	MIR RACING	12	24:00.650	+29.886	117.9	12	1:56.719	121.3
14	29 Fernando LUQUE OLIVERO	ESP	JEREZ ANDALUCIA MOTOR TALENT	RC SPORT	12	24:07.530	+36.766	117.4	2	1:59.129	118.9
15	22 Hugo MILLAN GRACIA	ESP	SAG-M.A.MOTOSPORT	MIR RACING	12	24:20.710	+49.946	116.3	2	1:59.461	118.5
16	87 Armau MONLLAU BEDOS	ESP	ALARXA	MIR RACING	12	25:15.709	+144.945	112.1	7	2:04.632	113.6
No clasificados:											
7	Ondrej HONZAK	CZE	EUROTRADIS RACING TEAM	TPR					12 Laps	0.0	

Hora publicación:

Estado de pista:

SECO

Director de carrera:

Cronometrador:




85GP/Moto4

RFME Cto. España Velocidad Navarra 2017

Carrera

Vuelta a vuelta

Vlt.	Tiempo	Sector 1	Sector 2	Sector 3	Km/h	T. Sesión	Vlt.	Tiempo	Sector 1	Sector 2	Sector 3	Km/h	T. Sesión	
4	Eric FERNANDEZ ROBLDILLO						ESP	9	1:58.272	31.820	41.554	44.898	171.7	18:07.716
	SPEED RACING						BEON	10	1:58.878	32.146	41.922	44.810	173.9	20:06.594
1	2:09.322	41.321	42.845	45.156		2:09.322	11	1:57.337	31.690	41.032	44.615	169.0	22:03.931	
2	1:57.598	31.521	41.357	44.720	167.4	4:06.920	12	1:56.719	31.587	40.574	44.558	169.0	24:00.650	
3	1:57.449	31.442	41.121	44.886	170.6	6:04.369								
4	1:57.743	31.569	41.340	44.834	164.4	8:02.112								
5	1:58.160	31.556	41.922	44.682	170.9	10:00.272								
6	1:57.879	31.676	41.472	44.731	167.2	11:58.151								
7	1:58.068	31.687	41.158	45.223	167.4	13:56.219								
8	1:59.169	32.271	41.634	45.264	164.9	15:55.388								
9	1:59.081	31.840	42.071	45.170	167.2	17:54.469								
10	1:58.563	31.756	41.768	45.039	166.4	19:53.032								
11	1:58.841	32.143	41.625	45.073	164.4	21:51.873								
12	1:58.910	32.512	41.719	44.679	160.7	23:50.783								
9	Freddie HEINRICH						GER							
	BLUMAQ HMA RACING						BEON							
1	2:08.265	40.578	41.933	45.754		2:08.265								
2	1:58.102	31.543	41.694	44.865	171.2	4:06.367								
3	1:57.316	31.327	41.140	44.849	172.0	6:03.683								
4	1:58.245	31.784	41.565	44.896	173.1	8:01.928								
5	1:58.008	31.582	41.819	44.607	173.4	9:59.936								
6	1:57.072	31.313	40.987	44.772	168.5	11:57.008								
7	1:57.172	31.425	40.998	44.749	168.2	13:54.180								
8	1:56.978	31.244	41.026	44.708	169.5	15:51.158								
9	1:57.095	31.176	41.063	44.856	170.6	17:48.253								
10	1:57.444	31.271	41.517	44.656	172.0	19:45.697								
11	1:58.232	31.436	41.705	45.091	171.4	21:43.929								
12	1:58.137	31.419	41.861	44.857	169.3	23:42.066								
10	Adrian CRUCES SERRANO						ESP							
	IGAXTEAM													
1	2:09.337	41.470	42.496	45.371		2:09.337								
2	1:58.247	31.758	41.441	45.048	168.2	4:07.584								
3	1:57.934	31.610	41.326	44.998	169.5	6:05.518								
4	1:57.926	31.742	41.443	44.741	168.5	8:03.444								
5	1:57.926	31.680	41.439	44.807	169.0	10:01.370								
6	1:57.687	31.361	41.101	45.225	172.2	11:59.057								
7	1:57.620	31.710	41.110	44.800	168.2	13:56.677								
8	1:58.553	31.552	41.564	45.437	172.5	15:55.230								
9	1:59.314	32.074	41.969	45.271	167.7	17:54.544								
10	1:58.502	31.853	41.799	44.850	164.4	19:53.046								
11	1:58.800	31.999	41.562	45.239	164.1	21:51.846								
12	1:58.807	32.183	41.781	44.843	163.4	23:50.653								
13	Marco TAPIA HORCAS						ESP							
	CUNA DE CAMPEONES						MIR RACING							
1	2:08.189	40.865	42.211	45.113		2:08.189								
2	1:58.322	31.441	42.087	44.794	172.2	4:06.511								
3	1:57.369	31.464	41.056	44.849	168.2	6:03.880								
4	1:58.644	31.856	41.756	45.032	172.2	8:02.524								
5	1:58.019	31.582	41.817	44.620	175.0	10:00.543								
6	1:57.754	31.531	41.535	44.688	164.9	11:58.297								
7	2:08.683 B	31.811	41.104	55.768	164.4	14:06.980								
8	2:02.464	36.452	41.121	44.891	140.8	16:09.444								
15	Julen AVILA CORTES						ESP							
	BLUMAQ HMA RACING						BEON							
1	2:10.912	42.553	42.924	45.435		2:10.912								
2	1:57.830	31.177	41.731	44.922	176.2	4:08.742								
3	1:59.193	32.263	42.013	44.917	175.3	6:07.935								
4	1:58.299	31.642	41.545	45.112	172.2	8:06.234								
5	1:57.891	31.602	41.453	44.836	170.1	10:04.125								
6	1:58.114	31.845	41.402	44.867	169.8	12:02.239								
7	1:57.290	31.404	41.170	44.716	170.3	13:59.529								
8	1:57.170	31.368	41.283	44.519	172.0	15:56.699								
9	1:58.289	31.281	42.045	44.963	173.9	17:54.988								
10	1:58.905	31.889	41.625	45.391	172.0	19:53.893								
11	1:58.721	31.454	42.141	45.126	174.2	21:52.614								
12	1:58.871	31.586	42.366	44.919	175.9	23:51.485								
17	Daniel MUÑOZ FERNANDEZ						ESP							
	EUROTRADIS RACING TEAM						TPR							
1	2:06.067	39.183	42.143	44.741		2:06.067								
2	1:57.097	31.474	40.948	44.675	172.0	4:03.164								
3	1:56.900	31.257	40.955	44.688	170.6	6:00.064								
4	1:57.030	31.634	40.792	44.604	167.7	7:57.094								
5	1:57.089	31.908	40.783	44.398	165.6	9:54.183								
6	1:56.700	31.609	41.015	44.076	166.2	11:50.883								
7	1:57.801	31.658	40.704	45.439	165.1	13:48.684								
8	1:56.089	31.353	40.770	43.966	171.7	15:44.773								
9	1:55.818	31.135	40.462	44.221	172.5	17:40.591								
10	1:57.288	31.465	41.415	44.408	168.0	19:37.879								
11	1:56.683	31.339	41.209	44.135	173.9	21:34.562								
12	1:56.495	31.441	41.032	44.022	172.5	23:31.057								
22	Hugo MILLAN GRACIA						ESP							
	SAG-M.A.MOTOSPORT						MIR RACING							
1	2:10.784	42.245	42.823	45.716		2:10.784								
2	1:59.461	32.019	42.094	45.348	169.5	4:10.245								
3	2:06.039	37.101	43.286	45.652	167.7	6:16.284								
4	2:00.828	32.685	42.038	46.105	162.4	8:17.112								
5	2:00.601	32.787	41.974	45.840	161.0	10:17.713								
6	2:00.082	32.833	41.815	45.434	160.0	12:17.795								
7	2:00.247	32.673	41.873	45.701	159.8	14:18.042								
8	2:00.232	32.690	42.200	45.342	161.2	16:18.274								
9	2:00.755	32.783	42.111	45.861	160.5	18:19.029								
10	2:00.968	32.516	42.136	46.316	161.7	20:19.997								
11	2:00.027	32.416	41.944	45.667	165.9	22:20.024								
12	2:00.686	32.910	41.953	45.823	158.4	24:20.710								
24	Gerard MARTIN CLANCHET						ESP							
	IGAXTEAM													
1	2:16.062	44.368	44.054	47.640		2:16.062								
2	2:05.420	33.563	44.259	47.598	159.1	4:21.482								
3	2:05.357	34.556	43.420	47.381	155.2	6:26.839								
4	2:05.041	34.064												



85GP/Moto4

RFME Cto. España Velocidad Navarra 2017

Carrera

Vuelta a vuelta

Mejor Personal Mejor de la sesión B Cruzando la línea de meta por el pit lane.

Vlt.	Tiempo	Sector 1	Sector 2	Sector 3	Km/h	T. Sesión	Vlt.	Tiempo	Sector 1	Sector 2	Sector 3	Km/h	T. Sesión
5	2:04.870	33.904	43.492	47.474	154.9	10:36.750	1	2:05.983	39.068	42.086	44.829		2:05.983
6	2:05.063	33.813	43.624	47.626	154.3	12:41.813	2	1:58.062	31.434	41.735	44.893	174.5	4:04.045
7	2:04.546	33.633	43.412	47.501	155.6	14:46.359	3	1:57.700	31.307	41.625	44.768	173.6	6:01.745
8	2:04.276	33.691	43.220	47.365	155.8	16:50.635	4	1:57.786	31.184	41.734	44.868	174.8	7:59.531
9	2:04.372	33.689	43.349	47.334	156.7	18:55.007	5	1:57.678	31.220	41.467	44.991	174.5	9:57.209
10	2:03.746	33.533	43.093	47.120	157.4	20:58.753	6	1:57.468	31.311	41.170	44.987	171.2	11:54.677
11	2:04.603	33.912	43.497	47.194	155.6	23:03.356	7	1:57.620	31.497	41.340	44.783	172.0	13:52.297
12	2:04.862	33.926	43.249	47.687	155.8	25:08.218	8	1:57.547	31.320	41.563	44.664	172.5	15:49.844
							9	1:57.944	31.371	41.363	45.210	172.2	17:47.788
							10	1:57.602	31.431	41.461	44.710	172.8	19:45.390
							11	1:57.952	31.579	41.634	44.739	172.0	21:43.342
							12	1:58.439	31.692	41.938	44.809	171.2	23:41.781

26 Jonathan FINN				CAN	
XCTECH				BEON	
1	2:16.549	45.102	44.199	47.248	2:16.549
2	2:05.534	34.385	44.208	46.941	4:22.083
3	2:05.625	34.228	43.930	47.467	6:27.708
4	2:05.112	33.979	44.006	47.127	8:32.820
5	2:04.886	33.775	44.182	46.929	10:37.706
6	2:05.386	33.761	43.732	47.893	12:43.092
7	2:04.613	33.818	43.654	47.141	14:47.705
8	2:04.923	34.026	43.691	47.206	16:52.628
9	2:05.624	33.820	44.638	47.166	18:58.252
10	2:05.581	33.833	44.936	46.812	21:03.833
11	2:09.116	33.724	48.654	46.738	23:12.949
12	2:06.665	34.144	43.953	48.568	25:19.614

29 Fernando LUQUE OLIVERO				ESP	
JEREZ ANDALUCIA MOTOR TALENT				RC SPORT	
1	2:11.731	43.378	42.605	45.748	2:11.731
2	1:59.129	31.614	42.062	45.453	4:10.860
3	1:59.602	31.884	41.934	45.784	6:10.462
4	1:59.915	32.089	42.328	45.498	8:10.377
5	2:00.121	32.126	42.208	45.787	10:10.498
6	1:59.774	32.276	41.862	45.636	12:10.272
7	1:59.578	32.110	41.956	45.512	14:09.850
8	1:59.190	32.132	41.699	45.359	16:09.040
9	1:59.648	32.056	42.400	45.192	18:08.688
10	2:00.277	31.925	43.000	45.352	20:08.965
11	1:59.191	31.998	41.604	45.589	22:08.156
12	1:59.374	32.118	41.568	45.688	24:07.530


31 Roberto GARCIA TINOCO				ESP	
EUROTRADIS RACING TEAM				TPR	
1	2:06.631	39.738	41.794	45.099	2:06.631
2	1:57.395	31.086	41.585	44.724	4:04.026
3	1:56.829	31.446	41.236	44.147	6:00.855
4	1:56.251	31.137	41.127	43.987	7:57.106
5	1:57.133	31.773	41.038	44.322	9:54.239
6	1:56.432	31.267	40.880	44.285	11:50.671
7	1:56.515	31.686	40.643	44.186	13:47.186
8	1:56.881	31.320	41.362	44.199	15:44.067
9	1:56.348	31.373	40.532	44.443	17:40.415
10	1:57.164	31.354	41.301	44.509	19:37.579
11	1:56.675	31.260	41.349	44.066	21:34.254
12	1:56.611	31.502	41.024	44.085	23:30.865

37 Max SANCHEZ QUESADA				ESP	
GRAPHBIKES EASYRACE MOTO4 TEAM				MIR RACING	
1	2:06.631	39.738	41.794	45.099	2:06.631
2	1:57.395	31.086	41.585	44.724	4:04.026
3	1:56.829	31.446	41.236	44.147	6:00.855
4	1:56.251	31.137	41.127	43.987	7:57.106
5	1:57.133	31.773	41.038	44.322	9:54.239
6	1:56.432	31.267	40.880	44.285	11:50.671
7	1:56.515	31.686	40.643	44.186	13:47.186
8	1:56.881	31.320	41.362	44.199	15:44.067
9	1:56.348	31.373	40.532	44.443	17:40.415
10	1:57.164	31.354	41.301	44.509	19:37.579
11	1:56.675	31.260	41.349	44.066	21:34.254
12	1:56.611	31.502	41.024	44.085	23:30.865

39 Errol SULLIVAN				USA	
TEAM AMERICA				BEON	
1	2:17.544	46.009	44.339	47.196	2:17.544
2	2:05.417	34.063	44.053	47.301	4:22.961
3	2:04.523	33.845	43.808	46.870	6:27.484
4	2:04.986	33.917	43.911	47.158	8:32.470
5	2:04.591	33.729	43.662	47.200	10:37.061
6	2:05.710	33.913	43.518	48.279	12:42.771
7	2:04.405	33.152	43.703	47.550	14:47.176
8	2:05.083	33.729	43.803	47.551	16:52.259
9	2:05.465	33.814	44.398	47.253	18:57.724
10	2:06.162	33.927	44.614	47.621	21:03.886
11	2:06.273	34.504	43.799	47.970	23:10.159
12	2:05.203	33.883	44.126	47.194	25:15.362

42 Diogo MOREIRA NASCIMENTO				BRA	
SCHOOL TEAM ESTRELLA GALICIA 0,0				BEON	
1	2:20.668	52.333	42.255	46.080	2:20.668
2	2:01.440	32.869	42.350	46.221	4:22.108
3	2:01.626	33.218	42.330	46.078	6:23.734
4	2:01.105	32.843	42.294	45.968	8:24.839
5	2:01.747	33.059	42.594	46.094	10:26.586
6	2:01.514	33.026	42.357	46.131	12:28.100
7	2:01.208	33.333	41.897	45.978	14:29.308
8	2:00.773	32.879	42.018	45.876	16:30.081
9	2:01.711	32.976	42.371	46.364	18:31.792
10	2:00.619	32.804	41.836	45.979	20:32.411
11	2:01.430	33.074	42.113	46.243	22:33.841
12	2:00.913	33.027	41.958	45.928	24:34.754

48 Ivan ORTOLA DIEZ				ESP	
MRW-ASPAR TEAM					
1	2:06.731	39.587	42.035	45.109	2:06.731
2	1:58.065	31.420	41.752	44.893	4:04.796
3	1:57.938	31.506	41.626	44.806	6:02.734
4	1:58.415	31.886	41.314	45.215	8:01.149
5	1:58.748	31.901	41.425	45.422	9:59.897
6	1:58.188	31.769	41.284	45.135	11:58.085
7	1:58.399	31.598	41.100	45.701	13:56.484
8	1:58.760	31.851	41.601	45.308	15:55.244
9	1:59.594	31.829	42.479	45.286	17:54.838
10	1:58.428	31.741	41.754	44.933	19:53.266
11	1:58.779	31.629	42.129	45.021	21:52.045



85GP/Moto4


RFME Cto. España Velocidad Navarra 2017

Carrera

Vuelta a vuelta

Mejor Personal Mejor de la sesión B Cruzando la línea de meta por el pit lane.

Vlt.	Tiempo	Sector 1	Sector 2	Sector 3	Km/h	T. Sesión	Vlt.	Tiempo	Sector 1	Sector 2	Sector 3	Km/h	T. Sesión
49	Julio GARCIA GONZALEZ												
	GESI MOTORSPOT												
1	2:08.616	41.126	42.422	45.068		2:08.616	8	1:57.049	31.398	41.121	44.530	169.5	15:47.337
2	1:58.228	31.585	41.608	45.035	170.9	4:06.844	9	1:57.681	31.408	41.310	44.963	169.0	17:45.018
3	1:57.777	31.344	41.090	45.343	172.0	6:04.621	10	1:57.648	31.661	41.214	44.773	168.2	19:42.666
4	1:58.184	31.621	41.598	44.965	169.5	8:02.805	11	1:57.994	31.739	41.353	44.902	168.5	21:40.660
5	1:58.875	31.539	42.045	45.291	170.3	10:01.680	12	1:58.058	31.912	41.369	44.777	166.2	23:38.718
6	1:58.028	31.547	41.590	44.891	169.3	11:59.708							
7	1:57.652	31.666	41.228	44.758	169.8	13:57.360							
8	1:58.243	31.591	41.530	45.122	171.2	15:55.603							
9	1:59.304	31.877	42.318	45.109	172.2	17:54.907							
10	1:59.404	31.856	41.893	45.655	171.7	19:54.311							
11	1:58.311	31.458	41.514	45.339	171.2	21:52.622							
12	1:59.452	32.241	41.978	45.233	165.6	23:52.074							
54	Fermin ALDEGUER MENGUAL												
	EQUIPO PUNTO MOTO												
1	2:07.421	40.369	41.818	45.234		2:07.421							
2	1:57.429	31.432	41.374	44.623	172.5	4:04.850							
3	1:57.169	31.548	41.267	44.354	172.5	6:02.019							
4	1:57.308	31.125	41.708	44.475	173.4	7:59.327							
5	1:58.137	31.659	41.359	45.119	167.7	9:57.464							
6	1:57.221	31.442	41.064	44.715	166.9	11:54.685							
7	1:57.981	31.736	41.329	44.916	166.2	13:52.666							
8	1:57.597	31.433	41.295	44.869	168.7	15:50.263							
9	1:57.455	31.507	41.056	44.892	168.0	17:47.718							
10	1:58.198	31.646	41.910	44.642	167.2	19:45.916							
11	1:57.787	31.500	41.577	44.710	168.0	21:43.703							
12	1:57.341	31.447	41.350	44.544	169.0	23:41.044							
59	Gabin PLANQUES												
	XCTECH												
1	2:10.121	41.855	42.769	45.497		2:10.121							
2	1:58.468	31.675	41.746	45.047	171.4	4:08.589							
3	1:59.251	32.113	41.833	45.305	166.9	6:07.840							
4	1:58.798	32.046	41.670	45.082	168.5	8:06.638							
5	1:58.368	32.042	41.616	44.710	166.9	10:05.006							
6	1:58.045	32.054	41.120	44.871	166.7	12:03.051							
7	1:58.410	31.638	41.426	45.346	168.5	14:01.461							
8	1:58.854	32.207	41.407	45.240	164.4	16:00.315							
9	1:58.901	32.155	41.482	45.264	164.1	17:59.216							
10	1:59.486	32.440	41.761	45.285	163.1	19:58.702							
11	2:00.882	32.483	41.620	46.779	163.1	21:59.584							
12	2:01.067	33.186	42.129	45.752	159.8	24:00.651							
64	David MUÑOZ RODRIGUEZ												
	JEREZ ANDALUCIA MOTOR TALENT												
1	2:06.924	39.897	41.747	45.280		2:06.924							
2	1:57.335	31.351	41.386	44.598	174.5	4:04.259							
3	1:57.633	31.287	41.549	44.797	173.9	6:01.892							
4	1:57.013	31.122	41.261	44.630	175.9	7:58.905							
5	1:57.237	31.367	41.127	44.743	169.5	9:56.142							
6	1:56.997	31.536	40.793	44.668	168.0	11:53.139							
7	1:57.149	31.512	40.937	44.700	168.7	13:50.288							
69	Marcos RUDA COMINO												
	CUNA DE CAMPEONES												
1	2:05.564	39.311	41.471	44.782		2:05.564							
2	1:57.369	31.585	41.144	44.640	166.2	4:02.933							
3	1:57.136	31.612	41.150	44.374	168.5	6:00.069							
4	1:57.047	31.716	41.017	44.314	168.5	7:57.116							
5	1:56.967	31.629	40.843	44.495	164.6	9:54.083							
6	1:56.600	31.529	40.954	44.117	165.6	11:50.683							
7	1:56.561	31.450	40.647	44.464	165.9	13:47.244							
8	1:56.875	31.423	41.458	43.994	170.9	15:44.119							
9	1:56.367	31.161	40.857	44.349	170.1	17:40.486							
10	1:57.158	31.380	41.402	44.376	170.6	19:37.644							
11	1:56.656	31.364	40.968	44.324	171.2	21:34.300							
12	1:56.464	31.546	40.733	44.185	168.5	23:30.764							
70	Joshua WHATLEY												
	FAU55 RACING												
1	2:08.019	40.707	42.203	45.109		2:08.019							
2	1:57.470	31.399	41.240	44.831	172.8	4:05.489							
3	1:58.246	31.509	41.380	45.357	173.9	6:03.735							
4	1:58.690	31.893	41.568	45.229	173.6	8:02.425							
5	1:58.049	31.478	41.870	44.701	173.6	10:00.474							
6	1:57.599	31.350	41.371	44.878	172.5	11:58.073							
7	1:56.989	31.336	40.934	44.719	169.3	13:55.062							
8	1:57.367	31.381	41.226	44.760	171.7	15:52.429							
9	1:57.375	31.450	41.022	44.903	170.3	17:49.804							
10	1:57.870	31.584	41.261	45.025	170.6	19:47.674							
11	1:57.512	31.515	41.334	44.663	170.6	21:45.186							
12	1:57.413	31.551	41.085	44.777	170.3	23:42.599							
72	Oscar ALMONACIL CARRERO												
	RC SPORT												
1	2:07.247	40.131	41.777	45.339		2:07.247							
2	1:58.106	31.477	41.771	44.858	173.9	4:05.353							
3	1:58.158	31.455	41.412	45.291	174.2	6:03.511							
4	1:58.250	31.839	41.425	44.986	171.7	8:01.761							
5	1:59.463	31.640	42.831	44.992	172.0	10:01.224							
6	1:58.184	31.401	41.881	44.902	172.8	11:59.408							
7	1:57.737	31.233	41.460	45.044	175.6	13:57.145							
8	1:58.032	31.498	41.504	45.030	173.1	15:55.177							
9	1:59.053	31.766	42.100	45.187	169.5	17:54.230							
10	1:58.510	31.829	41.394	45.287	169.5	19:52.740							
11	1:58.848	31.884	41.775	45.189	168.2	21:51.588							
12	1:59.648	32.216	42.606	44.826	166.9	23:51.236							
74	Daijiro SAKO												
	IGAXTEAM												
1	2:14.035	44.149	43.599	46.287		2:14.035							



85GP/Moto4


RFME Cto. España Velocidad Navarra 2017

Carrera

Vuelta a vuelta

Mejor Personal Mejor de la sesión B Cruzando la línea de meta por el pit lane.

Vlt.	Tiempo	Sector 1	Sector 2	Sector 3	Km/h	T. Sesión	Vlt.	Tiempo	Sector 1	Sector 2	Sector 3	Km/h	T. Sesión		
80	David ALONSO GOMEZ						ESP	5	1:57.802	31.598	41.289	44.915	165.4	10:05.016	
HALCOURIER MS RACING							6	1:57.688	31.735	41.244	44.709	167.4	12:02.704		
1	2:13.622	43.543	43.237	46.842		2:13.622	7	1:57.701	31.684	41.174	44.843	165.1	14:00.405		
2							8	1:57.981	31.854	41.225	44.902	164.6	15:58.386		
3							9	1:57.607	31.805	41.076	44.726	163.6	17:55.993		
4							10	1:58.259	31.820	41.126	45.313	166.2	19:54.252		
5							11	1:58.266	31.593	41.679	44.994	168.7	21:52.518		
6							12	1:58.493	32.055	41.675	44.763	168.2	23:51.011		
86	Mario MAYOR FRANCES						ESP	96						Rocco LANDERS	USA
TEAM WIMU CNS							TEAM AMERICA							BEON	
1	2:09.878	42.039	42.593	45.246		2:09.878	1	2:12.461	43.171	43.163	46.127		2:12.461		
2	1:58.667	31.562	41.886	45.219	171.4	4:08.545	2	2:00.897	32.144	42.569	46.184	171.4	4:13.358		
3	1:59.347	31.928	42.229	45.190	170.9	6:07.892	3	2:01.792	32.732	42.789	46.271	168.2	6:15.150		
4	1:59.277	32.105	41.879	45.293	169.3	8:07.169	4	2:02.049	32.802	42.926	46.321	165.1	8:17.199		
5	1:58.985	32.141	41.645	45.199	167.4	10:06.154	5	2:00.790	32.629	42.644	45.517	166.2	10:17.989		
6	1:59.506	31.755	41.939	45.812	167.2	12:05.660	6	2:00.604	32.479	42.389	45.736	168.0	12:18.593		
7	2:00.291	32.454	42.597	45.240	165.4	14:05.951	7	2:00.140	32.360	42.051	45.729	166.2	14:18.733		
8	2:00.640	32.251	42.430	45.959	167.2	16:06.591	8	1:59.891	32.146	42.209	45.536	168.7	16:18.624		
9	2:00.516	32.542	42.159	45.815	163.9	18:07.107	9	2:00.430	32.569	41.853	46.008	169.0	18:19.054		
10	2:00.440	32.424	42.500	45.516	164.6	20:07.547	10	2:00.849	32.389	42.109	46.351	166.9	20:19.903		
11	2:00.361	32.409	42.122	45.830	162.4	22:07.908	11	2:00.581	32.655	42.232	45.694	165.4	22:20.484		
12	2:00.108	32.483	42.124	45.501	161.9	24:08.016	12	2:00.913	32.646	42.244	46.023	168.0	24:21.397		
87	Amau MONLLAU BEDOS						ESP								
ALARXA							MIR RACING								
1	2:16.490	43.887	44.424	48.179		2:16.490									
2	2:05.013	33.566	44.239	47.208	160.5	4:21.503									
3	2:05.334	34.335	44.016	46.983	158.4	6:26.837									
4	2:05.473	33.940	44.101	47.432	158.1	8:32.310									
5	2:05.074	34.021	44.004	47.049	157.4	10:37.384									
6	2:05.438	33.843	43.673	47.922	157.4	12:42.822									
7	2:04.632	33.815	43.670	47.147	151.7	14:47.454									
8	2:04.873	33.916	43.665	47.292	158.8	16:52.327									
9	2:05.751	33.725	44.734	47.292	159.5	18:58.078									
10	2:05.766	33.562	44.933	47.271	159.5	21:03.844									
11	2:05.723	33.998	43.916	47.809	157.2	23:09.567									
12	2:06.142	34.018	44.910	47.214	156.7	25:15.709									
89	Marcos URIARTE RODRIGUEZ						ESP								
EUROTRADIS RACING TEAM							TPR								
1	2:09.847	41.634	42.759	45.454		2:09.847									
2	1:58.487	31.679	41.574	45.234	169.3	4:08.334									
3	1:59.421	32.104	41.876	45.441	166.7	6:07.755									
4	1:59.499	32.223	42.278	44.998	165.4	8:07.254									
5	1:58.948	32.162	41.776	45.010	167.7	10:06.202									
6	1:59.480	31.856	42.006	45.618	166.2	12:05.682									
7	2:00.113	32.513	42.224	45.376	164.9	14:05.795									
8	2:00.770	32.507	42.175	46.088	160.5	16:06.565									
9	2:00.527	32.591	42.330	45.606	158.6	18:07.092									
10	2:00.468	32.591	42.629	45.248	165.9	20:07.560									
11	2:00.374	32.453	42.279	45.642	159.3	22:07.934									
12	1:59.647	32.589	41.842	45.216	159.8	24:07.581									
95	Jose Antonio RUEDA RUIZ						ESP								
SCHOOL TEAM ESTRELLA GALICIA 0,0							BEON								
1	2:10.728	42.217	43.039	45.472		2:10.728									
2	1:58.465	31.945	41.482	45.038	169.0	4:09.193									
3	1:59.127	32.461	41.531	45.135	170.1	6:08.320									
4	1:58.894	31.843	41.896	45.155	170.1	8:07.214									



85GP/Moto4

RFME Cto. España Velocidad Navarra 2017

Carrera

Planing

CIRCUITO DE NAVARRA 3.933 m.

VUELTA

Nº	Pos	PUNTO	1	2	3	4	5	6	7	8	9	10	11	12
37	1	37	69	69	17	17	69	31	31	31	31	31	31	69
17	2	17	37	17	69	31	17	69	69	69	69	69	69	31
70	3	70	17	31	31	69	31	17	17	17	17	17	17	17
69	4	69	31	37	37	64	64	64	64	64	64	64	64	64
48	5	48	48	64	64	54	37	37	37	37	54	37	37	54
31	6	31	64	48	54	37	54	54	54	54	37	9	54	37
13	7	13	72	54	48	48	48	9	9	9	9	54	9	9
64	8	64	54	72	72	72	9	70	70	70	70	70	70	70
54	9	54	70	70	9	9	4	48	4	72	72	72	72	48
9	10	9	13	9	70	4	70	4	48	10	4	4	10	10
72	11	72	9	13	13	70	13	13	10	48	10	10	4	4
49	12	49	49	49	4	13	72	10	72	4	48	48	48	95
22	13	22	4	4	49	49	10	72	49	49	15	95	72	72
10	14	10	10	10	10	10	49	49	15	15	15	95	15	15
89	15	89	89	89	89	15	15	15	95	95	95	49	49	49
4	16	4	86	86	59	59	59	95	59	59	59	59	59	13
74	17	74	59	59	86	86	95	59	89	89	89	13	13	59
95	18	95	95	15	15	95	86	86	86	86	86	86	86	29
7	19	7	22	95	95	89	89	89	13	29	13	89	89	89
29	20	29	15	22	29	29	29	29	29	13	29	29	29	86
59	21	59	29	29	96	22	22	22	22	22	22	96	22	22
96	22	96	96	96	22	96	96	96	96	96	96	22	96	96
15	23	15	80	24	42	42	42	42	42	42	42	42	42	42
86	24	86	74	87	87	24	24	24	24	24	24	24	24	24
42	25	42	24	26	24	87	39	39	39	39	26	87	39	39
80	26	80	87	42	39	39	87	87	87	87	87	87	39	87
24	27	24	26	39	26	26	26	26	26	26	39	26	26	26
39	28	39	39	39	39	39	39	39	39	39	39	39	39	39
87	29	87	42	42	42	42	42	42	42	42	42	42	42	42
26	30	26	26	26	26	26	26	26	26	26	26	26	26	26



CIRCUITO DE NAVARRA 3.933 m.

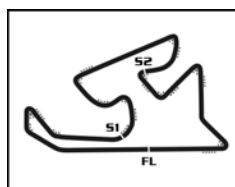
85GP/Moto4

RFME Cto. España Velocidad Navarra 2017

Carrera

Mejores Velocidades Máximas

Piloto	Equipo	Moto	V.Max 1		V.Max 2		V. Max 3		V. Max 4		V.Max 5		Pro
			Km/h	Vlt.	Km/h	Vlt.	Km/h	Vlt.	Km/h	Vlt.	Km/h	Vlt.	
15 Julen AVILA CORTES	BLUMAQ HMA RACING	Moto4	176.2	2	175.9	12	175.3	3	174.2	11	173.9	9	175,1
64 David MUÑOZ RODRIGUEZ	JEREZ ANDALUCIA MOTOR TALENT	Moto4	175.9	4	174.5	2	173.9	3	169.5	5	169.5	8	172,7
72 Oscar ALMONACIL CARRERO	RC SPORT	Moto4	175.6	7	174.2	3	173.9	2	173.1	8	172.8	6	173,9
13 Marco TAPIA HORCAS	CUNA DE CAMPEONES	Moto4	175.0	5	173.9	10	172.2	2	172.2	4	171.7	9	173,0
37 Max SANCHEZ QUESADA	GRAPHBIKES EASYRACE MOTO4 TEAM	Moto4	174.8	4	174.5	2	174.5	5	173.6	3	172.8	10	174,0
31 Roberto GARCIA TINOCO	EUROTRADIS RACING TEAM	Moto4	174.5	4	173.9	2	173.6	3	172.0	10	171.7	11	173,1
48 Ivan ORTOLA DIEZ	MRW-ASPAR TEAM	85GP	174.5	10	173.9	2	173.6	3	172.0	4	170.9	6	173,0
17 Daniel MUÑOZ FERNANDEZ	EUROTRADIS RACING TEAM	Moto4	173.9	11	172.5	12	172.5	9	172.0	2	171.7	8	172,5
70 Joshua WHATLEY	FAU55 RACING	Moto4	173.9	3	173.6	4	173.6	5	172.8	2	172.5	6	173,3
9 Freddie HEINRICH	BLUMAQ HMA RACING	Moto4	173.4	5	173.1	4	172.0	10	172.0	3	171.4	11	172,4
54 Fermin ALDEGUER MENGUAL	EQUIPO PUNTOMOTO	Moto4	173.4	4	172.5	2	172.5	3	169.0	12	168.7	8	171,2
10 Adrian CRUCES SERRANO	IGAXTEAM	85GP	172.5	8	172.2	6	169.5	3	169.0	5	168.5	4	170,3
49 Julio GARCIA GONZALEZ	GESI MOTORSPOT	Moto4	172.2	9	172.0	3	171.7	10	171.2	8	171.2	11	171,7
86 Mario MAYOR FRANCES	TEAM WIMU CNS	85GP	171.4	2	170.9	3	169.3	4	167.4	5	167.2	6	169,2
59 Gabin PLANQUES	XCTECH	85GP	171.4	2	168.5	7	168.5	4	166.9	3	166.9	5	168,4
96 Rocco LANDERS	TEAM AMERICA	85GP	171.4	2	169.0	9	168.7	8	168.2	3	168.0	12	169,1
69 Marcos RUDA COMINO	CUNA DE CAMPEONES	Moto4	171.2	11	170.9	8	170.6	10	170.1	9	168.5	12	170,3
4 Eric FERNANDEZ ROBLEDILLO	SPEED RACING	Moto4	170.9	5	170.6	3	167.4	7	167.4	2	167.2	9	168,7
95 Jose Antonio RUEDA RUIZ	SCHOOL TEAM ESTRELLA GALICIA 0,0	85GP	170.1	3	170.1	4	169.0	2	168.7	11	168.2	12	169,2
29 Fernando LUQUE OLIVERO	JEREZ ANDALUCIA MOTOR TALENT	Moto4	169.8	2	169.0	3	167.4	10	167.2	12	166.7	11	168,0
22 Hugo MILLAN GRACIA	SAG-M.A.MOTOSPORT	Moto4	169.5	2	167.7	3	165.9	11	162.4	4	161.7	10	165,4
89 Marcos URIARTE RODRIGUEZ	EUROTRADIS RACING TEAM	85GP	169.3	2	167.7	5	166.7	3	166.2	6	165.9	10	167,2
39 Errol SULLIVAN	TEAM AMERICA	85GP	169.0	2	166.9	3	165.1	4	164.6	9	162.9	5	165,7
26 Jonathan FINN	XCTECH	85GP	163.1	5	162.4	4	162.4	6	160.7	7	160.5	9	161,8
42 Diogo MOREIRA NASCIMENTO	SCHOOL TEAM ESTRELLA GALICIA 0,0	85GP	163.1	3	162.4	2	160.2	10	159.3	4	159.3	8	160,9
87 Arnau MONLLAU BEDOS	ALARXA	Moto4	160.5	2	159.5	10	159.5	9	158.8	8	158.4	3	159,3
24 Gerard MARTIN CLANCHET	IGAXTEAM	85GP	159.1	2	157.4	10	156.7	9	155.8	12	155.8	4	157,0
80 David ALONSO GOMEZ	HALCOURIER MS RACING	85GP											
7 Ondrej HONZAK	EUROTRADIS RACING TEAM	Moto4											
74 Daijiro SAKO	IGAXTEAM	85GP											



CIRCUITO DE NAVARRA 3.933 m.

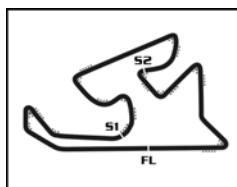
85GP/Moto4

RFME Cto. España Velocidad Navarra 2017

Después de Carrera

Velocidad máxima del evento

Piloto	Equipo	Moto	V. Max	Vlt.	Sesión
15 Julen AVILA CORTES	BLUMAQ HMA RACING	BEON	176.2	2	Carrera
64 David MUÑOZ RODRIGUEZ	JEREZ ANDALUCIA MOTOR TALENT	RC SPORT	175.9	4	Carrera
72 Oscar ALMONACIL CARRERO	RC SPORT	RC SPORT	175.6	7	Carrera
13 Marco TAPIA HORCAS	CUNA DE CAMPEONES	MIR RACING	175.0	5	Carrera
37 Max SANCHEZ QUESADA	GRAPHBIKES EASYRACE MOTO4 TEAM	MIR RACING	174.8	11	Entre. Cronometrado 2
31 Roberto GARCIA TINOCO	EUROTRADIS RACING TEAM	TPR	174.5	4	Carrera
48 Ivan ORTOLA DIEZ	MRW-ASPAR TEAM	85GP	174.5	10	Carrera
17 Daniel MUÑOZ FERNANDEZ	EUROTRADIS RACING TEAM	TPR	173.9	11	Carrera
70 Joshua WHATLEY	FAU55 RACING	BEON	173.9	3	Carrera
54 Fermin ALDEGUER MENGUAL	EQUIPO PUNTOMOTO	MIR RACING	173.4	4	Carrera
9 Freddie HEINRICH	BLUMAQ HMA RACING	BEON	173.4	5	Carrera
10 Adrian CRUCES SERRANO	IGAXTEAM	85GP	172.5	8	Carrera
49 Julio GARCIA GONZALEZ	GESI MOTORSPOT	EME	172.2	9	Carrera
59 Gabin PLANQUES	XCTECH	BEON	171.4	2	Carrera
69 Marcos RUDA COMINO	CUNA DE CAMPEONES	MIR RACING	171.4	5	Warm UP
86 Mario MAYOR FRANCES	TEAM WIMU CNS	BEON	171.4	2	Carrera
96 Rocco LANDERS	TEAM AMERICA	BEON	171.4	2	Carrera
4 Eric FERNANDEZ ROBEDILLO	SPEED RACING	BEON	170.9	5	Carrera
89 Marcos URIARTE RODRIGUEZ	EUROTRADIS RACING TEAM	TPR	170.6	12	Entre. Cronometrado 2
7 Ondrej HONZAK	EUROTRADIS RACING TEAM	TPR	170.3	12	Entre. Cronometrado 2
95 Jose Antonio RUEDA RUIZ	SCHOOL TEAM ESTRELLA GALICIA 0,0	BEON	170.1	3	Carrera
29 Fernando LUQUE OLIVERO	JEREZ ANDALUCIA MOTOR TALENT	RC SPORT	169.8	2	Carrera
74 Daijiro SAKO	IGAXTEAM	85GP	169.8	2	Carrera
22 Hugo MILLAN GRACIA	SAG-M.A.MOTOSPORT	MIR RACING	169.5	2	Carrera
39 Errol SULLIVAN	TEAM AMERICA	BEON	169.0	2	Carrera
42 Diogo MOREIRA NASCIMENTO	SCHOOL TEAM ESTRELLA GALICIA 0,0	BEON	165.6	5	Warm UP
80 David ALONSO GOMEZ	HALCOURIER MS RACING	85GP	165.1	4	Entre. Cronometrado 2
24 Gerard MARTIN CLANCHET	IGAXTEAM	85GP	164.6	10	Entre. Cronometrado 2
26 Jonathan FINN	XCTECH	BEON	164.4	2	Entre. Cronometrado 2
87 Arnau MONLLAU BEDOS	ALARXA	MIR RACING	160.5	2	Carrera



85GP/Moto4


RFME Cto. España Velocidad Navarra 2017

Carrera

CIRCUITO DE NAVARRA 3.933 m

Mejores tiempos de sector

SECTOR 1			SECTOR 2		SECTOR 3				Vuelta	Mejor
Pos	Piloto	Tiempo	Piloto	Tiempo	Piloto	Tiempo	Pos	Piloto	Ideal	Vuelta
1	R.GARCIA TINOCO	31.086	D.MUÑOZ FERNANDEZ	40.462	D.MUÑOZ FERNANDEZ	43.966	1	D.MUÑOZ FERNANDEZ	1:55.563	1:55.818 (1)
2	D.MUÑOZ RODRIGUEZ	31.122	R.GARCIA TINOCO	40.532	R.GARCIA TINOCO	43.987	2	R.GARCIA TINOCO	1:55.605	1:56.251 (2)
3	F.ALDEGUER MENGUAL	31.125	M.TAPIA HORCAS	40.574	M.RUDA COMINO	43.994	3	M.RUDA COMINO	1:55.802	1:56.367 (3)
4	D.MUÑOZ FERNANDEZ	31.135	M.RUDA COMINO	40.647	F.ALDEGUER MENGUAL	44.354	4	D.MUÑOZ RODRIGUEZ	1:56.445	1:56.997 (7)
5	M.RUDA COMINO	31.161	D.MUÑOZ RODRIGUEZ	40.793	J.AVILA CORTES	44.519	5	F.ALDEGUER MENGUAL	1:56.535	1:57.169 (8)
6	F.HEINRICH	31.176	J.WHATLEY	40.934	D.MUÑOZ RODRIGUEZ	44.530	6	M.TAPIA HORCAS	1:56.573	1:56.719 (4)
7	J.AVILA CORTES	31.177	F.HEINRICH	40.987	M.TAPIA HORCAS	44.558	7	F.HEINRICH	1:56.770	1:56.978 (5)
8	M.SANCHEZ QUESADA	31.184	F.ALDEGUER MENGUAL	41.056	F.HEINRICH	44.607	8	J.AVILA CORTES	1:56.866	1:57.170 (9)
9	O.ALMONACIL CARRERO	31.233	J.RUEDA RUIZ	41.076	J.WHATLEY	44.663	9	J.WHATLEY	1:56.933	1:56.989 (6)
10	J.WHATLEY	31.336	J.GARCIA GONZALEZ	41.090	M.SANCHEZ QUESADA	44.664	10	M.SANCHEZ QUESADA	1:57.018	1:57.468 (11)
11	J.GARCIA GONZALEZ	31.344	I.ORTOLA DIEZ	41.100	E.FERNANDEZ ROBLEDILLO	44.679	11	J.GARCIA GONZALEZ	1:57.192	1:57.652 (14)
12	A.CRUCES SERRANO	31.361	A.CRUCES SERRANO	41.101	J.RUEDA RUIZ	44.709	12	A.CRUCES SERRANO	1:57.203	1:57.620 (13)
13	I.ORTOLA DIEZ	31.420	G.PLANQUES	41.120	G.PLANQUES	44.710	13	E.FERNANDEZ ROBLEDILLO	1:57.242	1:57.449 (10)
14	M.TAPIA HORCAS	31.441	F.FERNANDEZ ROBLEDILLO	41.121	A.CRUCES SERRANO	44.741	14	I.ORTOLA DIEZ	1:57.326	1:57.938 (16)
15	E.FERNANDEZ ROBLEDILLO	31.442	J.AVILA CORTES	41.170	J.GARCIA GONZALEZ	44.758	15	J.RUEDA RUIZ	1:57.378	1:57.607 (12)
16	M.MAYOR FRANCES	31.562	M.SANCHEZ QUESADA	41.170	I.ORTOLA DIEZ	44.806	16	O.ALMONACIL CARRERO	1:57.453	1:57.737 (15)
17	J.RUEDA RUIZ	31.593	O.ALMONACIL CARRERO	41.394	O.ALMONACIL CARRERO	44.826	17	G.PLANQUES	1:57.468	1:58.045 (17)
18	F.LUQUE OLIVERO	31.614	F.LUQUE OLIVERO	41.568	M.URIARTE RODRIGUEZ	44.998	18	M.URIARTE RODRIGUEZ	1:58.251	1:58.487 (18)
19	G.PLANQUES	31.638	M.URIARTE RODRIGUEZ	41.574	M.MAYOR FRANCES	45.190	19	F.LUQUE OLIVERO	1:58.374	1:59.129 (20)
20	M.URIARTE RODRIGUEZ	31.679	M.MAYOR FRANCES	41.645	F.LUQUE OLIVERO	45.192	20	M.MAYOR FRANCES	1:58.397	1:58.667 (19)
21	H.MILLAN GRACIA	32.019	H.MILLAN GRACIA	41.815	H.MILLAN GRACIA	45.342	21	H.MILLAN GRACIA	1:59.176	1:59.461 (21)
22	R.LANDERS	32.144	D.MOREIRA NASCIMENTO	41.836	R.LANDERS	45.517	22	R.LANDERS	1:59.514	1:59.891 (22)
23	D.MOREIRA NASCIMENTO	32.804	R.LANDERS	41.853	D.MOREIRA NASCIMENTO	45.876	23	D.MOREIRA NASCIMENTO	2:00.516	2:00.619 (23)
24	E.SULLIVAN	33.152	G.MARTIN CLANCHET	43.093	D.SAKO	46.287	24	E.SULLIVAN	2:03.540	2:04.405 (25)
25	G.MARTIN CLANCHET	33.533	D.ALONSO GOMEZ	43.237	J.FINN	46.738	25	G.MARTIN CLANCHET	2:03.746	2:03.746 (24)
26	A.MONLLAU BEDOS	33.562	E.SULLIVAN	43.518	D.ALONSO GOMEZ	46.842	26	J.FINN	2:04.116	2:04.613 (26)
27	J.FINN	33.724	D.SAKO	43.599	E.SULLIVAN	46.870	27	A.MONLLAU BEDOS	2:04.210	2:04.632 (27)



85GP/Moto4

RFME Cto. España Velocidad Navarra 2017

Carrera

Secuencia de lideres

Nº	Piloto	Equipo	Moto	Vuelta Inicio	Vuelta Final	Vlts.	Total Vlts.
85GP							
48	Ivan ORTOLA DIEZ	MRW-ASPAR TEAM		1	7	7	7
10	Adrian CRUCES SERRANO	IGAXTEAM		8	11	4	4
48	Ivan ORTOLA DIEZ	MRW-ASPAR TEAM		12	12	1	8
Moto4							
69	Marcos RUDA COMINO	CUNA DE CAMPEONES	MIR RACING	1	2	2	2
17	Daniel MUÑOZ FERNANDEZ	EUROTRADIS RACING TEAM	TPR	3	4	2	2
69	Marcos RUDA COMINO	CUNA DE CAMPEONES	MIR RACING	5	5	1	3
31	Roberto GARCIA TINOCO	EUROTRADIS RACING TEAM	TPR	6	11	6	6
69	Marcos RUDA COMINO	CUNA DE CAMPEONES	MIR RACING	12	12	1	4



CIRCUITO DE NAVARRA 3.933 m.


85GP/Moto4

RFME Cto. España Velocidad Navarra 2017

Carrera

Secuencia de vueltas rápidas

Tiempo de sesión	Piloto	Equipo	Moto	Neumaticos	Tiempo	km/h	Vlt.
4:02.933	69 Marcos RUDA COMINO	CUNA DE CAMPEONES	MIR RACING	DUNLOP	Mot	1:57.369	120.6 2
4:03.164	17 Daniel MUÑOZ FERNANDEZ	EUROTRADIS RACING TEAM	TPR	DUNLOP	Mot	1:57.097	120.9 2
6:00.064	17 Daniel MUÑOZ FERNANDEZ	EUROTRADIS RACING TEAM	TPR	DUNLOP	Mot	1:56.900	121.1 3
6:00.855	31 Roberto GARCIA TINOCO	EUROTRADIS RACING TEAM	TPR	DUNLOP	Mot	1:56.829	121.2 3
7:57.106	31 Roberto GARCIA TINOCO	EUROTRADIS RACING TEAM	TPR	DUNLOP	Mot	1:56.251	121.8 4
15:44.773	17 Daniel MUÑOZ FERNANDEZ	EUROTRADIS RACING TEAM	TPR	DUNLOP	Mot	1:56.089	122.0 8
17:40.591	17 Daniel MUÑOZ FERNANDEZ	EUROTRADIS RACING TEAM	TPR	DUNLOP	Mot	1:55.818	122.3 9

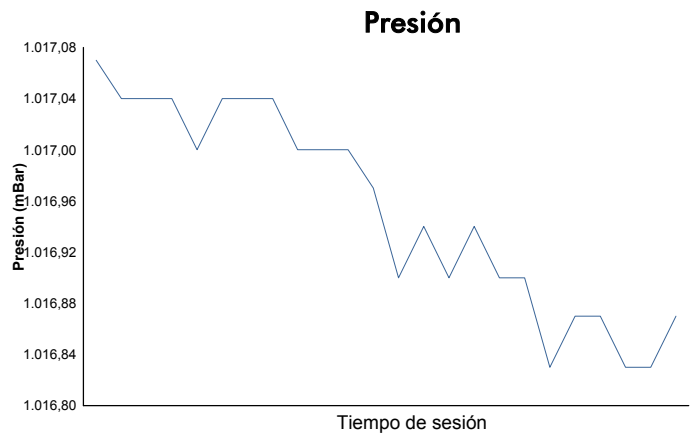
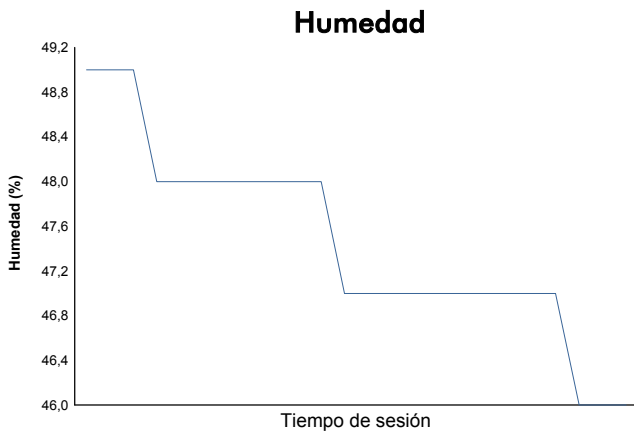
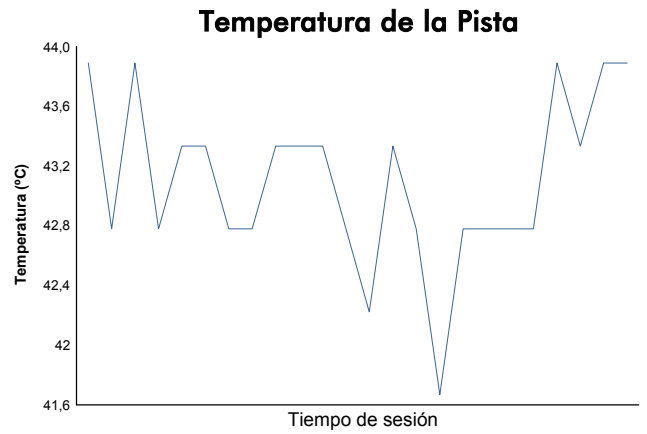
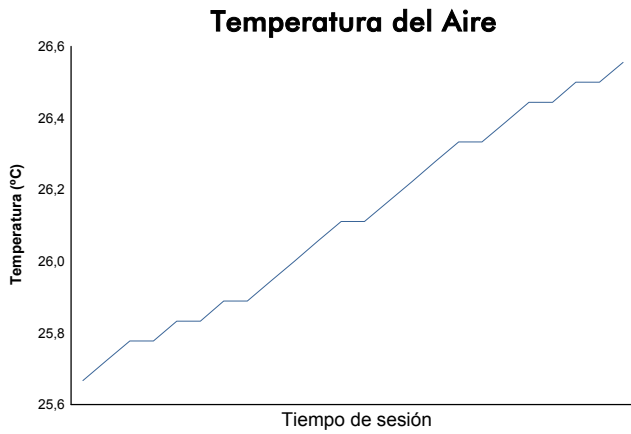


RFME Cto. España Velocidad Navarra 2017

85GP/Moto4

Carrera

Informe meteorológico



Estado de la pista:

SECO