



# PREMOTO3

## RFME CEV CIRCUIT BARCELONA-CATALUNYA

### RACE 1 (12 Vueltas, 55,8 km.)

#### Clasificación Provisional

Piloto	Nac	Equipo	Moto	Neumáticos	Vlts.	Tiempo	Dif. Km/h	Mejor Vuelta					
								Vlt.	Tiempo Km/h				
1	66	Adrian HUERTAS DEL OLMO	ESP	CUNA DE CAMPEONES	MIR RACING	DUNLOP	PRE3	12	<b>23:53.459</b>	- 140.2	6	<b>1:58.794</b>	141.0
2	34	Pedro ACOSTA SANCHEZ	ESP	CUNA DE CAMPEONES	MIR RACING	DUNLOP	PRE3	12	<b>23:53.521</b>	+0.062 140.2	12	<b>1:58.729</b>	141.1
3	46	David SALVADOR GOMEZ	ESP	CUNA DE CAMPEONES	MIR RACING	DUNLOP	PRE3	12	<b>23:53.603</b>	+0.144 140.2	7	<b>1:58.739</b>	141.0
4	7	Barry BALTUS	BEL	AJO ACADEMY	BEON	DUNLOP	PRE3	12	<b>23:56.306</b>	+2.847 139.9	4	<b>1:58.509</b>	141.3
5	96	Daniel HORGADO MIRALLES	ESP	SCHOOL TEAM ESTRELLA GALICIA 0,0	BEON	DUNLOP	PRE3	12	<b>24:06.161</b>	+12.702 139.0	3	<b>1:59.021</b>	140.7
6	76	Julian GIRAL ROMERO	ESP	SCHOOL TEAM ESTRELLA GALICIA 0,0	BEON	DUNLOP	PRE3	12	<b>24:06.214</b>	+12.755 139.0	5	<b>1:59.674</b>	139.9
7	11	Alex ESCRIG RECHE	ESP	MRW-ASPAR TEAM	BEON	DUNLOP	PRE3	12	<b>24:07.291</b>	+13.832 138.9	7	<b>1:59.918</b>	139.7
8	35	Joshua BAUER	GER	SCHOOL TEAM ESTRELLA GALICIA 0,0	BEON	DUNLOP	PRE3	12	<b>24:13.176</b>	+19.717 138.3	7	<b>1:59.751</b>	139.9
9	53	Brian HART	GBR	JEREZ ANDALUCIA MOTOR TALENT	RC SPORT	DUNLOP	PRE3	12	<b>24:13.299</b>	+19.840 138.3	3	<b>1:59.697</b>	139.9
10	27	Nicolas CZYBA	GER	BLUMAQ HMA RACING	BEON	DUNLOP	PRE3	12	<b>24:13.383</b>	+19.924 138.3	7	<b>1:59.768</b>	139.8
11	24	Raul PEREZ ORNEDO	ESP	JEREZ ANDALUCIA MOTOR TALENT	RC SPORT	DUNLOP	PRE3	12	<b>24:21.693</b>	+28.234 137.5	3	<b>2:00.678</b>	138.8
12	30	Lorenzo FELLON	FRA	AJO ACADEMY	BEON	DUNLOP	PRE3	12	<b>24:28.444</b>	+34.985 136.9	9	<b>2:01.322</b>	138.0
13	16	Jamie DAVIS	GBR	FAU55RACING	MIR RACING	DUNLOP	PRE3	12	<b>24:35.418</b>	+41.959 136.2	2	<b>2:00.311</b>	139.2
14	82	Bryan AGUILAR NAVARRO	ESP	NEW PROJECT	MIR RACING	DUNLOP	PRE3	12	<b>24:41.346</b>	+47.887 135.7	9	<b>2:02.008</b>	137.3
15	57	Kenny KOSKINEN	FIN	H43 TEAM NOBBY	BEON	DUNLOP	PRE3	12	<b>24:41.419</b>	+47.960 135.7	9	<b>2:02.204</b>	137.0
16	50	Ondrej VOSTATEK	CZE	ETG RACING	BEON	DUNLOP	PRE3	12	<b>24:41.491</b>	+48.032 135.7	8	<b>2:02.295</b>	136.9
17	93	Tom BERÇOT	FRA	BLUMAQ HMA RACING	BEON	DUNLOP	PRE3	12	<b>24:47.327</b>	+53.868 135.1	9	<b>2:02.359</b>	136.9
18	20	Vincent FALCONE	FRA	TFC RACING	BEON	DUNLOP	PRE3	12	<b>25:00.132</b>	+1:06.673 134.0	6	<b>2:03.637</b>	135.5
19	12	Borja GOMEZ RUS	ESP	BRIEFING COMPETICION	MIR RACING	DUNLOP	PRE3	12	<b>25:00.775</b>	+1:07.316 133.9	12	<b>2:00.943</b>	138.5
20	74	Piotr BIESIEKIRSKI	POL	EUVIC MOTOTEK	MORIWAKI	DUNLOP	PRE3	12	<b>25:13.528</b>	+1:20.069 132.8	2	<b>2:03.700</b>	135.4
21	23	Jordi RAPOSEIRAS BERENGUERA AND		MIR RACING	DUNLOP	DUNLOP	PRE3	12	<b>25:29.693</b>	+1:36.234 131.4	12	<b>2:05.926</b>	133.0
22	14	Maria BELLOT BERNABE	ESP	GASSS-SCHOOL COMPETICION	BEON	DUNLOP	PRE3	12	<b>25:30.919</b>	+1:37.460 131.3	4	<b>2:06.392</b>	132.5
23	8	Vasco CORREIA ESTURRADO	POR	TEAM MOTO CLU LOULÉ CONCELHO	MORIWAKI	DUNLOP	PRE3	11	<b>23:54.655</b>	1 Lap 128.4	2	<b>2:08.095</b>	130.7
24	51	Tristan WALCH	AUT	ALARXA RACING TEAM		DUNLOP	PRE3	11	<b>24:11.791</b>	1 Lap 126.9	3	<b>2:10.340</b>	128.5
25	4	Kiko MARIA	POR	GASSS-SCHOOL COMPETICION	BEON	DUNLOP	PRE3	11	<b>24:33.190</b>	1 Lap 125.0	4	<b>2:12.703</b>	126.2
26	18	Miguel MARTIN MARCO	ESP	IGAXTEAM	BEON	DUNLOP	PRE3	11	<b>25:00.665</b>	1 Lap 122.8	2	<b>2:03.904</b>	135.2

#### No clasificados:

99	Carlos TATAY VILA	ESP	MRW-ASPAR TEAM	BEON	DUNLOP	PRE3	11	<b>21:54.509</b>		9	<b>1:58.475</b>	141.4
58	Iñigo IGLESIAS BRAVO	ESP	IMC TEAM		DUNLOP	PRE3	10	<b>20:35.200</b>		8	<b>2:02.461</b>	136.8
31	Adrian FERNANDEZ GONZALEZ	ESP	AJO ACADEMY	BEON	DUNLOP	PRE3	3	<b>6:04.023</b>		3	<b>1:59.388</b>	140.3

Pole		A. HUERTAS DEL OLMO	1:57.865	142.1 Kph
Vuelta Rápida	Vlt. 9	Carlos TATAY VILA	1:58.475	141.4 Kph

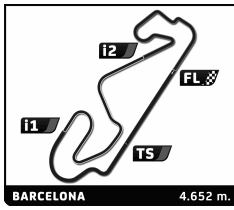
Hora de publicación: .....

Estado de pista: **SECO**

Director de carrera:	Cronometrador:
----------------------	----------------



**Circuit de Barcelona CATALUNYA**



# PREMOTO3 RFME CEV CIRCUIT BARCELONA-CATALUNYA RACE 1

## Planing

### VUELTA

Nº	Pos	Grid	1	2	3	4	5	6	7	8	9	10	11	12
66	<b>1</b>	66	66	66	34	34	66	66	34	34	66	34	66	66
46	<b>2</b>	46	11	46	66	66	34	34	46	66	46	66	46	34
99	<b>3</b>	99	46	34	46	46	46	46	66	46	34	46	7	46
34	<b>4</b>	34	34	11	99	99	7	99	7	99	99	99	99	7
7	<b>5</b>	7	7	99	11	7	99	7	99	7	7	7	34	96
11	<b>6</b>	11	76	7	7	96	96	76	96	96	96	11	96	76
76	<b>7</b>	76	99	76	76	76	76	96	76	76	11	96	76	11
31	<b>8</b>	31	31	31	96	11	11	11	11	11	76	76	11	35
53	<b>9</b>	53	96	96	31	53	53	53	53	35	35	35	35	53
96	<b>10</b>	96	53	53	53	35	35	35	35	53	27	27	53	27
16	<b>11</b>	16	24	16	16	27	27	27	27	27	53	53	27	24
27	<b>12</b>	27	16	27	27	24	24	24	24	24	24	24	24	30
24	<b>13</b>	24	27	24	24	30	30	30	30	30	30	30	30	16
12	<b>14</b>	12	35	35	35	16	16	16	16	16	16	16	16	82
35	<b>15</b>	35	30	30	30	82	82	82	82	58	50	57	57	57
30	<b>16</b>	30	82	58	58	50	58	57	58	50	58	58	50	50
57	<b>17</b>	57	58	82	82	57	57	58	57	57	57	50	82	93
50	<b>18</b>	50	57	57	50	58	50	50	50	82	82	82	93	20
58	<b>19</b>	58	50	50	57	20	93	93	93	93	93	93	20	12
20	<b>20</b>	20	20	20	20	93	20	20	20	20	20	20	74	74
93	<b>21</b>	93	18	18	93	74	74	74	74	74	74	74	12	23
18	<b>22</b>	18	93	93	18	14	14	14	12	12	12	12	14	14
74	<b>23</b>	74	74	74	74	23	23	23	14	14	14	14	23	
14	<b>24</b>	14	23	14	14	8	12	12	23	23	23	23	8	
82	<b>25</b>	82	14	23	23	12	8	8	8	8	8	8	51	
23	<b>26</b>	23	8	8	8	51	51	51	51	51	51	51	4	
8	<b>27</b>	8	4	51	51	4	4	4	4	4	4	4	18	
51	<b>28</b>	51	51	4	12	18	18	18	18	18	18	18		
4	<b>29</b>	4	12	12	4									





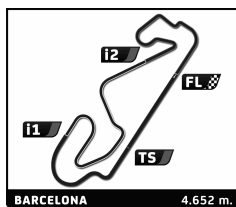
# PREMOTO3

## RFME CEV CIRCUIT BARCELONA-CATALUNYA

### RACE 1

Mejores tiempos de sector

SECTOR 1			SECTOR 2		SECTOR 3				Vuelta Ideal	Mejor Vuelta
Pos	Piloto	Tiempo	Piloto	Tiempo	Piloto	Tiempo	Pos	Piloto		
1	34 P.ACOSTA SANCHEZ	35.111	66 A.HUERTAS DEL OLMO	45.259	99 C.TATAY VILA	37.326	1	99 C.TATAY VILA	1:57.894	1:58.475 (1)
2	7 B.BALTUS	35.210	34 P.ACOSTA SANCHEZ	45.283	7 B.BALTUS	37.541	2	34 P.ACOSTA SANCHEZ	1:57.980	1:58.729 (3)
3	99 C.TATAY VILA	35.239	7 B.BALTUS	45.287	46 D.SALVADOR GOMEZ	37.571	3	7 B.BALTUS	1:58.038	1:58.509 (2)
4	46 D.SALVADOR GOMEZ	35.345	46 D.SALVADOR GOMEZ	45.288	34 P.ACOSTA SANCHEZ	37.586	4	46 D.SALVADOR GOMEZ	1:58.204	1:58.739 (4)
5	27 N.CZYBA	35.381	99 C.TATAY VILA	45.329	66 A.HUERTAS DEL OLMO	37.614	5	66 A.HUERTAS DEL OLMO	1:58.434	1:58.794 (5)
6	16 J.DAVIS	35.444	96 D.HOLGADO MIRALLES	45.411	31 A.FERNANDEZ GONZALEZ	37.959	6	96 D.HOLGADO MIRALLES	1:58.993	1:59.021 (6)
7	96 D.HOLGADO MIRALLES	35.482	11 A.ESCRIG RECHE	45.513	53 B.HART	38.006	7	31 A.FERNANDEZ GONZALEZ	1:59.277	1:59.388 (7)
8	35 J.BAUER	35.507	76 J.GIRAL ROMERO	45.600	96 D.HOLGADO MIRALLES	38.100	8	76 J.GIRAL ROMERO	1:59.349	1:59.674 (8)
9	66 A.HUERTAS DEL OLMO	35.561	31 A.FERNANDEZ GONZALEZ	45.641	76 J.GIRAL ROMERO	38.164	9	11 A.ESCRIG RECHE	1:59.445	1:59.918 (12)
10	76 J.GIRAL ROMERO	35.585	53 B.HART	45.778	11 A.ESCRIG RECHE	38.194	10	27 N.CZYBA	1:59.510	1:59.768 (11)
11	31 A.FERNANDEZ GONZALEZ	35.677	27 N.CZYBA	45.868	35 J.BAUER	38.221	11	53 B.HART	1:59.518	1:59.697 (9)
12	53 B.HART	35.734	35 J.BAUER	45.910	27 N.CZYBA	38.261	12	35 J.BAUER	1:59.638	1:59.751 (10)
13	11 A.ESCRIG RECHE	35.738	24 R.PEREZ ORNEDO	46.014	16 J.DAVIS	38.520	13	16 J.DAVIS	2:00.249	2:00.311 (13)
14	24 R.PEREZ ORNEDO	35.759	16 J.DAVIS	46.285	24 R.PEREZ ORNEDO	38.569	14	24 R.PEREZ ORNEDO	2:00.342	2:00.678 (14)
15	12 B.GOMEZ RUS	35.804	30 L.FELLON	46.379	12 B.GOMEZ RUS	38.677	15	12 B.GOMEZ RUS	2:00.943	2:00.943 (15)
16	30 L.FELLON	35.832	57 K.KOSKINEN	46.383	58 I.IGLESIAS BRAVO	38.831	16	30 L.FELLON	2:01.113	2:01.322 (16)
17	82 B.AGUILAR NAVARRO	36.148	82 B.AGUILAR NAVARRO	46.420	50 O.VOSTATEK	38.863	17	50 O.VOSTATEK	2:01.679	2:02.295 (19)
18	57 K.KOSKINEN	36.266	12 B.GOMEZ RUS	46.462	30 L.FELLON	38.902	18	57 K.KOSKINEN	2:01.696	2:02.204 (18)
19	50 O.VOSTATEK	36.269	50 O.VOSTATEK	46.547	57 K.KOSKINEN	39.047	19	82 B.AGUILAR NAVARRO	2:01.817	2:02.008 (17)
20	58 I.IGLESIAS BRAVO	36.491	58 I.IGLESIAS BRAVO	46.571	93 T.BERÇOT	39.055	20	58 I.IGLESIAS BRAVO	2:01.893	2:02.461 (21)
21	93 T.BERÇOT	36.623	93 T.BERÇOT	46.641	74 P.BIESIEKIRSKI	39.135	21	93 T.BERÇOT	2:02.319	2:02.359 (20)
22	20 V.FALCONE	36.785	20 V.FALCONE	47.040	82 B.AGUILAR NAVARRO	39.249	22	20 V.FALCONE	2:03.401	2:03.637 (22)
23	23 J.RAPOSEIRAS BERENGUERAS	36.884	18 M.MARTIN MARCO	47.245	18 M.MARTIN MARCO	39.415	23	74 P.BIESIEKIRSKI	2:03.511	2:03.700 (23)
24	18 M.MARTIN MARCO	36.893	74 P.BIESIEKIRSKI	47.391	20 V.FALCONE	39.576	24	18 M.MARTIN MARCO	2:03.553	2:03.904 (24)
25	74 P.BIESIEKIRSKI	36.985	23 J.RAPOSEIRAS BERENGUERAS	48.137	14 M.BELLOT BERNABE	40.142	25	23 J.RAPOSEIRAS BERENGUERAS	2:05.461	2:05.926 (25)
26	14 M.BELLOT BERNABE	37.504	14 M.BELLOT BERNABE	48.255	23 J.RAPOSEIRAS BERENGUERAS	40.440	26	14 M.BELLOT BERNABE	2:05.901	2:06.392 (26)
27	8 V.CORREIA ESTURRADO	37.626	8 V.CORREIA ESTURRADO	48.989	8 V.CORREIA ESTURRADO	40.892	27	8 V.CORREIA ESTURRADO	2:07.507	2:08.095 (27)
28	4 K.MARIA	38.686	51 T.WALCH	49.685	51 T.WALCH	41.481	28	51 T.WALCH	2:10.089	2:10.340 (28)
29	51 T.WALCH	38.923	4 K.MARIA	50.399	4 K.MARIA	43.320	29	4 K.MARIA	2:12.405	2:12.703 (29)



## PREMOTO3 RFME CEV CIRCUIT BARCELONA-CATALUNYA RACE 1

### Mejores Velocidades Máximas

Piloto	Equipo		V.Max 1		V.Max 2		V. Max 3		V. Max 4		V.Max 5		Pro
			Km/h	Vlt.	Km/h	Vlt.	Km/h	Vlt.	Km/h	Vlt.	Km/h	Vlt.	
12 Borja GOMEZ RUS	BRIEFING COMPETICION	PRE3	<b>219.5</b>	7	217.7	12	217.3	6	216.0	11	216.0	9	217,3
96 Daniel HOLGADO MIRALLES	SCHOOL TEAM ESTRELLA GALICIA 0,(	PRE3	<b>218.2</b>	4	212.6	3	211.8	2	210.2	9	209.0	5	212,4
7 Barry BALTUS	AJO ACADEMY	PRE3	<b>216.9</b>	2	216.9	4	214.7	9	213.9	7	213.9	11	215,3
16 Jamie DAVIS	FAU55RACING	PRE3	<b>216.9</b>	2	212.2	3	209.0	4	206.2	8	205.8	7	210,0
30 Lorenzo FELLON	AJO ACADEMY	PRE3	<b>216.4</b>	2	213.0	3	212.6	4	212.6	8	211.8	12	213,3
99 Carlos TATAY VILA	MRW-ASPAR TEAM	PRE3	<b>216.4</b>	2	211.0	6	211.0	3	209.4	11	208.2	10	211,2
34 Pedro ACOSTA SANCHEZ	CUNA DE CAMPEONES	PRE3	<b>215.1</b>	12	214.3	2	212.6	10	211.8	3	211.0	6	213,0
27 Nicolas CZYBA	BLUMAQ HMA RACING	PRE3	<b>214.7</b>	9	213.9	7	213.0	10	212.6	2	212.2	3	213,3
82 Bryan AGUILAR NAVARRO	NEW PROJECT	PRE3	<b>214.3</b>	10	212.6	9	211.0	4	209.8	2	209.4	3	211,4
46 David SALVADOR GOMEZ	CUNA DE CAMPEONES	PRE3	<b>214.3</b>	11	211.4	3	211.0	10	210.2	12	209.0	5	211,2
31 Adrian FERNANDEZ GONZALEZ	AJO ACADEMY	PRE3	<b>213.9</b>	2	209.8	3	186.1	1					203,3
57 Kenny KOSKINEN	H43 TEAM NOBBY	PRE3	<b>213.0</b>	6	212.6	2	211.0	4	209.0	7	208.2	3	210,8
93 Tom BERÇOT	BLUMAQ HMA RACING	PRE3	<b>212.6</b>	2	208.2	3	207.8	4	206.6	8	205.4	10	208,1
24 Raul PEREZ ORNEDO	JEREZ ANDALUCIA MOTOR TALENT	PRE3	<b>212.6</b>	2	211.0	3	208.6	5	207.8	4	207.8	6	209,6
53 Brian HART	JEREZ ANDALUCIA MOTOR TALENT	PRE3	<b>212.2</b>	11	210.6	9	209.4	12	209.4	2	209.4	3	210,2
66 Adrian HUERTAS DEL OLMO	CUNA DE CAMPEONES	PRE3	<b>211.8</b>	6	211.4	9	210.2	10	207.8	12	207.8	11	209,8
76 Julian GIRAL ROMERO	SCHOOL TEAM ESTRELLA GALICIA 0,(	PRE3	<b>211.8</b>	3	211.0	2	210.6	4	210.2	5	209.4	6	210,6
35 Joshua BAUER	SCHOOL TEAM ESTRELLA GALICIA 0,(	PRE3	<b>211.8</b>	2	211.8	8	209.8	7	209.8	9	209.8	6	210,6
14 Maria BELLOT BERNABE	GASSS-SCHOOL COMPETICION	PRE3	<b>211.0</b>	2	203.1	3	202.4	4	201.6	6	201.6	5	203,9
11 Alex ESCRIG RECHE	MRW-ASPAR TEAM	PRE3	<b>211.0</b>	10	211.0	4	210.2	9	209.4	8	208.6	12	210,0
23 Jordi RAPOSEIRAS BERENGUERAS		PRE3	<b>210.2</b>	4	209.8	5	209.4	3	209.0	9	207.8	12	209,2
20 Vincent FALCONE	TFC RACING	PRE3	<b>209.0</b>	4	205.0	2	204.7	6	203.5	7	203.1	9	205,1
58 Iñigo IGLESIAS BRAVO	IMC TEAM	PRE3	<b>208.6</b>	6	208.6	2	208.2	8	207.8	7	204.7	5	207,6
18 Miguel MARTIN MARCO	IGAXTEAM	PRE3	<b>208.2</b>	2	206.2	4	202.0	3	194.1	9	193.4	6	200,8
74 Piotr BIESIEKIRSKI	EUVIC MOTOTEK	PRE3	<b>208.2</b>	3	207.8	4	205.4	2	202.0	6	200.5	12	204,8
50 Ondrej VOSTATEK	ETG RACING	PRE3	<b>204.7</b>	3	203.5	6	203.1	2	202.8	9	200.9	8	203,0
4 Kiko MARIA	GASSS-SCHOOL COMPETICION	PRE3	<b>204.3</b>	2	204.3	3	203.5	5	203.1	4	202.0	8	203,4
8 Vasco CORREIA ESTURRADO	TEAM MOTO CLU LOULÉ CONCELHC	PRE3	<b>202.0</b>	2	196.9	3	190.4	4	189.0	6	188.4	5	193,3
51 Tristan WALCH	ALARXA RACING TEAM	PRE3	<b>195.8</b>	2	191.0	3	189.4	4	188.7	5	188.4	1	190,7



Circuit de  
Barcelona  
CATALUNYA

RACC

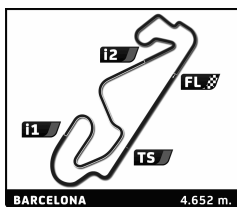


## PREMOTO3 RFME CEV CIRCUIT BARCELONA-CATALUNYA RACE 1

Secuencia de vueltas rápidas

Tiempo de sesión	Piloto	Equipo	Moto	Neumaticos	Tiempo	km/h	Vlt.
4:01.963	66 Adrian HUERTAS DEL OLMO	CUNA DE CAMPEONES	MIR RACING	DUNLOP PRE	1:59.379	140.3	2
4:02.301	46 David SALVADOR GOMEZ	CUNA DE CAMPEONES	MIR RACING	DUNLOP PRE	1:59.154	140.6	2
4:02.350	34 Pedro ACOSTA SANCHEZ	CUNA DE CAMPEONES	MIR RACING	DUNLOP PRE	1:58.872	140.9	2
8:01.639	99 Carlos TATAY VILA	MRW-ASPAR TEAM	BEON	DUNLOP PRE	1:58.871	140.9	4
8:02.009	7 Barry BALTUS	AJO ACADEMY	BEON	DUNLOP PRE	1:58.509	141.3	4
17:56.225	99 Carlos TATAY VILA	MRW-ASPAR TEAM	BEON	DUNLOP PRE	1:58.475	141.4	9





# PREMOTO3 RFME CEV CIRCUIT BARCELONA-CATALUNYA RACE 1

## Tiempos por vuelta

■ Piloto Doblado

Nº	Tiempo	Dif.	Nº	Tiempo	Dif.	Nº	Tiempo	Dif.	Nº	Tiempo	Dif.	Nº	Tiempo	Dif.
<b>Vuelta 1</b>			14	2:07.281	20.004	58	2:03.999	18.352	16	2:02.635	22.110	27	2:01.164	12.385
66	2:02.584		23	2:08.369	20.754	20	2:04.319	22.633	82	2:03.276	25.929	24	2:01.900	17.070
11	2:03.088	0.504	8	2:08.095	20.969	93	2:04.294	22.745	57	2:02.999	26.013	30	2:02.208	23.283
46	2:03.147	0.563	51	2:10.628	27.718	74	2:04.013	23.232	58	2:03.320	26.051	16	2:02.149	28.245
34	2:03.478	0.894	4	2:12.717	29.638	14	2:06.392	34.596	50	2:03.012	26.106	<b>18</b>	2:09.072	1 Lap
7	2:03.632	1.048	12	2:02.296	39.140	23	2:06.237	35.187	93	2:02.616	30.038	58	2:02.461	33.554
76	2:03.793	1.209	<b>Vuelta 3</b>			8	2:08.845	40.353	20	2:03.637	31.918	50	2:02.295	33.581
99	2:03.920	1.336	34	1:58.879		12	2:02.774	46.190	74	2:04.463	33.659	57	2:02.860	34.098
31	2:04.775	2.191	66	1:59.291	0.025	51	2:10.791	50.488	14	2:06.439	49.617	82	2:03.982	34.997
96	2:04.879	2.295	46	1:59.138	0.210	4	2:12.703	56.821	23	2:07.241	51.544	93	2:03.221	38.046
53	2:05.172	2.588	99	1:59.337	1.539	18	3:37.452	1:56.317	12	2:01.764	52.225	20	2:03.989	41.845
24	2:05.528	2.944	11	2:00.113	2.106	<b>Vuelta 5</b>			8	2:09.407	1:00.962	74	2:05.054	45.135
16	2:05.716	3.132	7	1:59.975	2.271	66	1:59.318		51	2:10.842	1:13.880	12	2:02.339	57.966
27	2:05.892	3.308	76	1:59.878	2.482	34	1:59.398	0.068	4	2:13.380	1:25.203	14	2:06.901	1:06.253
35	2:06.272	3.688	96	1:59.021	2.661	46	1:59.425	0.209	<b>Vuelta 7</b>			23	2:06.516	1:06.783
30	2:07.096	4.512	31	1:59.388	2.794	7	1:58.665	1.020	34	1:58.757		8	2:09.589	1:22.073
82	2:08.282	5.698	53	1:59.697	3.533	99	1:59.259	1.244	46	1:58.739	0.053	51	2:11.444	1:38.320
58	2:08.343	5.759	16	2:00.789	5.587	96	1:59.887	3.308	66	1:59.001	0.106	4	2:14.382	1:54.663
57	2:08.483	5.899	27	2:00.846	5.801	76	1:59.674	3.511	7	1:58.814	1.509	<b>Vuelta 9</b>		
50	2:08.503	5.919	24	2:00.678	5.931	11	2:00.347	4.239	99	1:59.264	1.582	66	1:59.421	
20	2:10.586	8.002	35	2:00.719	5.999	53	2:01.014	6.350	96	2:00.213	6.116	46	1:59.421	0.099
18	2:10.793	8.209	30	2:01.741	9.201	27	2:00.064	8.244	76	2:00.261	6.158	34	1:59.602	0.169
93	2:11.304	8.720	58	2:03.332	13.448	24	2:00.793	9.875	11	1:59.918	6.860	99	1:58.475	0.232
74	2:11.737	9.153	82	2:03.317	13.851	30	2:01.873	14.601	53	2:00.302	9.701	7	1:58.660	0.815
23	2:14.348	11.764	50	2:03.241	13.907	16	2:03.097	18.269	35	1:59.751	10.180	96	2:00.459	8.615
14	2:14.686	12.102	57	2:03.464	14.074	82	2:02.829	21.447	27	1:59.768	10.438	11	2:00.460	8.980
8	2:14.837	12.253	20	2:04.053	17.409	58	2:02.503	21.525	24	2:01.407	14.387	76	2:01.126	9.297
4	2:18.884	16.300	93	2:03.520	17.546	57	2:02.842	21.808	<b>18</b>	2:09.036	1 Lap	35	2:01.103	13.676
51	2:19.053	16.469	18	2:04.492	17.960	57	2:02.842	21.808	30	2:01.519	20.292	27	2:00.971	13.923
12	2:38.807	36.223	74	2:04.106	18.314	50	2:03.256	21.888	16	2:02.098	25.313	53	2:01.387	14.028
<b>Vuelta 2</b>			14	2:06.561	27.299	93	2:02.801	26.216	82	2:03.198	30.232	24	2:02.334	19.971
66	1:59.379		23	2:06.557	28.045	20	2:03.772	27.075	58	2:03.154	30.310	30	2:01.322	25.172
46	1:59.154	0.338	8	2:08.900	30.603	74	2:04.088	27.990	57	2:03.337	30.455	16	2:02.690	31.502
34	1:58.872	0.387	51	2:10.340	38.792	14	2:06.706	41.972	50	2:03.292	30.503	50	2:02.392	36.540
11	2:00.134	1.259	12	2:02.637	42.511	23	2:07.240	43.097	93	2:02.899	34.042	58	2:02.578	36.699
99	1:59.511	1.468	4	2:12.841	43.213	12	2:02.395	49.255	20	2:04.050	37.073	57	2:02.204	36.869
7	1:59.893	1.562	<b>Vuelta 4</b>			8	2:09.326	50.349	74	2:04.534	39.298	82	2:02.008	37.572
76	2:00.040	1.870	34	1:59.095		51	2:10.674	1:01.832	12	2:01.514	54.844	<b>18</b>	2:08.732	1 Lap
31	1:59.860	2.672	66	1:59.082	0.012	4	2:13.126	1:10.617	14	2:07.847	58.569	93	2:02.359	40.972
96	1:59.990	2.906	46	1:58.999	0.114	<b>Vuelta 6</b>			23	2:06.835	59.484	20	2:04.402	46.814
53	1:59.893	3.102	99	1:58.871	1.315	66	1:58.794		8	2:09.634	1:11.701	74	2:05.126	50.828
16	2:00.311	4.064	7	1:58.509	1.685	34	1:58.864	0.138	51	2:11.108	1:26.093	12	2:02.045	1:00.578
27	2:00.292	4.221	96	1:59.185	2.751	46	1:58.794	0.209	4	2:13.190	1:39.498	14	2:07.197	1:14.017
24	2:00.954	4.519	76	1:59.780	3.167	99	1:58.763	1.213	<b>Vuelta 8</b>			23	2:07.555	1:14.905
35	2:00.237	4.546	11	2:00.211	3.222	7	1:59.364	1.590	34	1:59.217		8	2:16.115	1:38.755
30	2:01.593	6.726	53	2:00.228	4.666	76	2:00.075	4.792	66	1:59.123	0.012	51	2:12.171	1:51.058
58	2:03.002	9.382	35	2:00.042	6.946	96	2:00.284	4.798	46	1:59.275	0.111	<b>Vuelta 10</b>		
82	2:03.481	9.800	27	2:00.804	7.510	11	2:00.392	5.837	99	1:58.825	1.190	34	1:58.819	
57	2:03.356	9.876	24	2:01.576	8.412	53	2:00.738	8.294	7	1:59.296	1.588	66	1:59.043	0.055
50	2:03.392	9.932	30	2:01.952	12.058	<b>18</b>	2:10.171	1 Lap	96	2:00.690	7.589	46	1:59.152	0.263
20	2:03.999	12.622	16	2:08.010	14.502	35	2:00.211	9.324	76	2:00.663	7.604	99	1:59.328	0.572
18	2:03.904	12.734	82	2:03.192	17.948	27	2:00.115	9.565	11	2:00.310	7.953	7	1:58.899	0.726
93	2:03.951	13.292	50	2:03.150	17.962	24	2:00.794	11.875	35	2:01.043	12.006	11	2:00.061	10.053
74	2:03.700	13.474	57	2:03.317	18.296	30	2:01.861	17.668	53	2:01.590	12.074	96	2:00.519	10.146



## PREMOTO3 RFME CEV CIRCUIT BARCELONA-CATALUNYA RACE 1

### Tiempos por vuelta

Piloto Doblado

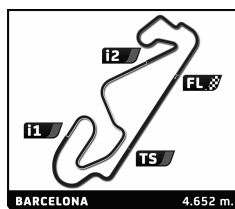
Nº	Tiempo	Dif.	Nº	Tiempo	Dif.	Nº	Tiempo	Dif.	Nº	Tiempo	Dif.	Nº	Tiempo	Dif.
76	2:00.041	10.350	76	2:00.219	12.755									
<b>4</b>	2:14.118	1 Lap	11	2:01.209	13.832									
35	2:01.142	15.830	<b>51</b>	2:12.582	1 Lap									
27	2:01.074	16.009	35	2:01.049	19.717									
53	2:01.044	16.084	53	2:01.010	19.840									
24	2:02.257	23.240	27	2:00.510	19.924									
30	2:01.739	27.923	24	2:01.769	28.234									
16	2:02.727	35.241	30	2:03.596	34.985									
57	2:02.212	40.093	<b>4</b>	2:14.505	1 Lap									
58	2:02.508	40.219	16	2:02.661	41.959									
50	2:02.744	40.296	82	2:02.478	47.887									
82	2:02.892	41.476	57	2:02.766	47.960									
93	2:02.972	44.956	50	2:02.810	48.032									
<b>18</b>	2:08.064	1 Lap	93	2:03.917	53.868									
20	2:05.506	53.332	20	2:05.887	1:06.673									
74	2:04.878	56.718	<b>18</b>	2:09.818	1 Lap									
12	2:01.825	1:03.415	12	2:00.943	1:07.316									
14	2:06.789	1:21.818	74	2:17.395	1:20.069									
23	2:06.488	1:22.405	23	2:05.926	1:36.234									
8	2:09.714	1:49.481	14	2:07.503	1:37.460									

#### Vuelta 11

66	1:58.806	
46	1:58.744	0.146
7	1:58.578	0.443
99	1:58.956	0.667
34	1:59.811	0.950
<b>51</b>	2:12.158	1 Lap
96	2:00.712	11.997
76	2:00.664	12.153
11	2:01.048	12.240
35	2:01.316	18.285
53	2:01.224	18.447
27	2:01.883	19.031
<b>4</b>	2:13.344	1 Lap
24	2:01.703	26.082
30	2:01.944	31.006
16	2:02.535	38.915
57	2:03.579	44.811
50	2:03.404	44.839
82	2:02.411	45.026
93	2:03.473	49.568
<b>18</b>	2:09.131	1 Lap
20	2:05.932	1:00.403
74	2:04.434	1:02.291
12	2:01.436	1:05.990
14	2:06.617	1:29.574
23	2:06.381	1:29.925

#### Vuelta 12

66	1:59.617	
34	1:58.729	0.062
46	1:59.615	0.144
<b>8</b>	2:10.193	1 Lap
7	2:02.021	2.847
96	2:00.322	12.702



# PREMOTO3

## RFME CEV CIRCUIT BARCELONA-CATALUNYA

### RACE 1

Vuelta a vuelta

■ Mejor Personal ■ Mejor de la sesión B Cruzando la línea de meta por el pit lane.

Vlt.	Tiempo	Sector 1	Sector 2	Sector 3	Km/h	T. Sesión	Vlt.	Tiempo	Sector 1	Sector 2	Sector 3	Km/h	T. Sesión			
<b>4</b>	<b>Kiko MARIA</b> POR						BEON	11	2:01.048	36.527	45.984	38.537	207.0	22:06.082		
	GASSS-SCHOOL COMPETICION							12	2:01.209	35.949	46.579	38.681	208.6	24:07.291		
	1	2:18.884	44.599	50.514	43.771	183.6		2:18.884								
	2	2:12.717	<b>38.686</b>	50.664	43.367	204.3		4:31.601								
	3	2:12.841	38.742	50.590	43.509	204.3		6:44.442								
	4	<b>2:12.703</b>	38.860	50.417	43.426	203.1		8:57.145								
	5	2:13.126	38.813	<b>50.399</b>	43.914	203.5		11:10.271								
	6	2:13.380	38.855	50.761	43.764	201.6		13:23.651								
	7	2:13.190	38.957	50.583	43.650	202.0		15:36.841								
	8	2:14.382	39.096	50.968	44.318	202.0		17:51.223								
	9	2:14.118	39.031	51.767	<b>43.320</b>	200.9		20:05.341								
	10	2:13.344	38.762	50.807	43.775	200.9		22:18.685								
11	2:14.505	39.865	50.868	43.772	201.3	24:33.190										
<b>7</b>	<b>Barry BALTUS</b> BEL						BEON	1	2:03.632	39.280	45.875	38.477	188.7	2:03.632		
	AJO ACADEMY							2	1:59.893	35.719	45.919	38.255	216.9	4:03.525		
	3	1:59.975	35.652	45.993	38.330	212.6		6:03.500								
	4	<b>1:58.509</b>	35.299	45.399	37.811	216.9		8:02.009								
	5	1:58.665	35.615	45.339	37.711	211.0		10:00.674								
	6	1:59.364	35.621	46.077	37.666	209.0		12:00.038								
	7	1:58.814	35.597	45.369	37.848	213.9		13:58.852								
	8	1:59.296	36.155	45.433	37.708	201.6		15:58.148								
	9	1:58.660	35.509	45.421	37.730	214.7		17:56.808								
	10	1:58.899	35.532	<b>45.287</b>	38.080	211.0		19:55.707								
	11	1:58.578	<b>35.210</b>	45.827	<b>37.541</b>	213.9		21:54.285								
	12	2:02.021	35.644	45.834	40.543	210.2		23:56.306								
<b>8</b>	<b>Vasco CORREIA ESTURRADO</b> POR						MORIWAKI	1	2:14.837	43.849	49.506	41.482	184.3	2:14.837		
	TEAM MOTO CLU LOULÉ CONCELHC							2	<b>2:08.095</b>	<b>37.626</b>	<b>48.989</b>	41.480	202.0	4:22.932		
	3	2:08.900	37.968	49.221	41.711	196.9		6:31.832								
	4	2:08.845	38.509	49.420	40.916	190.4		8:40.677								
	5	2:09.326	38.710	49.495	41.121	188.4		10:50.003								
	6	2:09.407	38.619	49.419	41.369	189.0		12:59.410								
	7	2:09.634	38.802	49.926	40.906	186.5		15:09.044								
	8	2:09.589	38.653	49.969	40.967	184.9		17:18.633								
	9	2:16.115	38.769	55.970	41.376	185.2		19:34.748								
	10	2:09.714	39.257	49.565	<b>40.892</b>	182.4		21:44.462								
	11	2:10.193	39.361	49.385	41.447	181.8		23:54.655								
	<b>11</b>	<b>Alex ESCRIG RECHE</b> ESP						BEON	1	2:03.088	38.948	45.873	38.267	190.4	2:03.088	
MRW-ASPAR TEAM						2	2:00.134		36.091	45.849	<b>38.194</b>	206.2	4:03.222			
3		2:00.113	35.841	45.901	38.371	206.6	6:03.335									
4		2:00.211	35.795	45.695	38.721	211.0	8:03.546									
5		2:00.347	36.085	45.823	38.439	205.4	10:03.893									
6		2:00.392	35.976	46.063	38.353	208.6	12:04.285									
7		<b>1:59.918</b>	35.778	<b>45.513</b>	38.627	208.2	14:04.203									
8		2:00.310	35.799	45.947	38.564	209.4	16:04.513									
9		2:00.460	35.919	46.158	38.383	210.2	18:04.973									
10		2:00.061	<b>35.738</b>	45.745	38.578	211.0	20:05.034									
<b>12</b>		<b>Borja GOMEZ RUS</b> ESP							MIR RACING	1	2:38.807	1:11.442	47.971	39.394	164.5	2:38.807
		BRIEFING COMPETICION								2	2:02.296	36.146	47.019	39.131	214.7	4:41.103
	3	2:02.637	36.058	46.913	39.666	213.5	6:43.740									
	4	2:02.774	36.573	47.144	39.057	215.6	8:46.514									
	5	2:02.395	36.126	47.234	39.035	214.7	10:48.909									
	6	2:01.764	35.890	46.826	39.048	217.3	12:50.673									
	7	2:01.514	35.828	46.596	39.090	219.5	14:52.187									
	8	2:02.339	36.341	46.865	39.133	215.6	16:54.526									
	9	2:02.045	36.167	46.993	38.885	216.0	18:56.571									
	10	2:01.825	36.145	46.831	38.849	216.0	20:58.396									
	11	2:01.436	36.017	46.549	38.870	216.0	22:59.832									
	12	<b>2:00.943</b>	<b>35.804</b>	<b>46.462</b>	<b>38.677</b>	217.7	25:00.775									
<b>14</b>	<b>Maria BELLOT BERNABE</b> ESP						BEON	1	2:14.686	44.021	49.597	41.068	191.0	2:14.686		
	GASSS-SCHOOL COMPETICION							2	2:07.281	<b>37.504</b>	49.018	40.759	211.0	4:21.967		
	3	2:06.561	37.896	48.379	40.286	203.1		6:28.528								
	4	<b>2:06.392</b>	37.806	48.444	<b>40.142</b>	202.4		8:34.920								
	5	2:06.706	37.867	48.594	40.245	201.6		10:41.626								
	6	2:06.439	37.866	48.377	40.196	201.6		12:48.065								
	7	2:07.847	37.922	48.469	41.456	200.9		14:55.912								
	8	2:06.901	38.062	48.376	40.463	201.6		17:02.813								
	9	2:07.197	38.216	48.621	40.360	201.6		19:10.010								
	10	2:06.789	37.945	48.431	40.413	201.3		21:16.799								
	11	2:06.617	37.928	<b>48.255</b>	40.434	200.1		23:23.416								
	12	2:07.503	37.783	48.301	41.419	200.1		25:30.919								
<b>16</b>	<b>Jamie DAVIS</b> GBR						MIR RACING	1	2:05.716	40.595	46.466	38.655	192.4	2:05.716		
	FAU55RACING							2	<b>2:00.311</b>	<b>35.444</b>	46.347	<b>38.520</b>	216.9	4:06.027		
	3	2:00.789	35.806	<b>46.285</b>	38.698	212.2		6:06.816								
	4	2:08.010	35.993	46.454	45.563	209.0		8:14.826								
	5	2:03.097	36.598	47.199	39.300	205.0		10:17.923								
	6	2:02.635	36.489	47.001	39.145	205.8		12:20.558								
	7	2:02.098	36.217	46.889	38.992	205.8		14:22.656								
	8	2:02.149	36.321	46.886	38.942	206.2		16:24.805								
	9	2:02.690	36.348	47.222	39.120	204.7		18:27.495								
	10	2:02.727	36.689	47.040	38.998	203.1		20:30.222								
	11	2:02.535	36.425	47.156	38.954	203.1		22:32.757								
	12	2:02.661	36.404	47.091	39.166	203.9		24:35.418								
<b>18</b>	<b>Miguel MARTIN MARCO</b> ESP						BEON	1	2:10.793	42.736	47.903	40.154	189.7	2:10.793		
	IGAXTEAM							2	<b>2:03.904</b>	<b>36.893</b>	47.596	<b>39.415</b>	208.2	4:14.697		
	3	2:04.492	37.197	<b>47.245</b>	40.050	202.0		6:19.189								
	4	3:37.452	2:02.947	53.035	41.470	206.2		9:56.641								
	5	2:10.171	39.287	50.399	40.485	190.0		12:06.812								
	6	2:09.036	38.606	49.360	41.070	193.4		14:15.848								





# PREMOTO3

## RFME CEV CIRCUIT BARCELONA-CATALUNYA

### RACE 1

Vuelta a vuelta

Mejor Personal Mejor de la sesión B Cruzando la línea de meta por el pit lane.

Vlt.	Tiempo	Sector 1	Sector 2	Sector 3	Km/h	T. Sesión
7	2:09.072	39.010	49.300	40.762	190.7	16:24.920
8	2:08.732	38.839	49.164	40.729	191.7	18:33.652
9	2:08.064	38.660	49.169	40.235	194.1	20:41.716
10	2:09.131	38.841	49.091	41.199	192.4	22:50.847
11	2:09.818	38.843	49.561	41.414	191.0	25:00.665

20 Vincent FALCONE		TFC RACING		FRA		BEON	
1	2:10.586	42.942	47.634	40.010	196.5	2:10.586	
2	2:03.999	36.905	47.252	39.842	205.0	4:14.585	
3	2:04.053	37.100	47.153	39.800	201.6	6:18.638	
4	2:04.319	37.044	47.410	39.865	209.0	8:22.957	
5	2:03.772	37.140	47.040	39.592	201.3	10:26.729	
6	2:03.637	36.807	47.254	39.576	204.7	12:30.366	
7	2:04.050	36.785	47.187	40.078	203.5	14:34.416	
8	2:03.989	36.792	47.596	39.601	202.8	16:38.405	
9	2:04.402	37.020	47.579	39.803	203.1	18:42.807	
10	2:05.506	37.300	47.969	40.237	201.3	20:48.313	
11	2:05.932	37.506	48.059	40.367	200.9	22:54.245	
12	2:05.887	37.475	47.903	40.509	201.6	25:00.132	

23 Jordi RAPOSEIRAS BERENGUERAS		MIR RACING		AND			
1	2:14.348	43.565	49.149	41.634	186.1	2:14.348	
2	2:08.369	37.494	49.184	41.691	207.4	4:22.717	
3	2:06.557	37.289	48.418	40.850	209.4	6:29.274	
4	2:06.237	37.322	48.265	40.650	210.2	8:35.511	
5	2:07.240	37.776	48.482	40.982	209.8	10:42.751	
6	2:07.241	37.503	48.825	40.913	204.7	12:49.992	
7	2:06.835	37.339	48.589	40.907	204.7	14:56.827	
8	2:06.516	37.329	48.558	40.629	207.0	17:03.343	
9	2:07.555	38.103	48.640	40.812	209.0	19:10.898	
10	2:06.488	37.463	48.520	40.505	204.7	21:17.386	
11	2:06.381	37.446	48.137	40.798	207.8	23:23.767	
12	2:05.926	36.884	48.602	40.440	207.8	25:29.693	

24 Raul PEREZ ORNEDO		JEREZ ANDALUCIA MOTOR TALENT		ESP		RC SPORT	
1	2:05.528	40.455	46.457	38.616	188.4	2:05.528	
2	2:00.954	35.994	46.263	38.697	212.6	4:06.482	
3	2:00.678	35.759	46.014	38.905	211.0	6:07.160	
4	2:01.576	36.312	46.138	39.126	207.8	8:08.736	
5	2:00.793	36.046	46.151	38.596	208.6	10:09.529	
6	2:00.794	36.061	46.164	38.569	207.8	12:10.323	
7	2:01.407	36.175	46.417	38.815	206.2	14:11.730	
8	2:01.900	36.537	46.397	38.966	203.9	16:13.630	
9	2:02.334	36.667	46.695	38.972	204.7	18:15.964	
10	2:02.257	36.516	46.590	39.151	203.1	20:18.221	
11	2:01.703	36.555	46.287	38.861	202.4	22:19.924	
12	2:01.769	36.539	46.328	38.902	205.8	24:21.693	

27 Nicolas CZYBA		BLUMAQ HMA RACING		GER		BEON	
1	2:05.892	40.561	46.743	38.588	188.4	2:05.892	
2	2:00.292	35.381	46.464	38.447	212.6	4:06.184	
3	2:00.846	35.827	46.265	38.754	212.2	6:07.030	

Vlt.	Tiempo	Sector 1	Sector 2	Sector 3	Km/h	T. Sesión
4	2:00.804	35.987	46.407	38.410	209.4	8:07.834
5	2:00.064	35.862	45.868	38.334	209.0	10:07.898
6	2:00.115	35.780	45.944	38.391	211.0	12:08.013
7	1:59.768	35.536	45.971	38.261	213.9	14:07.781
8	2:01.164	36.265	46.312	38.587	211.0	16:08.945
9	2:00.971	35.992	46.504	38.475	214.7	18:09.916
10	2:01.074	35.957	46.411	38.706	213.0	20:10.990
11	2:01.883	37.043	46.319	38.521	212.2	22:12.873
12	2:00.510	36.071	45.947	38.492	209.0	24:13.383

30 Lorenzo FELLON		AJO ACADEMY		FRA		BEON	
1	2:07.096	41.164	46.652	39.280	185.2	2:07.096	
2	2:01.593	35.832	46.697	39.064	216.4	4:08.689	
3	2:01.741	36.032	46.601	39.108	213.0	6:10.430	
4	2:01.952	36.277	46.601	39.074	212.6	8:12.382	
5	2:01.873	36.227	46.601	39.045	210.2	10:14.255	
6	2:01.861	36.191	46.714	38.956	211.4	12:16.116	
7	2:01.519	36.065	46.496	38.958	211.4	14:17.635	
8	2:02.208	36.468	46.648	39.092	212.6	16:19.843	
9	2:01.322	35.951	46.469	38.902	210.6	18:21.165	
10	2:01.739	36.328	46.379	39.032	211.0	20:22.904	
11	2:01.944	36.449	46.486	39.009	210.6	22:24.848	
12	2:03.596	36.108	48.096	39.392	211.8	24:28.444	

31 Adrian FERNANDEZ GONZALEZ		AJO ACADEMY		ESP		BEON	
1	2:04.775	39.909	46.417	38.449	186.1	2:04.775	
2	1:59.860	35.853	45.641	38.366	213.9	4:04.635	
3	1:59.388	35.677	45.752	37.959	209.8	6:04.023	

34 Pedro ACOSTA SANCHEZ		CUNA DE CAMPEONES		ESP		MIR RACING	
1	2:03.478	39.360	45.769	38.349	187.4	2:03.478	
2	1:58.872	35.791	45.495	37.586	214.3	4:02.350	
3	1:58.879	35.583	45.283	38.013	211.8	6:01.229	
4	1:59.095	35.830	45.567	37.698	206.2	8:00.324	
5	1:59.398	35.885	45.650	37.863	206.2	9:59.722	
6	1:58.864	35.694	45.548	37.622	211.0	11:58.586	
7	1:58.757	35.309	45.363	38.085	210.6	13:57.343	
8	1:59.217	35.539	45.464	38.214	209.4	15:56.560	
9	1:59.602	35.699	45.483	38.420	208.6	17:56.162	
10	1:58.819	35.377	45.350	38.092	212.6	19:54.981	
11	1:59.811	35.691	46.296	37.824	207.8	21:54.792	
12	1:58.729	35.111	45.600	38.018	215.1	23:53.521	

35 Joshua BAUER		SCHOOL TEAM ESTRELLA GALICIA 0,(		GER		BEON	
1	2:06.272	40.608	46.661	39.003	196.2	2:06.272	
2	2:00.237	35.694	45.910	38.633	211.8	4:06.509	
3	2:00.719	35.872	46.064	38.783	209.8	6:07.228	
4	2:00.042	35.590	46.120	38.332	208.2	8:07.270	
5	2:00.291	35.874	46.132	38.285	209.8	10:07.561	
6	2:00.211	35.946	45.945	38.320	209.8	12:07.772	
7	1:59.751	35.507	46.023	38.221	209.8	14:07.523	
8	2:01.043	36.162	46.227	38.654	211.8	16:08.566	



# PREMOTO3

## RFME CEV CIRCUIT BARCELONA-CATALUNYA

### RACE 1

Vuelta a vuelta

Mejor Personal Mejor de la sesión B Cruzando la línea de meta por el pit lane.

Vlt.	Tiempo	Sector 1	Sector 2	Sector 3	Km/h	T. Sesión
9	2:01.103	36.134	46.506	38.463	209.8	18:09.669
10	2:01.142	36.069	46.280	38.793	208.2	20:10.811
11	2:01.316	36.311	46.500	38.505	207.8	22:12.127
12	2:01.049	36.062	46.494	38.493	207.0	24:13.176

**46** David SALVADOR GOMEZ ESP  
CUNA DE CAMPEONES MIR RACING

1	2:03.147	39.038	45.930	38.179	185.8	2:03.147
2	1:59.154	35.740	45.671	37.743	204.7	4:02.301
3	1:59.138	35.721	45.524	37.893	211.4	6:01.439
4	1:58.999	35.996	<b>45.288</b>	37.715	205.0	8:00.438
5	1:59.425	35.898	45.708	37.819	209.0	9:59.863
6	1:58.794	35.611	45.558	37.625	206.6	11:58.657
7	<b>1:58.739</b>	<b>35.345</b>	45.459	37.935	208.6	13:57.396
8	1:59.275	35.784	45.361	38.130	207.0	15:56.671
9	1:59.421	35.681	45.743	37.997	203.9	17:56.092
10	1:59.152	35.597	45.335	38.220	211.0	19:55.244
11	1:58.744	35.615	45.558	<b>37.571</b>	214.3	21:53.988
12	1:59.615	35.606	45.752	38.257	210.2	23:53.603

**50** Ondrej VOSTATEK CZE  
ETG RACING BEON

1	2:08.503	42.169	47.328	39.006	186.8	2:08.503
2	2:03.392	36.618	46.892	39.882	203.1	4:11.895
3	2:03.241	36.545	47.208	39.488	204.7	6:15.136
4	2:03.150	36.756	47.008	39.386	200.5	8:18.286
5	2:03.256	36.920	46.805	39.531	198.7	10:21.542
6	2:03.012	36.469	47.158	39.385	203.5	12:24.554
7	2:03.292	37.017	47.109	39.166	200.1	14:27.846
8	<b>2:02.295</b>	36.742	46.690	<b>38.863</b>	200.9	16:30.141
9	2:02.392	<b>36.269</b>	46.701	39.422	202.8	18:32.533
10	2:02.744	36.907	46.796	39.041	198.0	20:35.277
11	2:03.404	36.735	46.820	39.849	200.5	22:38.681
12	2:02.810	36.829	<b>46.547</b>	39.434	198.7	24:41.491

**51** Tristan WALCH AUT  
ALARXA RACING TEAM

1	2:19.053	44.814	50.615	43.624	188.4	2:19.053
2	2:10.628	<b>38.923</b>	49.933	41.772	195.8	4:29.681
3	<b>2:10.340</b>	38.925	49.934	<b>41.481</b>	191.0	6:40.021
4	2:10.791	39.309	49.798	41.684	189.4	8:50.812
5	2:10.674	39.042	49.962	41.670	188.7	11:01.486
6	2:10.842	39.152	<b>49.685</b>	42.005	188.1	13:12.328
7	2:11.108	39.255	50.143	41.710	188.1	15:23.436
8	2:11.444	39.319	50.223	41.902	188.4	17:34.880
9	2:12.171	39.391	50.452	42.328	186.5	19:47.051
10	2:12.158	39.538	50.689	41.931	185.2	21:59.209
11	2:12.582	39.340	50.819	42.423	186.5	24:11.791

**53** Brian HART GBR  
JEREZ ANDALUCIA MOTOR TALENT RC SPORT

1	2:05.172	40.132	46.390	38.650	190.4	2:05.172
2	1:59.893	35.783	<b>45.778</b>	38.332	209.4	4:05.065
3	<b>1:59.697</b>	<b>35.734</b>	45.926	38.037	209.4	6:04.762
4	2:00.228	35.906	46.196	38.126	205.8	8:04.990
5	2:01.014	36.188	46.534	38.292	203.9	10:06.004

6	2:00.738	36.324	46.408	<b>38.006</b>	202.4	12:06.742
7	2:00.302	36.043	46.225	38.034	202.8	14:07.044
8	2:01.590	36.799	46.190	38.601	201.6	16:08.634
9	2:01.387	36.105	46.835	38.447	210.6	18:10.021
10	2:01.044	36.009	46.390	38.645	209.0	20:11.065
11	2:01.224	36.299	46.446	38.479	212.2	22:12.289
12	2:01.010	36.145	46.306	38.559	209.4	24:13.299

**57** Kenny KOSKINEN FIN  
H43 TEAM NOBBY BEON

1	2:08.483	41.955	47.407	39.121	188.4	2:08.483
2	2:03.356	36.527	47.306	39.523	212.6	4:11.839
3	2:03.464	36.712	47.293	39.459	208.2	6:15.303
4	2:03.317	36.387	47.412	39.518	211.0	8:18.620
5	2:02.842	36.442	46.850	39.550	207.8	10:21.462
6	2:02.999	36.417	47.154	39.428	213.0	12:24.461
7	2:03.337	36.937	47.155	39.245	209.0	14:27.798
8	2:02.860	36.725	47.035	39.100	205.8	16:30.658
9	<b>2:02.204</b>	36.440	46.554	39.210	208.2	18:32.862
10	2:02.212	<b>36.266</b>	46.899	<b>39.047</b>	207.4	20:35.074
11	2:03.579	36.769	46.864	39.946	204.3	22:38.653
12	2:02.766	36.805	<b>46.383</b>	39.578	204.3	24:41.419

**58** Iñigo IGLESIAS BRAVO ESP  
IMC TEAM

1	2:08.343	41.720	47.018	39.605	189.0	2:08.343
2	2:03.002	36.542	46.948	39.512	208.6	4:11.345
3	2:03.332	37.027	47.064	39.241	200.9	6:14.677
4	2:03.999	37.103	47.409	39.487	203.5	8:18.676
5	2:02.503	<b>36.491</b>	46.700	39.312	204.7	10:21.179
6	2:03.320	36.683	46.944	39.693	208.6	12:24.499
7	2:03.154	36.976	46.914	39.264	207.8	14:27.653
8	<b>2:02.461</b>	36.683	46.947	<b>38.831</b>	208.2	16:30.114
9	2:02.578	36.669	<b>46.571</b>	39.338	204.3	18:32.692
10	2:02.508	36.618	46.788	39.102	202.0	20:35.200

**66** Adrian HUERTAS DEL OLMO ESP  
CUNA DE CAMPEONES MIR RACING

1	2:02.584	38.802	45.869	37.913	187.1	2:02.584
2	1:59.379	35.883	45.561	37.935	206.6	4:01.963
3	1:59.291	35.858	45.472	37.961	206.2	6:01.254
4	1:59.082	35.963	45.310	37.809	205.0	8:00.336
5	1:59.318	35.778	45.618	37.922	207.8	9:59.654
6	<b>1:58.794</b>	35.736	45.433	37.625	211.8	11:58.448
7	1:59.001	35.629	45.431	37.941	207.8	13:57.449
8	1:59.123	35.619	<b>45.259</b>	38.245	207.8	15:56.572
9	1:59.421	35.614	45.638	38.169	211.4	17:55.993
10	1:59.043	<b>35.561</b>	45.417	38.065	210.2	19:55.036
11	1:58.806	35.584	45.608	<b>37.614</b>	207.8	21:53.842
12	1:59.617	35.750	45.627	38.240	207.8	23:53.459

**74** Piotr BIESIEKIRSKI POL  
EUVIC MOTOTEK MORIWAKI

1	2:11.737	43.297	48.255	40.185	183.0	2:11.737
2	<b>2:03.700</b>	<b>36.985</b>	47.580	<b>39.135</b>	205.4	4:15.437
3	2:04.106	37.074	<b>47.391</b>	39.641	208.2	6:19.543



# PREMOTO3

## RFME CEV CIRCUIT BARCELONA-CATALUNYA

### RACE 1

Vuelta a vuelta

Mejor Personal Mejor de la sesión B Cruzando la línea de meta por el pit lane.

Vlt.	Tiempo	Sector 1	Sector 2	Sector 3	Km/h	T. Sesión
4	2:04.013	37.185	47.435	39.393	207.8	8:23.556
5	2:04.088	37.251	47.672	39.165	199.4	10:27.644
6	2:04.463	37.236	47.798	39.429	202.0	12:32.107
7	2:04.534	37.364	47.643	39.527	199.8	14:36.641
8	2:05.054	37.540	47.828	39.686	198.3	16:41.695
9	2:05.126	38.068	47.745	39.313	198.0	18:46.821
10	2:04.878	37.650	47.777	39.451	196.2	20:51.699
11	2:04.434	37.521	47.492	39.421	198.0	22:56.133
12	2:17.395	37.251	47.651	52.493	200.5	25:13.528

76 Julian GIRAL ROMERO		ESP				
SCHOOL TEAM ESTRELLA GALICIA 0,(		BEON				
1	2:03.793	39.499	46.103	38.191	190.7	2:03.793
2	2:00.040	35.775	46.029	38.236	211.0	4:03.833
3	1:59.878	35.666	45.817	38.395	211.8	6:03.711
4	1:59.780	35.841	45.600	38.339	210.6	8:03.491
5	1:59.674	35.658	45.728	38.288	210.2	10:03.165
6	2:00.075	35.585	46.309	38.181	209.4	12:03.240
7	2:00.261	36.132	45.965	38.164	208.2	14:03.501
8	2:00.663	35.907	46.092	38.664	208.2	16:04.164
9	2:01.126	36.153	46.107	38.866	207.4	18:05.290
10	2:00.041	35.787	45.657	38.597	207.8	20:05.331
11	2:00.664	35.992	46.089	38.583	209.4	22:05.995
12	2:00.219	35.705	45.985	38.529	208.6	24:06.214

82 Bryan AGUILAR NAVARRO		ESP				
NEW PROJECT		MIR RACING				
1	2:08.282	41.502	46.977	39.803	198.3	2:08.282
2	2:03.481	36.461	47.008	40.012	209.8	4:11.763
3	2:03.317	36.512	47.121	39.684	209.4	6:15.080
4	2:03.192	36.503	47.027	39.662	211.0	8:18.272
5	2:02.829	36.579	46.841	39.409	206.6	10:21.101
6	2:03.276	36.688	46.918	39.670	207.8	12:24.377
7	2:03.198	36.881	47.068	39.249	207.0	14:27.575
8	2:03.982	36.604	47.659	39.719	207.0	16:31.557
9	2:02.008	36.148	46.420	39.440	212.6	18:33.565
10	2:02.892	36.363	46.647	39.882	214.3	20:36.457
11	2:02.411	36.151	46.530	39.730	209.4	22:38.868
12	2:02.478	36.379	46.507	39.592	207.8	24:41.346

93 Tom BERÇOT		FRA				
BLUMAQ HMA RACING		BEON				
1	2:11.304	42.946	48.067	40.291	196.2	2:11.304
2	2:03.951	36.632	47.413	39.906	212.6	4:15.255
3	2:03.520	36.886	47.380	39.254	208.2	6:18.775
4	2:04.294	37.135	47.347	39.812	207.8	8:23.069
5	2:02.801	36.857	46.678	39.266	202.4	10:25.870
6	2:02.616	36.794	46.767	39.055	205.0	12:28.486
7	2:02.899	36.678	46.722	39.499	204.3	14:31.385
8	2:03.221	36.726	47.114	39.381	206.6	16:34.606
9	2:02.359	36.623	46.641	39.095	205.0	18:36.965
10	2:02.972	36.667	47.072	39.233	205.4	20:39.937
11	2:03.473	36.915	46.777	39.781	204.3	22:43.410
12	2:03.917	36.979	46.948	39.990	202.8	24:47.327

96 Daniel HOLGADO MIRALLES		ESP				
SCHOOL TEAM ESTRELLA GALICIA 0,(		BEON				
1	2:04.879	40.135	46.121	38.623	191.7	2:04.879
2	1:59.990	35.854	45.496	38.640	211.8	4:04.869
3	1:59.021	35.509	45.411	38.101	212.6	6:03.890
4	1:59.185	35.482	45.578	38.125	218.2	8:03.075
5	1:59.887	35.963	45.756	38.168	209.0	10:02.962
6	2:00.284	36.186	45.998	38.100	207.0	12:03.246
7	2:00.213	35.988	46.012	38.213	207.4	14:03.459
8	2:00.690	36.090	45.958	38.642	208.6	16:04.149
9	2:00.459	36.087	45.945	38.427	210.2	18:04.608
10	2:00.519	36.314	45.721	38.484	206.6	20:05.127
11	2:00.712	36.193	46.003	38.516	205.8	22:05.839
12	2:00.322	36.008	45.875	38.439	208.2	24:06.161

99 Carlos TATAY VILA		ESP				
MRW-ASPAR TEAM		BEON				
1	2:03.920	39.967	46.117	37.836	185.5	2:03.920
2	1:59.511	35.682	45.698	38.131	216.4	4:03.431
3	1:59.337	35.853	45.699	37.785	211.0	6:02.768
4	1:58.871	35.743	45.528	37.600	207.0	8:01.639
5	1:59.259	35.842	45.519	37.898	204.3	10:00.898
6	1:58.763	35.544	45.618	37.601	211.0	11:59.661
7	1:59.264	35.736	45.672	37.856	206.6	13:58.925
8	1:58.825	35.865	45.464	37.496	202.4	15:57.750
9	1:58.475	35.702	45.447	37.326	207.4	17:56.225
10	1:59.328	35.725	45.329	38.274	208.2	19:55.553
11	1:58.956	35.540	45.753	37.663	209.4	21:54.509