

Superstock/Open600

RFME CEV

Warm UP

Clasificación

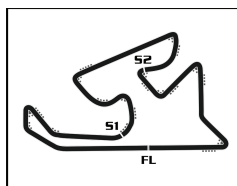
Nº	Piloto	Nac	Equipo	Moto	Neumaticos	Neumaticos	Tiempo	Vlt.	Total	Dif.	Dif.	Km/h
1	34 Xavier PINSACH CABAÑAS	ESP	ETG RACING	KAWASAKI	PIRELLI	Stck	1:45.629	6	6	-	-	134.0
2	76 Diego PEREZ ZUASTI	ESP	MDR COMPETICION	YAMAHA		Open	1:46.324	3	5	+0.695	+0.695	133.2
3	74 Ferran CASAS PENDON	ESP	TEAM TORRENTÓ	YAMAHA	DUNLOP	Stck	1:46.417	6	6	+0.788	+0.093	133.1
4	71 Miquel PONS PAYERAS	ESP	TEAM NOBBY H43	KAWASAKI		Stck	1:46.940	5	5	+1.311	+0.523	132.4
5	23 Loic ARBEL	FRA	TEAM MRS	YAMAHA	PIRELLI	Stck	1:47.554	3	6	+1.925	+0.614	131.6
6	82 Elena ROSELL ARAGON	ESP	KAWASAKI PALMETO PL RACING TEAM	KAWASAKI	MICHELIN	Stck	1:47.660	5	5	+2.031	+0.106	131.5
7	89 Christian PALOMARES VILAR	ESP	AUTOS ARROYO PASTRANA RACING	YAMAHA	DUNLOP	Stck	1:47.670	4	5	+2.041	+0.010	131.5
8	51 Javier ORELLANA MALLOY	ESP	TACK BASOLI	KAWASAKI	MICHELIN	Stck	1:47.671	5	5	+2.042	+0.001	131.5
9	37 Augusto FERNANDEZ GUERRA	ESP	CNS MOTORSPORT	YAMAHA	DUNLOP	Stck	1:47.731	5	5	+2.102	+0.060	131.4
10	91 Aleix AULESTIA DALMASES	ESP	TEAM TORRENTÓ	YAMAHA	DUNLOP	Stck	1:47.926	5	5	+2.297	+0.195	131.2
11	81 Pau TORTOSA NAVALON	ESP	FAU55RACING	YAMAHA	MICHELIN	Stck	1:48.012	6	6	+2.383	+0.086	131.1
12	39 Borja QUERO MARTINEZ	ESP	SAG TEAM - M.A.MOTOSPORT	YAMAHA	MICHELIN	Stck	1:48.129	5	5	+2.500	+0.117	130.9
13	12 Rogelio LORENTE CALLE	ESP	TST RACING	HONDA	PIRELLI	Open	1:48.184	5	5	+2.555	+0.055	130.9
14	72 Chris LEESCH	LUX	TEAM MRS	YAMAHA		Stck	1:48.314	5	5	+2.685	+0.130	130.7
15	14 Didac LOPEZ MOLINA	ESP	AUTOS ARROYO PASTRANA RACING	YAMAHA	DUNLOP	Stck	1:49.118	5	5	+3.489	+0.804	129.8
16	43 Jorge ARROYO CARO	ESP	AUTOS ARROYO PASTRANA RACING	YAMAHA	DUNLOP	Open	1:49.291	4	5	+3.662	+0.173	129.6
17	19 Paul DUFOUR	FRA	JEG RACING	YAMAHA	PIRELLI	Stck	1:50.046	5	5	+4.417	+0.755	128.7
18	62 Francisco J. HIDALGO ALVAREZ	ESP	HIDALVA TEAM	KAWASAKI	MICHELIN	Stck	1:50.078	5	5	+4.449	+0.032	128.6
19	85 Pedro Nuno ROMERO	POR	TEAM TARGET / FMP / UNIXIRA	YAMAHA	PIRELLI	Stck	1:50.455	3	3	+4.826	+0.377	128.2
20	79 Aitor GARCIA CARRERO	ESP	DOSANMOTOR PRORACING	YAMAHA	MICHELIN	Stck	1:50.466	5	5	+4.837	+0.011	128.2
21	67 Roman FISCHER	SUI	PINAMOTO RS	KAWASAKI	PIRELLI	Stck	1:51.210	5	5	+5.581	+0.744	127.3
22	63 Andoitz BONILLA PORRAS	ESP	DMT	YAMAHA	MICHELIN	Stck	1:51.445	5	5	+5.816	+0.235	127.0
23	44 Daniel TORREÑO CARRASCO	ESP	TARGO BANK-PPRT SPEED MOTOS	HONDA	DUNLOP	Open	1:51.499	5	5	+5.870	+0.054	127.0
24	27 Juan Antonio BELLVER GARCIA	ESP	BORJA SPORT TEAM	KAWASAKI	MICHELIN	Stck	1:51.500	2	2	+5.871	+0.001	127.0
25	45 Christoph BEINLICH	GER	BEINLICH RACING TEAM	HONDA	PIRELLI	Stck	1:51.606	5	5	+5.977	+0.106	126.9
26	16 Oier CASCANTE CORRILLERO	ESP	AMRCOMPETICION	KAWASAKI	PIRELLI	Stck	1:51.766	5	5	+6.137	+0.160	126.7
27	46 Francisca RUIZ VIDAL	ESP	CHAMPI WOMEN RACING TEAM	YAMAHA	BRIGSTONE	Open	1:52.149	5	5	+6.520	+0.383	126.2
28	64 Amaury JAKAB	BEL	JEG RACING	YAMAHA	PIRELLI	Stck	1:52.930	5	5	+7.301	+0.781	125.4
29	65 Carlos GARCIA BENITO	ESP	TEAM ITV OCAÑA PIT-LINE	YAMAHA	DUNLOP	Open	1:53.684	5	5	+8.055	+0.754	124.5
30	80 Felix PERIANE JIMENEZ	ESP	PROJECT RACING	HONDA	PIRELLI	Open	1:53.822	3	3	+8.193	+0.138	124.4
31	13 Cristobal TEJERO GARCIA	ESP		YAMAHA	MICHELIN	Open	1:54.119	3	3	+8.490	+0.297	124.1
32	95 Miguel GARCIA GUTIERREZ	ESP	JGC TEAM	YAMAHA		Open	1:54.481	4	4	+8.852	+0.362	123.7
33	53 Raul NAVARRO ESCUDERO	ESP	D.C.R RACING SERVICE	YAMAHA	DUNLOP	Open						
34	57 Sergio D. PASTRANA RECAMALES	ESP	AUTOS ARROYO PASTRANA RACING	YAMAHA	DUNLOP	Stck			1			
35	94 Corantin PEROLARI	FRA	MRS	YAMAHA	PIRELLI	Open						
36	98 Alan MÁLO GONZALEZ	ESP				Stck						

Vuelta Rápida	Vlt. 6	Xavier PINSACH CABAÑAS	1:45.629	134.0 Kph
----------------------	--------	------------------------	----------	-----------

Hora de publicación:

Estado de la pista: **SECO**

Director de carrera:	Cronometrador:
----------------------	----------------



Superstock/Open600

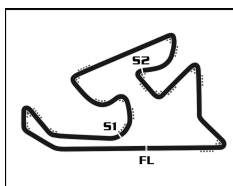
RFME CEV

Warm UP

CIRCUITO DE NAVARRA 3.933 m

Mejores tiempos de sector

SECTOR 1			SECTOR 2			SECTOR 3			Pos	Piloto	Vuelta Ideal	Mejor Vuelta
Pos	Piloto	Tiempo	Piloto	Tiempo	Piloto	Tiempo	Pos	Piloto				
1	76 D. PEREZ ZUASTI	28.561	34 X.PINSACH CABAÑAS	38.033	34 X.PINSACH CABAÑAS	38.979	1	34 X.PINSACH CABAÑAS	1:45.629	1:45.629	(1)	
2	34 X.PINSACH CABAÑAS	28.617	89 C.PALOMARES VILAR	38.231	74 F.CASAS PENDON	39.261	2	76 D. PEREZ ZUASTI	1:46.281	1:46.324	(2)	
3	71 M.PONS PAYERAS	28.729	71 M.PONS PAYERAS	38.299	76 D. PEREZ ZUASTI	39.390	3	74 F.CASAS PENDON	1:46.417	1:46.417	(3)	
4	51 J.ORELLANA MALLOY	28.754	76 D. PEREZ ZUASTI	38.330	81 P.TORTOSA NAVALON	39.756	4	89 C.PALOMARES VILAR	1:46.885	1:47.670	(7)	
5	89 C.PALOMARES VILAR	28.768	74 F.CASAS PENDON	38.358	12 R.LORENTE CALLE	39.798	5	71 M.PONS PAYERAS	1:46.940	1:46.940	(4)	
6	74 F.CASAS PENDON	28.798	37 A.FERNANDEZ GUERRA	38.736	23 L.ARBEL	39.799	6	23 L.ARBEL	1:47.406	1:47.554	(5)	
7	82 E.ROSELL ARAGON	28.799	23 L.ARBEL	38.757	37 A.FERNANDEZ GUERRA	39.818	7	82 E.ROSELL ARAGON	1:47.660	1:47.660	(6)	
8	23 L.ARBEL	28.850	51 J.ORELLANA MALLOY	38.814	82 E.ROSELL ARAGON	39.862	8	51 J.ORELLANA MALLOY	1:47.671	1:47.671	(8)	
9	91 A.AULESTIA DALMASES	28.908	39 B.QUERO MARTINEZ	38.853	89 C.PALOMARES VILAR	39.886	9	37 A.FERNANDEZ GUERRA	1:47.731	1:47.731	(9)	
10	39 B.QUERO MARTINEZ	29.032	72 C.LEESCH	38.854	71 M.PONS PAYERAS	39.912	10	91 A.AULESTIA DALMASES	1:47.926	1:47.926	(10)	
11	81 P.TORTOSA NAVALON	29.109	91 A.AULESTIA DALMASES	38.919	39 B.QUERO MARTINEZ	40.097	11	81 P.TORTOSA NAVALON	1:47.936	1:48.012	(11)	
12	43 J.ARRROYO CARO	29.132	82 E.ROSELL ARAGON	38.999	91 A.AULESTIA DALMASES	40.099	12	39 B.QUERO MARTINEZ	1:47.982	1:48.129	(12)	
13	37 A.FERNANDEZ GUERRA	29.177	12 R.LORENTE CALLE	39.043	51 J.ORELLANA MALLOY	40.103	13	12 R.LORENTE CALLE	1:48.184	1:48.184	(13)	
14	14 D.LOPEZ MOLINA	29.191	81 P.TORTOSA NAVALON	39.071	72 C.LEESCH	40.166	14	72 C.LEESCH	1:48.314	1:48.314	(14)	
15	72 C.LEESCH	29.294	19 P.DUFOUR	39.341	43 J.ARRROYO CARO	40.368	15	43 J.ARRROYO CARO	1:49.032	1:49.291	(16)	
16	62 F.HIDALGO ALVAREZ	29.310	14 D.LOPEZ MOLINA	39.523	14 D.LOPEZ MOLINA	40.404	16	14 D.LOPEZ MOLINA	1:49.118	1:49.118	(15)	
17	12 R.LORENTE CALLE	29.343	43 J.ARRROYO CARO	39.532	79 A.GARCIA CARRERO	40.643	17	62 F.HIDALGO ALVAREZ	1:49.966	1:50.078	(18)	
18	19 P.DUFOUR	29.522	62 F.HIDALGO ALVAREZ	39.754	85 P.ROMERO	40.713	18	19 P.DUFOUR	1:50.046	1:50.046	(17)	
19	67 R.FISCHER	29.802	85 P.ROMERO	39.846	44 D.TORREÑO CARRASCO	40.843	19	85 P.ROMERO	1:50.455	1:50.455	(19)	
20	27 J.BELLVER GARCIA	29.828	79 A.GARCIA CARRERO	39.901	62 F.HIDALGO ALVAREZ	40.902	20	79 A.GARCIA CARRERO	1:50.466	1:50.466	(20)	
21	85 P.ROMERO	29.896	27 J.BELLVER GARCIA	40.051	16 O.CASCANTE CORRILLERO	41.011	21	27 J.BELLVER GARCIA	1:50.927	1:51.500	(24)	
22	79 A.GARCIA CARRERO	29.922	16 O.CASCANTE CORRILLERO	40.059	63 A.BONILLA PORRAS	41.012	22	67 R.FISCHER	1:51.090	1:51.210	(21)	
23	16 O.CASCANTE CORRILLERO	30.050	44 D.TORREÑO CARRASCO	40.209	27 J.BELLVER GARCIA	41.048	23	16 O.CASCANTE CORRILLERO	1:51.120	1:51.766	(26)	
24	45 C.BEINLICH	30.113	67 R.FISCHER	40.240	67 R.FISCHER	41.048	24	44 D.TORREÑO CARRASCO	1:51.238	1:51.499	(23)	
25	63 A.BONILLA PORRAS	30.133	63 A.BONILLA PORRAS	40.293	45 C.BEINLICH	41.163	25	63 A.BONILLA PORRAS	1:51.438	1:51.445	(22)	
26	13 C.TEJERO GARCIA	30.137	45 C.BEINLICH	40.330	19 P.DUFOUR	41.183	26	45 C.BEINLICH	1:51.606	1:51.606	(25)	
27	44 D.TORREÑO CARRASCO	30.186	46 F.RUIZ VIDAL	40.379	46 F.RUIZ VIDAL	41.297	27	46 F.RUIZ VIDAL	1:52.149	1:52.149	(27)	
28	64 A.JAKAB	30.302	65 C.GARCIA BENITO	41.003	64 A.JAKAB	41.332	28	64 A.JAKAB	1:52.930	1:52.930	(28)	
29	80 F.PERIANE JIMENEZ	30.419	64 A.JAKAB	41.296	65 C.GARCIA BENITO	41.688	29	13 C.TEJERO GARCIA	1:53.325	1:54.119	(31)	
30	46 F.RUIZ VIDAL	30.473	95 M.GARCIA GUTIERREZ	41.337	13 C.TEJERO GARCIA	41.759	30	65 C.GARCIA BENITO	1:53.684	1:53.684	(29)	
31	65 C.GARCIA BENITO	30.993	13 C.TEJERO GARCIA	41.429	80 F.PERIANE JIMENEZ	41.766	31	80 F.PERIANE JIMENEZ	1:53.822	1:53.822	(30)	
32	95 M.GARCIA GUTIERREZ	31.140	80 F.PERIANE JIMENEZ	41.637	95 M.GARCIA GUTIERREZ	42.004	32	95 M.GARCIA GUTIERREZ	1:54.481	1:54.481	(32)	
33	57 S.PASTRANA RECAMALES	32.168	57 S.PASTRANA RECAMALES	43.078	57 S.PASTRANA RECAMALES	43.810	33	57 S.PASTRANA RECAMALES	1:59.056			



CIRCUITO DE NAVARRA 3.933 m.

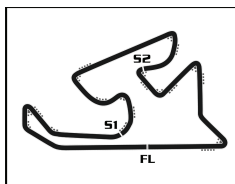
Superstock/Open600

RFME CEV

Después de Warm UP

Velocidad máxima del evento

Piloto	Equipo	Moto		V. Max	Vlt.	Sesión
19 Paul DUFOUR	JEG RACING	YAMAHA	Stick	248.8	5	Warm UP
82 Elena ROSELL ARAGON	KAWASAKI PALMETO PL RACING TEAM	KAWASAKI	Stick	248.8	5	Warm UP
51 Javier ORELLANA MALLOY	TACK BASOLI	KAWASAKI	Stick	247.7	5	Warm UP
23 Loic ARBEL	TEAM MRS	YAMAHA	Stick	246.6	4	Warm UP
27 Juan Antonio BELLVER GARCIA	BORJA SPORT TEAM	KAWASAKI	Stick	246.6	3	Warm UP
64 Amaury JAKAB	JEG RACING	YAMAHA	Stick	246.0	4	Warm UP
81 Pau TORTOSA NAVALON	FAU55RACING	YAMAHA	Stick	246.0	6	Warm UP
76 Diego PEREZ ZUASTI	MDR COMPETICION	YAMAHA	Open	245.5	5	Warm UP
85 Pedro Nuno ROMERO	TEAM TARGET / FMP / UNIXIRA	YAMAHA	Stick	245.5	12	Entrenamiento Cronometrado
14 Didac LOPEZ MOLINA	AUTOS ARROYO PASTRANA RACING	YAMAHA	Stick	244.9	5	Warm UP
37 Augusto FERNANDEZ GUERRA	CNS MOTORSPORT	YAMAHA	Stick	244.9	3	Warm UP
34 Xavier PINSACH CABAÑAS	ETG RACING	KAWASAKI	Stick	244.3	5	Warm UP
72 Chris LEESCH	TEAM MRS	YAMAHA	Stick	244.3	3	Warm UP
91 Aleix AULESTIA DALMASES	TEAM TORRENTÓ	YAMAHA	Stick	244.3	4	Warm UP
74 Ferran CASAS PENDON	TEAM TORRENTÓ	YAMAHA	Stick	243.8	3	Warm UP
79 Aitor GARCIA CARRERO	DOSANMOTOR PRORACING	YAMAHA	Stick	243.8	5	Warm UP
39 Borja QUERO MARTINEZ	SAG TEAM - M.A.MOTOSPORT	YAMAHA	Stick	243.2	4	Warm UP
43 Jorge ARROYO CARO	AUTOS ARROYO PASTRANA RACING	YAMAHA	Open	243.2	4	Warm UP
62 Francisco J. HIDALGO ALVAREZ	HIDALVA TEAM	KAWASAKI	Stick	243.2	13	Entrenamiento Cronometrado
89 Christian PALOMARES VILAR	AUTOS ARROYO PASTRANA RACING	YAMAHA	Stick	243.2	3	Entrenamiento Cronometrado
71 Miquel PONS PAYERAS	TEAM NOBBY H43	KAWASAKI	Stick	242.7	2	Warm UP
67 Roman FISCHER	PINAMOTO RS	KAWASAKI	Stick	241.1	5	Warm UP
13 Cristobal TEJERO GARCIA		YAMAHA	Open	240.5	10	Entrenamiento Cronometrado
65 Carlos GARCIA BENITO	TEAM ITV OCAÑA PIT-LINE	YAMAHA	Open	240.5	5	Warm UP
16 Oier CASCANTE CORRILLERO	AMRCOMPETICION	KAWASAKI	Stick	239.5	11	Entrenamiento Cronometrado
45 Christoph BEINLICH	BEINLICH RACING TEAM	HONDA	Stick	237.4	3	Entrenamiento Cronometrado
12 Rogelio LORENTE CALLE	TST RACING	HONDA	Open	236.8	4	Warm UP
80 Felix PERJANE JIMENEZ	PROJECT RACING	HONDA	Open	236.3	2	Warm UP
95 Miguel GARCIA GUTIERREZ	JGC TEAM	YAMAHA	Open	235.8	14	Entrenamiento Cronometrado
44 Daniel TORREÑO CARRASCO	TARGO BANK-PPRT SPEED MOTOS	HONDA	Open	235.3	4	Warm UP
63 Andoitz BONILLA PORRAS	DMT	YAMAHA	Stick	233.8	4	Warm UP
46 Francisca RUIZ VIDAL	CHAMPI WOMEN RACING TEAM	YAMAHA	Open	226.4	5	Warm UP
57 Sergio D. PASTRANA RECAMALES	AUTOS ARROYO PASTRANA RACING	YAMAHA	Stick	220.0	4	Entrenamiento Cronometrado
94 Corantin PEROLARI	MRS	YAMAHA	Open	203.8	4	Entrenamiento Cronometrado
53 Raul NAVARRO ESCUDERO	D.C.R RACING SERVICE	YAMAHA	Open	197.1	9	Entrenamiento Cronometrado



Superstock/Open600


RFME CEV

Warm UP

CIRCUITO DE NAVARRA 3.933 m.

Secuencia de vueltas rápidas

Tiempo de sesión	Piloto	Equipo	Moto	Neumaticos	Tiempo	km/h	Vlt.
4:17.186	81 Pau TORTOSA NAVALON	FAU55RACING	YAMAHA	MICHELIN Stck	1:50.500	128.1	2
4:18.847	23 Loic ARBEL	TEAM MRS	YAMAHA	PIRELLI Stck	1:49.042	129.8	2
4:29.872	34 Xavier PINSACH CABAÑAS	ETG RACING	KAWASAKI	PIRELLI Stck	1:47.782	131.4	2
6:06.401	23 Loic ARBEL	TEAM MRS	YAMAHA	PIRELLI Stck	1:47.554	131.6	3
6:16.449	34 Xavier PINSACH CABAÑAS	ETG RACING	KAWASAKI	PIRELLI Stck	1:46.577	132.9	3
6:53.928	76 Diego PEREZ ZUASTI	MDR COMPETICION	YAMAHA	Ope	1:46.324	133.2	3
8:02.498	34 Xavier PINSACH CABAÑAS	ETG RACING	KAWASAKI	PIRELLI Stck	1:46.049	133.5	4
11:34.411	34 Xavier PINSACH CABAÑAS	ETG RACING	KAWASAKI	PIRELLI Stck	1:45.629	134.0	6



Superstock/Open600


RFME CEV

Warm UP

Vuelta a vuelta

Mejor Personal Mejor de la sesión B Cruzando la línea de meta por el pit lane.

Vlt.	Tiempo	Sector 1	Sector 2	Sector 3	Km/h	T. Sesión	Vlt.	Tiempo	Sector 1	Sector 2	Sector 3	Km/h	T. Sesión		
12	Rogelio LORENTE CALLE	ESP						34	Xavier PINSACH CABAÑAS	ESP					
	TST RACING	HONDA							ETG RACING	KAWASAKI					
1	2:00.893	37.926	41.605	41.362	117.1	3:51.979	1	1:58.384	36.616	40.377	41.391	119.6	2:42.090		
2	1:50.945	30.481	39.905	40.559	127.6	5:42.924	2	1:47.782	29.437	38.681	39.664	131.4	4:29.872		
3	1:49.930	30.007	39.329	40.594	128.8	7:32.854	3	1:46.577	28.735	38.431	39.411	132.9	6:16.449		
4	1:48.649	29.491	39.110	40.048	130.3	9:21.503	4	1:46.049	28.618	38.160	39.271	133.5	8:02.498		
5	1:48.184	29.343	39.043	39.798	130.9	11:09.687	5	1:46.284	28.651	38.258	39.375	133.2	9:48.782		
							6	1:45.629	28.617	38.033	38.979	134.0	11:34.411		
13	Cristobal TEJERO GARCIA	ESP						37	Augusto FERNANDEZ GUERRA	ESP					
	YAMAHA	YAMAHA							CNS MOTORSPORT	YAMAHA					
1	2:11.006	40.948	45.470	44.588	108.1	3:09.561	1	2:00.614	37.909	41.346	41.359	117.4	3:21.195		
2	1:58.731	32.526	43.071	43.134	119.3	5:08.292	2	1:49.239	29.515	39.514	40.210	129.6	5:10.434		
3	1:54.119	30.931	41.429	41.759	124.1	7:02.411	3	1:48.657	29.679	39.068	39.910	130.3	6:59.091		
14	Didac LOPEZ MOLINA	ESP						39	Borja QUERO MARTINEZ	ESP					
	AUTOS ARROYO PASTRANA RACING	YAMAHA							SAG TEAM - M.A.MOTOSPORT	YAMAHA					
1	2:06.637	38.826	44.416	43.395	111.8	3:07.585	1	2:01.115	38.823	40.991	41.301	116.9	2:57.705		
2	1:52.700	30.319	40.796	41.585	125.6	5:00.285	2	1:50.045	29.899	39.355	40.791	128.7	4:47.750		
3	1:52.125	29.824	41.042	41.259	126.3	6:52.410	3	1:48.894	29.278	39.242	40.374	130.0	6:36.644		
4	1:52.028	29.780	40.780	41.468	126.4	8:44.438	4	1:48.346	29.102	38.853	40.391	130.7	8:24.990		
5	1:49.118	29.191	39.523	40.404	129.8	10:33.556	5	1:48.129	29.032	39.000	40.097	130.9	10:13.119		
16	Oier CASCANTE CORRILLERO	ESP						43	Jorge ARROYO CARO	ESP					
	AMRCOMPETICION	KAWASAKI							AUTOS ARROYO PASTRANA RACING	YAMAHA					
1	2:05.776	40.409	43.088	42.279	112.6	3:03.871	1	2:05.478	40.954	42.341	42.183	112.8	3:47.295		
2	1:53.390	30.687	41.016	41.687	124.9	4:57.261	2	1:51.520	30.296	40.420	40.804	127.0	5:38.815		
3	1:51.928	30.069	40.271	41.588	126.5	6:49.189	3	1:49.651	29.410	39.581	40.660	129.1	7:28.466		
4	1:51.834	30.050	40.059	41.725	126.6	8:41.023	4	1:49.291	29.391	39.532	40.368	129.6	9:17.757		
5	1:51.766	30.645	40.110	41.011	126.7	10:32.789	5	1:49.447	29.132	39.695	40.620	129.4	11:07.204		
19	Paul DUFOUR	FRA						44	Daniel TORREÑO CARRASCO	ESP					
	JEG RACING	YAMAHA							TARGO BANK-PPRT SPEED MOTOS	HONDA					
1	2:09.463	40.212	45.671	43.580	109.4	4:03.902	1	2:08.033	40.286	44.317	43.430	110.6	3:15.276		
2	1:55.472	31.113	42.002	42.357	122.6	5:59.374	2	1:53.643	30.817	40.975	41.851	124.6	5:08.919		
3	1:53.289	30.686	40.809	41.794	125.0	7:52.663	3	1:52.588	31.424	40.209	40.955	125.8	7:01.507		
4	1:51.499	29.756	39.825	41.918	127.0	9:44.162	4	1:57.740	35.505	40.715	41.520	120.3	8:59.247		
5	1:50.046	29.522	39.341	41.183	128.7	11:34.208	5	1:51.499	30.186	40.470	40.843	127.0	10:50.746		
23	Loic ARBEL	FRA						45	Christoph BEINLICH	GER					
	TEAM MRS	YAMAHA							BEINLICH RACING TEAM	HONDA					
1	1:57.546	36.139	40.540	40.867	120.5	2:29.805	1	2:06.997	37.978	44.401	44.618	111.5	3:20.323		
2	1:49.042	29.472	39.384	40.186	129.8	4:18.847	2	1:56.630	31.539	42.675	42.416	121.4	5:16.953		
3	1:47.554	28.998	38.757	39.799	131.6	6:06.401	3	1:53.356	30.729	41.127	41.500	124.9	7:10.309		
4	1:48.085	28.850	39.368	39.867	131.0	7:54.486	4	1:52.360	30.610	40.461	41.289	126.0	9:02.669		
5	1:48.569	29.031	39.286	40.252	130.4	9:43.055	5	1:51.606	30.113	40.330	41.163	126.9	10:54.275		
6	1:47.912	28.960	39.090	39.862	131.2	11:30.967									
27	Juan Antonio BELLVER GARCIA	ESP						46	Francisca RUIZ VIDAL	ESP					
	BORJA SPORT TEAM	KAWASAKI							CHAMPI WOMEN RACING TEAM	YAMAHA					
1	2:05.048	40.155	42.698	42.195	113.2	2:42.899	1	2:15.111	44.079	45.919	45.113	104.8	3:09.343		
2	1:51.500	30.361	40.091	41.048	127.0	4:34.399	2	1:58.961	32.643	42.989	43.329	119.0	5:08.304		
							3	1:55.634	32.193	41.180	42.261	122.4	7:03.938		



Superstock/Open600

RFME CEV

Warm UP

Vuelta a vuelta

Mejor Personal Mejor de la sesión B Cruzando la línea de meta por el pit lane.

Vlt.	Tiempo	Sector 1	Sector 2	Sector 3	Km/h	T. Sesión
4	1:54.538	31.138	41.284	42.116	123.6	8:58.476
5	1:52.149	30.473	40.379	41.297	126.2	10:50.625

51 Javier ORELLANA MALLOY							ESP
TACK BASOLI							KAWASAKI
1	1:55.592	34.728	39.798	41.066	122.5	2:51.367	
2	1:50.091	29.742	39.472	40.877	128.6	4:41.458	
3	1:49.164	29.361	39.319	40.484	129.7	6:30.622	
4	1:55.312	29.078	42.096	44.138	122.8	8:25.934	
5	1:47.671	28.754	38.814	40.103	131.5	10:13.605	

57 Sergio D. PASTRANA RECAMALES							ESP
AUTOS ARROYO PASTRANA RACING							YAMAHA
1	2:05.721	38.792	43.119	43.810	112.6	3:25.666	

62 Francisco J. HIDALGO ALVAREZ							ESP
HIDALVA TEAM							KAWASAKI
1	2:03.531	37.525	43.069	42.937	114.6	2:36.679	
2	1:54.604	30.136	41.216	43.252	123.5	4:31.283	
3	1:57.760	35.765	41.030	40.965	120.2	6:29.043	
4	1:51.955	29.480	41.573	40.902	126.5	8:20.998	
5	1:50.078	29.310	39.754	41.014	128.6	10:11.076	

63 Andoitz BONILLA PORRAS							ESP
DMT							YAMAHA
1	2:03.289	37.876	42.871	42.542	114.8	3:28.693	
2	1:54.659	30.947	41.986	41.726	123.5	5:23.352	
3	1:52.220	30.172	40.447	41.601	126.2	7:15.572	
4	1:51.697	30.133	40.406	41.158	126.8	9:07.269	
5	1:51.445	30.140	40.293	41.012	127.0	10:58.714	

64 Amaury JAKAB							BEL
JEG RACING							YAMAHA
1	2:07.434	39.423	44.139	43.872	111.1	3:16.228	
2	1:54.167	30.567	41.620	41.980	124.0	5:10.395	
3	1:54.255	30.527	41.352	42.376	123.9	7:04.650	
4	1:54.204	30.760	41.806	41.638	124.0	8:58.854	
5	1:52.930	30.302	41.296	41.332	125.4	10:51.784	

65 Carlos GARCIA BENITO							ESP
TEAM ITV OCAÑA PIT-LINE							YAMAHA
1	2:11.319	39.591	47.372	44.356	107.8	3:27.232	
2	1:58.125	32.236	43.073	42.816	119.9	5:25.357	
3	1:55.192	31.561	41.646	41.985	122.9	7:20.549	
4	1:55.223	31.324	41.619	42.280	122.9	9:15.772	
5	1:53.684	30.993	41.003	41.688	124.5	11:09.456	

67 Roman FISCHER							SUI
PINAMOTO RS							KAWASAKI
1	2:07.700	39.816	44.128	43.756	110.9	3:15.926	
2	1:54.144	30.520	41.628	41.996	124.0	5:10.070	
3	1:54.176	30.640	41.251	42.285	124.0	7:04.246	
4	1:52.595	30.982	40.240	41.373	125.7	8:56.841	
5	1:51.210	29.802	40.360	41.048	127.3	10:48.051	

71 Miquel PONS PAYERAS							ESP
TEAM NOBBY H43							KAWASAKI
1	1:59.223	36.113	41.511	41.599	118.8	2:41.916	
2	1:50.102	29.823	39.764	40.515	128.6	4:32.018	
3	1:47.941	29.022	38.821	40.098	131.2	6:19.959	
4	1:47.318	28.767	38.612	39.939	131.9	8:07.277	
5	1:46.940	28.729	38.299	39.912	132.4	9:54.217	

72 Chris LEESCH							LUX
TEAM MRS							YAMAHA
1	2:01.830	38.378	41.620	41.832	116.2	2:41.012	
2	1:51.950	30.243	40.692	41.015	126.5	4:32.962	
3	1:49.215	29.411	39.316	40.488	129.6	6:22.177	
4	1:49.227	29.334	39.485	40.408	129.6	8:11.404	
5	1:48.314	29.294	38.854	40.166	130.7	9:59.718	


74 Ferran CASAS PENDON							ESP
TEAM TORRENTÓ							YAMAHA
1	1:59.951	36.845	41.401	41.705	118.0	2:33.742	
2	1:50.621	29.876	40.494	40.251	128.0	4:24.363	
3	1:49.114	29.375	39.802	39.937	129.8	6:13.477	
4	1:48.406	29.585	39.024	39.797	130.6	8:01.883	
5	1:47.921	29.116	39.349	39.456	131.2	9:49.804	
6	1:46.417	28.798	38.358	39.261	133.1	11:36.221	

76 Diego PEREZ ZUASTI							ESP
MDR COMPETICION							YAMAHA
1	1:57.686	36.446	40.396	40.844	120.3	3:17.778	
2	1:49.826	29.133	40.122	40.571	128.9	5:07.604	
3	1:46.324	28.561	38.330	39.433	133.2	6:53.928	
4	1:47.373	28.797	38.820	39.756	131.9	8:41.301	
5	1:47.073	29.342	38.341	39.390	132.2	10:28.374	

79 Aitor GARCIA CARRERO							ESP
DOSANMOTOR PRORACING							YAMAHA
1	2:04.033	39.611	41.926	42.496	114.2	3:18.971	
2	1:52.803	30.528	40.648	41.627	125.5	5:11.774	
3	1:53.238	30.604	40.502	42.132	125.0	7:05.012	
4	1:52.828	30.930	40.969	40.929	125.5	8:57.840	
5	1:50.466	29.922	39.901	40.643	128.2	10:48.306	

80 Felix PERIANE JIMENEZ							ESP
PROJECT RACING							HONDA
1	2:10.665	41.111	45.522	44.032	108.4	3:44.209	
2	1:54.960	31.105	41.682	42.173	123.2	5:39.169	
3	1:53.822	30.419	41.637	41.766	124.4	7:32.991	

81 Pau TORTOSA NAVALON							ESP
FAU55RACING							YAMAHA
1	2:02.546	38.500	42.295	41.751	115.5	2:26.686	
2	1:50.500	30.289	40.007	40.204	128.1	4:17.186	
3	1:48.342	29.279	39.255	39.808	130.7	6:05.528	
4	1:48.518	29.168	39.594	39.756	130.5	7:54.046	
5	1:49.534	29.130	39.609	40.795	129.3	9:43.580	



Superstock/Open600


RFME CEV

Warm UP

Vuelta a vuelta

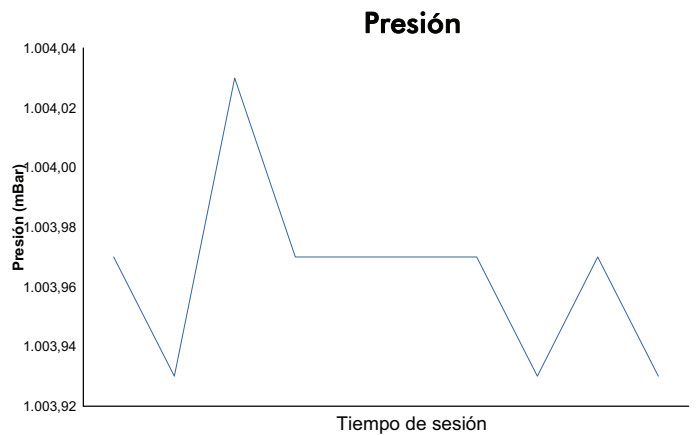
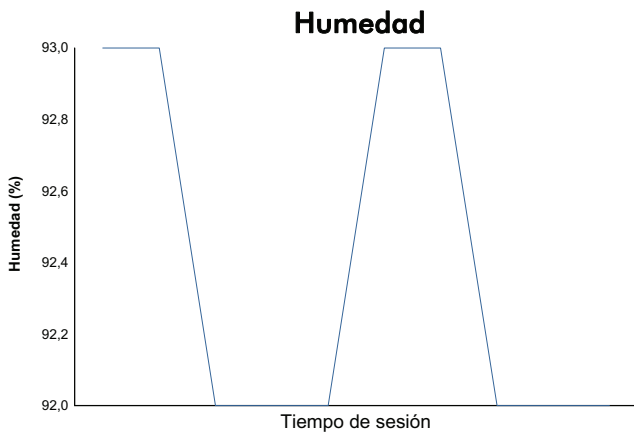
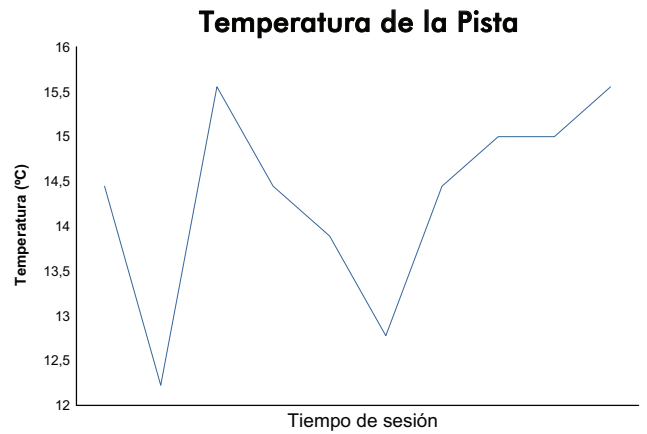
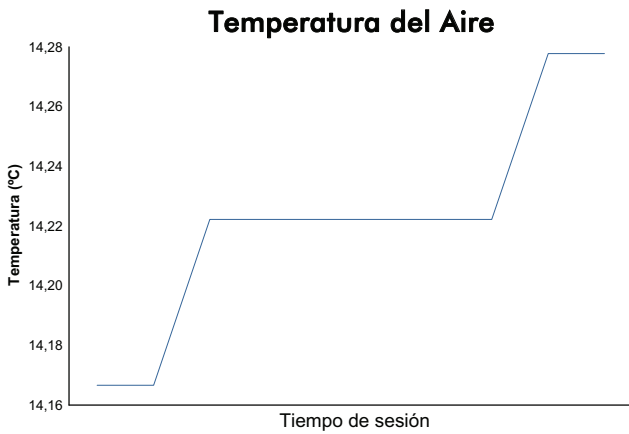
■ Mejor Personal ■ Mejor de la sesión B Cruzando la línea de meta por el pit lane.

Vlt.	Tiempo	Sector 1	Sector 2	Sector 3	Km/h	T. Sesión	Vlt.	Tiempo	Sector 1	Sector 2	Sector 3	Km/h	T. Sesión	
6	1:48.012	29.109	39.071	39.832	131.1	11:31.592								
82	Elena ROSELL ARAGON ESP													
	KAWASAKI PALMETO PL RACING TEAM													
	2:08.869	41.025	44.298	43.546	109.9	3:06.510								
	1:51.158	29.922	40.211	41.025	127.4	4:57.668								
	1:57.467	31.523	44.820	41.124	120.5	6:55.135								
	1:48.570	29.055	39.127	40.388	130.4	8:43.705								
	1:47.660	28.799	38.999	39.862	131.5	10:31.365								
85	Pedro Nuno ROMERO POR													
	TEAM TARGET / FMP / UNIXIRA													
	2:07.156	40.209	43.572	43.375	111.3	3:14.216								
	1:54.245	31.067	40.670	42.508	123.9	5:08.461								
	1:50.455	29.896	39.846	40.713	128.2	6:58.916								
89	Christian PALOMARES VILAR ESP													
	AUTOS ARROYO PASTRANA RACING													
	1:58.142	35.343	41.462	41.337	119.8	3:15.160								
	1:50.488	30.280	39.574	40.634	128.1	5:05.648								
	1:48.086	29.484	38.667	39.935	131.0	6:53.734								
	1:47.670	28.768	38.578	40.324	131.5	8:41.404								
	1:47.936	29.819	38.231	39.886	131.2	10:29.340								
91	Aleix AULESTIA DALMASES ESP													
	TEAM TORRENTÓ													
	1:59.682	37.090	40.610	41.982	118.3	2:43.243								
	1:52.932	30.327	41.191	41.414	125.4	4:36.175								
	1:49.718	29.627	39.362	40.729	129.0	6:25.893								
	1:49.477	29.645	39.409	40.423	129.3	8:15.370								
	1:47.926	28.908	38.919	40.099	131.2	10:03.296								
95	Miguel GARCIA GUTIERREZ ESP													
	JGC TEAM													
	2:11.208	43.347	43.941	43.920	107.9	4:43.042								
	1:57.317	31.204	43.665	42.448	120.7	6:40.359								
	1:55.564	31.277	42.044	42.243	122.5	8:35.923								
	1:54.481	31.140	41.337	42.004	123.7	10:30.404								



RFME CEV
Superstock/Open600
Warm UP

Informe meteorológico



Estado de la pista:

SECO