

Superstock/Open600

RFME CEV


Carrera ((15 vueltas, 59,0 km.))

Parrilla de Salida

46 F. RUIZ VIDAL	2:03.962	33	53 R. NAVARRO ESCUDERO	2:07.503	35	65 C. GARCIA BENITO	2:05.487	34
80 F. PERIANE JIMENEZ	1:55.735	30	94 C. PEROLARI	1:58.768	32	57 S. PASTRANA RECAMALES	1:57.668	31
45 C. BEINLICH	1:53.620	27	44 D. TORREÑO CARRASCO	1:55.647	29	12 R. LORENTE CALLE	1:52.984	28
16 O. CASCANTE CORRILLERO	1:52.682	24	14 D. LOPEZ MOLINA	1:53.861	26	64 A. JAKAB	1:53.428	25
95 M. GARCIA GUTIERREZ	1:52.537	21	79 A. GARCIA CARRERO	1:52.635	23	13 C. TEJERO GARCIA	1:52.594	22
19 P. DUFOUR	1:51.129	18	62 F. HIDALGO ALVAREZ	1:51.465	20	67 R. FISCHER	1:51.211	19
27 J. BELLVER GARCIA	1:50.510	15	63 A. BONILLA PORRAS	1:50.875	17	43 J. ARROYO CARO	1:50.833	16
74 F. CASAS PENDON	1:48.671	12	85 P. ROMERO	1:50.449	14	91 A. AULESTIA DALMASES	1:49.952	13
81 P. TORTOSA NAVALON	1:49.194	9	72 C. LEESCH	1:49.537	11	89 C. PALOMARES VILAR	1:49.344	10
39 B. QUERO MARTINEZ	1:48.259	6	82 E. ROSELL ARAGON	1:48.623	8	23 L. ARBEL	1:48.618	7
71 M. PONS PAYERAS	1:47.495	3	76 D. PEREZ ZUASTI	1:48.159	5	34 X. PINSACH CABAÑAS	1:47.534	4
			51 J. ORELLANA MALLOY	1:47.224	2	37 A. FERNANDEZ GUERRA	1:47.194	1

DORSAL 45, PERDIDA 1 PUESTO EN PARRILLA, ARTICULO 1.11.2 RFME CEV
DORSALES 12 Y 74, PERDIDA 3 PUESTOS EN PARRILLA, ARTICULOS 1.21.2 Y 1.22.2 RFME CEV

Comisarios Deportivos:	Cronometrador:
------------------------	----------------



Superstock/Open600

RFME CEV

Carrera (15 Vueltas, 59,0 km.)

Clasificación

Piloto	Nac	Equipo	Moto	Neumaticos	Vlts.	Tiempo	Dif.	Km/h	Mejor Vuelta					
									Vlt.	Tiempo	Km/h			
1	34	Xavier PINSACH CABAÑAS	ESP	ETG RACING	KAWASAKI	PIRELLI	Stck	15	26:00.798	-	136.1	8	1:43.191	137.2
2	37	Augusto FERNANDEZ GUERRA	ESP	CNS MOTORSPORT	YAMAHA	DUNLOP	Stck	15	26:08.395	+7.597	135.4	9	1:43.398	136.9
3	76	Diego PEREZ ZUASTI	ESP	MDR COMPETICION	YAMAHA		Oper	15	26:10.333	+9.535	135.2	7	1:43.899	136.3
4	39	Borja QUERO MARTINEZ	ESP	SAG TEAM - M.A.MOTOSPORT	YAMAHA	MICHELIN	Stck	15	26:10.682	+9.884	135.2	9	1:43.432	136.9
5	89	Christian PALOMARES VILAR	ESP	AUTOS ARROYO PASTRANA RACING	YAMAHA	DUNLOP	Stck	15	26:11.196	+10.398	135.2	11	1:43.325	137.0
6	71	Miquel PONS PAYERAS	ESP	TEAM NOBBY H43	KAWASAKI		Stck	15	26:11.682	+10.884	135.1	5	1:44.048	136.1
7	74	Ferran CASAS PENDON	ESP	TEAM TORRENTÓ	YAMAHA	DUNLOP	Stck	15	26:15.872	+15.074	134.8	7	1:43.880	136.3
8	51	Javier ORELLANA MALLOY	ESP	TACK BASOLI	KAWASAKI	MICHELIN	Stck	15	26:21.043	+20.245	134.3	7	1:44.012	136.1
9	23	Loic ARBEL	FRA	TEAM MRS	YAMAHA	PIRELLI	Stck	15	26:35.828	+35.030	133.1	10	1:45.488	134.2
10	85	Pedro Nuno ROMERO	POR	TEAM TARGET / FMP / UNIXIRA	YAMAHA	PIRELLI	Stck	15	26:35.912	+35.114	133.1	6	1:45.392	134.3
11	82	Elena ROSELL ARAGON	ESP	KAWASAKI PALMETO PL RACING TEAM	KAWASAKI	MICHELIN	Stck	15	26:36.352	+35.554	133.0	9	1:45.228	134.6
12	91	Aleix AULESTIA DALMASES	ESP	TEAM TORRENTÓ	YAMAHA	DUNLOP	Stck	15	26:36.801	+36.003	133.0	9	1:45.165	134.6
13	79	Aitor GARCIA CARRERO	ESP	DOSANMOTOR PRORACING	YAMAHA	MICHELIN	Stck	15	26:50.680	+49.882	131.9	8	1:45.957	133.6
14	81	Pau TORTOSA NAVALON	ESP	FAU55RACING	YAMAHA	MICHELIN	Stck	15	26:51.616	+50.818	131.8	4	1:46.070	133.5
15	27	Juan Antonio BELLVER GARCIA	ESP	BORJA SPORT TEAM	KAWASAKI	MICHELIN	Stck	15	26:52.247	+51.449	131.7	6	1:46.211	133.3
16	67	Roman FISCHER	SUI	PINAMOTO RS	KAWASAKI	PIRELLI	Stck	15	26:52.303	+51.505	131.7	7	1:46.267	133.2
17	19	Paul DUFOUR	FRA	JEG RACING	YAMAHA	PIRELLI	Stck	15	26:53.927	+53.129	131.6	15	1:45.861	133.7
18	95	Miguel GARCIA GUTIERREZ	ESP	JGC TEAM	YAMAHA		Oper	15	26:57.100	+56.302	131.3	10	1:46.107	133.4
19	12	Rogelio LORENTE CALLE	ESP	TST RACING	HONDA	PIRELLI	Oper	15	26:58.151	+57.353	131.2	14	1:45.764	133.9
20	45	Christoph BEINLICH	GER	BEINLICH RACING TEAM	HONDA	PIRELLI	Stck	15	26:58.237	+57.439	131.2	15	1:46.227	133.3
21	14	Didac LOPEZ MOLINA	ESP	AUTOS ARROYO PASTRANA RACING	YAMAHA	DUNLOP	Stck	15	27:05.230	+1:04.432	130.7	10	1:47.001	132.3
22	63	Andoitz BONILLA PORRAS	ESP	DMT	YAMAHA	MICHELIN	Stck	15	27:08.420	+1:07.622	130.4	8	1:47.210	132.1
23	44	Daniel TORREÑO CARRASCO	ESP	TARGO BANK-PPRT SPEED MOTOS	HONDA	DUNLOP	Oper	15	27:08.837	+1:08.039	130.4	6	1:46.949	132.4
24	64	Amaury JAKAB	BEL	JEG RACING	YAMAHA	PIRELLI	Stck	15	27:09.112	+1:08.314	130.4	3	1:47.314	131.9
25	80	Felix PERIANE JIMENEZ	ESP	PROJECT RACING	HONDA	PIRELLI	Oper	15	27:46.196	+1:45.398	127.5	8	1:49.031	129.9
26	53	Raul NAVARRO ESCUDERO	ESP	D.C.R RACING SERVICE	YAMAHA	DUNLOP	Oper	14	26:49.789	1 Lap	123.1	2	1:52.709	125.6

No clasificados:

13	Cristobal TEJERO GARCIA	ESP		YAMAHA	MICHELIN	Oper	13	24:10.712			10	1:49.679	129.1
16	Oier CASCANTE CORRILLERO	ESP	AMRCOMPETICION	KAWASAKI	PIRELLI	Stck	7	12:28.168			5	1:44.814	135.1
65	Carlos GARCIA BENITO	ESP	TEAM ITV OCAÑA PIT-LINE	YAMAHA	DUNLOP	Oper	5	27:59.879			5	2:29.740	94.6
62	Francisco J. HIDALGO ALVAREZ	ESP	HIDALVA TEAM	KAWASAKI	MICHELIN	Stck	4	7:19.318			4	1:46.432	133.0
72	Chris LEESCH	LUX	TEAM MRS	YAMAHA		Stck	3	5:29.001			3	1:46.465	133.0
43	Jorge ARROYO CARO	ESP	AUTOS ARROYO PASTRANA RACING	YAMAHA	DUNLOP	Oper	1	1:56.241					

No salidos

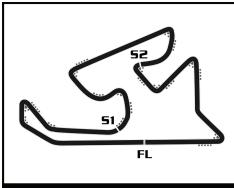
46	Francisca RUIZ VIDAL	ESP	CHAMPI WOMEN RACING TEAM	YAMAHA	BRIGESTONE	Oper							
57	Sergio D. PASTRANA RECAMALES	ESP	AUTOS ARROYO PASTRANA RACING	YAMAHA	DUNLOP	Stck							
94	Corantin PEROLARI	FRA	MRS	YAMAHA	PIRELLI	Oper							
98	Alan MALO GONZALEZ	ESP				Stck							

Pole		A. FERNANDEZ GUERRA	1:47.194	132.1 Kph
Vuelta Rápida	Vlt. 8	Xavier PINSACH CABAÑAS	1:43.191	137.2 Kph

Hora de publicación:

Estado de pista: **SECO**

Director de carrera:	Cronometrador:
-----------------------------	-----------------------



Superstock/Open600

RFME CEV

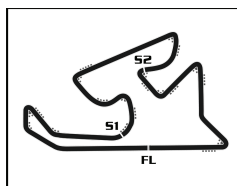
Carrera

Planing

CIRCUITO DE NAVARRA 3.933 m.

VUELTA

Nº	Pos	Grid	1	2	3	4	5	6	7	8	9	10	11	12	13	14	15
37	1	37	34	34	34	34	34	34	34	34	34	34	34	34	34	34	34
51	2	51	37	76	76	76	37	37	37	37	37	37	37	37	37	37	37
71	3	71	76	37	37	37	76	76	76	76	76	76	76	76	39	76	76
34	4	34	71	71	71	71	71	71	71	39	39	71	71	39	39	76	39
76	5	76	51	51	51	51	39	39	39	71	71	39	39	71	89	89	89
39	6	39	39	39	39	39	51	51	51	51	51	89	89	89	71	71	71
23	7	23	82	89	89	74	89	89	89	89	89	51	51	51	74	74	74
82	8	82	89	74	74	89	74	74	74	74	74	74	74	74	51	51	51
81	9	81	23	23	23	23	23	16	85	85	23	23	23	23	23	23	23
89	10	89	91	82	82	82	82	82	85	23	23	85	85	85	85	85	85
72	11	72	74	85	91	85	85	16	23	82	82	82	91	82	82	82	82
74	12	74	85	91	85	91	16	85	91	91	91	91	82	91	91	91	91
91	13	91	27	81	16	16	91	91	82	81	79	79	79	79	79	79	79
85	14	85	81	16	81	81	81	81	81	79	81	81	81	81	81	81	81
27	15	27	16	27	72	27	27	27	79	27	27	27	27	27	27	27	27
43	16	43	72	72	27	79	79	79	27	67	67	67	67	67	67	67	67
63	17	63	43	79	79	67	67	67	67	19	19	19	19	19	19	19	19
19	18	19	62	62	67	62	63	63	19	95	95	95	95	95	95	95	95
67	19	67	79	67	63	45	95	19	95	63	45	45	45	45	45	45	12
62	20	62	67	63	62	63	45	95	63	45	63	63	12	12	12	12	45
95	21	95	63	45	45	95	19	64	64	12	12	12	14	14	14	14	14
13	22	13	45	95	95	64	64	45	45	14	14	14	63	63	44	44	63
79	23	79	95	64	64	19	12	12	12	64	64	44	44	44	63	63	44
16	24	16	64	19	19	12	44	44	44	44	44	64	64	64	64	64	64
64	25	64	19	14	12	44	14	14	14	80	80	80	80	80	80	80	80
14	26	14	14	12	14	14	80	80	80	13	13	13	13	13	13	53	53
45	27	45	12	44	44	80	13	13	13	53	53	53	53	53	53	53	53
12	28	12	44	80	80	13	53	53	53								
44	29	44	65	13	13	53	65										
80	30	80	80	53	53	65											
57	31	57	13	65	65												
94	32	94	53														
46	33	46															
65	34	65															
53	35	53															
98	0	98															



Superstock/Open600

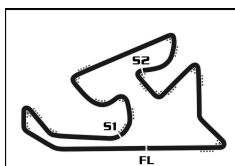
RFME CEV

Carrera

CIRCUITO DE NAVARRA 3.933 m

Mejores tiempos de sector

SECTOR 1			SECTOR 2			SECTOR 3			Pos	Piloto	Vuelta Ideal	Mejor Vuelta
Pos	Piloto	Tiempo	Piloto	Tiempo	Piloto	Tiempo	Pos	Piloto				
1	89 C.PALOMARES VILAR	27.415	89 C.PALOMARES VILAR	37.172	34 X.PINSACH CABAÑAS	38.241	1	34 X.PINSACH CABAÑAS	1:43.124	1:43.191	(1)	
2	39 B.QUERO MARTINEZ	27.460	34 X.PINSACH CABAÑAS	37.186	37 A.FERNANDEZ GUERRA	38.337	2	89 C.PALOMARES VILAR	1:43.192	1:43.325	(2)	
3	71 M.PONS PAYERAS	27.672	37 A.FERNANDEZ GUERRA	37.256	39 B.QUERO MARTINEZ	38.402	3	39 B.QUERO MARTINEZ	1:43.225	1:43.432	(4)	
4	51 J.ORELLANA MALLOY	27.694	39 B.QUERO MARTINEZ	37.363	76 D.PEREZ ZUASTI	38.447	4	37 A.FERNANDEZ GUERRA	1:43.335	1:43.398	(3)	
5	34 X.PINSACH CABAÑAS	27.697	76 D.PEREZ ZUASTI	37.409	74 F.CASAS PENDON	38.546	5	74 F.CASAS PENDON	1:43.679	1:43.880	(5)	
6	74 F.CASAS PENDON	27.701	74 F.CASAS PENDON	37.432	71 M.PONS PAYERAS	38.579	6	76 D.PEREZ ZUASTI	1:43.711	1:43.899	(6)	
7	37 A.FERNANDEZ GUERRA	27.742	51 J.ORELLANA MALLOY	37.479	89 C.PALOMARES VILAR	38.605	7	71 M.PONS PAYERAS	1:43.759	1:44.048	(8)	
8	76 D.PEREZ ZUASTI	27.855	71 M.PONS PAYERAS	37.508	51 J.ORELLANA MALLOY	38.700	8	51 J.ORELLANA MALLOY	1:43.873	1:44.012	(7)	
9	16 O.CASCANTE CORRILLERO	27.951	16 O.CASCANTE CORRILLERO	37.740	91 A.AULESTIA DALMASES	38.864	9	16 O.CASCANTE CORRILLERO	1:44.620	1:44.814	(9)	
10	85 P.ROMERO	28.015	23 L.ARBEL	37.905	85 P.ROMERO	38.867	10	91 A.AULESTIA DALMASES	1:44.864	1:45.165	(10)	
11	82 E.ROSELL ARAGON	28.018	91 A.AULESTIA DALMASES	37.927	16 O.CASCANTE CORRILLERO	38.929	11	85 P.ROMERO	1:44.905	1:45.392	(12)	
12	91 A.AULESTIA DALMASES	28.073	82 E.ROSELL ARAGON	38.012	23 L.ARBEL	38.993	12	82 E.ROSELL ARAGON	1:45.170	1:45.228	(11)	
13	79 A.GARCIA CARRERO	28.137	85 P.ROMERO	38.023	82 E.ROSELL ARAGON	39.140	13	23 L.ARBEL	1:45.291	1:45.488	(13)	
14	27 J.BELLVER GARCIA	28.237	12 R.LORENTE CALLE	38.057	81 P.TORTOSA NAVALON	39.202	14	12 R.LORENTE CALLE	1:45.699	1:45.764	(14)	
15	45 C.BEINLICH	28.293	19 P.DUFOUR	38.127	12 R.LORENTE CALLE	39.211	15	79 A.GARCIA CARRERO	1:45.723	1:45.957	(16)	
16	19 P.DUFOUR	28.312	95 M.GARCIA GUTIERREZ	38.165	79 A.GARCIA CARRERO	39.298	16	19 P.DUFOUR	1:45.794	1:45.861	(15)	
17	72 C.LEESCH	28.351	45 C.BEINLICH	38.169	72 C.LEESCH	39.347	17	81 P.TORTOSA NAVALON	1:45.905	1:46.070	(17)	
18	81 P.TORTOSA NAVALON	28.367	79 A.GARCIA CARRERO	38.288	19 P.DUFOUR	39.355	18	27 J.BELLVER GARCIA	1:46.018	1:46.211	(19)	
19	67 R.FISCHER	28.379	81 P.TORTOSA NAVALON	38.336	67 R.FISCHER	39.359	19	95 M.GARCIA GUTIERREZ	1:46.051	1:46.107	(18)	
20	23 L.ARBEL	28.393	27 J.BELLVER GARCIA	38.384	95 M.GARCIA GUTIERREZ	39.364	20	45 C.BEINLICH	1:46.079	1:46.227	(20)	
21	43 J.ARROYO CARO	28.410	72 C.LEESCH	38.415	27 J.BELLVER GARCIA	39.397	21	72 C.LEESCH	1:46.113	1:46.465	(23)	
22	14 D.LOPEZ MOLINA	28.426	67 R.FISCHER	38.456	62 F.HIDALGO ALVAREZ	39.404	22	67 R.FISCHER	1:46.194	1:46.267	(21)	
23	12 R.LORENTE CALLE	28.431	62 F.HIDALGO ALVAREZ	38.481	44 D.TORREÑO CARRASCO	39.585	23	62 F.HIDALGO ALVAREZ	1:46.432	1:46.432	(22)	
24	63 A.BONILLA PORRAS	28.432	64 A.JAKAB	38.502	14 D.LOPEZ MOLINA	39.597	24	14 D.LOPEZ MOLINA	1:46.650	1:47.001	(25)	
25	95 M.GARCIA GUTIERREZ	28.522	44 D.TORREÑO CARRASCO	38.545	45 C.BEINLICH	39.617	25	44 D.TORREÑO CARRASCO	1:46.830	1:46.949	(24)	
26	62 F.HIDALGO ALVAREZ	28.547	14 D.LOPEZ MOLINA	38.627	43 J.ARROYO CARO	39.652	26	64 A.JAKAB	1:46.994	1:47.314	(27)	
27	44 D.TORREÑO CARRASCO	28.700	63 A.BONILLA PORRAS	38.864	64 A.JAKAB	39.712	27	63 A.BONILLA PORRAS	1:47.073	1:47.210	(26)	
28	64 A.JAKAB	28.780	80 F.PERIANE JIMENEZ	39.338	63 A.BONILLA PORRAS	39.777	28	43 J.ARROYO CARO	1:47.961			
29	13 C.TEJERO GARCIA	29.138	43 J.ARROYO CARO	39.899	80 F.PERIANE JIMENEZ	40.388	29	80 F.PERIANE JIMENEZ	1:49.031	1:49.031	(28)	
30	80 F.PERIANE JIMENEZ	29.305	13 C.TEJERO GARCIA	40.019	13 C.TEJERO GARCIA	40.401	30	13 C.TEJERO GARCIA	1:49.558	1:49.679	(29)	
31	53 R.NAVARRO ESCUDERO	30.130	53 R.NAVARRO ESCUDERO	40.653	65 C.GARCIA BENITO	41.011	31	53 R.NAVARRO ESCUDERO	1:52.240	1:52.709	(30)	
32	65 C.GARCIA BENITO	38.587	65 C.GARCIA BENITO	40.810	53 R.NAVARRO ESCUDERO	41.457	32	65 C.GARCIA BENITO	2:00.408	2:29.740	(31)	



CIRCUITO DE NAVARRA 3.933 m.


Superstock/Open600

RFME CEV

Después de Carrera

Velocidad máxima del evento

Piloto	Equipo	Moto		V. Max	Vlt.	Sesión
19 Paul DUFOUR	JEG RACING	YAMAHA	Stick	252.3	4	Carrera
85 Pedro Nuno ROMERO	TEAM TARGET / FMP / UNIXIRA	YAMAHA	Stick	251.2	4	Carrera
16 Oier CASCANTE CORRILLERO	AMRCOMPETICION	KAWASAKI	Stick	250.6	2	Carrera
82 Elena ROSELL ARAGON	KAWASAKI PALMETO PL RACING TEAM	KAWASAKI	Stick	250.6	15	Carrera
74 Ferran CASAS PENDON	TEAM TORRENTÓ	YAMAHA	Stick	250.0	12	Carrera
91 Aleix AULESTIA DALMASES	TEAM TORRENTÓ	YAMAHA	Stick	250.0	4	Carrera
27 Juan Antonio BELVER GARCIA	BORJA SPORT TEAM	KAWASAKI	Stick	249.4	8	Carrera
51 Javier ORELLANA MALLOY	TACK BASOLI	KAWASAKI	Stick	248.8	11	Carrera
64 Amaury JAKAB	JEG RACING	YAMAHA	Stick	248.8	4	Carrera
23 Loic ARBEL	TEAM MRS	YAMAHA	Stick	247.7	2	Carrera
79 Aitor GARCIA CARRERO	DOSANMOTOR PRORACING	YAMAHA	Stick	247.7	2	Carrera
81 Pau TORTOSA NAVALON	FAU55RACING	YAMAHA	Stick	247.7	4	Carrera
14 Didac LOPEZ MOLINA	AUTOS ARROYO PASTRANA RACING	YAMAHA	Stick	246.6	8	Carrera
39 Borja QUERO MARTINEZ	SAG TEAM - M.A.MOTOSPORT	YAMAHA	Stick	246.6	3	Carrera
89 Christian PALOMARES VILAR	AUTOS ARROYO PASTRANA RACING	YAMAHA	Stick	246.6	11	Carrera
37 Augusto FERNANDEZ GUERRA	CNS MOTORSPORT	YAMAHA	Stick	246.0	5	Carrera
63 Andoitz BONILLA PORRAS	DMT	YAMAHA	Stick	245.5	2	Carrera
71 Miquel PONS PAYERAS	TEAM NOBBY H43	KAWASAKI	Stick	245.5	4	Carrera
76 Diego PEREZ ZUASTI	MDR COMPETICION	YAMAHA	Open	245.5	5	Warm UP
34 Xavier PINSACH CABAÑAS	ETG RACING	KAWASAKI	Stick	244.9	8	Carrera
72 Chris LEESCH	TEAM MRS	YAMAHA	Stick	244.9	3	Carrera
45 Christoph BEINLICH	BEINLICH RACING TEAM	HONDA	Stick	244.3	3	Carrera
62 Francisco J. HIDALGO ALVAREZ	HIDALVA TEAM	KAWASAKI	Stick	243.8	3	Carrera
12 Rogelio LORENTE CALLE	TST RACING	HONDA	Open	243.2	15	Carrera
43 Jorge ARROYO CARO	AUTOS ARROYO PASTRANA RACING	YAMAHA	Open	243.2	4	Warm UP
67 Roman FISCHER	PINAMOTO RS	KAWASAKI	Stick	243.2	2	Carrera
95 Miguel GARCIA GUTIERREZ	JGC TEAM	YAMAHA	Open	242.2	8	Carrera
13 Cristobal TEJERO GARCIA		YAMAHA	Open	241.1	3	Carrera
65 Carlos GARCIA BENITO	TEAM ITV OCAÑA PIT-LINE	YAMAHA	Open	240.5	5	Warm UP
80 Félix PERIANE JIMENEZ	PROJECT RACING	HONDA	Open	240.0	4	Carrera
44 Daniel TORREÑO CARRASCO	TARGO BANK-PPRT SPEED MOTOS	HONDA	Open	237.9	12	Carrera
53 Raul NAVARRO ESCUDERO	D.C.R RACING SERVICE	YAMAHA	Open	231.3	4	Carrera
46 Francisca RUJIZ VIDAL	CHAMPI WOMEN RACING TEAM	YAMAHA	Open	226.4	5	Warm UP
57 Sergio D. PASTRANA RECAMALES	AUTOS ARROYO PASTRANA RACING	YAMAHA	Stick	220.0	4	Entrenamiento Cronometrado
94 Corantin PEROLARI	MRS	YAMAHA	Open	203.8	4	Entrenamiento Cronometrado



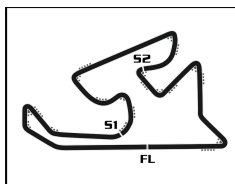
Superstock/Open600

RFME CEV

Carrera

Secuencia de lideres

Nº	Piloto	Equipo	Moto	Vuelta Inicio	Vuelta Final	Vlts.	Total Vlts.
Open							
76	Diego PEREZ ZUASTI	MDR COMPETICION	YAMAHA	1	15	15	15
Stck							
34	Xavier PINSACH CABAÑAS	ETG RACING	KAWASAKI	1	15	15	15



Superstock/Open600


RFME CEV

Carrera

CIRCUITO DE NAVARRA 3.933 m.

Secuencia de vueltas rápidas

Tiempo de sesión	Piloto	Equipo	Moto	Neumaticos	Tiempo	km/h	Vlt.
3:33.502	34 Xavier PINSACH CABAÑAS	ETG RACING	KAWASAKI	PIRELLI Stck	1:43.943	136.2	2
5:17.140	34 Xavier PINSACH CABAÑAS	ETG RACING	KAWASAKI	PIRELLI Stck	1:43.638	136.6	3
8:44.382	34 Xavier PINSACH CABAÑAS	ETG RACING	KAWASAKI	PIRELLI Stck	1:43.462	136.9	5
12:11.299	34 Xavier PINSACH CABAÑAS	ETG RACING	KAWASAKI	PIRELLI Stck	1:43.284	137.1	7
13:54.490	34 Xavier PINSACH CABAÑAS	ETG RACING	KAWASAKI	PIRELLI Stck	1:43.191	137.2	8



Superstock/Open600


RFME CEV

Carrera

Tiempos por vuelta

Piloto Doblado

Nº	Tiempo	Dif.	Nº	Tiempo	Dif.	Nº	Tiempo	Dif.	Nº	Tiempo	Dif.	Nº	Tiempo	Dif.
Vuelta 1			45	1:47.534	12.175	16	1:45.439	11.732	74	1:44.146	9.701	39	1:43.448	5.990
34	1:49.559		95	1:47.548	12.550	81	1:46.070	12.724	23	1:45.649	14.160	71	1:44.173	6.088
37	1:50.487	0.928	64	1:47.873	13.257	27	1:46.534	15.037	82	1:45.459	14.587	51	1:44.332	8.284
76	1:50.763	1.204	19	1:48.045	13.901	79	1:46.426	15.492	16	1:45.351	14.802	89	1:43.350	9.672
71	1:51.096	1.537	14	1:48.435	14.447	67	1:46.726	17.715	85	1:45.392	14.840	74	1:44.286	11.392
51	1:51.633	2.074	12	1:48.536	14.650	62	1:46.432	18.398	91	1:45.271	15.378	85	1:45.758	19.602
39	1:51.875	2.316	44	1:48.315	14.865	45	1:47.177	19.814	81	1:46.883	18.989	23	1:45.719	19.923
82	1:53.286	3.727	80	1:49.934	17.707	63	1:48.134	20.066	27	1:46.211	20.373	82	1:45.944	20.772
89	1:53.316	3.757	13	1:51.377	20.041	95	1:47.412	20.261	79	1:46.020	20.724	91	1:46.298	21.118
23	1:53.575	4.016	53	1:52.709	21.376	64	1:47.427	20.580	67	1:46.475	23.593	81	1:46.616	25.955
91	1:53.714	4.155	Vuelta 3			19	1:47.050	20.674	63	1:47.616	28.394	79	1:45.957	26.260
74	1:53.802	4.243	34	1:43.638		12	1:46.094	21.199	19	1:47.218	28.578	27	1:47.150	27.571
85	1:54.200	4.641	76	1:44.238	2.030	44	1:47.321	22.854	95	1:47.645	28.677	67	1:46.583	29.968
27	1:54.902	5.343	37	1:44.629	2.490	14	1:47.873	23.139	64	1:47.722	29.511	19	1:46.135	35.022
81	1:55.048	5.489	71	1:44.452	2.825	80	1:50.618	30.672	45	1:48.191	29.546	95	1:46.262	35.724
16	1:55.410	5.851	51	1:44.347	3.982	13	1:52.156	37.186	12	1:47.562	29.619	63	1:47.210	37.474
72	1:55.815	6.256	39	1:44.519	4.357	53	1:53.521	40.237	44	1:46.949	29.931	45	1:47.329	37.988
43	1:56.241	6.682	89	1:45.787	6.962	Vuelta 5			14	1:47.068	30.603	12	1:47.893	38.689
62	1:56.324	6.765	74	1:45.119	7.017	34	1:43.462		80	1:50.676	45.388	14	1:47.553	38.984
79	1:56.633	7.074	23	1:45.730	7.911	37	1:43.849	2.928	13	1:50.597	51.397	64	1:48.498	38.985
67	1:57.167	7.608	82	1:46.250	8.516	76	1:44.137	2.949	53	1:53.891	1:00.932	44	1:48.199	39.548
63	1:57.582	8.023	91	1:45.731	8.751	71	1:44.048	3.840	Vuelta 7			80	1:49.031	58.485
45	1:58.143	8.584	85	1:46.394	8.865	39	1:44.013	5.410	34	1:43.284		13	1:49.843	1:04.910
95	1:58.504	8.945	16	1:45.491	10.073	51	1:44.768	6.008	37	1:43.403	2.991	53	1:54.280	1:22.977
64	1:58.886	9.327	81	1:46.150	10.434	89	1:44.291	9.059	76	1:43.899	3.851	Vuelta 9		
19	1:59.358	9.799	72	1:46.465	11.861	74	1:44.420	9.188	71	1:44.067	5.106	34	1:43.360	
14	1:59.514	9.955	27	1:47.093	12.283	23	1:45.643	12.144	39	1:43.523	5.733	37	1:43.398	3.432
12	1:59.616	10.057	79	1:46.374	12.846	82	1:45.756	12.761	51	1:44.012	7.143	76	1:44.295	5.730
44	2:00.052	10.493	67	1:47.147	14.769	85	1:45.669	13.081	89	1:43.598	9.513	39	1:43.432	6.062
65	2:00.825	11.266	63	1:47.573	15.712	16	1:44.814	13.084	74	1:43.880	10.297	71	1:44.123	6.851
80	2:01.275	11.716	62	1:48.851	15.746	91	1:46.090	13.740	16	1:45.351	16.869	51	1:44.633	9.557
13	2:02.166	12.607	45	1:47.880	16.417	81	1:46.477	15.739	85	1:45.479	17.035	89	1:43.541	9.853
53	2:02.169	12.610	95	1:47.717	16.629	27	1:46.220	17.795	23	1:46.519	17.395	74	1:44.418	12.450
Vuelta 2			64	1:47.314	16.933	79	1:46.307	18.337	91	1:45.917	18.011	85	1:45.703	21.945
34	1:43.943		19	1:47.141	17.404	67	1:46.498	20.751	82	1:46.716	18.019	23	1:45.579	22.142
76	1:44.169	1.430	12	1:47.873	18.885	63	1:47.807	24.411	81	1:46.825	22.530	82	1:45.228	22.640
37	1:44.514	1.499	14	1:48.237	19.046	95	1:47.866	24.665	79	1:46.054	23.494	91	1:45.165	22.923
71	1:44.417	2.011	44	1:48.086	19.313	45	1:48.636	24.988	27	1:46.523	23.612	79	1:46.518	29.418
51	1:45.142	3.273	80	1:49.765	23.834	19	1:47.781	24.993	67	1:46.267	26.576	81	1:47.490	30.085
39	1:45.103	3.476	13	1:52.407	28.810	64	1:48.304	25.422	19	1:46.784	32.078	27	1:46.795	31.006
89	1:44.999	4.813	53	1:52.758	30.496	12	1:47.953	25.690	95	1:47.260	32.653	67	1:46.543	33.151
74	1:45.236	5.536	Vuelta 4			44	1:47.223	26.615	63	1:48.345	33.455	19	1:46.533	38.195
23	1:45.746	5.819	34	1:43.780		14	1:47.491	27.168	64	1:47.451	33.678	95	1:46.407	38.771
82	1:46.120	5.904	76	1:44.024	2.274	80	1:51.135	38.345	45	1:47.588	33.850	45	1:46.773	41.401
85	1:45.411	6.109	37	1:43.831	2.541	13	1:50.709	44.433	12	1:47.652	33.987	63	1:47.711	41.825
91	1:46.446	6.658	71	1:44.209	3.254	53	1:53.899	50.674	44	1:47.893	34.540	12	1:46.615	41.944
81	1:46.376	7.922	51	1:44.500	4.702	Vuelta 6			14	1:47.303	34.622	14	1:47.218	42.842
16	1:46.312	8.220	39	1:44.282	4.859	34	1:43.633		80	1:50.541	52.645	64	1:47.967	43.592
27	1:47.428	8.828	74	1:44.993	8.230	37	1:43.577	2.872	13	1:50.145	58.258	44	1:47.730	43.918
72	1:46.721	9.034	89	1:45.048	8.230	76	1:43.920	3.236	53	1:54.240	1:11.888	80	1:50.197	1:05.322
79	1:46.979	10.110	23	1:45.832	9.963	71	1:44.116	4.323	Vuelta 8			13	1:50.056	1:11.606
62	1:47.711	10.533	82	1:45.731	10.467	39	1:43.717	5.494	34	1:43.191		53	1:54.969	1:34.586
67	1:47.595	11.260	85	1:45.789	10.874	51	1:44.040	6.415	37	1:43.594	3.394	Vuelta 10		
63	1:47.697	11.777	91	1:46.141	11.112	89	1:43.773	9.199	76	1:44.135	4.795	34	1:43.340	



Superstock/Open600


RFME CEV

Carrera

Tiempos por vuelta

Piloto Doblado

Nº	Tiempo	Dif.	Nº	Tiempo	Dif.	Nº	Tiempo	Dif.	Nº	Tiempo	Dif.	Nº	Tiempo	Dif.
37	1:43.749	3.841	Vuelta 12			64	1:48.082	1:01.050	63	1:47.839	1:07.622			
76	1:45.070	7.460	34	1:43.432		80	1:49.906	1:31.960	44	1:48.294	1:08.039			
71	1:44.711	8.222	37	1:44.241	5.268	13	1:51.405	1:38.943	64	1:48.139	1:08.314			
39	1:46.114	8.836	76	1:44.358	9.204	Vuelta 14			80	1:51.988	1:45.398			
89	1:43.990	10.503	39	1:44.066	9.912	34	1:44.143		65	2:29.740	10 Laps			
51	1:45.208	11.425	71	1:44.396	10.044	37	1:44.321	6.260						
74	1:44.327	13.437	89	1:43.527	10.500	39	1:43.839	10.037						
23	1:45.488	24.290	51	1:45.252	14.139	76	1:44.496	10.324						
85	1:45.845	24.450	74	1:44.590	15.158	89	1:44.167	10.934						
82	1:46.008	25.308	53	1:58.131	1 Lap	71	1:44.369	11.287						
91	1:45.864	25.447	23	1:46.620	29.841	74	1:44.068	15.926						
79	1:46.504	32.582	85	1:46.525	29.939	51	1:45.914	17.946						
81	1:46.997	33.742	82	1:46.193	30.603	23	1:46.041	33.964						
27	1:46.702	34.368	91	1:47.649	32.013	85	1:46.049	34.091						
67	1:46.599	36.410	79	1:47.712	40.220	82	1:46.237	34.753						
19	1:46.582	41.437	81	1:46.876	40.676	91	1:45.553	35.000						
95	1:46.107	41.538	27	1:47.104	41.896	53	1:56.957	1 Lap						
45	1:46.304	44.365	67	1:46.743	42.816	79	1:47.770	47.892						
63	1:47.691	46.176	19	1:46.429	47.999	81	1:48.136	48.340						
12	1:47.640	46.244	95	1:46.732	48.527	27	1:47.403	48.713						
14	1:47.001	46.503	45	1:46.887	51.211	67	1:47.366	48.995						
44	1:47.582	48.160	12	1:46.546	52.425	19	1:45.960	52.154						
64	1:48.392	48.644	14	1:47.150	55.057	95	1:46.762	54.286						
80	1:50.426	1:12.408	63	1:47.689	56.194	45	1:46.291	56.098						
13	1:49.679	1:17.945	44	1:47.661	56.524	12	1:45.764	56.303						
Vuelta 11			64	1:47.431	56.692	14	1:47.271	1:01.592						
34	1:43.423		65	2:50.090	9 Laps	44	1:48.386	1:04.631						
53	1:54.406	1 Lap	80	1:50.480	1:25.778	63	1:47.949	1:04.669						
65	17:06.416	9 Laps	13	1:49.888	1:31.262	64	1:48.154	1:05.061						
37	1:44.041	4.459	Vuelta 13			65	3:32.808	10 Laps						
76	1:44.241	8.278	34	1:43.724		80	1:50.479	1:38.296						
71	1:44.281	9.080	37	1:44.538	6.082	Vuelta 15								
39	1:43.865	9.278	76	1:44.491	9.971	34	1:44.886							
89	1:43.325	10.405	39	1:44.153	10.341	37	1:46.223	7.597						
51	1:44.317	12.319	89	1:44.134	10.910	76	1:44.097	9.535						
74	1:43.986	14.000	71	1:44.741	11.061	39	1:44.733	9.884						
23	1:45.786	26.653	74	1:44.567	16.001	89	1:44.350	10.398						
85	1:45.819	26.846	51	1:45.760	16.175	71	1:44.483	10.884						
91	1:45.772	27.796	53	1:53.808	1 Lap	74	1:44.034	15.074						
82	1:45.957	27.842	23	1:45.949	32.066	51	1:47.185	20.245						
79	1:46.781	35.940	85	1:45.970	32.185	23	1:45.952	35.030						
81	1:46.913	37.232	82	1:45.780	32.659	85	1:45.909	35.114						
27	1:47.279	38.224	91	1:45.301	33.590	82	1:45.687	35.554						
67	1:46.518	39.505	79	1:47.769	44.265	91	1:45.889	36.003						
19	1:46.988	45.002	81	1:47.395	44.347	53	1:54.051	1 Lap						
95	1:47.112	45.227	27	1:47.281	45.453	79	1:46.876	49.882						
45	1:46.814	47.756	67	1:46.680	45.772	81	1:47.364	50.818						
12	1:46.490	49.311	19	1:46.062	50.337	27	1:47.622	51.449						
14	1:48.259	51.339	95	1:46.864	51.667	67	1:47.396	51.505						
63	1:49.184	51.937	45	1:46.463	53.950	19	1:45.861	53.129						
44	1:47.558	52.295	12	1:45.981	54.682	95	1:46.902	56.302						
64	1:47.472	52.693	14	1:47.131	58.464	12	1:45.936	57.353						
80	1:49.745	1:18.730	44	1:47.588	1:00.388	45	1:46.227	57.439						
13	1:50.284	1:24.806	63	1:48.393	1:00.863	14	1:47.726	1:04.432						



Superstock/Open600

RFME CEV

Carrera

Vuelta a vuelta

Mejor Personal Mejor de la sesión B Cruzando la línea de meta por el pit lane.

Vlt.	Tiempo	Sector 1	Sector 2	Sector 3	Km/h	T. Sesión
12	Rogelio LORENTE CALLE					
	TST RACING					ESP
						HONDA
1	1:59.616	38.732	40.896	39.988	118.4	1:59.616
2	1:48.536	29.147	39.513	39.876	130.5	3:48.152
3	1:47.873	28.885	39.171	39.817	131.3	5:36.025
4	1:46.094	28.502	38.280	39.312	133.5	7:22.119
5	1:47.953	28.663	39.042	40.248	131.2	9:10.072
6	1:47.562	28.934	38.792	39.836	131.6	10:57.634
7	1:47.652	29.258	38.543	39.851	131.5	12:45.286
8	1:47.893	29.201	38.835	39.857	131.2	14:33.179
9	1:46.615	28.894	38.108	39.613	132.8	16:19.794
10	1:47.640	28.920	38.683	40.037	131.5	18:07.434
11	1:46.490	29.046	38.227	39.217	133.0	19:53.924
12	1:46.546	28.741	38.484	39.321	132.9	21:40.470
13	1:45.981	28.599	38.164	39.218	133.6	23:26.451
14	1:45.764	28.496	38.057	39.211	133.9	25:12.215
15	1:45.936	28.431	38.223	39.282	133.7	26:58.151

Vlt.	Tiempo	Sector 1	Sector 2	Sector 3	Km/h	T. Sesión
13	Cristobal TEJERO GARCIA					
						ESP
						YAMAHA
1	2:02.166	39.720	41.340	41.106	115.9	2:02.166
2	1:51.377	29.510	40.911	40.956	127.1	3:53.543
3	1:52.407	29.565	42.016	40.826	126.0	5:45.950
4	1:52.156	29.519	41.357	41.280	126.2	7:38.106
5	1:50.709	29.584	40.398	40.727	127.9	9:28.815
6	1:50.597	29.436	40.419	40.742	128.0	11:19.412
7	1:50.145	29.228	40.356	40.561	128.5	13:09.557
8	1:49.843	29.173	40.019	40.651	128.9	14:59.400
9	1:50.056	29.208	40.326	40.522	128.7	16:49.456
10	1:49.679	29.230	40.035	40.414	129.1	18:39.135
11	1:50.284	29.138	40.397	40.749	128.4	20:29.419
12	1:49.888	29.461	40.026	40.401	128.8	22:19.307
13	1:51.405	29.167	41.316	40.922	127.1	24:10.712

Vlt.	Tiempo	Sector 1	Sector 2	Sector 3	Km/h	T. Sesión
14	Didac LOPEZ MOLINA					
	AUTOS ARROYO PASTRANA RACING					ESP
						YAMAHA
1	1:59.514	38.276	40.748	40.490	118.5	1:59.514
2	1:48.435	28.876	39.388	40.171	130.6	3:47.949
3	1:48.237	28.843	39.125	40.269	130.8	5:36.186
4	1:47.873	28.924	38.871	40.078	131.3	7:24.059
5	1:47.491	28.778	39.025	39.688	131.7	9:11.550
6	1:47.068	28.714	38.654	39.700	132.2	10:58.618
7	1:47.303	28.668	39.032	39.603	132.0	12:45.921
8	1:47.553	28.701	38.928	39.924	131.6	14:33.474
9	1:47.218	28.750	38.871	39.597	132.1	16:20.692
10	1:47.001	28.426	38.627	39.948	132.3	18:07.693
11	1:48.259	29.132	39.131	39.996	130.8	19:55.952
12	1:47.150	28.762	38.724	39.664	132.1	21:43.102
13	1:47.131	28.791	38.711	39.629	132.2	23:30.233
14	1:47.271	28.649	38.876	39.746	132.0	25:17.504
15	1:47.726	28.780	38.947	39.999	131.4	27:05.230


Vlt.	Tiempo	Sector 1	Sector 2	Sector 3	Km/h	T. Sesión
16	Oier CASCANTE CORRILLERO					
	AMRCOMPETICION					ESP
						KAWASAKI
1	1:55.410	36.829	38.935	39.646	122.7	1:55.410

Vlt.	Tiempo	Sector 1	Sector 2	Sector 3	Km/h	T. Sesión
2	1:46.312	28.441	38.581	39.290	133.2	3:41.722
3	1:45.491	28.415	37.998	39.078	134.2	5:27.213
4	1:45.439	27.986	37.740	39.713	134.3	7:12.652
5	1:44.814	27.951	37.934	38.929	135.1	8:57.466
6	1:45.351	28.309	37.919	39.123	134.4	10:42.817
7	1:45.351	28.145	37.974	39.232	134.4	12:28.168

Vlt.	Tiempo	Sector 1	Sector 2	Sector 3	Km/h	T. Sesión
19	Paul DUFOUR					
	JEG RACING					FRA
						YAMAHA
1	1:59.358	38.423	40.349	40.586	118.6	1:59.358
2	1:48.045	28.801	39.313	39.931	131.0	3:47.403
3	1:47.141	28.436	39.062	39.643	132.2	5:34.544
4	1:47.050	28.877	38.720	39.453	132.3	7:21.594
5	1:47.781	28.525	39.188	40.068	131.4	9:09.375
6	1:47.218	28.789	38.438	39.991	132.1	10:56.593
7	1:46.784	29.044	38.127	39.613	132.6	12:43.377
8	1:46.135	28.352	38.183	39.600	133.4	14:29.512
9	1:46.533	28.344	38.584	39.605	132.9	16:16.045
10	1:46.582	28.507	38.267	39.808	132.8	18:02.627
11	1:46.988	28.666	38.689	39.633	132.3	19:49.615
12	1:46.429	28.542	38.338	39.549	133.0	21:36.044
13	1:46.062	28.393	38.191	39.478	133.5	23:22.106
14	1:45.960	28.416	38.189	39.355	133.6	25:08.066
15	1:45.861	28.312	38.190	39.359	133.7	26:53.927

Vlt.	Tiempo	Sector 1	Sector 2	Sector 3	Km/h	T. Sesión
23	Loic ARBEL					
	TEAM MRS					FRA
						YAMAHA
1	1:53.575	35.122	38.752	39.701	124.7	1:53.575
2	1:45.746	28.393	38.192	39.161	133.9	3:39.321
3	1:45.730	28.423	38.175	39.132	133.9	5:25.051
4	1:45.832	28.508	38.125	39.199	133.8	7:10.883
5	1:45.643	28.452	38.069	39.122	134.0	8:56.526
6	1:45.649	28.428	38.073	39.148	134.0	10:42.175
7	1:46.519	28.533	38.645	39.341	132.9	12:28.694
8	1:45.719	28.427	38.036	39.256	133.9	14:14.413
9	1:45.579	28.449	38.133	38.997	134.1	15:59.992
10	1:45.488	28.459	37.905	39.124	134.2	17:45.480
11	1:45.786	28.531	38.147	39.108	133.8	19:31.266
12	1:46.620	28.742	38.621	39.257	132.8	21:17.886
13	1:45.949	28.552	38.319	39.078	133.6	23:03.835
14	1:46.041	28.828	38.220	38.993	133.5	24:49.876
15	1:45.952	28.469	38.182	39.301	133.6	26:35.828

Vlt.	Tiempo	Sector 1	Sector 2	Sector 3	Km/h	T. Sesión
27	Juan Antonio BELLVER GARCIA					
	BORJA SPORT TEAM					ESP
						KAWASAKI
1	1:54.902	35.984	39.167	39.751	123.2	1:54.902
2	1:47.428	28.704	39.104	39.620	131.8	3:42.330
3	1:47.093	28.516	38.756	39.821	132.2	5:29.423
4	1:46.534	28.478	38.510	39.546	132.9	7:15.957
5	1:46.220	28.385	38.384	39.451	133.3	9:02.177
6	1:46.211	28.402	38.412	39.397	133.3	10:48.388
7	1:46.523	28.237	38.450	39.836	132.9	12:34.911
8	1:47.150	28.901	38.710	39.539	132.1	14:22.061
9	1:46.795	28.502	38.686	39.607	132.6	16:08.856
10	1:46.702	28.525	38.581	39.596	132.7	17:55.558
11	1:47.279	28.551	38.847	39.881	132.0	19:42.837



Superstock/Open600

RFME CEV

Carrera

Vuelta a vuelta

Mejor Personal Mejor de la sesión B Cruzando la línea de meta por el pit lane.

Vlt.	Tiempo	Sector 1	Sector 2	Sector 3	Km/h	T. Sesión
12	1:47.104	28.640	38.616	39.848	132.2	21:29.941
13	1:47.281	28.602	38.918	39.761	132.0	23:17.222
14	1:47.403	28.622	38.949	39.832	131.8	25:04.625
15	1:47.622	28.825	38.779	40.018	131.6	26:52.247

34 **Xavier PINSACH CABAÑAS** ESP
ETG RACING KAWASAKI

1	1:49.559	33.314	37.600	38.645	129.2	1:49.559
2	1:43.943	28.070	37.337	38.536	136.2	3:33.502
3	1:43.638	27.848	37.318	38.472	136.6	5:17.140
4	1:43.780	27.905	37.256	38.619	136.4	7:00.920
5	1:43.462	27.761	37.246	38.455	136.9	8:44.382
6	1:43.633	27.809	37.390	38.434	136.6	10:28.015
7	1:43.284	27.763	37.249	38.272	137.1	12:11.299
8	1:43.191	27.727	37.223	38.241	137.2	13:54.490
9	1:43.360	27.703	37.322	38.335	137.0	15:37.850
10	1:43.340	27.697	37.186	38.457	137.0	17:21.190
11	1:43.423	27.782	37.240	38.401	136.9	19:04.613
12	1:43.432	27.801	37.319	38.312	136.9	20:48.045
13	1:43.724	27.804	37.503	38.417	136.5	22:31.769
14	1:44.143	27.980	37.569	38.594	136.0	24:15.912
15	1:44.886	28.035	37.901	38.950	135.0	26:00.798

37 **Augusto FERNANDEZ GUERRA** ESP
CNS MOTORSPORT YAMAHA

1	1:50.487	33.510	38.064	38.913	128.1	1:50.487
2	1:44.514	27.965	37.455	39.094	135.5	3:35.001
3	1:44.629	28.376	37.613	38.640	135.3	5:19.630
4	1:43.831	28.007	37.327	38.497	136.4	7:03.461
5	1:43.849	27.931	37.465	38.453	136.3	8:47.310
6	1:43.577	27.749	37.491	38.337	136.7	10:30.887
7	1:43.403	27.769	37.256	38.378	136.9	12:14.290
8	1:43.594	27.772	37.471	38.351	136.7	13:57.884
9	1:43.398	27.742	37.293	38.363	136.9	15:41.282
10	1:43.749	27.770	37.440	38.539	136.5	17:25.031
11	1:44.041	27.925	37.525	38.591	136.1	19:09.072
12	1:44.241	28.180	37.442	38.619	135.8	20:53.313
13	1:44.538	28.117	37.571	38.850	135.4	22:37.851
14	1:44.321	28.005	37.579	38.737	135.7	24:22.172
15	1:46.223	28.367	37.893	39.963	133.3	26:08.395

39 **Borja QUERO MARTINEZ** ESP
SAG TEAM - M.A.MOTOSPORT YAMAHA

1	1:51.875	34.181	38.526	39.168	126.6	1:51.875
2	1:45.103	28.132	38.007	38.964	134.7	3:36.978
3	1:44.519	27.931	37.822	38.766	135.5	5:21.497
4	1:44.282	27.841	37.658	38.783	135.8	7:05.779
5	1:44.013	27.917	37.488	38.608	136.1	8:49.792
6	1:43.717	27.847	37.415	38.455	136.5	10:33.509
7	1:43.523	27.680	37.441	38.402	136.8	12:17.032
8	1:43.448	27.460	37.538	38.450	136.9	14:00.480
9	1:43.432	27.611	37.409	38.412	136.9	15:43.912
10	1:46.114	27.930	38.393	39.791	133.4	17:30.026
11	1:43.865	27.528	37.499	38.838	136.3	19:13.891
12	1:44.066	27.839	37.622	38.605	136.1	20:57.957
13	1:44.153	27.770	37.589	38.794	135.9	22:42.110

14	1:43.839	27.753	37.363	38.723	136.4	24:25.949
15	1:44.733	28.475	37.650	38.608	135.2	26:10.682

43 **Jorge ARROYO CARO** ESP
AUTOS ARROYO PASTRANA RACING YAMAHA

1	1:56.241	36.690	39.899	39.652	121.8	1:56.241
---	----------	--------	--------	--------	-------	----------

44 **Daniel TORREÑO CARRASCO** ESP
TARGO BANK-PPRT SPEED MOTOS HONDA


1	2:00.052	38.539	40.809	40.704	117.9	2:00.052
2	1:48.315	29.213	39.291	39.811	130.7	3:48.367
3	1:48.086	28.993	39.102	39.991	131.0	5:36.453
4	1:47.321	28.881	38.787	39.653	131.9	7:23.774
5	1:47.223	28.757	38.881	39.585	132.1	9:10.997
6	1:46.949	28.700	38.545	39.704	132.4	10:57.946
7	1:47.893	29.037	38.790	40.066	131.2	12:45.839
8	1:48.199	28.990	39.024	40.185	130.9	14:34.038
9	1:47.730	28.816	39.106	39.808	131.4	16:21.768
10	1:47.582	29.069	38.807	39.706	131.6	18:09.350
11	1:47.558	28.735	38.712	40.111	131.6	19:56.908
12	1:47.661	28.827	39.027	39.807	131.5	21:44.569
13	1:47.588	28.828	39.068	39.692	131.6	23:32.157
14	1:48.386	29.269	38.881	40.236	130.6	25:20.543
15	1:48.294	29.335	39.093	39.866	130.7	27:08.837

45 **Christoph BEINLICH** GER
BEINLICH RACING TEAM HONDA

1	1:58.143	37.500	40.068	40.575	119.8	1:58.143
2	1:47.534	28.478	38.846	40.210	131.7	3:45.677
3	1:47.880	28.831	39.092	39.957	131.2	5:33.557
4	1:47.177	28.509	38.699	39.969	132.1	7:20.734
5	1:48.636	28.537	39.664	40.435	130.3	9:09.370
6	1:48.191	29.048	38.809	40.334	130.9	10:57.561
7	1:47.588	29.027	38.572	39.989	131.6	12:45.149
8	1:47.329	29.112	38.600	39.617	131.9	14:32.478
9	1:46.773	28.506	38.484	39.783	132.6	16:19.251
10	1:46.304	28.417	38.191	39.696	133.2	18:05.555
11	1:46.814	28.704	38.347	39.763	132.6	19:52.369
12	1:46.887	28.747	38.449	39.691	132.5	21:39.256
13	1:46.463	28.582	38.203	39.678	133.0	23:25.719
14	1:46.291	28.418	38.169	39.704	133.2	25:12.010
15	1:46.227	28.293	38.249	39.685	133.3	26:58.237

51 **Javier ORELLANA MALLOY** ESP
TACK BASOLI KAWASAKI

1	1:51.633	34.332	38.132	39.169	126.8	1:51.633
2	1:45.142	28.460	37.698	38.984	134.7	3:36.775
3	1:44.347	27.946	37.536	38.865	135.7	5:21.122
4	1:44.500	28.003	37.541	38.956	135.5	7:05.622
5	1:44.768	28.377	37.539	38.852	135.1	8:50.390
6	1:44.040	27.718	37.622	38.700	136.1	10:34.430
7	1:44.012	27.772	37.479	38.761	136.1	12:18.442
8	1:44.332	27.694	37.598	39.040	135.7	14:02.774
9	1:44.633	27.931	37.801	38.901	135.3	15:47.407
10	1:45.208	28.104	38.010	39.094	134.6	17:32.615
11	1:44.317	27.775	37.753	38.789	135.7	19:16.932



Superstock/Open600

RFME CEV

Carrera

Vuelta a vuelta

Mejor Personal Mejor de la sesión B Cruzando la línea de meta por el pit lane.

Vlt.	Tiempo	Sector 1	Sector 2	Sector 3	Km/h	T. Sesión
12	1:45.252	28.173	37.968	39.111	134.5	21:02.184
13	1:45.760	28.212	38.109	39.439	133.9	22:47.944
14	1:45.914	28.050	38.206	39.658	133.7	24:33.858
15	1:47.185	28.620	38.755	39.810	132.1	26:21.043

53 Raul NAVARRO ESCUDERO							ESP
D.C.R RACING SERVICE							YAMAHA
1	2:02.169	39.526	41.068	41.575	115.9	2:02.169	
2	1:52.709	30.130	40.653	41.926	125.6	3:54.878	
3	1:52.758	30.328	40.973	41.457	125.6	5:47.636	
4	1:53.521	30.586	40.820	42.115	124.7	7:41.157	
5	1:53.899	30.678	41.303	41.918	124.3	9:35.056	
6	1:53.891	30.769	41.058	42.064	124.3	11:28.947	
7	1:54.240	30.827	41.345	42.068	123.9	13:23.187	
8	1:54.280	31.188	40.940	42.152	123.9	15:17.467	
9	1:54.969	31.367	41.810	41.792	123.2	17:12.436	
10	1:54.406	30.971	41.543	41.892	123.8	19:06.842	
11	1:58.131	31.814	44.534	41.783	119.9	21:04.973	
12	1:53.808	30.738	41.261	41.809	124.4	22:58.781	
13	1:56.957	31.033	44.038	41.886	121.1	24:55.738	
14	1:54.051	30.675	41.458	41.918	124.1	26:49.789	

62 Francisco J. HIDALGO ALVAREZ							ESP
HIDALVA TEAM							KAWASAKI
1	1:56.324	36.354	39.820	40.150	121.7	1:56.324	
2	1:47.711	28.658	39.581	39.472	131.5	3:44.035	
3	1:48.851	30.280	39.049	39.522	130.1	5:32.886	
4	1:46.432	28.547	38.481	39.404	133.0	7:19.318	

63 Andoitz BONILLA PORRAS							ESP
DMT							YAMAHA
1	1:57.582	37.363	40.091	40.128	120.4	1:57.582	
2	1:47.697	28.575	39.136	39.986	131.5	3:45.279	
3	1:47.573	28.822	38.943	39.808	131.6	5:32.852	
4	1:48.134	28.932	38.970	40.232	130.9	7:20.986	
5	1:47.807	28.500	39.281	40.026	131.3	9:08.793	
6	1:47.616	28.775	38.944	39.897	131.6	10:56.409	
7	1:48.345	28.866	38.946	40.533	130.7	12:44.754	
8	1:47.210	28.432	38.864	39.914	132.1	14:31.964	
9	1:47.711	28.675	39.259	39.777	131.5	16:19.675	
10	1:47.691	28.551	38.968	40.172	131.5	18:07.366	
11	1:49.184	29.270	39.289	40.625	129.7	19:56.550	
12	1:47.689	28.819	39.030	39.840	131.5	21:44.239	
13	1:48.393	28.999	39.527	39.867	130.6	23:32.632	
14	1:47.949	29.027	39.095	39.827	131.2	25:20.581	
15	1:47.839	28.781	38.931	40.127	131.3	27:08.420	

64 Amaury JAKAB							BEL
JEG RACING							YAMAHA
1	1:58.886	38.083	40.344	40.459	119.1	1:58.886	
2	1:47.873	29.082	38.961	39.830	131.3	3:46.759	
3	1:47.314	28.842	38.722	39.750	131.9	5:34.073	
4	1:47.427	28.973	38.502	39.952	131.8	7:21.500	
5	1:48.304	28.928	39.042	40.334	130.7	9:09.804	
6	1:47.722	28.925	38.723	40.074	131.4	10:57.526	
7	1:47.451	28.780	38.533	40.138	131.8	12:44.977	


Vlt.	Tiempo	Sector 1	Sector 2	Sector 3	Km/h	T. Sesión
8	1:48.498	29.129	39.018	40.351	130.5	14:33.475
9	1:47.967	29.222	38.924	39.821	131.1	16:21.442
10	1:48.392	29.163	39.286	39.943	130.6	18:09.834
11	1:47.472	28.810	38.929	39.733	131.7	19:57.306
12	1:47.431	28.886	38.833	39.712	131.8	21:44.737
13	1:48.082	29.147	39.090	39.845	131.0	23:32.819
14	1:48.154	29.147	39.043	39.964	130.9	25:20.973
15	1:48.139	29.204	39.158	39.777	130.9	27:09.112

65 Carlos GARCIA BENITO							ESP
TEAM ITV OCAÑA PIT-LINE							YAMAHA
1	2:00.825	39.004	40.810	41.011	117.2	2:00.825	
2	1:47.064	30.291	38.694	...	13.8	19:07.241	
3	2:50.090	53.403	1:06.777	49.910	83.2	21:57.331	
4	3:32.808	39.527	1:40.338	1:12.943	66.5	25:30.139	
5	2:29.740	38.587	52.188	58.965	94.6	27:59.879	

67 Roman FISCHER							SUI
PINAMOTO RS							KAWASAKI
1	1:57.167	37.201	39.905	40.061	120.8	1:57.167	
2	1:47.595	28.790	38.972	39.833	131.6	3:44.762	
3	1:47.147	28.766	38.714	39.667	132.1	5:31.909	
4	1:46.726	28.618	38.540	39.568	132.7	7:18.635	
5	1:46.498	28.462	38.527	39.509	132.9	9:05.133	
6	1:46.475	28.595	38.487	39.393	133.0	10:51.608	
7	1:46.267	28.432	38.456	39.379	133.2	12:37.875	
8	1:46.583	28.592	38.609	39.382	132.8	14:24.458	
9	1:46.543	28.560	38.624	39.359	132.9	16:11.001	
10	1:46.599	28.479	38.575	39.545	132.8	17:57.600	
11	1:46.518	28.582	38.457	39.479	132.9	19:44.118	
12	1:46.743	28.505	38.850	39.388	132.6	21:30.861	
13	1:46.680	28.379	38.563	39.738	132.7	23:17.541	
14	1:47.366	28.484	39.186	39.696	131.9	25:04.907	
15	1:47.396	28.612	38.954	39.830	131.8	26:52.303	

71 Miquel PONS PAYERAS							ESP
TEAM NOBBY H43							KAWASAKI
1	1:51.096	33.628	38.246	39.222	127.4	1:51.096	
2	1:44.417	27.955	37.530	38.932	135.6	3:35.513	
3	1:44.452	27.942	37.831	38.679	135.6	5:19.965	
4	1:44.209	27.946	37.631	38.632	135.9	7:04.174	
5	1:44.048	27.730	37.508	38.810	136.1	8:48.222	
6	1:44.116	27.776	37.575	38.765	136.0	10:32.338	
7	1:44.067	27.818	37.670	38.579	136.1	12:16.405	
8	1:44.173	27.672	37.599	38.902	135.9	14:00.578	
9	1:44.123	27.813	37.563	38.747	136.0	15:44.701	
10	1:44.711	27.733	37.667	39.311	135.2	17:29.412	
11	1:44.281	27.811	37.615	38.855	135.8	19:13.693	
12	1:44.396	27.823	37.597	38.976	135.6	20:58.089	
13	1:44.741	27.798	37.708	39.235	135.2	22:42.830	
14	1:44.369	27.788	37.736	38.845	135.7	24:27.199	
15	1:44.483	27.851	37.729	38.903	135.5	26:11.682	

72 Chris LEESCH							LUX
TEAM MRS							YAMAHA
1	1:55.815	36.207	39.485	40.123	122.3	1:55.815	



Superstock/Open600

RFME CEV

Carrera

Vuelta a vuelta

Mejor Personal Mejor de la sesión B Cruzando la línea de meta por el pit lane.

Vlt.	Tiempo	Sector 1	Sector 2	Sector 3	Km/h	T. Sesión
2	1:46.721	28.351	39.023	39.347	132.7	3:42.536
3	1:46.465	28.589	38.415	39.461	133.0	5:29.001

74 Ferran CASAS PENDON							ESP
TEAM TORRENTÓ							YAMAHA
1	1:53.802	35.578	39.057	39.167	124.4	1:53.802	
2	1:45.236	28.373	37.751	39.112	134.5	3:39.038	
3	1:45.119	28.321	38.073	38.725	134.7	5:24.157	
4	1:44.993	28.217	38.075	38.701	134.9	7:09.150	
5	1:44.420	28.409	37.465	38.546	135.6	8:53.570	
6	1:44.146	28.075	37.476	38.595	136.0	10:37.716	
7	1:43.880	27.701	37.488	38.691	136.3	12:21.596	
8	1:44.286	27.901	37.581	38.804	135.8	14:05.882	
9	1:44.418	27.955	37.653	38.810	135.6	15:50.300	
10	1:44.327	27.910	37.684	38.733	135.7	17:34.627	
11	1:43.986	27.787	37.557	38.642	136.2	19:18.613	
12	1:44.590	28.035	37.710	38.845	135.4	21:03.203	
13	1:44.567	27.788	37.743	39.036	135.4	22:47.770	
14	1:44.068	27.976	37.432	38.660	136.1	24:31.838	
15	1:44.034	27.819	37.555	38.660	136.1	26:15.872	


76 Diego PEREZ ZUASTI							ESP
MDR COMPETICION							YAMAHA
1	1:50.763	33.973	38.076	38.714	127.8	1:50.763	
2	1:44.169	27.942	37.462	38.765	135.9	3:34.932	
3	1:44.238	28.043	37.595	38.600	135.8	5:19.170	
4	1:44.024	27.973	37.476	38.575	136.1	7:03.194	
5	1:44.137	27.876	37.409	38.852	136.0	8:47.331	
6	1:43.920	27.855	37.618	38.447	136.2	10:31.251	
7	1:43.899	27.887	37.476	38.536	136.3	12:15.150	
8	1:44.135	27.946	37.637	38.552	136.0	13:59.285	
9	1:44.295	27.977	37.661	38.657	135.8	15:43.580	
10	1:45.070	28.096	37.941	39.033	134.8	17:28.650	
11	1:44.241	27.960	37.741	38.540	135.8	19:12.891	
12	1:44.358	28.008	37.800	38.550	135.7	20:57.249	
13	1:44.491	28.167	37.623	38.701	135.5	22:41.740	
14	1:44.496	28.245	37.688	38.563	135.5	24:26.236	
15	1:44.097	28.038	37.535	38.524	136.0	26:10.333	

79 Aitor GARCIA CARRERO							ESP
DOSANMOTOR PRORACING							YAMAHA
1	1:56.633	37.075	39.819	39.739	121.4	1:56.633	
2	1:46.979	28.642	38.754	39.583	132.4	3:43.612	
3	1:46.374	28.305	38.576	39.493	133.1	5:29.986	
4	1:46.426	28.414	38.506	39.506	133.0	7:16.412	
5	1:46.307	28.331	38.576	39.400	133.2	9:02.719	
6	1:46.020	28.382	38.288	39.350	133.5	10:48.739	
7	1:46.054	28.337	38.419	39.298	133.5	12:34.793	
8	1:45.957	28.137	38.340	39.480	133.6	14:20.750	
9	1:46.518	28.560	38.605	39.353	132.9	16:07.268	
10	1:46.504	28.475	38.579	39.450	132.9	17:53.772	
11	1:46.781	28.545	38.703	39.533	132.6	19:40.553	
12	1:47.712	28.760	39.202	39.750	131.5	21:28.265	
13	1:47.769	28.895	38.923	39.951	131.4	23:16.034	
14	1:47.770	29.109	38.842	39.819	131.4	25:03.804	
15	1:46.876	28.534	38.617	39.725	132.5	26:50.680	

80 Felix PERIANE JIMENEZ							ESP
PROJECT RACING							HONDA
1	2:01.275	39.443	40.817	41.015	116.7	2:01.275	
2	1:49.934	29.547	39.485	40.902	128.8	3:51.209	
3	1:49.765	29.752	39.481	40.532	129.0	5:40.974	
4	1:50.618	29.562	39.413	41.643	128.0	7:31.592	
5	1:51.135	30.026	40.383	40.726	127.4	9:22.727	
6	1:50.676	29.645	40.073	40.958	127.9	11:13.403	
7	1:50.541	29.660	39.863	41.018	128.1	13:03.944	
8	1:49.031	29.305	39.338	40.388	129.9	14:52.975	
9	1:50.197	29.667	39.697	40.833	128.5	16:43.172	
10	1:50.426	29.470	39.706	41.250	128.2	18:33.598	
11	1:49.745	29.550	39.523	40.672	129.0	20:23.343	
12	1:50.480	29.597	39.954	40.929	128.2	22:13.823	
13	1:49.906	29.527	39.553	40.826	128.8	24:03.729	
14	1:50.479	29.404	39.950	41.125	128.2	25:54.208	
15	1:51.988	29.714	40.523	41.751	126.4	27:46.196	

81 Pau TORTOSA NAVALON							ESP
FAU55RACING							YAMAHA
1	1:55.048	35.710	39.707	39.631	123.1	1:55.048	
2	1:46.376	28.663	38.511	39.202	133.1	3:41.424	
3	1:46.150	28.367	38.336	39.447	133.4	5:27.574	
4	1:46.070	28.470	38.384	39.216	133.5	7:13.644	
5	1:46.477	28.654	38.433	39.390	133.0	9:00.121	
6	1:46.883	28.746	38.738	39.399	132.5	10:47.004	
7	1:46.825	28.749	38.574	39.502	132.5	12:33.829	
8	1:46.616	28.541	38.448	39.627	132.8	14:20.445	
9	1:47.490	28.670	39.134	39.686	131.7	16:07.935	
10	1:46.997	28.610	38.640	39.747	132.3	17:54.932	
11	1:46.913	28.767	38.725	39.421	132.4	19:41.845	
12	1:46.876	28.662	38.609	39.605	132.5	21:28.721	
13	1:47.395	28.672	39.005	39.718	131.8	23:16.116	
14	1:48.136	29.163	39.122	39.851	130.9	25:04.252	
15	1:47.364	28.866	38.799	39.699	131.9	26:51.616	

82 Elena ROSELL ARAGON							ESP
KAWASAKI PALMETO PL RACING TEAM							KAWASAKI
1	1:53.286	34.813	38.601	39.872	125.0	1:53.286	
2	1:46.120	28.466	38.012	39.642	133.4	3:39.406	
3	1:46.250	28.589	38.367	39.294	133.3	5:25.656	
4	1:45.731	28.084	38.370	39.277	133.9	7:11.387	
5	1:45.756	28.107	38.251	39.398	133.9	8:57.143	
6	1:45.459	28.018	38.251	39.190	134.3	10:42.602	
7	1:46.716	28.228	39.105	39.383	132.7	12:29.318	
8	1:45.944	28.137	38.289	39.518	133.6	14:15.262	
9	1:45.228	28.038	38.050	39.140	134.6	16:00.490	
10	1:46.008	28.251	38.314	39.443	133.6	17:46.498	
11	1:45.957	28.275	38.371	39.311	133.6	19:32.455	
12	1:46.193	28.662	38.301	39.230	133.3	21:18.648	
13	1:45.780	28.176	38.344	39.260	133.9	23:04.428	
14	1:46.237	28.489	38.506	39.242	133.3	24:50.665	
15	1:45.687	28.116	38.385	39.186	134.0	26:36.352	



Superstock/Open600


RFME CEV

Carrera

Vuelta a vuelta


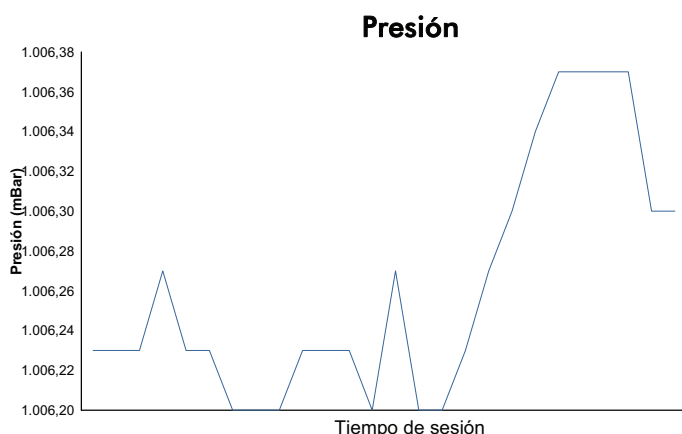
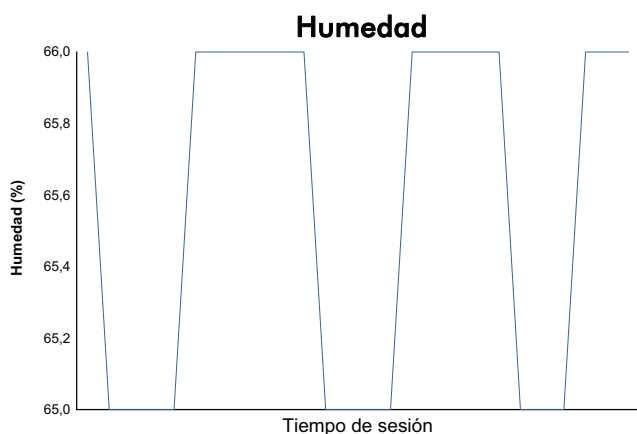
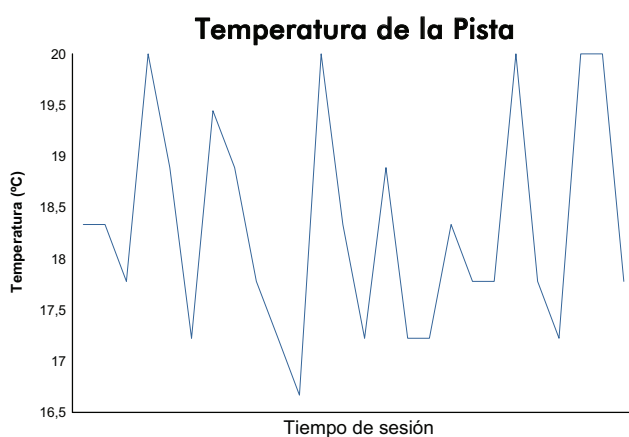
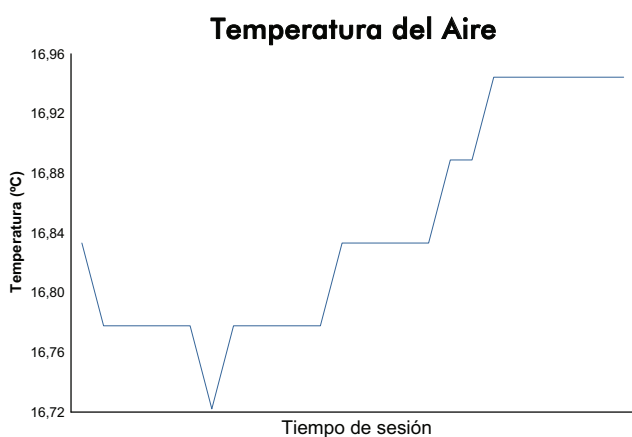
Mejor Personal Mejor de la sesión B Cruzando la línea de meta por el pit lane.

Vlt.	Tiempo	Sector 1	Sector 2	Sector 3	Km/h	T. Sesión	Vlt.	Tiempo	Sector 1	Sector 2	Sector 3	Km/h	T. Sesión		
85	Pedro Nuno ROMERO						POR	95	Miguel GARCIA GUTIERREZ						ESP
	TEAM TARGET / FMP / UNIXIRA						YAMAHA		JGC TEAM						YAMAHA
1	1:54.200	35.860	39.068	39.272	124.0	1:54.200	1	1:58.504	37.740	40.465	40.299	119.5	1:58.504		
2	1:45.411	28.211	38.147	39.053	134.3	3:39.611	2	1:47.548	28.960	38.865	39.723	131.7	3:46.052		
3	1:46.394	28.454	38.755	39.185	133.1	5:26.005	3	1:47.717	28.856	39.002	39.859	131.4	5:33.769		
4	1:45.789	28.169	38.196	39.424	133.8	7:11.794	4	1:47.412	28.957	38.501	39.954	131.8	7:21.181		
5	1:45.669	28.149	38.023	39.497	134.0	8:57.463	5	1:47.866	28.682	39.312	39.872	131.3	9:09.047		
6	1:45.392	28.015	38.174	39.203	134.3	10:42.855	6	1:47.645	28.829	39.163	39.653	131.5	10:56.692		
7	1:45.479	28.182	38.120	39.177	134.2	12:28.334	7	1:47.260	29.137	38.730	39.393	132.0	12:43.952		
8	1:45.758	28.180	38.453	39.125	133.9	14:14.092	8	1:46.262	28.534	38.166	39.562	133.2	14:30.214		
9	1:45.703	28.262	38.136	39.305	133.9	15:59.795	9	1:46.407	28.779	38.165	39.463	133.1	16:16.621		
10	1:45.845	28.780	38.198	38.867	133.8	17:45.640	10	1:46.107	28.522	38.221	39.364	133.4	18:02.728		
11	1:45.819	28.241	38.588	38.990	133.8	19:31.459	11	1:47.112	28.823	38.849	39.440	132.2	19:49.840		
12	1:46.525	28.416	38.958	39.151	132.9	21:17.984	12	1:46.732	28.695	38.513	39.524	132.7	21:36.572		
13	1:45.970	28.522	38.462	38.986	133.6	23:03.954	13	1:46.864	28.792	38.538	39.534	132.5	23:23.436		
14	1:46.049	28.816	38.355	38.878	133.5	24:50.003	14	1:46.762	28.912	38.392	39.458	132.6	25:10.198		
15	1:45.909	28.419	38.177	39.313	133.7	26:35.912	15	1:46.902	28.783	38.541	39.578	132.4	26:57.100		
89	Christian PALOMARES VILAR						ESP								
	AUTOS ARROYO PASTRANA RACING						YAMAHA								
1	1:53.316	35.279	38.298	39.739	124.9	1:53.316									
2	1:44.999	28.264	37.613	39.122	134.8	3:38.315									
3	1:45.787	29.171	37.639	38.977	133.8	5:24.102									
4	1:45.048	28.388	37.679	38.981	134.8	7:09.150									
5	1:44.291	27.925	37.538	38.828	135.8	8:53.441									
6	1:43.773	27.785	37.297	38.691	136.4	10:37.214									
7	1:43.598	27.798	37.195	38.605	136.7	12:20.812									
8	1:43.350	27.499	37.172	38.679	137.0	14:04.162									
9	1:43.541	27.564	37.330	38.647	136.7	15:47.703									
10	1:43.990	27.892	37.472	38.626	136.2	17:31.693									
11	1:43.325	27.415	37.231	38.679	137.0	19:15.018									
12	1:43.527	27.486	37.400	38.641	136.8	20:58.545									
13	1:44.134	27.481	37.750	38.903	136.0	22:42.679									
14	1:44.167	27.572	37.708	38.887	135.9	24:26.846									
15	1:44.350	27.711	37.630	39.009	135.7	26:11.196									
91	Aleix AULESTIA DALMASES						ESP								
	TEAM TORRENTÓ						YAMAHA								
1	1:53.714	35.500	38.745	39.469	124.5	1:53.714									
2	1:46.446	28.579	38.600	39.267	133.0	3:40.160									
3	1:45.731	28.347	38.123	39.261	133.9	5:25.891									
4	1:46.141	28.196	38.545	39.400	133.4	7:12.032									
5	1:46.090	28.375	38.578	39.137	133.5	8:58.122									
6	1:45.271	28.295	38.017	38.959	134.5	10:43.393									
7	1:45.917	28.073	38.681	39.163	133.7	12:29.310									
8	1:46.298	28.406	38.176	39.716	133.2	14:15.608									
9	1:45.165	28.218	37.927	39.020	134.6	16:00.773									
10	1:45.864	28.229	38.252	39.383	133.7	17:46.637									
11	1:45.772	28.367	38.324	39.081	133.9	19:32.409									
12	1:47.649	30.238	38.313	39.098	131.5	21:20.058									
13	1:45.301	28.297	38.140	38.864	134.5	23:05.359									
14	1:45.553	28.226	38.139	39.188	134.1	24:50.912									
15	1:45.889	28.110	38.389	39.390	133.7	26:36.801									



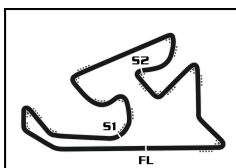
RFME CEV
Superstock/Open600
Carrera

Informe meteorológico



Estado de la pista:

SECO



CIRCUITO DE NAVARRA 3.933 m.

Superstock/Open600

RFME CEV

Carrera

Clasificación por clase


Nº	Piloto	Nac	Equipo	Moto	Vlts.	Tiempo	Diff.	Km/h	Mejor Vuelta		
									Vlt.	Tiempo	Km/h
Open											
1	76 Diego PEREZ ZUASTI	ESP	MDR COMPETICION	YAMAHA	15	26:10.333		135.2	7	1:43.899	136.3
2	95 Miguel GARCIA GUTIERREZ	ESP	JGC TEAM	YAMAHA	15	26:57.100	+46.767	131.3	10	1:46.107	133.4
3	12 Rogelio LORENTE CALLE	ESP	TST RACING	HONDA	15	26:58.151	+47.818	131.2	14	1:45.764	133.9
4	44 Daniel TORRENO CARRASCO	ESP	TARGO BANK-PPRT SPEED MOTOS	HONDA	15	27:08.837	+58.504	130.4	6	1:46.949	132.4
5	80 Felix PERIANE JIMENEZ	ESP	PROJECT RACING	HONDA	15	27:46.196	+1'35.863	127.5	8	1:49.031	129.9
6	53 Raul NAVARRO ESCUDERO	ESP	D.C.R RACING SERVICE	YAMAHA	14	26:49.789	1 Laps	123.1	2	1:52.709	125.6
No clasificados:											
13	Cristobal TEJERO GARCIA	ESP		YAMAHA	13	24:10.712		126.9	10	1:49.679	129.1
65	Carlos GARCIA BENITO	ESP	TEAM ITV OCAÑA PIT-LINE	YAMAHA	5	27:59.879	10 Laps	42.1	5	2:29.740	94.6
43	Jorge ARROYO CARO	ESP	AUTOS ARROYO PASTRANA RACING	YAMAHA	1	1:56.241	14 Laps	121.8			
No salidos											
46	Francisca RUIZ VIDAL	ESP	CHAMPI WOMEN RACING TEAM	YAMAHA				15 Laps	0.0		
94	Corantin PEROLARI	FRA	MRS	YAMAHA				15 Laps	0.0		
Stick											
1	34 Xavier PINSACH CABAÑAS	ESP	ETG RACING	KAWASAKI	15	26:00.798		136.1	8	1:43.191	137.2
2	37 Augusto FERNANDEZ GUERRA	ESP	CNS MOTORSPORT	YAMAHA	15	26:08.395	+7.597	135.4	9	1:43.398	136.9
3	39 Borja QUERO MARTINEZ	ESP	SAG TEAM - M.A.MOTOSPORT	YAMAHA	15	26:10.682	+9.884	135.2	9	1:43.432	136.9
4	89 Christian PALOMARES VILAR	ESP	AUTOS ARROYO PASTRANA RACING	YAMAHA	15	26:11.196	+10.398	135.2	11	1:43.325	137.0
5	71 Miquel PONS PAYERAS	ESP	TEAM NOBBY H43	KAWASAKI	15	26:11.682	+10.884	135.1	5	1:44.048	136.1
6	74 Ferran CASAS PENDON	ESP	TEAM TORRENTÓ	YAMAHA	15	26:15.872	+15.074	134.8	7	1:43.880	136.3
7	51 Javier ORELLANA MALLOY	ESP	TACK BASOLI	KAWASAKI	15	26:21.043	+20.245	134.3	7	1:44.012	136.1
8	23 Loic ARBEL	FRA	TEAM MRS	YAMAHA	15	26:35.828	+35.030	133.1	10	1:45.488	134.2
9	85 Pedro Nuno ROMERO	POR	TEAM TARGET / FMP / UNIXIRA	YAMAHA	15	26:35.912	+35.114	133.1	6	1:45.392	134.3
10	82 Elena ROSELL ARAGON	ESP	KAWASAKI PALMETO PL RACING TEAM	KAWASAKI	15	26:36.352	+35.554	133.0	9	1:45.228	134.6
11	91 Aleix AULESTIA DALMASES	ESP	TEAM TORRENTÓ	YAMAHA	15	26:36.801	+36.003	133.0	9	1:45.165	134.6
12	79 Aitor GARCIA CARRERO	ESP	DOSANMOTOR PRORACING	YAMAHA	15	26:50.680	+49.882	131.9	8	1:45.957	133.6
13	81 Pau TORTOSA NAVALON	ESP	FAU55RACING	YAMAHA	15	26:51.616	+50.818	131.8	4	1:46.070	133.5
14	27 Juan Antonio BELLVER GARCIA	ESP	BORJA SPORT TEAM	KAWASAKI	15	26:52.247	+51.449	131.7	6	1:46.211	133.3
15	67 Roman FISCHER	SUI	PINAMOTO RS	KAWASAKI	15	26:52.303	+51.505	131.7	7	1:46.267	133.2
16	19 Paul DUFOUR	FRA	JEG RACING	YAMAHA	15	26:53.927	+53.129	131.6	15	1:45.861	133.7
17	45 Christoph BEINLICH	GER	BEINLICH RACING TEAM	HONDA	15	26:58.237	+57.439	131.2	15	1:46.227	133.3
18	14 Didac LOPEZ MOLINA	ESP	AUTOS ARROYO PASTRANA RACING	YAMAHA	15	27:05.230	+1'04.432	130.7	10	1:47.001	132.3
19	63 Andoitz BONILLA PORRAS	ESP	DMT	YAMAHA	15	27:08.420	+1'07.622	130.4	8	1:47.210	132.1
20	64 Amaury JAKAB	BEL	JEG RACING	YAMAHA	15	27:09.112	+1'08.314	130.4	3	1:47.314	131.9
No clasificados:											
16	Oier CASCANTE CORRILLERO	ESP	AMRCOMPETICION	KAWASAKI	7	12:28.168	8 Laps	132.5	5	1:44.814	135.1
62	Francisco J. HIDALGO ALYAREZ	ESP	HIDALVA TEAM	KAWASAKI	4	7:19.318	11 Laps	128.9	4	1:46.432	133.0
72	Chris LEESCH	LUX	TEAM MRS	YAMAHA	3	5:29.001	12 Laps	129.1	3	1:46.465	133.0
No salidos											
57	Sergio D. PASTRANA RECAMALES	ESP	AUTOS ARROYO PASTRANA RACING	YAMAHA				15 Laps	0.0		
98	Alan MALO GONZALEZ	ESP						15 Laps	0.0		

Hora publicación:

Estado de pista:

SECO

Director de carrera:	Cronometrador:
----------------------	----------------



Superstock/Open600

RFME CEV

Carrera

Clasificación por grupo

Nº	Piloto	Nac	Equipo	Moto	Vlts.	Tiempo	Diff.	Km/h	Mejor Vuelta			
									Vlt.	Tiempo	Km/h	
Master												
1	53 Raul NAVARRO ESCUDERO	ESP	D.C.R RACING SERVICE	YAMAHA	14	26:49.789		123.1	2	1:52.709	125.6	
No clasificados:												
43	Jorge ARROYO CARO	ESP	AUTOS ARROYO PASTRANA RACING	YAMAHA	1	1:56.241	13 Laps	121.8				
Sub21												
1	34 Xavier PINSACH CABAÑAS	ESP	ETG RACING	KAWASAKI	15	26:00.798		136.1	8	1:43.191	137.2	
2	37 Augusto FERNANDEZ GUERRA	ESP	CNS MOTORSPORT	YAMAHA	15	26:08.395	+7.597	135.4	9	1:43.398	136.9	
3	39 Borja QUERO MARTINEZ	ESP	SAG TEAM - M.A.MOTOSPORT	YAMAHA	15	26:10.682	+9.884	135.2	9	1:43.432	136.9	
4	89 Christian PALOMARES VILAR	ESP	AUTOS ARROYO PASTRANA RACING	YAMAHA	15	26:11.196	+10.398	135.2	11	1:43.325	137.0	
5	71 Miquel PONS PAYERAS	ESP	TEAM NOBBY H43	KAWASAKI	15	26:11.682	+10.884	135.1	5	1:44.048	136.1	
6	51 Javier ORELLANA MALLOY	ESP	TACK BASOLI	KAWASAKI	15	26:21.043	+20.245	134.3	7	1:44.012	136.1	
7	23 Loic ARBEL	FRA	TEAM MRS	YAMAHA	15	26:35.828	+35.030	133.1	10	1:45.488	134.2	
8	85 Pedro Nuno ROMERO	POR	TEAM TARGET / FMP / UNIXIRA	YAMAHA	15	26:35.912	+35.114	133.1	6	1:45.392	134.3	
9	27 Juan Antonio BELLVER GARCIA	ESP	BORJA SPORT TEAM	KAWASAKI	15	26:52.247	+51.449	131.7	6	1:46.211	133.3	
10	67 Roman FISCHER	SUI	PINAMOTO RS	KAWASAKI	15	26:52.303	+51.505	131.7	7	1:46.267	133.2	
11	19 Paul DUFOUR	FRA	JEG RACING	YAMAHA	15	26:53.927	+53.129	131.6	15	1:45.861	133.7	
12	45 Christoph BEINLICH	GER	BEINLICH RACING TEAM	HONDA	15	26:58.237	+57.439	131.2	15	1:46.227	133.3	
13	63 Andoitz BONILLA PORRAS	ESP	DMT	YAMAHA	15	27:08.420	+107.622	130.4	8	1:47.210	132.1	
14	64 Amaury JAKAB	BEL	JEG RACING	YAMAHA	15	27:09.112	+108.314	130.4	3	1:47.314	131.9	
No clasificados:												
16	Oier CASCANTE CORRILLERO	ESP	AMRCOMPETICION	KAWASAKI	7	12:28.168	8 Laps	132.5	5	1:44.814	135.1	
72	Chris LEESCH	LUX	TEAM MRS	YAMAHA	3	5:29.001	12 Laps	129.1	3	1:46.465	133.0	
No salidos												
98	Alan MALO GONZALEZ	ESP					15 Laps	0.0				

Hora publicación:

Estado de pista: **SECO**

Director de carrera:	Cronometrador:
----------------------	----------------