

Premoto3  
RFME CEV  
Warm UP

CIRCUITO DE NAVARRA 3.933 m.

Clasificación

Nº	Piloto	Nac	Equipo	Moto	Neumaticos	Tiempo	Vlt.	Total	Dif.	Km/h
1	7 Barry BALTUS	BEL	AJO MOTORSPORT ACADEMY	BEON	DUNLOP	1:54.352	4	4	-	123.8
2	5 Francesc PEREZ CASAS	ESP	ETG RACING	BEON	DUNLOP	1:55.843	4	5	+1.491	122.2
3	25 Andy VERDOIA	FRA	ETG RACING	BEON	DUNLOP	1:56.450	5	5	+2.098	121.6
4	26 Miguel PARRA MARTINEZ	ESP	SCHOOL TEAM ESTRELLA GALICIA 0,0	BEON	DUNLOP	1:56.497	5	5	+2.145	121.5
5	46 David SALVADOR GOMEZ	ESP	CUNA DE CAMPEONES	MIR RACING	DUNLOP	1:56.504	4	5	+2.152	121.5
6	67 Alberto SURRA	ITA	VL TEAM	SPEEDUP	DUNLOP	1:56.657	5	5	+2.305	121.4
7	28 Alvaro DIAZ CEBRIAN	ESP	MRW-ASPAR TEAM	BEON	DUNLOP	1:56.750	5	5	+2.398	121.3
8	19 Victor RODRIGUEZ NUÑEZ	ESP	HALCOURIER MS RACING	BEON	DUNLOP	1:56.974	5	5	+2.622	121.0
9	77 Andreas Adolfo PEREZ MANRESA	ESP	PROCERCASA - 42 MOTORSPORT	BEON	DUNLOP	1:57.122	3	4	+2.770	120.9
10	11 Sergio GARCIA DOLS	ESP	SCHOOL TEAM ESTRELLA GALICIA 0,0	BEON	DUNLOP	1:57.300	4	4	+2.948	120.7
11	76 Julian GIRAL ROMERO	ESP	CNS MOTORSPORT	BEON	DUNLOP	1:57.335	4	5	+2.983	120.7
12	53 Brian David HART	BRA	SCHOOL TEAM ESTRELLA GALICIA 0,0	BEON	DUNLOP	1:57.727	5	5	+3.375	120.3
13	43 Xavier ARTIGAS LOPEZ	ESP	TONI ELIAS RACING	ELIAS	DUNLOP	1:57.823	5	5	+3.471	120.2
14	87 Faustino CAÑERO CARRASCO	ESP	CUNA DE CAMPEONES	MIR RACING	DUNLOP	1:57.929	4	4	+3.577	120.1
15	55 Alex TOLEDO ROMERO	ESP	CUNA DE CAMPEONES	MIR RACING	DUNLOP	1:58.027	5	5	+3.675	120.0
16	45 Clement ROUGE	FRA	TEAM C-RACER	MORIWAKI	DUNLOP	1:58.128	3	4	+3.776	119.9
17	35 Joshua BAUER	GER	SCHOOL TEAM ESTRELLA GALICIA 0,0	BEON	DUNLOP	1:58.346	5	5	+3.994	119.6
18	61 Iker GARCIA ABELLA	ESP	AVINTIA JUNIOR	BEON	DUNLOP	1:58.362	5	5	+4.010	119.6
19	57 Kenny KOSKINEN	FIN	KALLIO RACING	BEON	DUNLOP	1:58.446	5	5	+4.094	119.5
20	18 Manuel GONZALEZ SIMON	ESP	HALCOURIER EME-T	BEON	DUNLOP	2:00.042	2	4	+5.690	117.9
21	10 Adam IÑIGUEZ GUZMAN	ESP	CUNA DE CAMPEONES	MIR RACING	DUNLOP	2:00.476	3	3	+6.124	117.5
22	44 Mikel MATA SABATEL	ESP	AMRCOMPETICION	BEON	DUNLOP	2:00.659	5	5	+6.307	117.3
23	4 Adrian CARRASCO ALBA	ESP	CUNA CAMPEONES	MIR RACING	DUNLOP	2:00.791	2	2	+6.439	117.2
24	91 Aitor ANDUJAR MELQUIADES	ESP	TEAM TUTI'S JEREZ RACING	MORIWAKI	DUNLOP	2:01.575	2	4	+7.223	116.5
25	70 Alvaro DIEZ RODRIGUEZ	ESP	TEAM IGAX	BEON	DUNLOP	2:03.815	3	3	+9.463	114.4
26	14 Maria BELLOT BERNABE	ESP	GASSSSCHOOL	BEON	DUNLOP	2:05.209	5	5	+10.857	113.1
27	95 Troy BUDE	GER	BEINLICH RACING TEAM	MORIWAKI	DUNLOP	2:05.450	2	2	+11.098	112.9
28	30 Bruna Filipa JACINTO LOPES	POR	EUROTRADISRACING TEAM/ FMP	TPR	DUNLOP	2:13.906	4	4	+19.554	105.7
29	58 Iñigo IGLESIAS BRAVO	ESP	IMC TEAM	BEON	DUNLOP			1		

Vuelta Rápida

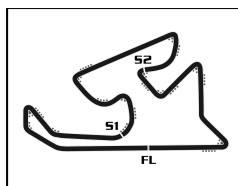
Vlt. 4	Barry BALTUS	1:54.352	123.8 Kph
--------	--------------	----------	-----------

Hora de publicación: .....

Estado de la pista:

**SECO**

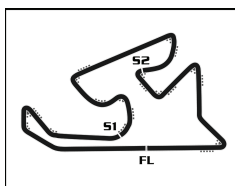
Director de carrera:	Cronometrador:
----------------------	----------------



Premoto3  
RFME CEV  
Warm UP

CIRCUITO DE NAVARRA 3.933 m. Mejores tiempos de sector

SECTOR 1			SECTOR 2		SECTOR 3				Vuelta Ideal	Mejor Vuelta
Pos	Piloto	Tiempo	Piloto	Tiempo	Piloto	Tiempo	Pos	Piloto		
1	7 B.BALTUS	30.825	7 B.BALTUS	40.544	5 F.PEREZ CASAS	42.964	1	7 B.BALTUS	1:54.352	1:54.352 (1)
2	46 D.SALVADOR GOMEZ	31.164	5 F.PEREZ CASAS	41.390	7 B.BALTUS	42.983	2	5 F.PEREZ CASAS	1:55.822	1:55.843 (2)
3	67 A.SURRA	31.222	11 S.GARCIA DOLS	41.430	25 A.VERDOIA	43.281	3	46 D.SALVADOR GOMEZ	1:56.421	1:56.504 (5)
4	26 M.PARRA MARTINEZ	31.371	26 M.PARRA MARTINEZ	41.496	67 A.SURRA	43.384	4	25 A.VERDOIA	1:56.450	1:56.450 (3)
5	19 V.RODRIGUEZ NUÑEZ	31.385	25 A.VERDOIA	41.502	46 D.SALVADOR GOMEZ	43.391	5	26 M.PARRA MARTINEZ	1:56.497	1:56.497 (4)
6	28 A.DIAZ CEBRIAN	31.461	76 J.GIRAL ROMERO	41.579	28 A.DIAZ CEBRIAN	43.447	6	28 A.DIAZ CEBRIAN	1:56.629	1:56.750 (7)
7	5 F.PEREZ CASAS	31.468	77 A.PEREZ MANRESA	41.662	76 J.GIRAL ROMERO	43.525	7	67 A.SURRA	1:56.657	1:56.657 (6)
8	25 A.VERDOIA	31.667	19 V.RODRIGUEZ NUÑEZ	41.720	11 S.GARCIA DOLS	43.535	8	19 V.RODRIGUEZ NUÑEZ	1:56.700	1:56.974 (8)
9	53 B.HART	31.753	28 A.DIAZ CEBRIAN	41.721	45 C.ROUGE	43.559	9	76 J.GIRAL ROMERO	1:56.930	1:57.335 (11)
10	77 A.PEREZ MANRESA	31.761	46 D.SALVADOR GOMEZ	41.866	53 B.HART	43.584	10	77 A.PEREZ MANRESA	1:57.035	1:57.122 (9)
11	76 J.GIRAL ROMERO	31.826	87 F.CAÑERO CARRASCO	41.975	19 V.RODRIGUEZ NUÑEZ	43.595	11	11 S.GARCIA DOLS	1:57.300	1:57.300 (10)
12	55 A.TOLEDO ROMERO	31.895	61 I.GARCIA ABELLA	42.003	77 A.PEREZ MANRESA	43.612	12	53 B.HART	1:57.437	1:57.727 (12)
13	35 J.BAUER	31.904	67 A.SURRA	42.051	26 M.PARRA MARTINEZ	43.630	13	43 X.ARTIGAS LOPEZ	1:57.823	1:57.823 (13)
14	45 C.ROUGE	31.950	43 X.ARTIGAS LOPEZ	42.058	61 I.GARCIA ABELLA	43.739	14	87 F.CAÑERO CARRASCO	1:57.929	1:57.929 (14)
15	43 X.ARTIGAS LOPEZ	31.973	53 B.HART	42.100	87 F.CAÑERO CARRASCO	43.767	15	55 A.TOLEDO ROMERO	1:57.986	1:58.027 (15)
16	87 F.CAÑERO CARRASCO	32.187	55 A.TOLEDO ROMERO	42.140	43 X.ARTIGAS LOPEZ	43.792	16	45 C.ROUGE	1:57.998	1:58.128 (16)
17	18 M.GONZALEZ SIMON	32.201	57 K.KOSKINEN	42.288	57 K.KOSKINEN	43.915	17	35 J.BAUER	1:58.346	1:58.346 (17)
18	4 A.CARRASCO ALBA	32.239	35 J.BAUER	42.402	55 A.TOLEDO ROMERO	43.951	18	61 I.GARCIA ABELLA	1:58.358	1:58.362 (18)
19	57 K.KOSKINEN	32.243	45 C.ROUGE	42.489	35 J.BAUER	44.040	19	57 K.KOSKINEN	1:58.446	1:58.446 (19)
20	11 S.GARCIA DOLS	32.335	18 M.GONZALEZ SIMON	42.551	91 A.ANDUJAR MELQUIADES	44.173	20	18 M.GONZALEZ SIMON	1:59.450	2:00.042 (20)
21	61 I.GARCIA ABELLA	32.616	91 A.ANDUJAR MELQUIADES	42.659	44 M.MATA SABATEL	44.670	21	44 M.MATA SABATEL	2:00.159	2:00.659 (22)
22	10 A.IÑIGUEZ GUZMAN	32.705	44 M.MATA SABATEL	42.774	18 M.GONZALEZ SIMON	44.698	22	91 A.ANDUJAR MELQUIADES	2:00.268	2:01.575 (24)
23	44 M.MATA SABATEL	32.715	10 A.IÑIGUEZ GUZMAN	43.056	10 A.IÑIGUEZ GUZMAN	44.715	23	10 A.IÑIGUEZ GUZMAN	2:00.476	2:00.476 (21)
24	91 A.ANDUJAR MELQUIADES	33.436	4 A.CARRASCO ALBA	43.660	4 A.CARRASCO ALBA	44.892	24	4 A.CARRASCO ALBA	2:00.791	2:00.791 (23)
25	70 A.DIEZ RODRIGUEZ	33.738	70 A.DIEZ RODRIGUEZ	44.414	70 A.DIEZ RODRIGUEZ	45.663	25	70 A.DIEZ RODRIGUEZ	2:03.815	2:03.815 (25)
26	14 M.BELLOT BERNABE	34.121	14 M.BELLOT BERNABE	44.464	95 T.BUDE	46.383	26	14 M.BELLOT BERNABE	2:05.209	2:05.209 (26)
27	95 T.BUDE	34.364	95 T.BUDE	44.703	14 M.BELLOT BERNABE	46.624	27	95 T.BUDE	2:05.450	2:05.450 (27)
28	30 B.JACINTO LOPES	36.110	30 B.JACINTO LOPES	48.669	30 B.JACINTO LOPES	49.127	28	30 B.JACINTO LOPES	2:13.906	2:13.906 (28)
29	58 I.IGLESIAS BRAVO	39.044	58 I.IGLESIAS BRAVO	50.484	58 I.IGLESIAS BRAVO	50.287	29	58 I.IGLESIAS BRAVO	2:19.815	



CIRCUITO DE NAVARRA 3.933 m.

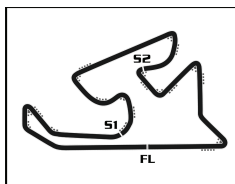
### Premoto3

RFME CEV

Después de Warm UP

Velocidad máxima del evento

Piloto	Equipo	Moto	V. Max	Vlt.	Sesión	
46	David SALVADOR GOMEZ	CUNA DE CAMPEONES	MIR RACING	203.4	3	Warm UP
45	Clement ROUGE	TEAM C-RACER	MORIWAKI	202.6	8	Carrera 1
76	Julian GIRAL ROMERO	CNS MOTORSPORT	BEON	201.5	5	Warm UP
67	Alberto SURRA	VL TEAM	SPEEDUP	201.1	5	Warm UP
43	Xavier ARTIGAS LOPEZ	TONI ELIAS RACING	ELIAS	200.7	4	Warm UP
18	Manuel GONZALEZ SIMON	HALCOURIER EME-T		200.4	4	Carrera 1
26	Miguel PARRA MARTINEZ	SCHOOL TEAM ESTRELLA GALICIA 0,0	BEON	199.6	3	Warm UP
35	Joshua BAUER	SCHOOL TEAM ESTRELLA GALICIA 0,0	BEON	199.6	3	Warm UP
55	Alex TOLEDO ROMERO	CUNA DE CAMPEONES	MIR RACING	198.5	5	Carrera 1
19	Victor RODRIGUEZ NUÑEZ	HALCOURIER MS RACING		197.4	5	Warm UP
44	Mikel MATA SABATEL	AMRCOMPETICION	BEON	197.4	2	Carrera 1
7	Barry BALTUS	AJO MOTORSPORT ACADEMY	BEON	197.4	2	Warm UP
11	Sergio GARCIA DOLS	SCHOOL TEAM ESTRELLA GALICIA 0,0	BEON	197.1	2	Carrera 1
53	Brian David HART	SCHOOL TEAM ESTRELLA GALICIA 0,0	BEON	197.1	4	Carrera 1
25	Andy VERDOIA	ETG RACING	BEON	196.4	3	Carrera 1
61	Iker GARCIA ABELLA	AVINTIA JUNIOR	BEON	196.4	4	Carrera 1
28	Alvaro DIAZ CEBRIAN	MRW-ASPAR TEAM	BEON	195.7	6	Carrera 1
5	Francesc PEREZ CASAS	ETG RACING	BEON	195.7	2	Warm UP
87	Faustino CAÑERO CARRASCO	CUNA DE CAMPEONES	MIR RACING	194.9	2	Carrera 1
4	Adrian CARRASCO ALBA	CUNA CAMPEONES	MIR RACING	193.9	3	Carrera 1
91	Altor ANDUIAR MELQUIADES	TEAM TUTI 'S JEREZ RACING	MORIWAKI	193.9	2	Carrera 1
10	Adam IÑIGUEZ GUZMAN	CUNA DE CAMPEONES	MIR RACING	193.2	2	Carrera 1
77	Andreas Adolfo PEREZ MANRESA	PROCERCASA - 42 MOTORSPORT	BEON	192.9	10	Carrera 1
57	Kenny KOSKINEN	KALLIO RACING	BEON	191.8	3	Warm UP
70	Alvaro DIEZ RODRIGUEZ	TEAM IGAX	BEON	191.5	3	Warm UP
14	Maria BELLOT BERNABE	GASSSSCHOOL	BEON	189.5	3	Warm UP
95	Troy BUDE	BEINLICH RACING TEAM	MORIWAKI	188.2	2	Warm UP
30	Bruno Filipo JACINTO LOPES	EUROTRADISRACING TEAM/ FMP	TPR	186.2	4	Warm UP
58	Iñigo IGLESIAS BRAVO	IMC TEAM		178.5	2	Warm UP
51	Tristan WALCH	ALARXA RACING TEAM		177.6	5	Entrenamiento Cronometrado




### Premoto3

RFME CEV  
Warm UP

CIRCUITO DE NAVARRA 3.933 m.

### Secuencia de vueltas rápidas

Tiempo de sesión	Piloto	Equipo	Moto	Neumaticos	Tiempo	km/h	Vlt.
4:14.538	77 <b>Andreas Adolfo PEREZ MANRESA</b>	PROCERCASA - 42 MOTORSPORT	BEON	DUNLOP	<b>1:58.842</b>	119.1	1
5:09.832	46 <b>David SALVADOR GOMEZ</b>	CUNA DE CAMPEONES	MIR RACING	DUNLOP	<b>1:58.287</b>	119.7	2
5:28.227	5 <b>Francesc PEREZ CASAS</b>	ETG RACING	BEON	DUNLOP	<b>1:56.564</b>	121.5	2
7:15.449	7 <b>Barry BALTUS</b>	AJO MOTORSPORT ACADEMY	BEON	DUNLOP	<b>1:55.544</b>	122.5	2
9:10.271	7 <b>Barry BALTUS</b>	AJO MOTORSPORT ACADEMY	BEON	DUNLOP	<b>1:54.822</b>	123.3	3
11:04.623	7 <b>Barry BALTUS</b>	AJO MOTORSPORT ACADEMY	BEON	DUNLOP	<b>1:54.352</b>	123.8	4




Premoto3  
RFME CEV  
Warm UP

Vuelta a vuelta

Mejor Personal Mejor de la sesión B Cruzando la línea de meta por el pit lane.

Vlt.	Tiempo	Sector 1	Sector 2	Sector 3	Km/h	T. Sesión	Vlt.	Tiempo	Sector 1	Sector 2	Sector 3	Km/h	T. Sesión	
<b>4</b>	<b>Adrian CARRASCO ALBA</b> ESP						MIR RACING	4	1:57.829	31.724	41.720	44.385	120.2	9:04.996
	CUNA CAMPEONES							5	1:56.974	31.385	41.994	43.595	121.0	11:01.970
	1	2:19.911	45.187	48.467	46.257	101.2		9:03.911						
<b>5</b>	<b>Francesc PEREZ CASAS</b> ESP						ETG RACING	1	2:07.094	40.177	43.087	43.830	111.4	3:31.663
	2	1:56.564	32.046	41.466	43.052	121.5		5:28.227						
	3	1:56.504	31.665	41.875	42.964	121.5		7:24.731						
<b>7</b>	<b>Barry BALTUS</b> BEL						AJO MOTORSPORT ACADEMY	1	2:05.851	39.512	42.506	43.833	112.5	5:19.905
	2	1:55.544	31.430	41.088	43.026	122.5		7:15.449						
	3	1:54.822	31.079	40.549	43.194	123.3		9:10.271						
<b>10</b>	<b>Adam IÑIGUEZ GUZMAN</b> ESP						CUNA DE CAMPEONES	1	3:10.153B	50.857	48.212	1:31.084	74.5	5:48.265
	2	2:11.333	41.040	45.043	45.250	107.8		7:59.598						
	3	2:00.476	32.705	43.056	44.715	117.5		10:00.074						
<b>11</b>	<b>Sergio GARCIA DOLS</b> ESP						SCHOOL TEAM ESTRELLA GALICIA 0,0	1	2:12.581	39.253	46.953	46.375	106.8	3:10.444
	2	3:05.751B	32.400	42.797	1:50.554	76.2		6:16.195						
	3	2:04.144	37.456	42.481	44.207	114.1		8:20.339						
<b>14</b>	<b>Maria BELLOT BERNABE</b> ESP						GASSSSCHOOL	1	2:17.245	42.205	46.685	48.355	103.2	2:56.366
	2	2:09.714	35.841	46.314	47.559	109.2		5:06.080						
	3	2:21.226B	34.444	46.336	1:00.446	100.3		7:27.306						
<b>18</b>	<b>Manuel GONZALEZ SIMON</b> ESP						HALCOURIER EME-T	1	2:08.285	38.687	44.021	45.577	110.4	2:50.189
	2	2:00.042	32.793	42.551	44.698	117.9		4:50.231						
	3	3:11.809B	32.201	43.844	1:55.764	73.8		8:02.040						
<b>19</b>	<b>Victor RODRIGUEZ NUÑEZ</b> ESP						HALCOURIER MS RACING	1	2:11.976	41.401	44.985	45.590	107.3	3:09.041
	2	1:59.490	32.218	42.094	45.178	118.5		5:08.531						
	3	1:58.636	31.804	42.216	44.616	119.3		7:07.167						
<b>25</b>	<b>Andy VERDOIA</b> FRA						ETG RACING	1	2:13.493	40.969	46.336	46.188	106.1	2:44.784
	2	2:00.479	32.729	42.893	44.857	117.5		4:45.263						
	3	1:58.698	32.231	42.483	43.984	119.3		6:43.961						
<b>26</b>	<b>Miguel PARRA MARTINEZ</b> ESP						SCHOOL TEAM ESTRELLA GALICIA 0,0	1	2:09.971	39.214	44.762	45.995	108.9	2:58.871
	2	2:03.097	33.603	44.670	44.824	115.0		5:01.968						
	3	1:59.265	32.277	42.950	44.038	118.7		7:01.233						
<b>28</b>	<b>Alvaro DIAZ CEBRIAN</b> ESP						MRW-ASPAR TEAM	1	2:10.696	40.770	45.060	44.866	108.3	2:47.427
	2	1:58.868	32.722	42.430	43.716	119.1		4:46.295						
	3	1:58.773	33.149	42.057	43.567	119.2		6:45.068						
<b>30</b>	<b>Bruna Filipa JACINTO LOPES</b> POR						EUROTRADRACING TEAM/ FMP	1	2:35.605	50.099	53.127	52.379	91.0	3:30.112
	2	3:15.846B	37.573	50.206	1:48.067	72.3		6:45.958						
	3	2:25.562	43.953	49.217	52.392	97.3		9:11.520						
<b>35</b>	<b>Joshua BAUER</b> GER						SCHOOL TEAM ESTRELLA GALICIA 0,0	1	2:18.449	44.327	47.215	46.907	102.3	2:31.618
	2	2:00.997	32.971	43.303	44.723	117.0		4:32.615						
	3	2:06.359	37.563	43.861	44.935	112.1		6:38.974						
<b>43</b>	<b>Xavier ARTIGAS LOPEZ</b> ESP						TONI ELIAS RACING	1	2:13.361	42.388	45.127	45.846	106.2	2:58.239
	2	2:10.407	34.163	50.094	46.150	108.6		5:08.646						
	3	2:00.706	32.817	44.042	43.847	117.3		7:09.352						
<b>44</b>	<b>Mikel MATA SABATEL</b> ESP						AMRCOMPETICION	1	2:01.058	32.726	42.663	45.669	117.0	9:10.410
	2	1:57.823	31.973	42.058	43.792	120.2		11:08.233						
	3	2:01.103	48.856	45.833	46.414	100.3		3:04.566						





Premoto3  
RFME CEV  
Warm UP

Vuelta a vuelta

Mejor Personal Mejor de la sesión B Cruzando la línea de meta por el pit lane.

Vlt.	Tiempo	Sector 1	Sector 2	Sector 3	Km/h	T. Sesión
3	2:25.155 B	33.044	43.404	1:08.707	97.5	7:32.081
4	2:06.330	38.886	42.774	44.670	112.1	9:38.411
5	2:00.659	32.715	43.019	44.925	117.3	11:39.070

45 Clement ROUGE							FRA
TEAM C-RACER							MORIWAKI
1	2:11.328	40.295	45.371	45.662	107.8	4:06.455	
2	2:00.234	32.883	43.069	44.282	117.8	6:06.689	
3	1:58.128	31.950	42.489	43.689	119.9	8:04.817	
4	2:03.678	37.541	42.578	43.559	114.5	10:08.495	

46 David SALVADOR GOMEZ							ESP
CUNA DE CAMPEONES							MIR RACING
1	2:14.371	43.203	45.599	45.569	105.4	3:11.545	
2	1:58.287	32.000	42.378	43.909	119.7	5:09.832	
3	1:58.558	31.880	42.968	43.710	119.4	7:08.390	
4	1:56.504	31.164	41.866	43.474	121.5	9:04.894	
5	1:57.137	31.395	42.351	43.391	120.9	11:02.031	

53 Brian David HART							BRA
SCHOOL TEAM ESTRELLA GALICIA 0,0							BEON
1	2:09.912	38.720	45.242	45.950	109.0	3:08.982	
2	1:59.787	32.881	42.707	44.199	118.2	5:08.769	
3	1:58.561	32.047	42.100	44.414	119.4	7:07.330	
4	1:58.401	31.802	42.525	44.074	119.6	9:05.731	
5	1:57.727	31.753	42.390	43.584	120.3	11:03.458	

55 Alex TOLEDO ROMERO							ESP
CUNA DE CAMPEONES							MIR RACING
1	2:12.924	40.988	45.844	46.092	106.5	3:19.785	
2	2:03.203	32.863	45.435	44.905	114.9	5:22.988	
3	2:00.343	32.406	42.952	44.985	117.7	7:23.331	
4	1:58.773	32.338	42.484	43.951	119.2	9:22.104	
5	1:58.027	31.895	42.140	43.992	120.0	11:20.131	

57 Kenny KOSKINEN							FIN
KALLIO RACING							BEON
1	2:19.087	43.523	47.938	47.626	101.8	2:35.983	
2	2:01.265	33.198	43.792	44.275	116.8	4:37.248	
3	1:59.809	32.297	43.542	43.970	118.2	6:37.057	
4	1:59.810	32.520	43.178	44.112	118.2	8:36.867	
5	1:58.446	32.243	42.288	43.915	119.5	10:35.313	

58 Iñigo IGLESIAS BRAVO							ESP
IMC TEAM							
1	2:24.996	43.623	51.086	50.287	97.6	2:53.504	

61 Iker GARCIA ABELLA							ESP
AVINTIA JUNIOR							BEON
1	2:18.241	43.302	48.472	46.467	102.4	2:46.240	
2	2:02.354	34.328	43.129	44.897	115.7	4:48.594	
3	2:00.224	33.578	42.431	44.215	117.8	6:48.818	
4	1:58.830	32.616	42.036	44.178	119.2	8:47.648	
5	1:58.362	32.620	42.003	43.739	119.6	10:46.010	

67 Alberto SURRA							ITA
VL TEAM							SPEEDUP
1	2:14.245	43.994	44.795	45.456	105.5	3:12.080	
2	1:58.344	32.449	42.074	43.821	119.6	5:10.424	
3	1:57.915	31.418	43.075	43.422	120.1	7:08.339	
4	1:57.762	31.344	42.183	44.235	120.2	9:06.101	
5	1:56.657	31.222	42.051	43.384	121.4	11:02.758	

70 Alvaro DIEZ RODRIGUEZ							ESP
TEAM IGAX							BEON
1	2:18.684	43.106	47.487	48.091	102.1	2:53.680	
2	2:07.022	34.975	45.643	46.404	111.5	5:00.702	
3	2:03.815	33.738	44.414	45.663	114.4	7:04.517	

76 Julian GIRAL ROMERO							ESP
CNS MOTORSPORT							BEON
1	2:13.552	41.417	45.610	46.525	106.0	2:51.047	
2	2:00.973	33.763	42.847	44.363	117.0	4:52.020	
3	1:58.409	32.218	42.296	43.895	119.6	6:50.429	
4	1:57.335	31.826	41.601	43.908	120.7	8:47.764	
5	1:57.389	32.285	41.579	43.525	120.6	10:45.153	

77 Andreas Adolfo PEREZ MANRESA							ESP
PROCERCASA - 42 MOTORSPORT							BEON
1	1:58.842	32.213	42.440	44.189	119.1	4:14.538	
2	1:58.026	32.142	41.678	44.206	120.0	6:12.564	
3	1:57.122	31.761	41.662	43.699	120.9	8:09.686	
4	1:58.150	32.190	42.348	43.612	119.8	10:07.836	

87 Faustino CAÑERO CARRASCO							ESP
CUNA DE CAMPEONES							MIR RACING
1	2:24.769	50.878	47.787	46.104	97.8	5:00.930	
2	1:59.969	32.891	42.754	44.324	118.0	7:00.899	
3	1:59.104	32.738	42.325	44.041	118.9	9:00.003	
4	1:57.929	32.187	41.975	43.767	120.1	10:57.932	

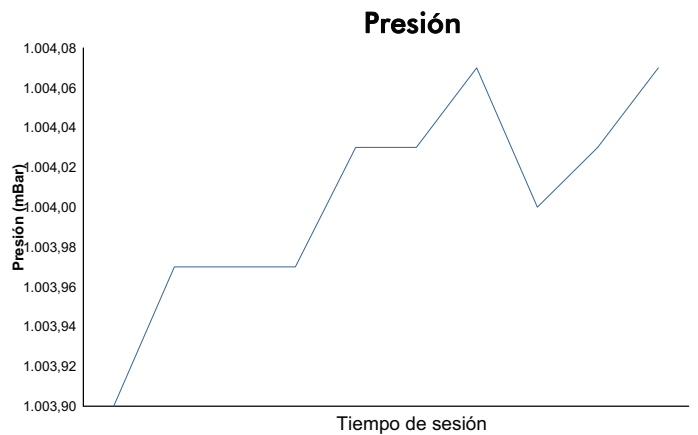
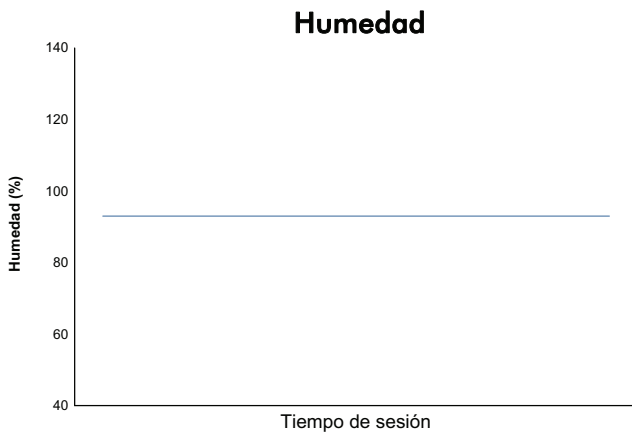
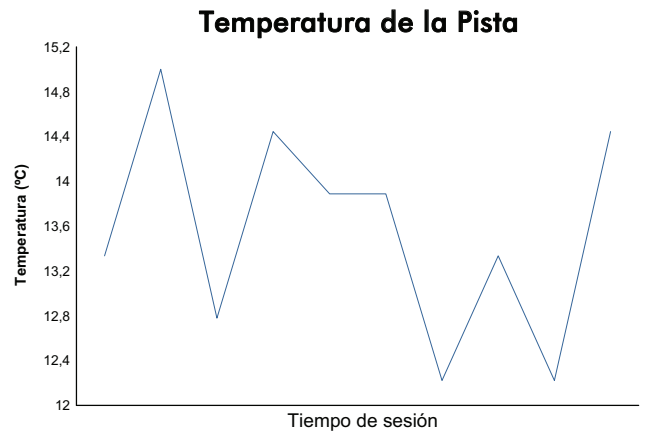
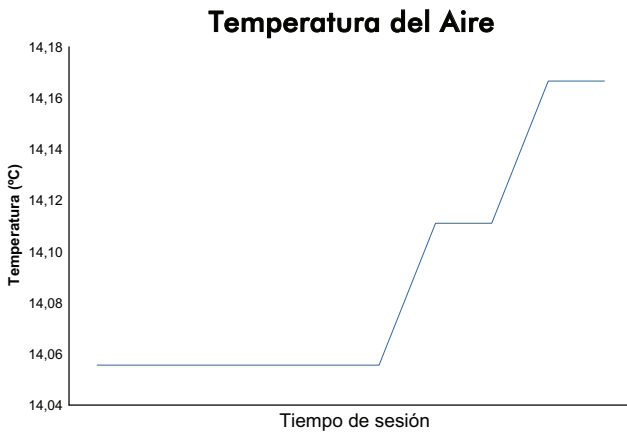
91 Aitor ANDUJAR MELQUIADES							ESP
TEAM TUTI'S JEREZ RACING							MORIWAKI
1	2:12.799	42.617	44.864	45.318	106.6	4:29.411	
2	2:01.575	33.436	43.092	45.047	116.5	6:30.986	
3	2:52.240 B	33.527	43.703	1:35.010	82.2	9:23.226	
4	2:05.259	38.427	42.659	44.173	113.0	11:28.485	

95 Troy BUDE							GER
BEINLICH RACING TEAM							MORIWAKI
1	2:19.302	43.422	47.919	47.961	101.6	8:35.266	
2	2:05.450	34.364	44.703	46.383	112.9	10:40.716	



**RFME CEV**  
Premoto3  
Warm UP

Informe meteorológico



Estado de la pista:

**SECO**