

Premoto3

RFME CEV

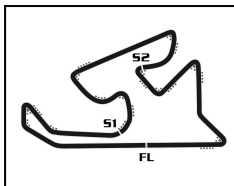
Carrera 2 ((13 vueltas, 51,1 km.))

Parrilla de Salida

| | | | | | | | | |
|--------------------------|----------|----|-----------------------|----------|----|-----------------------|----------|----|
| 58 I. IGLESIAS BRAVO | 2:16.403 | 30 | 30 B. JACINTO LOPES | 2:15.334 | 29 | 51 T. WALCH | 2:13.164 | 28 |
| 95 T. BUDE | 2:09.134 | 27 | 70 A. DIEZ RODRIGUEZ | 2:06.814 | 26 | 11 S. GARCIA DOLS | 2:06.617 | 25 |
| 57 K. KOSKINEN | 2:06.605 | 24 | 18 M. GONZALEZ SIMON | 2:05.897 | 23 | 87 F. CAÑERO CARRASCO | 2:05.621 | 22 |
| 4 A. CARRASCO ALBA | 2:05.371 | 21 | 19 V. RODRIGUEZ NUÑEZ | 2:05.309 | 20 | 35 J. BAUER | 2:04.962 | 19 |
| 55 A. TOLEDO ROMERO | 2:04.919 | 18 | 53 B. HART | 2:04.900 | 17 | 14 M. BELLOT BERNABE | 2:04.430 | 16 |
| 43 X. ARTIGAS LOPEZ | 2:03.981 | 15 | 10 A. IÑIGUEZ GUZMAN | 2:03.128 | 14 | 44 M. MATA SABATEL | 2:02.969 | 13 |
| 76 J. GIRAL ROMERO | 2:02.543 | 12 | 46 D. SALVADOR GOMEZ | 2:01.726 | 11 | 28 A. DIAZ CEBRIAN | 2:01.557 | 10 |
| 91 A. ANDUJAR MELQUIADES | 2:01.513 | 9 | 67 A. SURRA | 2:01.213 | 8 | 77 A. PEREZ MANRESA | 2:01.170 | 7 |
| 26 M. PARRA MARTINEZ | 2:00.776 | 6 | 61 I. GARCIA ABELLA | 2:00.701 | 5 | 25 A. VERDOIA | 2:00.486 | 4 |
| 45 C. ROUGE | 2:00.472 | 3 | 7 B. BALTUS | 2:00.271 | 2 | 5 F. PEREZ CASAS | 1:59.887 | 1 |



| | |
|-------------------------|----------------|
| Comissarios Deportivos: | Cronometrador: |
|-------------------------|----------------|



Premoto3
RFME CEV
Carrera 2 (13 Vueltas, 51,1 km.)

CIRCUITO DE NAVARRA 3.933 m.

Clasificación

| Piloto | Nac | Equipo | Moto | Neumaticos | Vlts. | Tiempo | Dif. | Km/h | Mejor Vuelta | | | |
|--------|---------------------------------|--------|----------------------------------|------------|--------|--------|------------------|-----------|--------------|--------|-----------------|-------|
| | | | | | | | | | Vlt. | Tiempo | Km/h | |
| 1 | 7 Barry BALTUS | BEL | AJO MOTORSPORT ACADEMY | BEON | DUNLOP | 13 | 24:31.012 | - | 125.1 | 10 | 1:52.069 | 126.3 |
| 2 | 5 Francesc PEREZ CASAS | ESP | ETG RACING | BEON | DUNLOP | 13 | 24:31.110 | +0.098 | 125.1 | 9 | 1:51.920 | 126.5 |
| 3 | 11 Sergio GARCIA DOLS | ESP | SCHOOL TEAM ESTRELLA GALICIA 0,0 | BEON | DUNLOP | 13 | 24:38.376 | +7.364 | 124.5 | 13 | 1:52.366 | 126.0 |
| 4 | 26 Miguel PARRA MARTINEZ | ESP | SCHOOL TEAM ESTRELLA GALICIA 0,0 | BEON | DUNLOP | 13 | 24:38.487 | +7.475 | 124.5 | 13 | 1:51.855 | 126.6 |
| 5 | 46 David SALVADOR GOMEZ | ESP | CUNA DE CAMPEONES | MIR RACING | DUNLOP | 13 | 24:38.512 | +7.500 | 124.5 | 9 | 1:52.380 | 126.0 |
| 6 | 25 Andy VERDOIA | FRA | ETG RACING | BEON | DUNLOP | 13 | 24:38.754 | +7.742 | 124.5 | 13 | 1:52.076 | 126.3 |
| 7 | 61 Iker GARCIA ABELLA | ESP | AVINTIA JUNIOR | BEON | DUNLOP | 13 | 24:39.254 | +8.242 | 124.4 | 11 | 1:52.118 | 126.3 |
| 8 | 67 Alberto SURRA | ITA | VL TEAM | SPEEDUP | DUNLOP | 13 | 24:41.348 | +10.336 | 124.3 | 10 | 1:52.040 | 126.4 |
| 9 | 77 Andreas Adolfo PEREZ MANRESA | ESP | PROCERCASA - 42 MOTORSPORT | BEON | DUNLOP | 13 | 24:43.673 | +12.661 | 124.1 | 13 | 1:53.052 | 125.2 |
| 10 | 35 Joshua BAUER | GER | SCHOOL TEAM ESTRELLA GALICIA 0,0 | BEON | DUNLOP | 13 | 24:46.937 | +15.925 | 123.8 | 10 | 1:52.827 | 125.5 |
| 11 | 43 Xavier ARTIGAS LOPEZ | ESP | TONI ELIAS RACING | ELIAS | DUNLOP | 13 | 24:46.963 | +15.951 | 123.8 | 9 | 1:52.492 | 125.9 |
| 12 | 28 Alvaro DIAZ CEBRIAN | ESP | MRW-ASPAR TEAM | BEON | DUNLOP | 13 | 24:47.485 | +16.473 | 123.7 | 13 | 1:53.335 | 124.9 |
| 13 | 55 Alex TOLEDO ROMERO | ESP | CUNA DE CAMPEONES | MIR RACING | DUNLOP | 13 | 24:47.908 | +16.896 | 123.7 | 12 | 1:53.834 | 125.5 |
| 14 | 53 Brian David HART | BRA | SCHOOL TEAM ESTRELLA GALICIA 0,0 | BEON | DUNLOP | 13 | 24:55.722 | +24.710 | 123.1 | 6 | 1:53.648 | 124.6 |
| 15 | 44 Mikel MATA SABATEL | ESP | AMRCOMPETICION | BEON | DUNLOP | 13 | 25:00.651 | +29.639 | 122.7 | 6 | 1:53.934 | 124.3 |
| 16 | 4 Adrian CARRASCO ALBA | ESP | CUNA CAMPEONES | MIR RACING | DUNLOP | 13 | 25:03.733 | +32.721 | 122.4 | 8 | 1:53.528 | 124.7 |
| 17 | 10 Adam IÑIGUEZ GUZMAN | ESP | CUNA DE CAMPEONES | MIR RACING | DUNLOP | 13 | 25:05.223 | +34.211 | 122.3 | 12 | 1:54.248 | 123.9 |
| 18 | 57 Kenny KOSKINEN | FIN | KALLIO RACING | BEON | DUNLOP | 13 | 25:21.315 | +50.303 | 121.0 | 5 | 1:55.104 | 123.0 |
| 19 | 70 Alvaro DIEZ RODRIGUEZ | ESP | TEAM IGAX | BEON | DUNLOP | 13 | 25:52.999 | +1:21.987 | 118.5 | 11 | 1:58.114 | 119.9 |
| 20 | 14 Maria BELLO BERNABE | ESP | GASSSSCHOOL | BEON | DUNLOP | 13 | 26:03.832 | +1:32.820 | 117.7 | 9 | 1:58.678 | 119.3 |
| 21 | 95 Troy BUDE | GER | BEINLICH RACING TEAM | MORIWAKI | DUNLOP | 13 | 26:10.936 | +1:39.924 | 117.2 | 4 | 1:59.388 | 118.6 |
| 22 | 30 Bruna Filipa JACINTO LOPES | POR | EUROTRADRACING TEAM/ FMP | TPR | DUNLOP | 11 | 26:11.997 | 2 Laps | 99.1 | 2 | 2:06.035 | 112.3 |

No clasificados:

| | | | | | | | | | | | | |
|----|--------------------------|-----|--------------------------|------------|--------|----|------------------|--|--|----|-----------------|-------|
| 45 | Clement ROUGE | FRA | TEAM C-RACER | MORIWAKI | DUNLOP | 11 | 20:55.126 | | | 11 | 1:52.852 | 125.5 |
| 76 | Julian GIRAL ROMERO | ESP | CNS MOTORSPORT | BEON | DUNLOP | 11 | 20:55.569 | | | 10 | 1:52.442 | 125.9 |
| 91 | Aitor ANDUJAR MELQUIADES | ESP | TEAM TUTI'S JEREZ RACING | MORIWAKI | DUNLOP | 10 | 19:30.537 | | | 5 | 1:54.930 | 123.2 |
| 87 | Faustino CAÑERO CARRASCO | ESP | CUNA DE CAMPEONES | MIR RACING | DUNLOP | 8 | 15:31.619 | | | 7 | 1:54.456 | 123.7 |
| 58 | Iñigo IGLESIAS BRAVO | ESP | IMC TEAM | | DUNLOP | 5 | 10:08.410 | | | 3 | 1:59.345 | 118.6 |
| 19 | Victor RODRIGUEZ NUÑEZ | ESP | HALCOURIER MS RACING | | DUNLOP | 2 | 3:58.010 | | | 2 | 1:54.931 | 123.2 |
| 18 | Manuel GONZALEZ SIMON | ESP | HALCOURIER EME-T | | DUNLOP | 1 | 2:03.434 | | | | | |

| | | | | |
|----------------------|---------|-----------------------|-----------------|-----------|
| Pole | | F. PEREZ CASAS | 1:59.887 | 118.1 Kph |
| Vuelta Rápida | Vlt. 13 | Miguel PARRA MARTINEZ | 1:51.855 | 126.6 Kph |

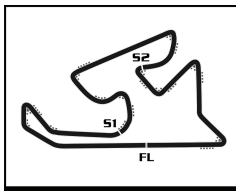
DORSAL 5 - Penalizado con 1 puesto por adelantar con banderas amarillas

Hora de publicación:

Estado de pista:

SECO

| | |
|-----------------------------|-----------------------|
| Director de carrera: | Cronometrador: |
|-----------------------------|-----------------------|

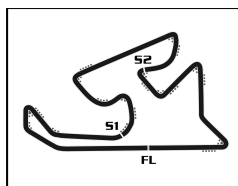


Premoto3
RFME CEV
Carrera 2

CIRCUITO DE NAVARRA 3.933 m. Planing

VUELTA

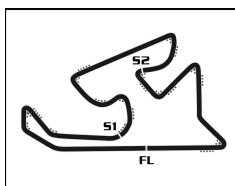
| Nº | Pos | Grid | 1 | 2 | 3 | 4 | 5 | 6 | 7 | 8 | 9 | 10 | 11 | 12 | 13 |
|----|-----------|------|----|----|----|----|----|----|----|----|----|----|----|----|----|
| 5 | 1 | 5 | 7 | 5 | 7 | 5 | 5 | 7 | 7 | 7 | 5 | 7 | 7 | 7 | 5 |
| 7 | 2 | 7 | 5 | 7 | 5 | 7 | 7 | 5 | 5 | 5 | 7 | 5 | 5 | 5 | 7 |
| 45 | 3 | 45 | 25 | 45 | 45 | 45 | 45 | 26 | 26 | 26 | 26 | 11 | 11 | 11 | 11 |
| 25 | 4 | 25 | 26 | 25 | 25 | 25 | 26 | 45 | 77 | 11 | 11 | 46 | 46 | 46 | 26 |
| 61 | 5 | 61 | 45 | 26 | 26 | 26 | 25 | 77 | 45 | 25 | 25 | 25 | 25 | 26 | 46 |
| 26 | 6 | 26 | 77 | 28 | 77 | 77 | 77 | 25 | 11 | 45 | 46 | 26 | 26 | 25 | 25 |
| 77 | 7 | 77 | 28 | 77 | 28 | 28 | 61 | 11 | 25 | 46 | 45 | 61 | 61 | 61 | 61 |
| 67 | 8 | 67 | 61 | 61 | 61 | 61 | 28 | 61 | 61 | 77 | 61 | 45 | 45 | 67 | 67 |
| 91 | 9 | 91 | 76 | 11 | 46 | 46 | 11 | 46 | 46 | 61 | 76 | 76 | 76 | 77 | 77 |
| 28 | 10 | 28 | 11 | 76 | 11 | 11 | 46 | 28 | 67 | 67 | 77 | 67 | 67 | 35 | 35 |
| 46 | 11 | 46 | 35 | 46 | 76 | 76 | 76 | 76 | 76 | 76 | 67 | 77 | 77 | 43 | 43 |
| 76 | 12 | 76 | 19 | 19 | 67 | 67 | 67 | 67 | 28 | 28 | 28 | 35 | 35 | 28 | 28 |
| 44 | 13 | 44 | 67 | 35 | 35 | 35 | 35 | 35 | 35 | 35 | 28 | 43 | 55 | 55 | |
| 10 | 14 | 10 | 18 | 67 | 55 | 55 | 43 | 43 | 43 | 43 | 43 | 43 | 28 | 53 | 53 |
| 43 | 15 | 43 | 46 | 55 | 43 | 43 | 55 | 55 | 55 | 55 | 55 | 55 | 55 | 44 | 44 |
| 14 | 16 | 14 | 55 | 10 | 10 | 10 | 53 | 53 | 53 | 53 | 53 | 53 | 53 | 4 | 4 |
| 53 | 17 | 53 | 10 | 44 | 53 | 53 | 44 | 44 | 44 | 44 | 44 | 44 | 44 | 10 | 10 |
| 55 | 18 | 55 | 53 | 53 | 44 | 44 | 10 | 10 | 4 | 4 | 4 | 4 | 4 | 57 | 57 |
| 35 | 19 | 35 | 44 | 43 | 4 | 4 | 4 | 4 | 10 | 10 | 10 | 10 | 10 | 70 | 70 |
| 19 | 20 | 19 | 43 | 4 | 57 | 87 | 87 | 87 | 87 | 87 | 91 | 57 | 57 | 14 | 14 |
| 4 | 21 | 4 | 4 | 57 | 87 | 57 | 57 | 57 | 57 | 57 | 91 | 70 | 95 | 95 | |
| 87 | 22 | 87 | 57 | 91 | 91 | 91 | 91 | 91 | 91 | 91 | 70 | 70 | 14 | | |
| 18 | 23 | 18 | 91 | 87 | 70 | 70 | 70 | 70 | 70 | 70 | 14 | 14 | 95 | | |
| 57 | 24 | 57 | 87 | 70 | 95 | 95 | 95 | 95 | 14 | 14 | 95 | 95 | 30 | | |
| 11 | 25 | 11 | 70 | 95 | 14 | 58 | 58 | 14 | 95 | 95 | 30 | 30 | | | |
| 70 | 26 | 70 | 95 | 14 | 58 | 14 | 14 | 30 | 30 | 30 | | | | | |
| 95 | 27 | 95 | 14 | 58 | 30 | 30 | 30 | | | | | | | | |
| 30 | 28 | 30 | 58 | 30 | | | | | | | | | | | |
| 58 | 29 | 58 | 30 | | | | | | | | | | | | |



Premoto3
RFME CEV
Carrera 2

CIRCUITO DE NAVARRA 3.933 m. Mejores tiempos de sector

| SECTOR 1 | | | SECTOR 2 | | SECTOR 3 | | Pos | Piloto | Vuelta Ideal | Mejor Vuelta |
|----------|-------------------------|--------|-------------------------|--------|-------------------------|--------|-----|-------------------------|--------------|---------------|
| Pos | Piloto | Tiempo | Piloto | Tiempo | Piloto | Tiempo | | | | |
| 1 | 26 M.PARRA MARTINEZ | 30.282 | 5 F.PEREZ CASAS | 39.360 | 67 A.SURRA | 41.618 | 1 | 5 F.PEREZ CASAS | 1:51.680 | 1:51.920 (2) |
| 2 | 55 A.TOLEDO ROMERO | 30.306 | 7 B.BALTUS | 39.587 | 25 A.VERDOIA | 41.704 | 2 | 46 D.SALVADOR GOMEZ | 1:51.835 | 1:52.380 (8) |
| 3 | 35 J.BAUER | 30.309 | 11 S.GARCIA DOLS | 39.681 | 46 D.SALVADOR GOMEZ | 41.719 | 3 | 26 M.PARRA MARTINEZ | 1:51.854 | 1:51.855 (1) |
| 4 | 11 S.GARCIA DOLS | 30.326 | 26 M.PARRA MARTINEZ | 39.750 | 5 F.PEREZ CASAS | 41.745 | 4 | 7 B.BALTUS | 1:51.855 | 1:52.069 (4) |
| 5 | 46 D.SALVADOR GOMEZ | 30.338 | 25 A.VERDOIA | 39.751 | 26 M.PARRA MARTINEZ | 41.822 | 5 | 11 S.GARCIA DOLS | 1:52.023 | 1:52.366 (7) |
| 6 | 67 A.SURRA | 30.376 | 46 D.SALVADOR GOMEZ | 39.778 | 45 C.ROUGE | 41.847 | 6 | 67 A.SURRA | 1:52.040 | 1:52.040 (3) |
| 7 | 61 I.GARCIA ABELLA | 30.377 | 77 A.PEREZ MANRESA | 39.822 | 61 I.GARCIA ABELLA | 41.875 | 7 | 25 A.VERDOIA | 1:52.048 | 1:52.076 (5) |
| 8 | 7 B.BALTUS | 30.382 | 61 I.GARCIA ABELLA | 39.822 | 43 X.ARTIGAS LOPEZ | 41.878 | 8 | 61 I.GARCIA ABELLA | 1:52.074 | 1:52.118 (6) |
| 9 | 45 C.ROUGE | 30.393 | 76 J.GIRAL ROMERO | 39.832 | 76 J.GIRAL ROMERO | 41.883 | 9 | 76 J.GIRAL ROMERO | 1:52.110 | 1:52.442 (9) |
| 10 | 76 J.GIRAL ROMERO | 30.395 | 67 A.SURRA | 40.046 | 7 B.BALTUS | 41.886 | 10 | 45 C.ROUGE | 1:52.380 | 1:52.852 (13) |
| 11 | 43 X.ARTIGAS LOPEZ | 30.454 | 43 X.ARTIGAS LOPEZ | 40.099 | 11 S.GARCIA DOLS | 42.016 | 11 | 43 X.ARTIGAS LOPEZ | 1:52.431 | 1:52.492 (10) |
| 12 | 77 A.PEREZ MANRESA | 30.487 | 53 B.HART | 40.104 | 55 A.TOLEDO ROMERO | 42.165 | 12 | 77 A.PEREZ MANRESA | 1:52.509 | 1:53.052 (14) |
| 13 | 28 A.DIAZ CEBRIAN | 30.498 | 45 C.ROUGE | 40.140 | 77 A.PEREZ MANRESA | 42.200 | 13 | 35 J.BAUER | 1:52.681 | 1:52.827 (11) |
| 14 | 5 F.PEREZ CASAS | 30.575 | 35 J.BAUER | 40.166 | 35 J.BAUER | 42.206 | 14 | 55 A.TOLEDO ROMERO | 1:52.789 | 1:52.834 (12) |
| 15 | 25 A.VERDOIA | 30.593 | 4 A.CARRASCO ALBA | 40.264 | 4 A.CARRASCO ALBA | 42.302 | 15 | 28 A.DIAZ CEBRIAN | 1:53.187 | 1:53.335 (15) |
| 16 | 4 A.CARRASCO ALBA | 30.782 | 55 A.TOLEDO ROMERO | 40.318 | 28 A.DIAZ CEBRIAN | 42.313 | 16 | 4 A.CARRASCO ALBA | 1:53.348 | 1:53.528 (16) |
| 17 | 44 M.MATA SABATEL | 30.822 | 28 A.DIAZ CEBRIAN | 40.376 | 53 B.HART | 42.344 | 17 | 53 B.HART | 1:53.422 | 1:53.648 (17) |
| 18 | 10 A.IÑIGUEZ GUZMAN | 30.894 | 44 M.MATA SABATEL | 40.411 | 10 A.IÑIGUEZ GUZMAN | 42.470 | 18 | 10 A.IÑIGUEZ GUZMAN | 1:53.874 | 1:54.248 (19) |
| 19 | 19 V.RODRIGUEZ NUÑEZ | 30.943 | 87 F.CAÑERO CARRASCO | 40.494 | 44 M.MATA SABATEL | 42.677 | 19 | 44 M.MATA SABATEL | 1:53.910 | 1:53.934 (18) |
| 20 | 53 B.HART | 30.974 | 10 A.IÑIGUEZ GUZMAN | 40.510 | 18 M.GONZALEZ SIMON | 42.678 | 20 | 87 F.CAÑERO CARRASCO | 1:54.181 | 1:54.456 (20) |
| 21 | 87 F.CAÑERO CARRASCO | 30.990 | 19 V.RODRIGUEZ NUÑEZ | 40.837 | 87 F.CAÑERO CARRASCO | 42.697 | 21 | 91 A.ANDUJAR MELQUIADES | 1:54.911 | 1:54.930 (21) |
| 22 | 57 K.KOSKINEN | 31.032 | 91 A.ANDUJAR MELQUIADES | 40.861 | 91 A.ANDUJAR MELQUIADES | 42.964 | 22 | 19 V.RODRIGUEZ NUÑEZ | 1:54.931 | 1:54.931 (22) |
| 23 | 18 M.GONZALEZ SIMON | 31.078 | 57 K.KOSKINEN | 41.092 | 57 K.KOSKINEN | 42.980 | 23 | 18 M.GONZALEZ SIMON | 1:54.941 | |
| 24 | 91 A.ANDUJAR MELQUIADES | 31.086 | 18 M.GONZALEZ SIMON | 41.185 | 19 V.RODRIGUEZ NUÑEZ | 43.151 | 24 | 57 K.KOSKINEN | 1:55.104 | 1:55.104 (23) |
| 25 | 70 A.DIEZ RODRIGUEZ | 31.984 | 14 M.BELLOT BERNABE | 41.871 | 70 A.DIEZ RODRIGUEZ | 43.569 | 25 | 70 A.DIEZ RODRIGUEZ | 1:57.624 | 1:58.114 (24) |
| 26 | 95 T.BUDE | 32.058 | 70 A.DIEZ RODRIGUEZ | 42.071 | 14 M.BELLOT BERNABE | 44.183 | 26 | 14 M.BELLOT BERNABE | 1:58.395 | 1:58.678 (25) |
| 27 | 14 M.BELLOT BERNABE | 32.341 | 58 I.IGLESIAS BRAVO | 42.194 | 58 I.IGLESIAS BRAVO | 44.306 | 27 | 95 T.BUDE | 1:58.848 | 1:59.388 (27) |
| 28 | 58 I.IGLESIAS BRAVO | 32.391 | 95 T.BUDE | 42.408 | 95 T.BUDE | 44.382 | 28 | 58 I.IGLESIAS BRAVO | 1:58.891 | 1:59.345 (26) |
| 29 | 30 B.JACINTO LOPES | 34.392 | 30 B.JACINTO LOPES | 44.727 | 30 B.JACINTO LOPES | 46.779 | 29 | 30 B.JACINTO LOPES | 2:05.898 | 2:06.035 (28) |



CIRCUITO DE NAVARRA 3.933 m.

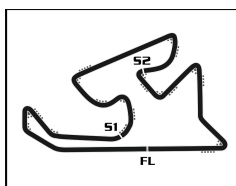
Premoto3

RFME CEV

Después de Carrera 2

Velocidad máxima del evento

| Piloto | Equipo | Moto | V. Max | Vlt. | Sesión |
|--------|------------------------------|----------------------------------|------------|-------|------------------------------|
| 46 | David SALVADOR GOMEZ | CUNA DE CAMPEONES | MIR RACING | 209.7 | 2 Carrera 2 |
| 55 | Alex TOLEDO ROMERO | CUNA DE CAMPEONES | MIR RACING | 205.7 | 2 Carrera 2 |
| 76 | Julian GIRAL ROMERO | CNS MOTORSPORT | BEON | 205.3 | 11 Carrera 2 |
| 45 | Clement ROUGE | TEAM C-RACER | MORIWAKI | 204.5 | 12 Carrera 2 |
| 11 | Sergio GARCIA DOLS | SCHOOL TEAM ESTRELLA GALICIA 0,0 | BEON | 203.4 | 6 Carrera 2 |
| 61 | Iker GARCIA ABELLA | AVINTIA JUNIOR | BEON | 203.4 | 4 Carrera 2 |
| 35 | Joshua BAUER | SCHOOL TEAM ESTRELLA GALICIA 0,0 | BEON | 202.6 | 3 Carrera 2 |
| 67 | Alberto SURRA | VL TEAM | SPEEDUP | 202.2 | 11 Carrera 2 |
| 18 | Manuel GONZALEZ SIMON | HALCOURIER EME-T | ELIAS | 201.9 | 2 Carrera 2 |
| 43 | Xavier ARTIGAS LOPEZ | TONI ELIAS RACING | ELIAS | 201.1 | 3 Carrera 2 |
| 19 | Victor RODRIGUEZ NUÑEZ | HALCOURIER MS RACING | ELIAS | 200.7 | 2 Carrera 2 |
| 26 | Miguel PARRA MARTINEZ | SCHOOL TEAM ESTRELLA GALICIA 0,0 | BEON | 200.7 | 4 Carrera 2 |
| 44 | Mikel MATA SABATEL | AMRCOMPETICION | BEON | 200.7 | 3 Carrera 2 |
| 87 | Faustino CAÑERO CARRASCO | CUNA DE CAMPEONES | MIR RACING | 200.0 | 4 Carrera 2 |
| 25 | Andy VERDOIA | ETG RACING | BEON | 199.6 | 4 Carrera 2 |
| 53 | Brian David HART | SCHOOL TEAM ESTRELLA GALICIA 0,0 | BEON | 199.6 | 3 Carrera 2 |
| 28 | Alvaro DIAZ CEBRIAN | MRW-ASPAR TEAM | BEON | 198.9 | 5 Carrera 2 |
| 57 | Kenny KOSKINEN | KALLIO RACING | BEON | 198.2 | 2 Carrera 2 |
| 77 | Andreas Adolfo PEREZ MANRESA | PROCERCASA - 42 MOTORSPORT | BEON | 197.8 | 3 Carrera 2 |
| 7 | Barry BALTUS | AJO MOTORSPORT ACADEMY | BEON | 197.4 | 2 Warm UP |
| 10 | Adam IÑIGUEZ GUZMAN | CUNA DE CAMPEONES | MIR RACING | 196.4 | 2 Carrera 2 |
| 14 | Maria BELLOT BERNABE | GASSSSCHOOL | BEON | 196.4 | 2 Carrera 2 |
| 4 | Adrian CARRASCO ALBA | CUNA CAMPEONES | MIR RACING | 196.0 | 2 Carrera 2 |
| 91 | Aitor ANDUJAR MELQUIADES | TEAM TUTI'S JEREZ RACING | MORIWAKI | 196.0 | 6 Carrera 2 |
| 5 | Francesc PEREZ CASAS | ETG RACING | BEON | 195.7 | 2 Carrera 2 |
| 70 | Alvaro DIEZ RODRIGUEZ | TEAM IGAX | BEON | 194.2 | 2 Carrera 2 |
| 95 | Troy BUDE | BEINLICH RACING TEAM | MORIWAKI | 192.2 | 2 Carrera 2 |
| 30 | Bruno Filipe JACINTO LOPES | EUROTRADISRACING TEAM/ FMP | TPR | 186.2 | 4 Warm UP |
| 58 | Iñigo IGLESIAS BRAVO | IMC TEAM | ELIAS | 186.2 | 2 Carrera 2 |
| 51 | Tristan WALCH | ALARXA RACING TEAM | ELIAS | 177.6 | 5 Entrenamiento Cronometrado |

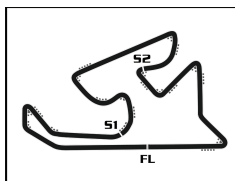


CIRCUITO DE NAVARRA 3.933 m.

Premoto3
RFME CEV
Carrera 2

Secuencia de lideres

| Nº | Piloto | Equipo | Moto | Vuelta Inicio | Vuelta Final | Vlts. | Total Vlts. |
|----|----------------------|------------------------|------|---------------|--------------|-------|-------------|
| 7 | Barry BALTUS | AJO MOTORSPORT ACADEMY | BEON | 1 | 1 | 1 | 1 |
| 5 | Francesc PEREZ CASAS | ETG RACING | BEON | 2 | 2 | 1 | 1 |
| 7 | Barry BALTUS | AJO MOTORSPORT ACADEMY | BEON | 3 | 3 | 1 | 2 |
| 5 | Francesc PEREZ CASAS | ETG RACING | BEON | 4 | 5 | 2 | 3 |
| 7 | Barry BALTUS | AJO MOTORSPORT ACADEMY | BEON | 6 | 8 | 3 | 5 |
| 5 | Francesc PEREZ CASAS | ETG RACING | BEON | 9 | 9 | 1 | 4 |
| 7 | Barry BALTUS | AJO MOTORSPORT ACADEMY | BEON | 10 | 12 | 3 | 8 |
| 5 | Francesc PEREZ CASAS | ETG RACING | BEON | 13 | 13 | 1 | 5 |




Premoto3

RFME CEV
Carrera 2

CIRCUITO DE NAVARRA 3.933 m.

Secuencia de vueltas rápidas

| Tiempo de sesión | Piloto | Equipo | Moto | Neumaticos | Tiempo | km/h | Vlt. |
|------------------|--------------------------|----------------------------------|------------|------------|----------|-------|------|
| 3:52.148 | 5 Francesc PEREZ CASAS | ETG RACING | BEON | DUNLOP | 1:53.101 | 125.2 | 2 |
| 3:53.480 | 45 Clement ROUGE | TEAM C-RACER | MORIWAKI | DUNLOP | 1:53.084 | 125.2 | 2 |
| 5:50.411 | 46 David SALVADOR GOMEZ | CUNA DE CAMPEONES | MIR RACING | DUNLOP | 1:52.773 | 125.6 | 3 |
| 7:38.019 | 5 Francesc PEREZ CASAS | ETG RACING | BEON | DUNLOP | 1:52.593 | 125.8 | 4 |
| 9:36.264 | 11 Sergio GARCIA DOLS | SCHOOL TEAM ESTRELLA GALICIA 0,0 | BEON | DUNLOP | 1:52.507 | 125.8 | 5 |
| 17:01.225 | 5 Francesc PEREZ CASAS | ETG RACING | BEON | DUNLOP | 1:51.920 | 126.5 | 9 |
| 24:38.487 | 26 Miguel PARRA MARTINEZ | SCHOOL TEAM ESTRELLA GALICIA 0,0 | BEON | DUNLOP | 1:51.855 | 126.6 | 13 |




Premoto3 RFME CEV Carrera 2

Tiempos por vuelta

Piloto Doblado

| Nº | Tiempo | Dif. | Nº | Tiempo | Dif. | Nº | Tiempo | Dif. | Nº | Tiempo | Dif. | Nº | Tiempo | Dif. |
|-----------------|----------|--------|-----------------|----------|--------|-----------------|----------|--------|------------------|----------|----------|------------------|----------|----------|
| Vuelta 1 | | | 70 | 1:59.980 | 15.832 | 57 | 1:55.580 | 15.074 | 4 | 1:54.756 | 18.070 | 87 | 1:54.911 | 22.434 |
| 7 | 1:58.699 | | 95 | 1:59.919 | 16.509 | 91 | 1:55.328 | 15.458 | 87 | 1:54.964 | 18.679 | 57 | 1:56.757 | 27.916 |
| 5 | 1:59.047 | 0.348 | 14 | 2:00.047 | 17.280 | 70 | 1:58.403 | 27.489 | 57 | 1:55.931 | 20.555 | 91 | 1:56.661 | 28.076 |
| 25 | 1:59.885 | 1.186 | 58 | 2:00.087 | 17.876 | 95 | 1:59.388 | 29.512 | 91 | 1:56.027 | 20.861 | 70 | 1:58.129 | 49.827 |
| 26 | 2:00.314 | 1.615 | 30 | 2:06.035 | 28.518 | 58 | 1:59.453 | 30.803 | 70 | 1:58.346 | 38.826 | 14 | 1:58.793 | 58.937 |
| 45 | 2:00.396 | 1.697 | Vuelta 3 | | | 14 | 1:59.985 | 30.963 | 95 | 2:02.108 | 45.594 | 95 | 1:59.656 | 1:01.105 |
| 77 | 2:01.135 | 2.436 | 7 | 1:53.135 | | 30 | 2:07.048 | 58.744 | 14 | 2:00.697 | 45.916 | Vuelta 9 | | |
| 28 | 2:01.223 | 2.524 | 5 | 1:53.278 | 0.028 | Vuelta 5 | | | 30 | 2:13.598 | 1:34.221 | 5 | 1:51.920 | |
| 61 | 2:01.757 | 3.058 | 45 | 1:53.715 | 1.797 | 5 | 1:52.830 | | Vuelta 7 | | | 7 | 1:52.358 | 0.318 |
| 76 | 2:02.391 | 3.692 | 25 | 1:53.658 | 2.024 | 7 | 1:52.713 | 0.031 | 7 | 1:52.736 | | 26 | 1:53.177 | 6.766 |
| 11 | 2:02.761 | 4.062 | 26 | 1:53.376 | 2.560 | 45 | 1:54.009 | 3.792 | 5 | 1:52.694 | 0.040 | 11 | 1:52.634 | 6.771 |
| 35 | 2:02.981 | 4.282 | 77 | 1:53.221 | 2.864 | 26 | 1:53.330 | 4.120 | 26 | 1:53.864 | 5.463 | 25 | 1:52.553 | 6.831 |
| 19 | 2:03.079 | 4.380 | 28 | 1:53.765 | 3.155 | 25 | 1:54.671 | 4.651 | 77 | 1:53.487 | 5.774 | 46 | 1:52.380 | 6.963 |
| 67 | 2:03.282 | 4.583 | 61 | 1:53.551 | 3.510 | 77 | 1:53.868 | 4.675 | 45 | 1:54.131 | 5.790 | 45 | 1:53.822 | 8.171 |
| 18 | 2:03.434 | 4.735 | 46 | 1:52.773 | 5.013 | 61 | 1:53.682 | 4.915 | 11 | 1:53.141 | 6.216 | 61 | 1:53.513 | 8.355 |
| 46 | 2:03.692 | 4.993 | 11 | 1:53.635 | 5.023 | 28 | 1:54.150 | 5.336 | 25 | 1:53.899 | 6.289 | 76 | 1:53.298 | 8.857 |
| 55 | 2:03.878 | 5.179 | 76 | 1:54.047 | 5.566 | 11 | 1:52.507 | 5.415 | 61 | 1:53.412 | 6.532 | 77 | 1:54.591 | 9.317 |
| 10 | 2:04.611 | 5.912 | 67 | 1:53.245 | 6.257 | 46 | 1:52.731 | 5.460 | 46 | 1:53.375 | 6.707 | 67 | 1:54.222 | 9.358 |
| 53 | 2:05.173 | 6.474 | 35 | 1:53.584 | 6.363 | 76 | 1:52.754 | 6.107 | 67 | 1:53.248 | 7.198 | 28 | 1:54.164 | 11.317 |
| 44 | 2:05.193 | 6.494 | 55 | 1:53.911 | 7.524 | 67 | 1:52.575 | 6.475 | 76 | 1:53.556 | 7.362 | 35 | 1:52.937 | 11.937 |
| 43 | 2:05.231 | 6.532 | 43 | 1:53.906 | 8.962 | 35 | 1:53.782 | 8.805 | 28 | 1:54.240 | 8.042 | 43 | 1:52.492 | 12.277 |
| 4 | 2:05.283 | 6.584 | 10 | 1:55.479 | 9.920 | 43 | 1:53.497 | 10.327 | 35 | 1:53.616 | 10.635 | 55 | 1:53.295 | 13.846 |
| 57 | 2:05.616 | 6.917 | 53 | 1:55.357 | 10.397 | 55 | 1:53.865 | 10.372 | 43 | 1:53.351 | 11.548 | 53 | 1:53.866 | 18.367 |
| 91 | 2:06.225 | 7.526 | 44 | 1:55.758 | 10.427 | 53 | 1:53.879 | 13.770 | 55 | 1:53.156 | 11.936 | 44 | 1:54.225 | 21.477 |
| 87 | 2:06.410 | 7.711 | 4 | 1:54.950 | 11.088 | 44 | 1:54.946 | 15.166 | 53 | 1:53.721 | 15.679 | 4 | 1:54.122 | 21.620 |
| 70 | 2:08.000 | 9.301 | 57 | 1:55.626 | 12.115 | 10 | 1:56.024 | 15.876 | 44 | 1:54.282 | 17.922 | 30 | 4:25.703 | 2 Laps |
| 95 | 2:08.738 | 10.039 | 87 | 1:55.502 | 12.278 | 4 | 1:55.203 | 16.038 | 4 | 1:53.552 | 18.886 | 10 | 1:55.872 | 26.017 |
| 14 | 2:09.381 | 10.682 | 91 | 1:56.044 | 12.751 | 87 | 1:54.819 | 16.439 | 10 | 1:54.579 | 19.764 | 91 | 1:56.090 | 32.126 |
| 58 | 2:09.937 | 11.238 | 70 | 1:59.125 | 21.707 | 57 | 1:55.104 | 17.348 | 87 | 1:54.456 | 20.399 | 57 | 1:56.712 | 32.588 |
| 30 | 2:14.631 | 15.932 | 95 | 1:59.486 | 22.745 | 91 | 1:54.930 | 17.558 | 57 | 1:56.216 | 24.035 | 70 | 1:58.441 | 56.228 |
| Vuelta 2 | | | 14 | 1:59.569 | 23.599 | 70 | 1:58.545 | 33.204 | 91 | 1:56.166 | 24.291 | 14 | 1:58.678 | 1:05.575 |
| 5 | 1:53.101 | | 58 | 1:59.345 | 23.971 | 95 | 1:59.528 | 36.210 | 70 | 1:58.484 | 44.574 | 95 | 1:59.655 | 1:08.720 |
| 7 | 1:53.564 | 0.115 | 30 | 2:09.049 | 44.317 | Vuelta 4 | | | 14 | 1:59.810 | 37.943 | Vuelta 10 | | |
| 45 | 1:53.084 | 1.332 | Vuelta 6 | | | 14 | 1:59.810 | 37.943 | 30 | 2:07.433 | 1:13.347 | 7 | 1:52.069 | |
| 25 | 1:53.879 | 1.616 | 5 | 1:52.593 | | Vuelta 8 | | | 95 | 2:01.467 | 54.325 | 5 | 1:52.449 | 0.062 |
| 26 | 1:54.268 | 2.434 | 7 | 1:52.769 | 0.148 | 7 | 1:52.876 | | Vuelta 10 | | | 11 | 1:52.839 | 7.223 |
| 28 | 1:53.565 | 2.640 | 45 | 1:53.437 | 2.613 | 5 | 1:52.956 | 0.120 | 7 | 1:52.876 | | 46 | 1:52.725 | 7.301 |
| 77 | 1:53.906 | 2.893 | 25 | 1:53.407 | 2.810 | 26 | 1:53.042 | 5.629 | 26 | 1:53.042 | 5.629 | 25 | 1:53.103 | 7.547 |
| 61 | 1:53.600 | 3.209 | 26 | 1:53.681 | 3.620 | 11 | 1:52.837 | 6.177 | 11 | 1:52.837 | 6.177 | 26 | 1:53.667 | 8.046 |
| 11 | 1:54.025 | 4.638 | 77 | 1:53.394 | 3.637 | 25 | 1:52.905 | 6.318 | 25 | 1:52.905 | 6.318 | 61 | 1:52.640 | 8.608 |
| 76 | 1:54.526 | 4.769 | 28 | 1:53.482 | 4.016 | 45 | 1:53.475 | 6.389 | 45 | 1:53.475 | 6.389 | 45 | 1:52.878 | 8.662 |
| 46 | 1:53.946 | 5.490 | 61 | 1:53.174 | 4.063 | 46 | 1:52.792 | 6.623 | 46 | 1:52.792 | 6.623 | 76 | 1:52.442 | 8.912 |
| 19 | 1:54.931 | 5.862 | 46 | 1:53.167 | 5.559 | 77 | 1:53.868 | 6.766 | 77 | 1:53.868 | 6.766 | 67 | 1:52.040 | 9.011 |
| 35 | 1:55.196 | 6.029 | 11 | 1:53.336 | 5.738 | 61 | 1:53.226 | 6.882 | 61 | 1:53.226 | 6.882 | 77 | 1:53.410 | 10.340 |
| 67 | 1:55.128 | 6.262 | 76 | 1:53.238 | 6.183 | 28 | 1:53.926 | 6.538 | 28 | 1:53.926 | 6.538 | 35 | 1:52.827 | 12.377 |
| 55 | 1:55.133 | 6.863 | 67 | 1:53.094 | 6.730 | 76 | 1:53.159 | 6.542 | 76 | 1:53.159 | 6.542 | 28 | 1:53.837 | 12.767 |
| 10 | 1:55.228 | 7.691 | 35 | 1:54.111 | 7.853 | 67 | 1:52.935 | 6.686 | 28 | 1:54.027 | 9.193 | 43 | 1:52.968 | 12.858 |
| 44 | 1:54.874 | 7.919 | 55 | 1:54.434 | 9.337 | 43 | 1:53.327 | 4.395 | 35 | 1:53.281 | 11.040 | 55 | 1:53.262 | 14.721 |
| 53 | 1:55.265 | 8.290 | 43 | 1:53.319 | 9.660 | 77 | 1:53.072 | 5.023 | 43 | 1:53.153 | 11.825 | 53 | 1:53.756 | 19.736 |
| 43 | 1:55.223 | 8.306 | 10 | 1:55.383 | 12.682 | 25 | 1:53.199 | 5.126 | 55 | 1:53.531 | 12.591 | 44 | 1:54.504 | 23.594 |
| 4 | 1:56.253 | 9.388 | 53 | 1:54.945 | 12.721 | 11 | 1:53.120 | 5.811 | 53 | 1:53.738 | 16.541 | 4 | 1:54.530 | 23.763 |
| 57 | 1:56.271 | 9.739 | 44 | 1:55.244 | 13.050 | 61 | 1:53.665 | 5.856 | 44 | 1:54.246 | 19.292 | 10 | 1:54.832 | 28.462 |
| 91 | 1:55.880 | 9.957 | 4 | 1:55.198 | 13.665 | 46 | 1:53.332 | 6.068 | 4 | 1:53.528 | 19.538 | 57 | 1:55.972 | 36.173 |
| 87 | 1:55.764 | 10.026 | 87 | 1:54.793 | 14.450 | 28 | 1:53.926 | 6.538 | 10 | 1:55.297 | 22.185 | 91 | 1:57.186 | 36.925 |




Premoto3
RFME CEV
Carrera 2

Tiempos por vuelta

Piloto Doblado

| Nº | Tiempo | Dif. | Nº | Tiempo | Dif. | Nº | Tiempo | Dif. | Nº | Tiempo | Dif. | Nº | Tiempo | Dif. |
|------------------|----------|----------|----|----------|----------|----|--------|------|----|--------|------|----|--------|------|
| 30 | 2:20.342 | 2 Laps | 5 | 1:52.194 | | | | | | | | | | |
| 70 | 1:58.187 | 1:02.028 | 7 | 1:52.684 | 0.402 | | | | | | | | | |
| 14 | 1:58.954 | 1:12.142 | 11 | 1:52.366 | 7.766 | | | | | | | | | |
| 95 | 1:59.864 | 1:16.197 | 26 | 1:51.855 | 7.877 | | | | | | | | | |
| Vuelta 11 | | | 46 | 1:52.450 | 7.902 | | | | | | | | | |
| | | | 25 | 1:52.076 | 8.144 | | | | | | | | | |
| 7 | 1:52.254 | | 61 | 1:52.363 | 8.644 | | | | | | | | | |
| 5 | 1:52.319 | 0.127 | 67 | 1:52.942 | 10.738 | | | | | | | | | |
| 11 | 1:52.598 | 7.567 | 77 | 1:53.052 | 13.063 | | | | | | | | | |
| 46 | 1:52.579 | 7.626 | 35 | 1:53.532 | 16.327 | | | | | | | | | |
| 25 | 1:52.567 | 7.860 | 43 | 1:53.394 | 16.353 | | | | | | | | | |
| 26 | 1:52.511 | 8.303 | 28 | 1:53.335 | 16.875 | | | | | | | | | |
| 61 | 1:52.118 | 8.472 | 55 | 1:53.483 | 17.298 | | | | | | | | | |
| 45 | 1:52.852 | 9.260 | 53 | 1:54.504 | 25.112 | | | | | | | | | |
| 76 | 1:53.045 | 9.703 | 44 | 1:54.403 | 30.041 | | | | | | | | | |
| 67 | 1:53.044 | 9.801 | 4 | 1:57.219 | 33.123 | | | | | | | | | |
| 77 | 1:53.367 | 11.453 | 10 | 1:54.262 | 34.613 | | | | | | | | | |
| 35 | 1:53.730 | 13.853 | 57 | 1:57.017 | 50.705 | | | | | | | | | |
| 43 | 1:53.554 | 14.158 | 70 | 1:59.882 | 1:22.389 | | | | | | | | | |
| 28 | 1:54.217 | 14.730 | 14 | 1:59.497 | 1:33.222 | | | | | | | | | |
| 55 | 1:53.258 | 15.725 | 95 | 2:00.738 | 1:40.326 | | | | | | | | | |
| 53 | 1:54.028 | 21.510 | 30 | 2:08.514 | 2 Laps | | | | | | | | | |
| 44 | 1:54.398 | 25.738 | | | | | | | | | | | | |
| 4 | 1:54.475 | 25.984 | | | | | | | | | | | | |
| 10 | 1:54.639 | 30.847 | | | | | | | | | | | | |
| 57 | 1:56.986 | 40.905 | | | | | | | | | | | | |
| 70 | 1:58.114 | 1:07.888 | | | | | | | | | | | | |
| 30 | 2:10.797 | 2 Laps | | | | | | | | | | | | |
| 14 | 1:59.866 | 1:19.754 | | | | | | | | | | | | |
| 95 | 2:00.234 | 1:24.177 | | | | | | | | | | | | |
| Vuelta 12 | | | | | | | | | | | | | | |
| 7 | 1:52.462 | | | | | | | | | | | | | |
| 5 | 1:52.423 | 0.088 | | | | | | | | | | | | |
| 11 | 1:52.577 | 7.682 | | | | | | | | | | | | |
| 46 | 1:52.570 | 7.734 | | | | | | | | | | | | |
| 26 | 1:52.463 | 8.304 | | | | | | | | | | | | |
| 25 | 1:52.952 | 8.350 | | | | | | | | | | | | |
| 61 | 1:52.553 | 8.563 | | | | | | | | | | | | |
| 67 | 1:52.739 | 10.078 | | | | | | | | | | | | |
| 77 | 1:53.302 | 12.293 | | | | | | | | | | | | |
| 35 | 1:53.686 | 15.077 | | | | | | | | | | | | |
| 43 | 1:53.545 | 15.241 | | | | | | | | | | | | |
| 28 | 1:53.554 | 15.822 | | | | | | | | | | | | |
| 55 | 1:52.834 | 16.097 | | | | | | | | | | | | |
| 53 | 1:53.842 | 22.890 | | | | | | | | | | | | |
| 44 | 1:54.644 | 27.920 | | | | | | | | | | | | |
| 4 | 1:54.664 | 28.186 | | | | | | | | | | | | |
| 10 | 1:54.248 | 32.633 | | | | | | | | | | | | |
| 57 | 1:57.527 | 45.970 | | | | | | | | | | | | |
| 70 | 1:59.363 | 1:14.789 | | | | | | | | | | | | |
| 30 | 2:08.847 | 2 Laps | | | | | | | | | | | | |
| 14 | 1:58.715 | 1:26.007 | | | | | | | | | | | | |
| 95 | 2:00.155 | 1:31.870 | | | | | | | | | | | | |
| Vuelta 13 | | | | | | | | | | | | | | |



Premoto3


RFME CEV

Carrera 2

Vuelta a vuelta

| Vlt. | Tiempo | Sector 1 | Sector 2 | Sector 3 | Km/h | T. Sesión | Vlt. | Tiempo | Sector 1 | Sector 2 | Sector 3 | Km/h | T. Sesión | |
|-----------|-----------------------------------|----------|----------|----------|-------|-----------|------|---------------------------------------|----------------------------------|----------|----------|--------|-----------|-----------|
| 4 | Adrian CARRASCO ALBA ESP | | | | | | | 6 | 1:54.769 | 31.027 | 40.942 | 42.800 | 123.4 | 11:41.494 |
| | CUNA CAMPEONES MIR RACING | | | | | | | 7 | 1:54.579 | 31.255 | 40.548 | 42.776 | 123.6 | 13:36.073 |
| 1 | 2:05.283 | 39.044 | 42.529 | 43.710 | 113.0 | 2:05.283 | 8 | 1:55.297 | 31.246 | 40.911 | 43.140 | 122.8 | 15:31.370 | |
| 2 | 1:56.253 | 31.454 | 41.292 | 43.507 | 121.8 | 4:01.536 | 9 | 1:55.872 | 31.673 | 41.171 | 43.028 | 122.2 | 17:27.242 | |
| 3 | 1:54.950 | 31.044 | 41.115 | 42.791 | 123.2 | 5:56.486 | 10 | 1:54.832 | 31.394 | 40.734 | 42.704 | 123.3 | 19:22.074 | |
| 4 | 1:55.198 | 30.895 | 40.860 | 43.443 | 122.9 | 7:51.684 | 11 | 1:54.639 | 31.424 | 40.573 | 42.642 | 123.5 | 21:16.713 | |
| 5 | 1:55.203 | 31.034 | 40.972 | 43.197 | 122.9 | 9:46.887 | 12 | 1:54.248 | 31.268 | 40.510 | 42.470 | 123.9 | 23:10.961 | |
| 6 | 1:54.756 | 30.935 | 40.979 | 42.842 | 123.4 | 11:41.643 | 13 | 1:54.262 | 31.083 | 40.580 | 42.599 | 123.9 | 25:05.223 | |
| 7 | 1:53.552 | 30.886 | 40.264 | 42.402 | 124.7 | 13:35.195 | | | | | | | | |
| 8 | 1:53.528 | 30.782 | 40.444 | 42.302 | 124.7 | 15:28.723 | | | | | | | | |
| 9 | 1:54.122 | 31.021 | 40.429 | 42.672 | 124.1 | 17:22.845 | | | | | | | | |
| 10 | 1:54.530 | 30.914 | 40.887 | 42.729 | 123.6 | 19:17.375 | | | | | | | | |
| 11 | 1:54.475 | 31.155 | 40.519 | 42.801 | 123.7 | 21:11.850 | | | | | | | | |
| 12 | 1:54.664 | 30.927 | 40.792 | 42.945 | 123.5 | 23:06.514 | | | | | | | | |
| 13 | 1:57.219 | 31.443 | 41.839 | 43.937 | 120.8 | 25:03.733 | | | | | | | | |
| 5 | Francesc PEREZ CASAS ESP | | | | | | | 11 | Sergio GARCIA DOLS ESP | | | | | |
| | ETG RACING BEON | | | | | | | SCHOOL TEAM ESTRELLA GALICIA 0,0 BEON | | | | | | |
| 1 | 1:59.047 | 36.209 | 40.462 | 42.376 | 118.9 | 1:59.047 | 1 | 2:02.761 | 38.664 | 41.180 | 42.917 | 115.3 | 2:02.761 | |
| 2 | 1:53.101 | 30.655 | 40.080 | 42.366 | 125.2 | 3:52.148 | 2 | 1:54.025 | 30.720 | 40.615 | 42.690 | 124.2 | 3:56.786 | |
| 3 | 1:53.278 | 31.034 | 40.186 | 42.058 | 125.0 | 5:45.426 | 3 | 1:53.635 | 30.989 | 40.326 | 42.320 | 124.6 | 5:50.421 | |
| 4 | 1:52.593 | 30.784 | 39.810 | 41.999 | 125.8 | 7:38.019 | 4 | 1:53.336 | 30.597 | 40.550 | 42.189 | 124.9 | 7:43.757 | |
| 5 | 1:52.830 | 30.876 | 39.923 | 42.031 | 125.5 | 9:30.849 | 5 | 1:52.507 | 30.425 | 39.992 | 42.090 | 125.8 | 9:36.264 | |
| 6 | 1:52.806 | 30.883 | 39.925 | 41.998 | 125.5 | 11:23.655 | 6 | 1:53.120 | 30.326 | 40.086 | 42.708 | 125.2 | 11:29.384 | |
| 7 | 1:52.694 | 30.762 | 39.839 | 42.093 | 125.6 | 13:16.349 | 7 | 1:53.141 | 30.416 | 40.405 | 42.320 | 125.1 | 13:22.525 | |
| 8 | 1:52.956 | 30.850 | 39.750 | 42.356 | 125.3 | 15:09.305 | 8 | 1:52.837 | 30.412 | 40.050 | 42.375 | 125.5 | 15:15.362 | |
| 9 | 1:51.920 | 30.815 | 39.360 | 41.745 | 126.5 | 17:01.225 | 9 | 1:52.634 | 30.416 | 39.874 | 42.344 | 125.7 | 17:07.996 | |
| 10 | 1:52.449 | 30.575 | 39.940 | 41.934 | 125.9 | 18:53.674 | 10 | 1:52.839 | 30.798 | 39.934 | 42.107 | 125.5 | 19:00.835 | |
| 11 | 1:52.319 | 30.656 | 39.718 | 41.945 | 126.1 | 20:45.993 | 11 | 1:52.598 | 30.828 | 39.681 | 42.089 | 125.7 | 20:53.433 | |
| 12 | 1:52.423 | 30.711 | 39.682 | 42.030 | 125.9 | 22:38.416 | 12 | 1:52.577 | 30.736 | 39.825 | 42.016 | 125.8 | 22:46.010 | |
| 13 | 1:52.194 | 30.662 | 39.403 | 42.129 | 126.2 | 24:30.610 | 13 | 1:52.366 | 30.532 | 39.778 | 42.056 | 126.0 | 24:38.376 | |
| 7 | Barry BALTUS BEL | | | | | | | 14 | Maria BELLOT BERNABE ESP | | | | | |
| | AJO MOTORSPORT ACADEMY BEON | | | | | | | GASSSSSCHOOL BEON | | | | | | |
| 1 | 1:58.699 | 35.548 | 40.572 | 42.579 | 119.3 | 1:58.699 | 1 | 2:09.381 | 41.046 | 43.219 | 45.116 | 109.4 | 2:09.381 | |
| 2 | 1:53.564 | 30.739 | 40.501 | 42.324 | 124.7 | 3:52.263 | 2 | 2:00.047 | 32.534 | 42.760 | 44.753 | 117.9 | 4:09.428 | |
| 3 | 1:53.135 | 30.683 | 40.130 | 42.322 | 125.1 | 5:45.398 | 3 | 1:59.569 | 32.635 | 42.415 | 44.519 | 118.4 | 6:08.997 | |
| 4 | 1:52.769 | 30.688 | 40.171 | 41.910 | 125.6 | 7:38.167 | 4 | 1:59.985 | 32.341 | 42.444 | 45.200 | 118.0 | 8:08.982 | |
| 5 | 1:52.713 | 30.556 | 39.860 | 42.297 | 125.6 | 9:30.880 | 5 | 1:59.810 | 33.037 | 42.247 | 44.526 | 118.2 | 10:08.792 | |
| 6 | 1:52.693 | 30.676 | 39.770 | 42.247 | 125.6 | 11:23.573 | 6 | 2:00.697 | 32.882 | 42.539 | 45.276 | 117.3 | 12:09.489 | |
| 7 | 1:52.736 | 30.673 | 39.770 | 42.293 | 125.6 | 13:16.309 | 7 | 1:59.840 | 33.162 | 42.347 | 44.331 | 118.1 | 14:09.329 | |
| 8 | 1:52.876 | 30.713 | 39.725 | 42.438 | 125.4 | 15:09.185 | 8 | 1:58.793 | 32.545 | 41.939 | 44.309 | 119.2 | 16:08.122 | |
| 9 | 1:52.358 | 30.693 | 39.779 | 41.886 | 126.0 | 17:01.543 | 9 | 1:58.678 | 32.404 | 42.082 | 44.192 | 119.3 | 18:06.800 | |
| 10 | 1:52.069 | 30.382 | 39.592 | 42.095 | 126.3 | 18:53.612 | 10 | 1:58.954 | 32.497 | 42.166 | 44.291 | 119.0 | 20:05.754 | |
| 11 | 1:52.254 | 30.572 | 39.658 | 42.024 | 126.1 | 20:45.866 | 11 | 1:59.866 | 32.887 | 42.453 | 44.526 | 118.1 | 22:05.620 | |
| 12 | 1:52.462 | 30.665 | 39.686 | 42.111 | 125.9 | 22:38.328 | 12 | 1:58.715 | 32.661 | 41.871 | 44.183 | 119.3 | 24:04.335 | |
| 13 | 1:52.684 | 30.571 | 39.587 | 42.526 | 125.7 | 24:31.012 | 13 | 1:59.497 | 32.930 | 42.241 | 44.326 | 118.5 | 26:03.832 | |
| 10 | Adam IÑIGUEZ GUZMAN ESP | | | | | | | 18 | Manuel GONZALEZ SIMON ESP | | | | | |
| | CUNA DE CAMPEONES MIR RACING | | | | | | | HALCOURIER EME-T | | | | | | |
| 1 | 2:04.611 | 38.840 | 42.426 | 43.345 | 113.6 | 2:04.611 | 1 | 2:03.434 | 38.910 | 41.846 | 42.678 | 114.7 | 2:03.434 | |
| 2 | 1:55.228 | 31.094 | 41.330 | 42.804 | 122.9 | 3:59.839 | | | | | | | | |
| 3 | 1:55.479 | 30.894 | 41.462 | 43.123 | 122.6 | 5:55.318 | | | | | | | | |
| 4 | 1:55.383 | 31.207 | 41.147 | 43.029 | 122.7 | 7:50.701 | | | | | | | | |
| 5 | 1:56.024 | 31.777 | 41.071 | 43.176 | 122.0 | 9:46.725 | | | | | | | | |
| 19 | Victor RODRIGUEZ NUÑEZ ESP | | | | | | | 25 | Andy VERDOIA FRA | | | | | |
| | HALCOURIER MS RACING | | | | | | | ETG RACING BEON | | | | | | |
| 1 | 2:03.079 | 38.354 | 41.186 | 43.539 | 115.0 | 2:03.079 | 1 | 1:59.885 | 36.059 | 41.050 | 42.776 | 118.1 | 1:59.885 | |
| 2 | 1:54.931 | 30.943 | 40.837 | 43.151 | 123.2 | 3:58.010 | 2 | 1:53.879 | 30.875 | 40.598 | 42.406 | 124.3 | 3:53.764 | |
| | | | | | | | 3 | 1:53.658 | 30.843 | 40.286 | 42.529 | 124.6 | 5:47.422 | |






Premoto3
 RFME CEV
 Carrera 2

Vuelta a vuelta

| Vlt. | Tiempo | Sector 1 | Sector 2 | Sector 3 | Km/h | T. Sesión | Vlt. | Tiempo | Sector 1 | Sector 2 | Sector 3 | Km/h | T. Sesión |
|--|----------|----------|----------|----------|-------|-----------|---------------------------------------|----------|----------|----------|----------|-------|-----------|
| 4 | 1:53.407 | 30.700 | 40.394 | 42.313 | 124.8 | 7:40.829 | | | | | | | |
| 5 | 1:54.671 | 30.994 | 40.989 | 42.688 | 123.5 | 9:35.500 | | | | | | | |
| 6 | 1:53.199 | 30.593 | 40.331 | 42.275 | 125.1 | 11:28.699 | | | | | | | |
| 7 | 1:53.899 | 30.730 | 41.042 | 42.127 | 124.3 | 13:22.598 | | | | | | | |
| 8 | 1:52.905 | 30.716 | 40.097 | 42.092 | 125.4 | 15:15.503 | | | | | | | |
| 9 | 1:52.553 | 30.795 | 39.751 | 42.007 | 125.8 | 17:08.056 | | | | | | | |
| 10 | 1:53.103 | 31.098 | 40.046 | 41.959 | 125.2 | 19:01.159 | | | | | | | |
| 11 | 1:52.567 | 30.909 | 39.935 | 41.723 | 125.8 | 20:53.726 | | | | | | | |
| 12 | 1:52.952 | 31.114 | 39.945 | 41.893 | 125.4 | 22:46.678 | | | | | | | |
| 13 | 1:52.076 | 30.604 | 39.768 | 41.704 | 126.3 | 24:38.754 | | | | | | | |
| 26 Miguel PARRA MARTINEZ ESP | | | | | | | 35 Joshua BAUER GER | | | | | | |
| SCHOOL TEAM ESTRELLA GALICIA 0,0 BEON | | | | | | | SCHOOL TEAM ESTRELLA GALICIA 0,0 BEON | | | | | | |
| 1 | 2:00.314 | 36.733 | 40.855 | 42.726 | 117.7 | 2:00.314 | 1 | 2:02.981 | 38.170 | 41.678 | 43.133 | 115.1 | 2:02.981 |
| 2 | 1:54.268 | 30.914 | 40.610 | 42.744 | 123.9 | 3:54.582 | 2 | 1:55.196 | 31.182 | 41.243 | 42.771 | 122.9 | 3:58.177 |
| 3 | 1:53.376 | 30.551 | 40.365 | 42.460 | 124.9 | 5:47.958 | 3 | 1:53.584 | 30.540 | 40.394 | 42.650 | 124.7 | 5:51.761 |
| 4 | 1:53.681 | 30.450 | 40.487 | 42.744 | 124.5 | 7:41.639 | 4 | 1:54.111 | 30.365 | 40.308 | 43.438 | 124.1 | 7:45.872 |
| 5 | 1:53.330 | 30.492 | 40.477 | 42.361 | 124.9 | 9:34.969 | 5 | 1:53.782 | 30.464 | 40.553 | 42.765 | 124.4 | 9:39.654 |
| 6 | 1:52.939 | 30.578 | 40.198 | 42.163 | 125.4 | 11:27.908 | 6 | 1:53.674 | 30.727 | 40.481 | 42.466 | 124.6 | 11:33.328 |
| 7 | 1:53.864 | 31.088 | 40.308 | 42.468 | 124.3 | 13:21.772 | 7 | 1:53.616 | 30.671 | 40.515 | 42.430 | 124.6 | 13:26.944 |
| 8 | 1:53.042 | 30.599 | 40.181 | 42.262 | 125.3 | 15:14.814 | 8 | 1:53.281 | 30.783 | 40.292 | 42.206 | 125.0 | 15:20.225 |
| 9 | 1:53.177 | 30.639 | 40.053 | 42.485 | 125.1 | 17:07.991 | 9 | 1:52.937 | 30.309 | 40.399 | 42.229 | 125.4 | 17:13.162 |
| 10 | 1:53.667 | 31.430 | 40.147 | 42.090 | 124.6 | 19:01.658 | 10 | 1:52.827 | 30.398 | 40.166 | 42.263 | 125.5 | 19:05.989 |
| 11 | 1:52.511 | 30.551 | 40.138 | 41.822 | 125.8 | 20:54.169 | 11 | 1:53.730 | 30.461 | 40.626 | 42.643 | 124.5 | 20:59.719 |
| 12 | 1:52.463 | 30.453 | 39.968 | 42.042 | 125.9 | 22:46.632 | 12 | 1:53.686 | 30.471 | 40.653 | 42.562 | 124.5 | 22:53.405 |
| 13 | 1:51.855 | 30.282 | 39.750 | 41.823 | 126.6 | 24:38.487 | 13 | 1:53.532 | 30.516 | 40.475 | 42.541 | 124.7 | 24:46.937 |
| 28 Alvaro DIAZ CEBRIAN ESP | | | | | | | 43 Xavier ARTIGAS LOPEZ ESP | | | | | | |
| MRW-ASPAR TEAM BEON | | | | | | | TONI ELIAS RACING ELIAS | | | | | | |
| 1 | 2:01.223 | 36.951 | 41.085 | 43.187 | 116.8 | 2:01.223 | 1 | 2:05.231 | 39.200 | 42.962 | 43.069 | 113.1 | 2:05.231 |
| 2 | 1:53.565 | 30.510 | 40.439 | 42.616 | 124.7 | 3:54.788 | 2 | 1:55.223 | 31.352 | 41.314 | 42.557 | 122.9 | 4:00.454 |
| 3 | 1:53.765 | 30.498 | 40.943 | 42.324 | 124.5 | 5:48.553 | 3 | 1:53.906 | 30.811 | 40.749 | 42.346 | 124.3 | 5:54.360 |
| 4 | 1:53.482 | 30.505 | 40.485 | 42.492 | 124.8 | 7:42.035 | 4 | 1:53.319 | 30.759 | 40.405 | 42.155 | 124.9 | 7:47.679 |
| 5 | 1:54.150 | 30.895 | 40.703 | 42.552 | 124.0 | 9:36.185 | 5 | 1:53.497 | 30.906 | 40.285 | 42.306 | 124.8 | 9:41.176 |
| 6 | 1:53.926 | 31.152 | 40.430 | 42.344 | 124.3 | 11:30.111 | 6 | 1:53.330 | 30.683 | 40.354 | 42.293 | 124.9 | 11:34.506 |
| 7 | 1:54.240 | 30.999 | 40.560 | 42.681 | 123.9 | 13:24.351 | 7 | 1:53.351 | 30.744 | 40.387 | 42.220 | 124.9 | 13:27.857 |
| 8 | 1:54.027 | 30.768 | 40.497 | 42.762 | 124.2 | 15:18.378 | 8 | 1:53.153 | 30.794 | 40.417 | 41.942 | 125.1 | 15:21.010 |
| 9 | 1:54.164 | 30.999 | 40.587 | 42.578 | 124.0 | 17:12.542 | 9 | 1:52.492 | 30.515 | 40.099 | 41.878 | 125.9 | 17:13.502 |
| 10 | 1:53.837 | 30.810 | 40.690 | 42.337 | 124.4 | 19:06.379 | 10 | 1:52.968 | 30.524 | 40.401 | 42.043 | 125.3 | 19:06.470 |
| 11 | 1:54.217 | 30.751 | 40.547 | 42.919 | 124.0 | 21:00.596 | 11 | 1:53.554 | 30.454 | 40.508 | 42.592 | 124.7 | 21:00.024 |
| 12 | 1:53.554 | 30.642 | 40.451 | 42.461 | 124.7 | 22:54.150 | 12 | 1:53.545 | 30.527 | 40.691 | 42.327 | 124.7 | 22:53.569 |
| 13 | 1:53.335 | 30.646 | 40.376 | 42.313 | 124.9 | 24:47.485 | 13 | 1:53.394 | 30.715 | 40.457 | 42.222 | 124.9 | 24:46.963 |
| 30 Bruna Filipa JACINTO LOPES POR | | | | | | | 44 Mikel MATA SABATEL ESP | | | | | | |
| EUROTRADISRACING TEAM/ FMP TPR | | | | | | | AMRCOMPETICION BEON | | | | | | |
| 1 | 2:14.631 | 42.260 | 45.592 | 46.779 | 105.2 | 2:14.631 | 1 | 2:05.193 | 38.185 | 42.849 | 44.159 | 113.1 | 2:05.193 |
| 2 | 2:06.035 | 34.392 | 44.736 | 46.907 | 112.3 | 4:20.666 | 2 | 1:54.874 | 31.126 | 40.907 | 42.841 | 123.3 | 4:00.067 |
| 3 | 2:09.049 | 36.360 | 45.189 | 47.500 | 109.7 | 6:29.715 | 3 | 1:55.758 | 30.846 | 41.446 | 43.466 | 122.3 | 5:55.825 |
| 4 | 2:07.048 | 35.074 | 44.814 | 47.160 | 111.4 | 8:36.763 | 4 | 1:55.244 | 30.866 | 41.501 | 42.877 | 122.9 | 7:51.069 |
| 5 | 2:07.433 | 35.002 | 44.989 | 47.442 | 111.1 | 10:44.196 | 5 | 1:54.946 | 31.566 | 40.696 | 42.684 | 123.2 | 9:46.015 |
| 6 | 2:13.598 | 38.136 | 46.911 | 48.551 | 106.0 | 12:57.794 | 6 | 1:53.934 | 30.822 | 40.411 | 42.701 | 124.3 | 11:39.949 |
| 7 | 4:25.703 | 36.846 | 47.742 | 3:01.115 | 53.3 | 17:23.497 | 7 | 1:54.282 | 30.919 | 40.556 | 42.807 | 123.9 | 13:34.231 |
| 8 | 2:20.342 | 44.139 | 48.109 | 48.094 | 100.9 | 19:43.839 | 8 | 1:54.246 | 30.879 | 40.564 | 42.803 | 123.9 | 15:28.477 |
| 9 | 2:10.797 | 35.993 | 46.283 | 48.521 | 108.3 | 21:54.636 | 9 | 1:54.225 | 31.043 | 40.505 | 42.677 | 124.0 | 17:22.702 |
| 10 | 2:08.847 | 34.651 | 46.410 | 47.786 | 109.9 | 24:03.483 | 10 | 1:54.504 | 30.960 | 40.780 | 42.764 | 123.7 | 19:17.206 |
| 11 | 2:08.514 | 35.783 | 44.727 | 48.004 | 110.2 | 26:11.997 | 11 | 1:54.398 | 30.995 | 40.676 | 42.727 | 123.8 | 21:11.604 |
| | | | | | | | 12 | 1:54.644 | 31.038 | 40.690 | 42.916 | 123.5 | 23:06.248 |
| | | | | | | | 13 | 1:54.403 | 30.863 | 40.441 | 43.099 | 123.8 | 25:00.651 |
| 45 Clement ROUGE FRA | | | | | | | 45 Clement ROUGE FRA | | | | | | |
| TEAM C-RACER MORIWAKI | | | | | | | TEAM C-RACER MORIWAKI | | | | | | |
| 1 | 2:00.396 | 36.521 | 41.291 | 42.584 | 117.6 | 2:00.396 | 1 | 2:00.396 | 36.521 | 41.291 | 42.584 | 117.6 | 2:00.396 |
| 2 | 1:53.084 | 30.493 | 40.167 | 42.424 | 125.2 | 3:53.480 | 2 | 1:53.084 | 30.493 | 40.167 | 42.424 | 125.2 | 3:53.480 |
| 3 | 1:53.715 | 30.760 | 40.441 | 42.514 | 124.5 | 5:47.195 | 3 | 1:53.715 | 30.760 | 40.441 | 42.514 | 124.5 | 5:47.195 |
| 4 | 1:53.437 | 30.699 | 40.381 | 42.357 | 124.8 | 7:40.632 | 4 | 1:53.437 | 30.699 | 40.381 | 42.357 | 124.8 | 7:40.632 |
| 5 | 1:54.009 | 31.030 | 40.698 | 42.281 | 124.2 | 9:34.641 | 5 | 1:54.009 | 31.030 | 40.698 | 42.281 | 124.2 | 9:34.641 |






Premoto3
RFME CEV
Carrera 2

Vuelta a vuelta

■ Mejor Personal ■ Mejor de la sesión B Cruzando la línea de meta por el pit lane.

| Vlt. | Tiempo | Sector 1 | Sector 2 | Sector 3 | Km/h | T. Sesión | Vlt. | Tiempo | Sector 1 | Sector 2 | Sector 3 | Km/h | T. Sesión |
|---------------------------------------|----------|----------|----------|----------|-------|-----------|------|--------|----------|----------|----------|------|-----------|
| 46 David SALVADOR GOMEZ ESP | | | | | | | | | | | | | |
| CUNA DE CAMPEONES MIR RACING | | | | | | | | | | | | | |
| 1 | 2:03.692 | 39.327 | 41.754 | 42.611 | 114.5 | 2:03.692 | | | | | | | |
| 2 | 1:53.946 | 30.865 | 40.790 | 42.291 | 124.3 | 3:57.638 | | | | | | | |
| 3 | 1:52.773 | 30.338 | 40.375 | 42.060 | 125.6 | 5:50.411 | | | | | | | |
| 4 | 1:53.167 | 30.451 | 40.434 | 42.282 | 125.1 | 7:43.578 | | | | | | | |
| 5 | 1:52.731 | 30.503 | 40.353 | 41.875 | 125.6 | 9:36.309 | | | | | | | |
| 6 | 1:53.332 | 30.752 | 40.111 | 42.469 | 124.9 | 11:29.641 | | | | | | | |
| 7 | 1:53.375 | 30.765 | 40.477 | 42.133 | 124.9 | 13:23.016 | | | | | | | |
| 8 | 1:52.792 | 30.742 | 39.905 | 42.145 | 125.5 | 15:15.808 | | | | | | | |
| 9 | 1:52.380 | 30.683 | 39.833 | 41.864 | 126.0 | 17:08.188 | | | | | | | |
| 10 | 1:52.725 | 30.482 | 40.258 | 41.985 | 125.6 | 19:00.913 | | | | | | | |
| 11 | 1:52.579 | 30.887 | 39.778 | 41.914 | 125.8 | 20:53.492 | | | | | | | |
| 12 | 1:52.570 | 30.804 | 39.971 | 41.795 | 125.8 | 22:46.062 | | | | | | | |
| 13 | 1:52.450 | 30.615 | 40.116 | 41.719 | 125.9 | 24:38.512 | | | | | | | |
| 53 Brian David HART BRA | | | | | | | | | | | | | |
| SCHOOL TEAM ESTRELLA GALICIA 0,0 BEON | | | | | | | | | | | | | |
| 1 | 2:05.173 | 39.567 | 41.828 | 43.778 | 113.1 | 2:05.173 | | | | | | | |
| 2 | 1:55.265 | 31.402 | 40.849 | 43.014 | 122.8 | 4:00.438 | | | | | | | |
| 3 | 1:55.357 | 31.156 | 41.024 | 43.177 | 122.7 | 5:55.795 | | | | | | | |
| 4 | 1:54.945 | 31.147 | 41.008 | 42.790 | 123.2 | 7:50.740 | | | | | | | |
| 5 | 1:53.879 | 31.009 | 40.270 | 42.600 | 124.3 | 9:44.619 | | | | | | | |
| 6 | 1:53.648 | 30.974 | 40.330 | 42.344 | 124.6 | 11:38.267 | | | | | | | |
| 7 | 1:53.721 | 31.035 | 40.264 | 42.422 | 124.5 | 13:31.988 | | | | | | | |
| 8 | 1:53.738 | 31.108 | 40.208 | 42.422 | 124.5 | 15:25.726 | | | | | | | |
| 9 | 1:53.866 | 31.183 | 40.227 | 42.456 | 124.3 | 17:19.592 | | | | | | | |
| 10 | 1:53.756 | 31.090 | 40.104 | 42.562 | 124.5 | 19:13.348 | | | | | | | |
| 11 | 1:54.028 | 31.064 | 40.328 | 42.636 | 124.2 | 21:07.376 | | | | | | | |
| 12 | 1:53.842 | 30.990 | 40.332 | 42.520 | 124.4 | 23:01.218 | | | | | | | |
| 13 | 1:54.504 | 31.145 | 40.456 | 42.903 | 123.7 | 24:55.722 | | | | | | | |
| 57 Kenny KOSKINEN FIN | | | | | | | | | | | | | |
| KALLIO RACING BEON | | | | | | | | | | | | | |
| 1 | 2:05.616 | 39.664 | 42.744 | 43.208 | 112.7 | 2:05.616 | | | | | | | |
| 2 | 1:56.271 | 31.286 | 41.570 | 43.415 | 121.8 | 4:01.887 | | | | | | | |
| 3 | 1:55.626 | 31.062 | 41.403 | 43.161 | 122.5 | 5:57.513 | | | | | | | |
| 4 | 1:55.580 | 31.473 | 41.122 | 42.985 | 122.5 | 7:53.093 | | | | | | | |
| 5 | 1:55.104 | 31.032 | 41.092 | 42.980 | 123.0 | 9:48.197 | | | | | | | |
| 6 | 1:55.931 | 31.252 | 41.555 | 43.124 | 122.1 | 11:44.128 | | | | | | | |
| 7 | 1:56.216 | 31.367 | 41.718 | 43.131 | 121.8 | 13:40.344 | | | | | | | |
| 8 | 1:56.757 | 31.843 | 41.567 | 43.347 | 121.3 | 15:37.101 | | | | | | | |
| 9 | 1:56.712 | 31.941 | 41.528 | 43.243 | 121.3 | 17:33.813 | | | | | | | |
| 10 | 1:55.972 | 31.365 | 41.324 | 43.283 | 122.1 | 19:29.785 | | | | | | | |
| 11 | 1:56.986 | 31.904 | 41.616 | 43.466 | 121.0 | 21:26.771 | | | | | | | |
| 12 | 1:57.527 | 31.951 | 41.836 | 43.740 | 120.5 | 23:24.298 | | | | | | | |
| 13 | 1:57.017 | 31.780 | 41.698 | 43.539 | 121.0 | 25:21.315 | | | | | | | |
| 58 Iñigo IGLESIAS BRAVO ESP | | | | | | | | | | | | | |
| IMC TEAM | | | | | | | | | | | | | |
| 1 | 2:09.937 | 41.260 | 43.886 | 44.791 | 109.0 | 2:09.937 | | | | | | | |
| 2 | 2:00.087 | 32.865 | 42.562 | 44.660 | 117.9 | 4:10.024 | | | | | | | |
| 3 | 1:59.345 | 32.566 | 42.473 | 44.306 | 118.6 | 6:09.369 | | | | | | | |
| 4 | 1:59.453 | 32.391 | 42.246 | 44.816 | 118.5 | 8:08.822 | | | | | | | |
| 5 | 1:59.588 | 32.590 | 42.194 | 44.804 | 118.4 | 10:08.410 | | | | | | | |
| 61 Iker GARCIA ABELLA ESP | | | | | | | | | | | | | |
| AVINTIA JUNIOR BEON | | | | | | | | | | | | | |
| 1 | 2:01.757 | 37.765 | 41.238 | 42.754 | 116.3 | 2:01.757 | | | | | | | |
| 2 | 1:53.600 | 30.844 | 40.435 | 42.321 | 124.6 | 3:55.357 | | | | | | | |
| 3 | 1:53.551 | 30.763 | 40.409 | 42.379 | 124.7 | 5:48.908 | | | | | | | |
| 4 | 1:53.174 | 30.562 | 40.312 | 42.300 | 125.1 | 7:42.082 | | | | | | | |
| 5 | 1:53.682 | 30.671 | 40.572 | 42.439 | 124.5 | 9:35.764 | | | | | | | |
| 6 | 1:53.665 | 31.047 | 40.298 | 42.320 | 124.6 | 11:29.429 | | | | | | | |
| 7 | 1:53.412 | 30.814 | 40.484 | 42.114 | 124.8 | 13:22.841 | | | | | | | |
| 8 | 1:53.226 | 31.155 | 40.086 | 41.985 | 125.0 | 15:16.067 | | | | | | | |
| 9 | 1:53.513 | 30.960 | 40.330 | 42.223 | 124.7 | 17:09.580 | | | | | | | |
| 10 | 1:52.640 | 30.603 | 40.156 | 41.881 | 125.7 | 19:02.220 | | | | | | | |
| 11 | 1:52.118 | 30.377 | 39.866 | 41.875 | 126.3 | 20:54.338 | | | | | | | |
| 12 | 1:52.553 | 30.670 | 39.974 | 41.909 | 125.8 | 22:46.891 | | | | | | | |
| 13 | 1:52.363 | 30.600 | 39.822 | 41.941 | 126.0 | 24:39.254 | | | | | | | |
| 67 Alberto SURRA ITA | | | | | | | | | | | | | |
| VL TEAM SPEEDUP | | | | | | | | | | | | | |
| 1 | 2:03.282 | 38.533 | 41.855 | 42.894 | 114.8 | 2:03.282 | | | | | | | |
| 2 | 1:55.128 | 31.126 | 41.378 | 42.624 | 123.0 | 3:58.410 | | | | | | | |
| 3 | 1:53.245 | 30.719 | 40.199 | 42.327 | 125.0 | 5:51.655 | | | | | | | |
| 4 | 1:53.094 | 30.701 | 40.547 | 41.846 | 125.2 | 7:44.749 | | | | | | | |
| 5 | 1:52.575 | 30.426 | 40.244 | 41.905 | 125.8 | 9:37.324 | | | | | | | |
| 6 | 1:52.935 | 30.419 | 40.532 | 41.984 | 125.4 | 11:30.259 | | | | | | | |
| 7 | 1:53.248 | 30.609 | 40.617 | 42.022 | 125.0 | 13:23.507 | | | | | | | |
| 8 | 1:52.854 | 30.720 | 40.330 | 41.804 | 125.5 | 15:16.361 | | | | | | | |
| 9 | 1:54.222 | 31.579 | 40.651 | 41.992 | 124.0 | 17:10.583 | | | | | | | |
| 10 | 1:52.040 | 30.376 | 40.046 | 41.618 | 126.4 | 19:02.623 | | | | | | | |
| 11 | 1:53.044 | 30.676 | 40.444 | 41.924 | 125.3 | 20:55.667 | | | | | | | |
| 12 | 1:52.739 | 30.480 | 40.227 | 42.032 | 125.6 | 22:48.406 | | | | | | | |
| 13 | 1:52.942 | 30.406 | 40.209 | 42.327 | 125.4 | 24:41.348 | | | | | | | |
| 55 Alex TOLEDO ROMERO ESP | | | | | | | | | | | | | |
| CUNA DE CAMPEONES MIR RACING | | | | | | | | | | | | | |
| 1 | 2:03.878 | 38.716 | 42.191 | 42.971 | 114.3 | 2:03.878 | | | | | | | |
| 2 | 1:55.133 | 30.869 | 41.255 | 43.009 | 123.0 | 3:59.011 | | | | | | | |
| 3 | 1:53.911 | 30.593 | 40.614 | 42.704 | 124.3 | 5:52.922 | | | | | | | |
| 4 | 1:54.434 | 30.577 | 40.486 | 43.371 | 123.7 | 7:47.356 | | | | | | | |
| 5 | 1:53.865 | 30.605 | 40.455 | 42.805 | 124.3 | 9:41.221 | | | | | | | |
| 6 | 1:53.868 | 30.901 | 40.501 | 42.466 | 124.3 | 11:35.089 | | | | | | | |
| 7 | 1:53.156 | 30.490 | 40.318 | 42.348 | 125.1 | 13:28.245 | | | | | | | |
| 8 | 1:53.531 | 30.589 | 40.589 | 42.353 | 124.7 | 15:21.776 | | | | | | | |
| 9 | 1:53.295 | 30.524 | 40.374 | 42.397 | 125.0 | 17:15.071 | | | | | | | |
| 10 | 1:53.262 | 30.449 | 40.388 | 42.425 | 125.0 | 19:08.333 | | | | | | | |
| 11 | 1:53.258 | 30.467 | 40.370 | 42.421 | 125.0 | 21:01.591 | | | | | | | |
| 12 | 1:52.834 | 30.306 | 40.363 | 42.165 | 125.5 | 22:54.425 | | | | | | | |
| 13 | 1:53.483 | 30.573 | 40.470 | 42.440 | 124.8 | 24:47.908 | | | | | | | |




Premoto3
RFME CEV
Carrera 2

Vuelta a vuelta

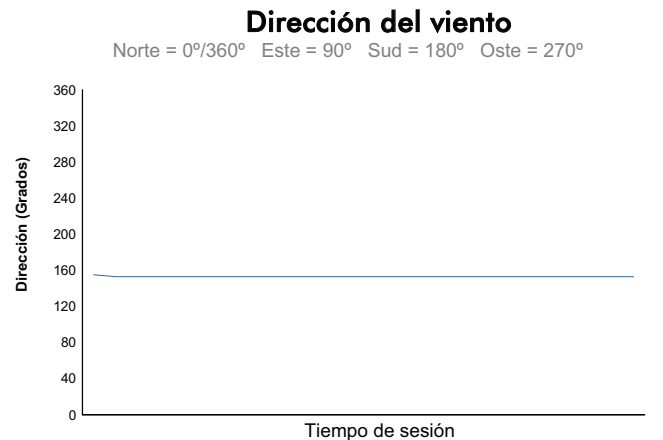
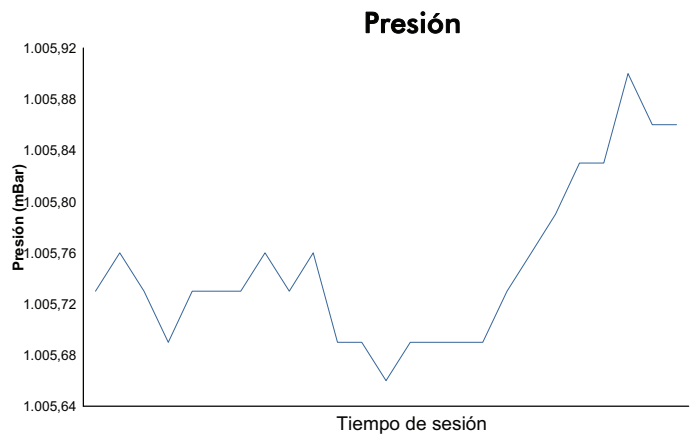
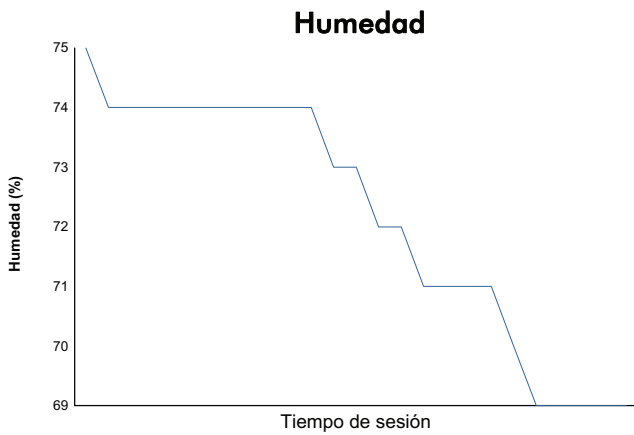
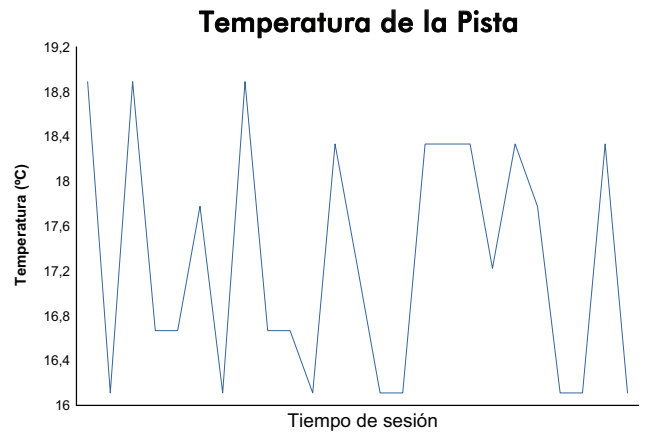
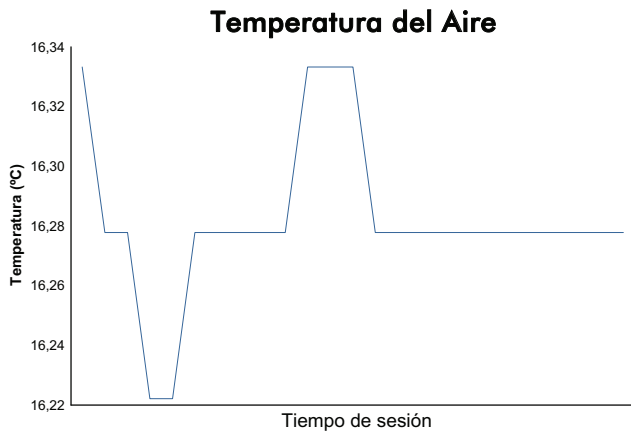
Mejor Personal Mejor de la sesión B Cruzando la línea de meta por el pit lane.

| Vlt. | Tiempo | Sector 1 | Sector 2 | Sector 3 | Km/h | T. Sesión | Vlt. | Tiempo | Sector 1 | Sector 2 | Sector 3 | Km/h | T. Sesión | |
|-----------|-------------------------------------|---------------|---------------|---------------|-------|-----------|------------|--------|----------|----------|----------|--------|-----------|-----------|
| 70 | Alvaro DIEZ RODRIGUEZ | | | | | | ESP | 8 | 1:54.911 | 31.262 | 40.732 | 42.917 | 123.2 | 15:31.619 |
| | TEAM IGAX | | | | | | BEON | | | | | | | |
| 1 | 2:08.000 | 40.350 | 43.322 | 44.328 | 110.6 | 2:08.000 | | | | | | | | |
| 2 | 1:59.980 | 32.577 | 42.668 | 44.735 | 118.0 | 4:07.980 | | | | | | | | |
| 3 | 1:59.125 | 32.455 | 42.683 | 43.987 | 118.9 | 6:07.105 | | | | | | | | |
| 4 | 1:58.403 | 32.127 | 42.105 | 44.171 | 119.6 | 8:05.508 | | | | | | | | |
| 5 | 1:58.545 | 32.263 | 42.148 | 44.134 | 119.4 | 10:04.053 | | | | | | | | |
| 6 | 1:58.346 | 32.178 | 42.242 | 43.926 | 119.6 | 12:02.399 | | | | | | | | |
| 7 | 1:58.484 | 32.196 | 42.317 | 43.971 | 119.5 | 14:00.883 | | | | | | | | |
| 8 | 1:58.129 | 32.320 | 42.240 | 43.569 | 119.9 | 15:59.012 | | | | | | | | |
| 9 | 1:58.441 | 31.984 | 42.531 | 43.926 | 119.5 | 17:57.453 | | | | | | | | |
| 10 | 1:58.187 | 32.308 | 42.071 | 43.808 | 119.8 | 19:55.640 | | | | | | | | |
| 11 | 1:58.114 | 32.091 | 42.276 | 43.747 | 119.9 | 21:53.754 | | | | | | | | |
| 12 | 1:59.363 | 32.491 | 42.513 | 44.359 | 118.6 | 23:53.117 | | | | | | | | |
| 13 | 1:59.882 | 32.690 | 42.733 | 44.459 | 118.1 | 25:52.999 | | | | | | | | |
| 91 | Aitor ANDUJAR MELQUIADES | | | | | | ESP | | | | | | | |
| | TEAM TUTI'S JEREZ RACING | | | | | | MORIWAKI | | | | | | | |
| 1 | 2:06.225 | 39.880 | 42.772 | 43.573 | 112.2 | 2:06.225 | | | | | | | | |
| 2 | 1:55.880 | 31.157 | 41.375 | 43.348 | 122.2 | 4:02.105 | | | | | | | | |
| 3 | 1:56.044 | 31.577 | 41.239 | 43.228 | 122.0 | 5:58.149 | | | | | | | | |
| 4 | 1:55.328 | 31.086 | 41.200 | 43.042 | 122.8 | 7:53.477 | | | | | | | | |
| 5 | 1:54.930 | 31.105 | 40.861 | 42.964 | 123.2 | 9:48.407 | | | | | | | | |
| 6 | 1:56.027 | 31.478 | 41.363 | 43.186 | 122.0 | 11:44.434 | | | | | | | | |
| 7 | 1:56.166 | 31.333 | 41.657 | 43.176 | 121.9 | 13:40.600 | | | | | | | | |
| 8 | 1:56.661 | 31.747 | 41.660 | 43.254 | 121.4 | 15:37.261 | | | | | | | | |
| 9 | 1:56.090 | 31.618 | 40.991 | 43.481 | 122.0 | 17:33.351 | | | | | | | | |
| 10 | 1:57.186 | 31.980 | 41.527 | 43.679 | 120.8 | 19:30.537 | | | | | | | | |
| 95 | Troy BUDE | | | | | | GER | | | | | | | |
| | BEINLICH RACING TEAM | | | | | | MORIWAKI | | | | | | | |
| 1 | 2:08.738 | 40.573 | 43.433 | 44.732 | 110.0 | 2:08.738 | | | | | | | | |
| 2 | 1:59.919 | 32.058 | 42.971 | 44.890 | 118.1 | 4:08.657 | | | | | | | | |
| 3 | 1:59.486 | 32.238 | 42.866 | 44.382 | 118.5 | 6:08.143 | | | | | | | | |
| 4 | 1:59.388 | 32.268 | 42.559 | 44.561 | 118.6 | 8:07.531 | | | | | | | | |
| 5 | 1:59.528 | 32.222 | 42.671 | 44.635 | 118.5 | 10:07.059 | | | | | | | | |
| 6 | 2:02.108 | 32.218 | 42.408 | 47.482 | 116.0 | 12:09.167 | | | | | | | | |
| 7 | 2:01.467 | 33.218 | 43.338 | 44.911 | 116.6 | 14:10.634 | | | | | | | | |
| 8 | 1:59.656 | 32.537 | 42.457 | 44.662 | 118.3 | 16:10.290 | | | | | | | | |
| 9 | 1:59.655 | 32.198 | 42.963 | 44.494 | 118.3 | 18:09.945 | | | | | | | | |
| 10 | 1:59.864 | 32.622 | 42.583 | 44.659 | 118.1 | 20:09.809 | | | | | | | | |
| 11 | 2:00.234 | 32.462 | 42.990 | 44.782 | 117.8 | 22:10.043 | | | | | | | | |
| 12 | 2:00.155 | 32.249 | 42.940 | 44.966 | 117.8 | 24:10.198 | | | | | | | | |
| 13 | 2:00.738 | 32.738 | 43.110 | 44.890 | 117.3 | 26:10.936 | | | | | | | | |
| 77 | Andreas Adolfo PEREZ MANRESA | | | | | | ESP | | | | | | | |
| | PROCERCASA - 42 MOTORSPORT | | | | | | BEON | | | | | | | |
| 1 | 2:01.135 | 37.457 | 40.891 | 42.787 | 116.9 | 2:01.135 | | | | | | | | |
| 2 | 1:53.906 | 31.031 | 40.248 | 42.627 | 124.3 | 3:55.041 | | | | | | | | |
| 3 | 1:53.221 | 30.710 | 40.099 | 42.412 | 125.1 | 5:48.262 | | | | | | | | |
| 4 | 1:53.394 | 30.487 | 40.327 | 42.580 | 124.9 | 7:41.656 | | | | | | | | |
| 5 | 1:53.868 | 30.813 | 40.568 | 42.487 | 124.3 | 9:35.524 | | | | | | | | |
| 6 | 1:53.072 | 30.750 | 39.912 | 42.410 | 125.2 | 11:28.596 | | | | | | | | |
| 7 | 1:53.487 | 31.039 | 40.060 | 42.388 | 124.8 | 13:22.083 | | | | | | | | |
| 8 | 1:53.868 | 30.721 | 39.930 | 43.217 | 124.3 | 15:15.951 | | | | | | | | |
| 9 | 1:54.591 | 31.747 | 40.590 | 42.254 | 123.6 | 17:10.542 | | | | | | | | |
| 10 | 1:53.410 | 30.914 | 40.165 | 42.331 | 124.8 | 19:03.952 | | | | | | | | |
| 11 | 1:53.367 | 30.969 | 40.153 | 42.245 | 124.9 | 20:57.319 | | | | | | | | |
| 12 | 1:53.302 | 31.020 | 40.002 | 42.280 | 125.0 | 22:50.621 | | | | | | | | |
| 13 | 1:53.052 | 31.030 | 39.822 | 42.200 | 125.2 | 24:43.673 | | | | | | | | |
| 87 | Faustino CAÑERO CARRASCO | | | | | | ESP | | | | | | | |
| | CUNA DE CAMPEONES | | | | | | MIR RACING | | | | | | | |
| 1 | 2:06.410 | 40.023 | 42.645 | 43.742 | 112.0 | 2:06.410 | | | | | | | | |
| 2 | 1:55.764 | 31.457 | 41.214 | 43.093 | 122.3 | 4:02.174 | | | | | | | | |
| 3 | 1:55.502 | 31.235 | 41.209 | 43.058 | 122.6 | 5:57.676 | | | | | | | | |
| 4 | 1:54.793 | 31.126 | 40.763 | 42.904 | 123.3 | 7:52.469 | | | | | | | | |
| 5 | 1:54.819 | 31.142 | 40.702 | 42.975 | 123.3 | 9:47.288 | | | | | | | | |
| 6 | 1:54.964 | 30.990 | 40.913 | 43.061 | 123.2 | 11:42.252 | | | | | | | | |
| 7 | 1:54.456 | 31.265 | 40.494 | 42.697 | 123.7 | 13:36.708 | | | | | | | | |



RFME CEV
Premoto3
Carrera 2

Informe meteorológico



Estado de la pista:

SECO