

Moto3/Moto3 SportProduction

RFME CEV

Warm UP

CIRCUITO DE NAVARRA 3.933 m.

Clasificación

Nº	Piloto	Nac	Equipo	Moto	Neumaticos	Tiempo	Vlt.	Total	Dif.	Km/h
1	18 Manuel GONZALEZ SIMON	ESP	HALCOURIER MS RACING	FTR	DUNLOP	Moto3	1:52.656	4 6	-	125.7
2	70 Marc ALCOBA ESPI	ESP	XCTECH	HONDA	DUNLOP	SportP	1:53.214	5 5	+0.558	125.1
3	75 Sergio MUÑOZ SOLANO	ESP	BORJA SPORT TEAM	MIR RACING	DUNLOP	SportP	1:54.671	5 5	+2.015	123.5
4	20 Jose Julian GARCIA GARCIA	ESP	FAU55 RACING	KTM	DUNLOP	Moto3	1:54.696	3 4	+2.040	123.4
5	22 Joan UVIÑA MARTI	ESP	HONDA IMPALA	HONDA	DUNLOP	SportP	1:54.754	5 5	+2.098	123.4
6	12 Marc LUNA BAYEN	ESP	CUNA DE CAMPEONES	MIR RACING	DUNLOP	SportP	1:55.318	3 4	+2.662	122.8
7	8 Angel LORENTE MOLINA	ESP	CUNA DE CAMPEONES	MIR RACING	DUNLOP	SportP	1:55.584	4 5	+2.928	122.5
8	34 Gino NAVARRO BUXO	ESP	ETG RACING	KTM	DUNLOP	Moto3	1:55.758	4 4	+3.102	122.3
9	40 Ivan MIRALLES RODRIGUEZ	ESP	CUNA DE CAMPEONES	MIR RACING	DUNLOP	SportP	1:56.221	5 5	+3.565	121.8
10	27 Alejandro DIEZ RODRIGUEZ	ESP	HONDA IMPALA	HONDA	DUNLOP	SportP	1:57.328	5 5	+4.672	120.7
11	9 Francisco GOMEZ REQUENA	ESP	EUROTRADIS RACING TEAM	HONDA	DUNLOP	SportP	1:57.646	4 5	+4.990	120.4
12	48 Joan DIAZ CORBELLA	ESP	CUNA DE CAMPEONES	MIR RACING	DUNLOP	SportP	1:58.204	5 5	+5.548	119.8
13	11 Jarno KAUSCH	SUI	PINAMOTO RS	KTM	DUNLOP	Moto3	1:58.767	4 4	+6.111	119.2
14	24 Heng SU	CHN	TEAM CHINA	KTM	DUNLOP	Moto3	2:00.175	5 5	+7.519	117.8
15	98 Argentin RAMADANI	MKD	PINAMOTO RS	HONDA	DUNLOP	SportP	2:05.080	3 3	+12.424	113.2
16	16 Alejandro RUIZ CARRANZA	ESP	PROCERCASA 42 MOTORSPORT	KTM	DUNLOP	Moto3				
17	23 Andrea CAVALIERE	ESP	PROCERCASA - 42 MOTORSPORT	KTM	DUNLOP	Moto3		3		
18	42 Matthieu GREGORIO	FRA	VHC RACING LIQUI MOLY TEAM	HONDA	DUNLOP	Moto3		1		

Vuelta Rápida

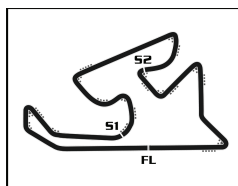
Vlt. 4	Manuel GONZALEZ SIMON	1:52.656	125.7 Kph
--------	-----------------------	----------	-----------

Hora de publicación:

Estado de la pista:

SECO

Director de carrera:	Cronometrador:
----------------------	----------------



Moto3/Moto3 SportProduction

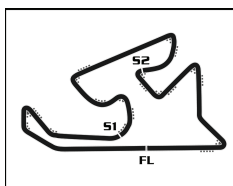
RFME CEV

Warm UP

CIRCUITO DE NAVARRA 3.933 m

Mejores tiempos de sector

SECTOR 1			SECTOR 2			SECTOR 3			Pos	Piloto	Vuelta Ideal	Mejor Vuelta
Pos	Piloto	Tiempo	Piloto	Tiempo	Piloto	Tiempo	Pos	Piloto				
1	18 M.GONZALEZ SIMON	30.408	70 M.ALCOBA ESPI	40.236	18 M.GONZALEZ SIMON	41.741	1	18 M.GONZALEZ SIMON	1:52.513	1:52.656	(1)	
2	70 M.ALCOBA ESPI	30.860	18 M.GONZALEZ SIMON	40.364	70 M.ALCOBA ESPI	42.081	2	70 M.ALCOBA ESPI	1:53.177	1:53.214	(2)	
3	20 J.GARCIA GARCIA	30.920	22 J.LUVIÑA MARTI	40.993	75 S.MUÑOZ SOLANO	42.414	3	20 J.GARCIA GARCIA	1:54.477	1:54.696	(4)	
4	75 S.MUÑOZ SOLANO	30.974	20 J.GARCIA GARCIA	41.102	34 G.NAVARRO BUXO	42.449	4	75 S.MUÑOZ SOLANO	1:54.653	1:54.671	(3)	
5	12 M.LUNA BAYEN	31.084	12 M.LUNA BAYEN	41.263	20 J.GARCIA GARCIA	42.455	5	22 J.LUVIÑA MARTI	1:54.754	1:54.754	(5)	
6	22 J.LUVIÑA MARTI	31.140	75 S.MUÑOZ SOLANO	41.265	8 A.LORENTE MOLINA	42.470	6	12 M.LUNA BAYEN	1:55.159	1:55.318	(6)	
7	8 A.LORENTE MOLINA	31.382	8 A.LORENTE MOLINA	41.421	22 J.LUVIÑA MARTI	42.621	7	8 A.LORENTE MOLINA	1:55.273	1:55.584	(7)	
8	27 A.DIEZ RODRIGUEZ	31.576	40 I.MIRALLES RODRIGUEZ	41.460	12 M.LUNA BAYEN	42.812	8	34 G.NAVARRO BUXO	1:55.758	1:55.758	(8)	
9	40 I.MIRALLES RODRIGUEZ	31.666	34 G.NAVARRO BUXO	41.460	40 I.MIRALLES RODRIGUEZ	43.095	9	40 I.MIRALLES RODRIGUEZ	1:56.221	1:56.221	(9)	
10	23 A.CAVALLIERE	31.787	9 F.GOMEZ REQUENA	41.525	11 J.KAUSCH	43.348	10	9 F.GOMEZ REQUENA	1:56.998	1:57.646	(11)	
11	34 G.NAVARRO BUXO	31.849	27 A.DIEZ RODRIGUEZ	42.210	27 A.DIEZ RODRIGUEZ	43.542	11	27 A.DIEZ RODRIGUEZ	1:57.328	1:57.328	(10)	
12	9 F.GOMEZ REQUENA	31.911	48 J.DIAZ CORBELLA	42.427	9 F.GOMEZ REQUENA	43.562	12	48 J.DIAZ CORBELLA	1:58.204	1:58.204	(12)	
13	48 J.DIAZ CORBELLA	32.194	11 J.KAUSCH	42.497	48 J.DIAZ CORBELLA	43.583	13	11 J.KAUSCH	1:58.382	1:58.767	(13)	
14	42 M.GREGORIO	32.456	24 H.SU	43.123	23 A.CAVALLIERE	43.956	14	23 A.CAVALLIERE	1:59.041			
15	11 J.KAUSCH	32.537	42 M.GREGORIO	43.171	42 M.GREGORIO	44.145	15	42 M.GREGORIO	1:59.772			
16	24 H.SU	32.628	23 A.CAVALLIERE	43.298	24 H.SU	44.424	16	24 H.SU	2:00.175	2:00.175	(14)	
17	98 A.RAMADANI	33.923	98 A.RAMADANI	44.697	98 A.RAMADANI	45.672	17	98 A.RAMADANI	2:04.292	2:05.080	(15)	



CIRCUITO DE NAVARRA - 3.933 m.

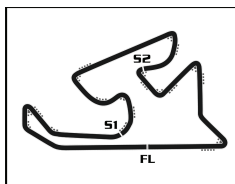
Moto3/Moto3 SportProduction

RFME CEV

Después de Warm UP

Velocidad máxima del evento

Piloto	Equipo	Moto	V. Max	Vlt.	Sesión
20 Jose Julian GARCIA GARCIA	FAU55 RACING	KTM	215.1	3	Warm UP
23 Andrea CAVALIERE	PROCERCASA - 42 MOTORSPORT	KTM	212.6	2	Warm UP
18 Manuel GONZALEZ SIMON	HALCOURIER MS RACING	FTR	211.8	5	Warm UP
34 Gino NAVARRO BUXO	ETG RACING	KTM	211.4	2	Warm UP
16 Alejandro RUIZ CARRANZA	PROCERCASA 42 MOTORSPORT	KTM	210.1	1	Warm UP
42 Matthieu GREGORIO	VHC RACING LIQUI MOLY TEAM	HONDA	209.3	2	Warm UP
12 Marc LUNA BAYEN	CUNA DE CAMPEONES	MIR RACING	207.7	1	Warm UP
70 Marc ALCOBA ESPI	XCTECH	HONDA	206.5	4	Warm UP
22 Joan UVIÑA MARTI	HONDA IMPALA	HONDA	206.1	5	Warm UP
8 Angel LORENTE MOLINA	CUNA DE CAMPEONES	MIR RACING	206.1	4	Warm UP
48 Joan DIAZ CORBELLA	CUNA DE CAMPEONES	MIR RACING	205.7	3	Warm UP
9 Francisco GOMEZ REQUENA	EUROTRADIS RACING TEAM	HONDA	205.7	3	Warm UP
27 Alejandro DIEZ RODRIGUEZ	HONDA IMPALA	HONDA	205.3	5	Warm UP
75 Sergio MUÑOZ SOLANO	BORJA SPORT TEAM	MIR RACING	204.5	5	Warm UP
40 Ivan MIRALLES RODRIGUEZ	CUNA DE CAMPEONES	MIR RACING	203.4	2	Warm UP
11 Jarno KAUSCH	PINAMOTO RS	KTM	202.6	3	Warm UP
24 Heng SU	TEAM CHINA	KTM	198.5	5	Warm UP
98 Argentiim RAMADANI	PINAMOTO RS	HONDA	192.9	4	Warm UP



CIRCUITO DE NAVARRA 3.933 m.


Moto3/Moto3 SportProduction

RFME CEV

Warm UP

Secuencia de vueltas rápidas

Tiempo de sesión	Piloto	Equipo	Moto	Neumaticos	Tiempo	km/h	Vlt.
4:11.316	18 Manuel GONZALEZ SIMON	HALCOURIER MS RACING	FTR	DUNLOP	Mot:	1:55.283	122.8 2
6:04.206	18 Manuel GONZALEZ SIMON	HALCOURIER MS RACING	FTR	DUNLOP	Mot:	1:52.890	125.4 3
7:56.862	18 Manuel GONZALEZ SIMON	HALCOURIER MS RACING	FTR	DUNLOP	Mot:	1:52.656	125.7 4



Moto3/Moto3 SportProduction


RFME CEV

Warm UP

Vuelta a vuelta

Mejor Personal Mejor de la sesión B Cruzando la línea de meta por el pit lane.

Vlt.	Tiempo	Sector 1	Sector 2	Sector 3	Km/h	T. Sesión	Vlt.	Tiempo	Sector 1	Sector 2	Sector 3	Km/h	T. Sesión	
8	Angel LORENTE MOLINA ESP CUNA DE CAMPEONES MIR RACING							23	Andrea CAVALIERE ESP PROCERCASA - 42 MOTORSPORT KTM					
1	2:13.614	43.822	44.123	45.669	106.0	2:17.148	1	1:59.632	32.378	43.298	43.956	118.4	4:12.228	
2	1:58.246	33.192	42.026	43.028	119.7	4:15.394	2	5:25.191 B	31.787	47.806	4:05.598	43.5	9:37.419	
3	1:56.736	31.584	42.115	43.037	121.3	6:12.130	3	2:08.588	39.809	43.931	44.848	110.1	11:46.007	
4	1:55.584	31.382	41.476	42.726	122.5	8:07.714								
5	1:56.030	32.139	41.421	42.470	122.0	10:03.744								
9	Francisco GOMEZ REQUENA ESP EUROTRADIS RACING TEAM HONDA							24	Heng SU CHN TEAM CHINA KTM					
1	2:16.288	41.515	48.430	46.343	103.9	3:46.551	1	2:10.011	38.904	45.225	45.882	108.9	2:35.434	
2	2:03.909	35.090	44.187	44.632	114.3	5:50.460	2	2:02.688	33.473	44.141	45.074	115.4	4:38.122	
3	1:59.559	32.420	42.813	44.326	118.4	7:50.019	3	2:02.188	33.522	43.890	44.776	115.9	6:40.310	
4	1:57.646	31.911	42.173	43.562	120.4	9:47.665	4	2:00.927	32.780	43.438	44.709	117.1	8:41.237	
5	1:57.927	32.710	41.525	43.692	120.1	11:45.592	5	2:00.175	32.628	43.123	44.424	117.8	10:41.412	
11	Jarno KAUSCH SUI PINAMOTO RS KTM							27	Alejandro DIEZ RODRIGUEZ ESP HONDA IMPALA HONDA					
1	2:01.728	33.236	44.464	44.028	116.3	4:13.154	1	2:16.624	44.047	46.456	46.121	103.6	2:17.034	
2	2:00.927	33.618	43.867	43.442	117.1	6:14.081	2	2:03.207	33.939	44.138	45.130	114.9	4:20.241	
3	1:58.889	32.537	42.497	43.855	119.1	8:12.970	3	2:00.655	32.323	43.729	44.603	117.3	6:20.896	
4	1:58.767	32.793	42.626	43.348	119.2	10:11.737	4	1:58.315	32.086	42.316	43.913	119.7	8:19.211	
							5	1:57.328	31.576	42.210	43.542	120.7	10:16.539	
12	Marc LUNA BAYEN ESP CUNA DE CAMPEONES MIR RACING							34	Gino NAVARRO BUXO ESP ETG RACING KTM					
1	1:58.154	32.101	42.304	43.749	119.8	4:13.262	1	2:00.787	32.210	44.736	43.841	117.2	4:14.060	
2	1:56.291	31.360	41.747	43.184	121.8	6:09.553	2	1:57.609	32.229	42.612	42.768	120.4	6:11.669	
3	1:55.318	31.243	41.263	42.812	122.8	8:04.871	3	2:04.974	36.363	44.914	43.697	113.3	8:16.643	
4	1:55.531	31.084	41.486	42.961	122.6	10:00.402	4	1:55.758	31.849	41.460	42.449	122.3	10:12.401	
18	Manuel GONZALEZ SIMON ESP HALCOURIER MS RACING FTR							40	Ivan MIRALLES RODRIGUEZ ESP CUNA DE CAMPEONES MIR RACING					
1	2:05.039	39.072	43.113	42.854	113.2	2:16.033	1	2:12.172	42.126	45.760	44.286	107.1	2:18.365	
2	1:55.283	30.913	41.985	42.385	122.8	4:11.316	2	1:59.464	32.453	43.072	43.939	118.5	4:17.829	
3	1:52.890	30.408	40.591	41.891	125.4	6:04.206	3	1:56.953	31.805	41.620	43.528	121.1	6:14.782	
4	1:52.656	30.436	40.479	41.741	125.7	7:56.862	4	2:05.861	32.078	42.477	51.306	112.5	8:20.643	
5	1:53.156	30.638	40.659	41.859	125.1	9:50.018	5	1:56.221	31.666	41.460	43.095	121.8	10:16.864	
6	1:53.245	30.709	40.364	42.172	125.0	11:43.263								
20	Jose Julian GARCIA GARCIA ESP FAU55 RACING KTM							42	Mathieu GREGORIO FRA VHC RACING LIQUI MOLY TEAM HONDA					
1	1:57.509	31.856	42.602	43.051	120.5	4:16.614	1	1:59.772	32.456	43.171	44.145	118.2	4:11.803	
2	1:55.963	30.920	42.128	42.915	122.1	6:12.577								
3	1:54.696	31.048	41.102	42.546	123.4	8:07.273								
4	1:54.950	31.218	41.277	42.455	123.2	10:02.223								
22	Joan UVIÑA MARTI ESP HONDA IMPALA HONDA							48	Joan DIAZ CORBELLA ESP CUNA DE CAMPEONES MIR RACING					
1	2:17.156	43.427	47.202	46.527	103.2	2:21.906	1	2:11.795	40.463	45.561	45.771	107.4	2:22.160	
2	2:01.350	33.172	43.844	44.334	116.7	4:23.256	2	2:02.154	33.126	44.242	44.786	115.9	4:24.314	
3	1:57.752	31.996	42.114	43.642	120.2	6:21.008	3	2:02.383	34.567	43.448	44.368	115.7	6:26.697	
4	1:56.196	31.623	41.221	43.352	121.9	8:17.204	4	1:59.481	32.515	42.906	44.060	118.5	8:26.178	
5	1:54.754	31.140	40.993	42.621	123.4	10:11.958	5	1:58.204	32.194	42.427	43.583	119.8	10:24.382	
70	Marc ALCOBA ESPI ESP XCTECH HONDA													
1	2:03.619	37.968	42.341	43.310	114.5	2:56.990								
2	1:55.550	31.311	40.856	43.383	122.5	4:52.540								



Moto3/Moto3 SportProduction

RFME CEV

Warm UP


Vuelta a vuelta

■ Mejor Personal
 ■ Mejor de la sesión
 ■ B Cruzando la línea de meta por el pit lane.

Vlt.	Tiempo	Sector 1	Sector 2	Sector 3	Km/h	T. Sesión	Vlt.	Tiempo	Sector 1	Sector 2	Sector 3	Km/h	T. Sesión
3	1:53.698	31.105	40.512	42.081	124.5	6:46.238							
4	1:53.568	30.864	40.326	42.378	124.7	8:39.806							
5	1:53.214	30.860	40.236	42.118	125.1	10:33.020							

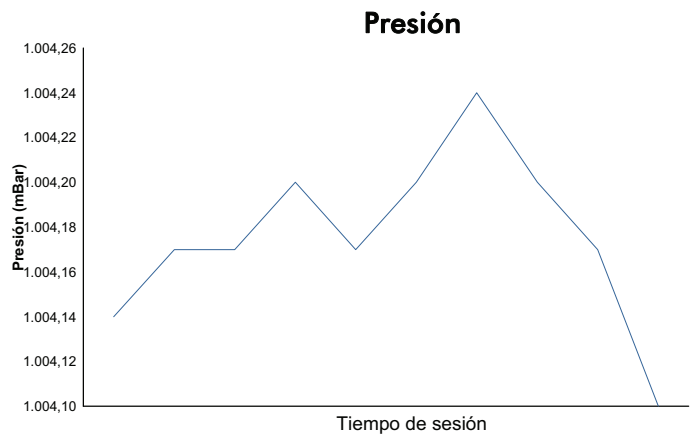
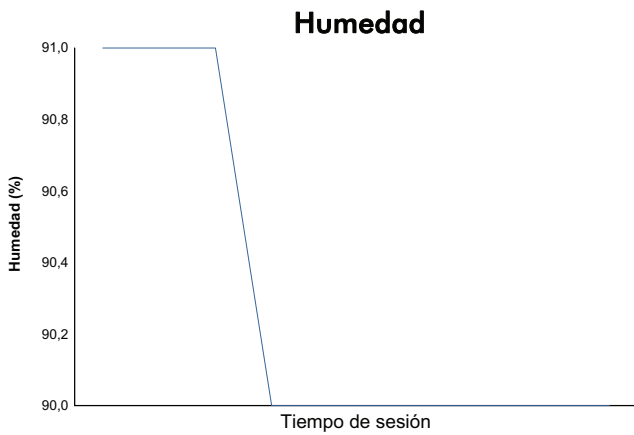
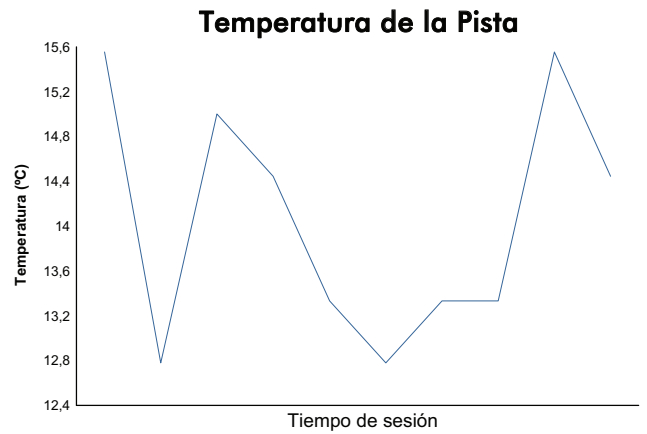
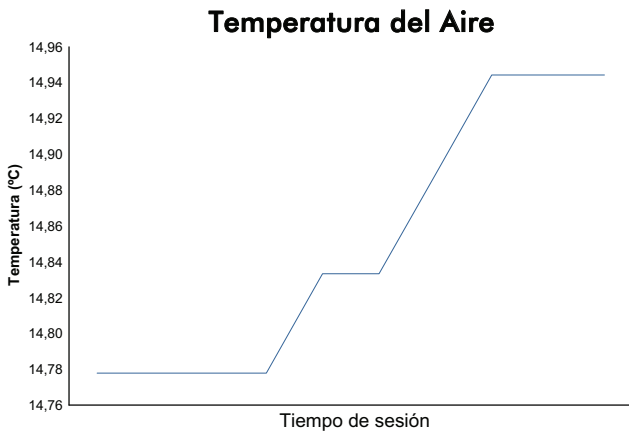
75	Sergio MUÑOZ SOLANO						ESP
	BORJA SPORT TEAM						MIR RACING
1	2:12.129	42.693	44.044	45.392	107.2	2:17.110	
2	1:58.379	33.309	42.274	42.796	119.6	4:15.489	
3	1:56.734	31.637	42.130	42.967	121.3	6:12.223	
4	1:55.509	31.759	41.265	42.485	122.6	8:07.732	
5	1:54.671	30.974	41.283	42.414	123.5	10:02.403	

98	Argentim RAMADANI						MKD
	PINAMOTO RS						HONDA
1	2:20.075	45.430	47.112	47.533	101.1	3:23.706	
2	2:05.963	35.594	44.697	45.672	112.4	5:29.669	
3	2:05.080	33.998	45.138	45.944	113.2	7:34.749	



RFME CEV
Moto3/Moto3 SportProduction
Warm UP

Informe meteorológico



Estado de la pista:

SECO