



Moto3/Moto3 SportProduction

RFME CEV

Carrera ((13 vueltas, 51,1 km.))

Parrilla de Salida

24 H. SU	2:08.086	18	42 M. GREGORIO	2:06.908	17	98 A. RAMADANI	2:06.493	16
75 S. MUÑOZ SOLANO	2:05.278	15	11 J. KAUSCH	2:04.541	14	9 F. GOMEZ REQUENA	2:04.018	13
23 A. CAVALIERE	2:01.300	12	40 I. MIRALLES RODRIGUEZ	2:01.262	11	48 J. DIAZ CORBELLA	2:01.165	10
27 A. DIEZ RODRIGUEZ	2:00.429	9	16 A. RUIZ CARRANZA	2:00.294	8	12 M. LUNA BAYEN	2:00.159	7
20 J. GARCIA GARCIA	1:59.967	6	22 J. UVIÑA MARTI	1:59.750	5	18 M. GONZALEZ SIMON	1:59.701	4
34 G. NAVARRO BUXO	1:59.555	3	8 A. LORENTE MOLINA	1:59.322	2	70 M. ALCOBA ESPI	1:58.687	1

Comissarios Deportivos:	Cronometrador:
-------------------------	----------------



Moto3/Moto3 SportProduction

RFME CEV

Carrera (13 Vueltas, 51,1 km.)

Clasificación


Piloto	Nac	Equipo	Moto	Neumaticos	Vlts.	Tiempo	Dif.	Km/h	Mejor Vuelta					
									Vlt.	Tiempo	Km/h			
1	18	Manuel GONZALEZ SIMON	ESP	HALCOURIER M5 RACING	FTR	DUNLOP	Moto	13	24:11.308	-	126.8	4	1:50.528	128.1
2	20	Jose Julian GARCIA GARCIA	ESP	FAU55 RACING	KTM	DUNLOP	Moto	13	24:14.096	+2.788	126.6	8	1:50.906	127.7
3	70	Marc ALCOBA ESPI	ESP	XCTECH	HONDA	DUNLOP	Sport	13	24:14.863	+3.555	126.5	11	1:50.832	127.8
4	16	Alejandro RUIZ CARRANZA	ESP	PROCERCASA 42 MOTORSPORT	KTM	DUNLOP	Moto	13	24:15.867	+4.559	126.4	8	1:50.800	127.8
5	8	Angel LORENTE MOLINA	ESP	CUNA DE CAMPEONES	MIR RACING	DUNLOP	Sport	13	24:16.225	+4.917	126.4	10	1:50.732	127.9
6	22	Joan UVIÑA MARTI	ESP	HONDA IMPALA	HONDA	DUNLOP	Sport	13	24:21.454	+10.146	125.9	9	1:51.267	127.3
7	75	Sergio MUÑOZ SOLANO	ESP	BORJA SPORT TEAM	MIR RACING	DUNLOP	Sport	13	24:25.139	+13.831	125.6	3	1:51.407	127.1
8	12	Marc LUNA BAYEN	ESP	CUNA DE CAMPEONES	MIR RACING	DUNLOP	Sport	13	24:25.382	+14.074	125.6	3	1:51.310	127.2
9	34	Gino NAVARRO BUXO	ESP	ETG RACING	KTM	DUNLOP	Moto	13	24:26.520	+15.212	125.5	4	1:51.404	127.1
10	23	Andrea CAVALLIERE	ESP	PROCERCASA - 42 MOTORSPORT	KTM	DUNLOP	Moto	13	24:32.860	+21.552	125.0	4	1:52.007	126.4
11	9	Francisco GOMEZ REQUENA	ESP	EUROTRADIS RACING TEAM	HONDA	DUNLOP	Sport	13	24:33.268	+21.960	124.9	4	1:51.706	126.8
12	48	Joan DIAZ CORBELLA	ESP	CUNA DE CAMPEONES	MIR RACING	DUNLOP	Sport	13	24:40.813	+29.505	124.3	6	1:52.612	125.7
13	11	Jarno KAUSCH	SUI	PINAMOTO RS	KTM	DUNLOP	Moto	13	24:46.314	+35.006	123.8	13	1:52.803	125.5
14	27	Alejandro DIEZ RODRIGUEZ	ESP	HONDA IMPALA	HONDA	DUNLOP	Sport	13	24:46.915	+35.607	123.8	13	1:52.439	125.9
15	40	Ivan MIRALLES RODRIGUEZ	ESP	CUNA DE CAMPEONES	MIR RACING	DUNLOP	Sport	13	24:57.519	+46.211	122.9	8	1:53.015	125.3
16	42	Matthieu GREGORIO	FRA	VHC RACING LIQUI MOLY TEAM	HONDA	DUNLOP	Moto	13	25:12.210	+1:00.902	121.7	4	1:53.887	124.3
17	24	Heng SU	CHN	TEAM CHINA	KTM	DUNLOP	Moto	13	25:42.018	+1:30.710	119.4	12	1:57.072	120.9
18	98	Argentim RAMADANI	MKD	PINAMOTO RS	HONDA	DUNLOP	Sport	13	25:42.964	+1:31.656	119.3	2	1:57.353	120.7

Pole		M. ALCOBA ESPI	1:58.687	119.3 Kph
Vuelta Rápida	Vlt. 4	Manuel GONZALEZ SIMON	1:50.528	128.1 Kph

Hora de publicación:

Estado de pista: **SECO**

Director de carrera:	Cronometrador:
-----------------------------	-----------------------



Moto3/Moto3 SportProduction

RFME CEV

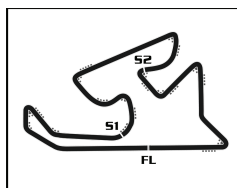
Carrera

Planing

CIRCUITO DE NAVARRA 3.933 m.

VUELTA

Nº	Pos	Grid	1	2	3	4	5	6	7	8	9	10	11	12	13
70	1	70	18	18	18	18	18	18	18	18	18	18	18	18	18
8	2	8	8	12	12	12	70	70	70	20	20	20	20	20	20
34	3	34	12	8	8	70	12	20	20	70	70	70	70	70	70
18	4	18	20	20	70	8	20	16	16	16	16	16	16	16	16
22	5	22	70	70	20	20	8	12	12	8	8	8	8	8	8
20	6	20	22	16	16	16	16	8	8	22	22	22	22	22	22
12	7	12	16	22	22	22	22	22	22	12	12	12	12	12	75
16	8	16	75	75	75	75	75	75	75	75	75	75	75	75	12
27	9	27	48	9	9	9	34	34	34	34	34	34	34	34	34
48	10	48	9	48	34	34	9	9	9	9	23	23	23	23	23
40	11	40	34	34	48	23	23	23	23	23	9	9	9	9	9
23	12	23	23	23	23	48	48	48	48	48	48	48	48	48	48
9	13	9	40	40	40	11	11	11	27	40	40	40	40	11	11
11	14	11	11	11	11	40	40	40	40	11	11	11	11	40	27
75	15	75	42	27	27	27	27	27	11	27	27	27	27	27	40
98	16	98	27	42	42	42	42	42	42	42	42	42	42	42	42
42	17	42	98	98	98	98	98	98	98	98	98	98	98	98	24
24	18	24	24	24	24	24	24	24	24	24	24	24	24	24	98



Moto3/Moto3 SportProduction

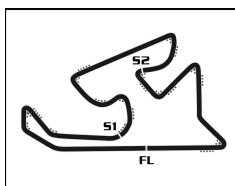
RFME CEV

Carrera

CIRCUITO DE NAVARRA 3.933 m

Mejores tiempos de sector

SECTOR 1			SECTOR 2			SECTOR 3			Pos	Piloto	Vuelta Ideal	Mejor Vuelta
Pos	Piloto	Tiempo	Piloto	Tiempo	Piloto	Tiempo	Pos	Piloto				
1	20 J.GARCIA GARCIA	29.785	8 A.LORENTE MOLINA	39.304	18 M.GONZALEZ SIMON	41.080	1	18 M.GONZALEZ SIMON	1:50.395	1:50.528	(1)	
2	16 A.RUIZ CARRANZA	29.814	70 M.ALCOBA ESPI	39.315	16 A.RUIZ CARRANZA	41.096	2	16 A.RUIZ CARRANZA	1:50.576	1:50.800	(3)	
3	75 S.MUÑOZ SOLANO	29.858	18 M.GONZALEZ SIMON	39.454	20 J.GARCIA GARCIA	41.168	3	70 M.ALCOBA ESPI	1:50.581	1:50.832	(4)	
4	18 M.GONZALEZ SIMON	29.861	22 J.LUVIÑA MARTI	39.490	8 A.LORENTE MOLINA	41.182	4	8 A.LORENTE MOLINA	1:50.619	1:50.732	(2)	
5	70 M.ALCOBA ESPI	29.976	12 M.LUNA BAYEN	39.577	70 M.ALCOBA ESPI	41.290	5	20 J.GARCIA GARCIA	1:50.632	1:50.906	(5)	
6	22 J.LUVIÑA MARTI	29.980	75 S.MUÑOZ SOLANO	39.591	22 J.LUVIÑA MARTI	41.468	6	22 J.LUVIÑA MARTI	1:50.938	1:51.267	(6)	
7	12 M.LUNA BAYEN	30.009	9 F.GOMEZ REQUENA	39.597	23 A.CAVALIERE	41.481	7	75 S.MUÑOZ SOLANO	1:50.947	1:51.407	(9)	
8	34 G.NAVARRO BUXO	30.058	34 G.NAVARRO BUXO	39.662	9 F.GOMEZ REQUENA	41.494	8	12 M.LUNA BAYEN	1:51.179	1:51.310	(7)	
9	8 A.LORENTE MOLINA	30.133	16 A.RUIZ CARRANZA	39.666	75 S.MUÑOZ SOLANO	41.498	9	34 G.NAVARRO BUXO	1:51.234	1:51.404	(8)	
10	23 A.CAVALIERE	30.154	20 J.GARCIA GARCIA	39.679	34 G.NAVARRO BUXO	41.514	10	9 F.GOMEZ REQUENA	1:51.456	1:51.706	(10)	
11	48 J.DIAZ CORBELLA	30.199	48 J.DIAZ CORBELLA	40.122	12 M.LUNA BAYEN	41.593	11	23 A.CAVALIERE	1:51.843	1:52.007	(11)	
12	40 I.MIRALLES RODRIGUEZ	30.264	27 A.DIEZ RODRIGUEZ	40.173	11 J.KAUSCH	41.671	12	48 J.DIAZ CORBELLA	1:52.151	1:52.612	(13)	
13	9 F.GOMEZ REQUENA	30.365	23 A.CAVALIERE	40.208	48 J.DIAZ CORBELLA	41.830	13	27 A.DIEZ RODRIGUEZ	1:52.439	1:52.439	(12)	
14	27 A.DIEZ RODRIGUEZ	30.370	11 J.KAUSCH	40.234	27 A.DIEZ RODRIGUEZ	41.896	14	11 J.KAUSCH	1:52.519	1:52.803	(14)	
15	11 J.KAUSCH	30.614	40 I.MIRALLES RODRIGUEZ	40.267	40 I.MIRALLES RODRIGUEZ	42.083	15	40 I.MIRALLES RODRIGUEZ	1:52.614	1:53.015	(15)	
16	42 M.GREGORIO	30.664	42 M.GREGORIO	40.783	42 M.GREGORIO	42.378	16	42 M.GREGORIO	1:53.825	1:53.887	(16)	
17	24 H.SU	31.551	98 A.RAMADANI	41.897	24 H.SU	43.123	17	24 H.SU	1:56.731	1:57.072	(17)	
18	98 A.RAMADANI	31.760	24 H.SU	42.057	98 A.RAMADANI	43.359	18	98 A.RAMADANI	1:57.016	1:57.353	(18)	



CIRCUITO DE NAVARRA - 3.933 m.

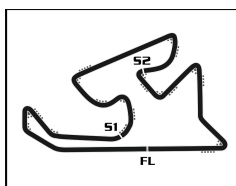
Moto3/Moto3 SportProduction

RFME CEV

Después de Carrera

Velocidad máxima del evento

Piloto	Equipo	Moto	V. Max	Vlt.	Sesión
23 Andrea CAVALIERE	PROCERCASA - 42 MOTORSPORT	KTM	217.3	2	Carrera
34 Gino NAVARRO BUXO	ETG RACING	KTM	215.6	2	Carrera
20 Jose Julian GARCIA GARCIA	FAU55 RACING	KTM	215.1	3	Warm UP
16 Alejandro RUIZ CARRANZA	PROCERCASA 42 MOTORSPORT	KTM	214.7	6	Carrera
18 Manuel GONZALEZ SIMON	HALCOURIER MS RACING	FTR	213.4	9	Carrera
42 Matthieu GREGORIO	VHC RACING LIQUI MOLY TEAM	HONDA	212.6	2	Carrera
27 Alejandro DIEZ RODRIGUEZ	HONDA IMPALA	HONDA	211.8	13	Carrera
12 Marc LUNA BAYEN	CUNA DE CAMPEONES	MIR RACING	210.9	9	Carrera
22 Joan UVIÑA MARTI	HONDA IMPALA	HONDA	210.9	2	Carrera
70 Marc ALCOBA ESPI	XCTECH	HONDA	210.9	4	Carrera
48 Joan DIAZ CORBELLA	CUNA DE CAMPEONES	MIR RACING	210.5	2	Carrera
8 Angel LORENTE MOLINA	CUNA DE CAMPEONES	MIR RACING	210.1	7	Carrera
40 Ivan MIRALLES RODRIGUEZ	CUNA DE CAMPEONES	MIR RACING	208.5	2	Carrera
11 Jarno KAUSCH	PINAMOTO RS	KTM	207.7	2	Carrera
24 Heng SU	TEAM CHINA	KTM	207.7	7	Carrera
75 Sergio MUÑOZ SOLANO	BORJA SPORT TEAM	MIR RACING	206.5	4	Carrera
9 Francisco GOMEZ REQUEVA	EUROTRADIS RACING TEAM	HONDA	206.1	5	Carrera
98 Argentiim RAMADANI	PINAMOTO RS	HONDA	201.5	2	Carrera



CIRCUITO DE NAVARRA 3.933 m.

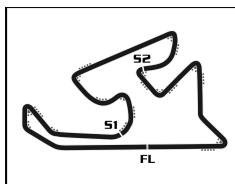
Moto3/Moto3 SportProduction

RFME CEV

Carrera

Secuencia de lideres

Nº	Piloto	Equipo	Moto	Vuelta Inicio	Vuelta Final	Vlts.	Total Vlts.
Moto3							
18	Manuel GONZALEZ SIMON	HALCOURIER MS RACING	FTR	1	13	13	13
SportProduction							
8	Angel LORENTE MOLINA	CUNA DE CAMPEONES	MIR RACING	1	1	1	1
12	Marc LUNA BAYEN	CUNA DE CAMPEONES	MIR RACING	2	4	3	3
70	Marc ALCOBA ESPI	XCTECH	HONDA	5	13	9	9



CIRCUITO DE NAVARRA 3.933 m.


Moto3/Moto3 SportProduction

RFME CEV

Carrera

Secuencia de vueltas rápidas

Tiempo de sesión	Piloto	Equipo	Moto	Neumaticos	Tiempo	km/h	Vlt.
3:47.929	18 Manuel GONZALEZ SIMON	HALCOURIER MS RACING	FTR	DUNLOP	Mot: 1:50.686	127.9	2
5:38.542	18 Manuel GONZALEZ SIMON	HALCOURIER MS RACING	FTR	DUNLOP	Mot: 1:50.613	128.0	3
7:29.070	18 Manuel GONZALEZ SIMON	HALCOURIER MS RACING	FTR	DUNLOP	Mot: 1:50.528	128.1	4



Moto3/Moto3 SportProduction


RFME CEV

Carrera

Tiempos por vuelta

■ Piloto Doblado


Nº	Tiempo	Dif.	Nº	Tiempo	Dif.	Nº	Tiempo	Dif.	Nº	Tiempo	Dif.	Nº	Tiempo	Dif.
Vuelta 1			27	1:53.898	13.637	23	1:52.445	13.356	12	1:52.077	8.421	70	1:51.329	3.514
18	1:57.243		42	1:54.327	14.299	48	1:52.612	13.848	75	1:52.350	9.698	16	1:51.203	3.941
8	1:59.085	1.842	98	1:57.899	22.037	11	1:53.754	19.340	34	1:52.087	12.287	8	1:51.195	5.119
12	1:59.155	1.912	24	1:58.535	26.039	40	1:53.737	19.863	23	1:52.242	16.171	22	1:52.046	8.958
20	1:59.883	2.640	Vuelta 4			27	1:53.367	20.146	9	1:53.822	17.396	12	1:52.744	12.232
70	2:00.220	2.977	18	1:50.528		42	1:55.342	24.403	48	1:53.529	19.072	75	1:52.015	12.278
22	2:00.499	3.256	12	1:51.408	4.833	98	1:58.285	43.559	40	1:53.594	27.208	34	1:51.848	14.551
16	2:00.518	3.275	70	1:51.195	4.918	24	1:58.158	47.035	11	1:53.129	27.367	23	1:52.533	19.502
75	2:01.237	3.994	8	1:51.424	4.972	Vuelta 7			9	1:52.757	28.800	9	1:52.751	21.066
48	2:01.337	4.094	20	1:51.057	5.428	18	1:51.128		42	1:56.033	39.129	48	1:54.054	26.704
9	2:01.558	4.315	16	1:51.022	5.493	70	1:51.601	4.634	98	1:57.976	1:03.804	11	1:53.441	33.541
34	2:01.852	4.609	22	1:51.338	6.461	20	1:51.214	4.696	24	1:57.682	1:06.111	40	1:54.382	34.337
23	2:02.200	4.957	75	1:51.630	7.637	16	1:51.152	5.642	Vuelta 10			27	1:53.142	34.506
40	2:02.770	5.527	9	1:51.706	9.073	12	1:51.989	6.544	18	1:51.468		42	1:56.138	53.048
11	2:02.977	5.734	34	1:51.404	9.261	8	1:51.898	6.701	20	1:51.042	3.374	98	1:57.926	1:24.340
42	2:03.625	6.382	23	1:52.007	11.053	22	1:51.512	6.736	70	1:51.241	3.842	24	1:57.072	1:24.759
27	2:04.231	6.988	48	1:52.651	11.597	75	1:51.717	8.172	16	1:51.068	4.193	Vuelta 13		
98	2:05.327	8.084	11	1:53.214	14.524	34	1:51.891	10.994	8	1:50.732	5.490	18	1:51.338	
24	2:07.538	10.295	40	1:53.824	15.122	9	1:52.371	14.093	22	1:51.784	7.225	20	1:51.041	2.788
Vuelta 2			27	1:53.334	16.443	23	1:52.228	14.456	12	1:52.430	9.383	70	1:51.379	3.555
18	1:50.686		42	1:53.887	17.658	48	1:52.640	15.360	75	1:52.454	10.684	16	1:51.956	4.559
12	1:52.030	3.256	98	1:58.231	29.740	27	1:53.928	22.946	34	1:52.161	12.980	8	1:51.136	4.917
8	1:52.157	3.313	24	1:58.589	34.100	40	1:54.639	23.374	23	1:52.369	17.072	22	1:52.526	10.146
20	1:51.761	3.715	Vuelta 5			11	1:55.430	23.642	9	1:52.499	18.427	75	1:52.891	13.831
70	1:51.714	4.005	18	1:51.532		42	1:56.418	29.693	48	1:53.599	21.203	12	1:53.180	14.074
16	1:51.709	4.298	70	1:51.034	4.420	98	1:58.161	50.592	40	1:53.580	29.320	34	1:51.999	15.212
22	1:52.168	4.738	12	1:51.754	5.055	24	1:57.832	53.739	11	1:53.575	29.474	23	1:53.388	21.552
75	1:52.433	5.741	20	1:51.303	5.199	Vuelta 8			27	1:53.248	30.580	9	1:52.232	21.960
9	1:52.746	6.375	8	1:52.216	5.656	18	1:51.402		42	1:55.863	43.524	48	1:54.139	29.505
48	1:53.429	6.837	16	1:51.853	5.814	20	1:50.906	4.200	98	1:58.315	1:10.651	11	1:52.803	35.006
34	1:53.027	6.950	22	1:51.641	6.570	70	1:51.248	4.480	27	1:52.439	35.607	40	2:03.212	46.211
23	1:53.183	7.454	75	1:51.545	7.650	16	1:50.800	5.040	42	1:55.863	43.524	42	1:52.192	1:00.902
40	1:53.612	8.453	34	1:52.179	9.908	8	1:51.066	6.365	98	1:58.123	1:12.766	24	1:57.289	1:30.710
11	1:53.620	8.668	9	1:54.378	11.919	22	1:51.681	7.015	Vuelta 11			98	1:58.654	1:31.656
27	1:54.050	10.352	23	1:52.898	12.419	12	1:52.575	7.717	18	1:51.466		20	1:50.987	2.895
42	1:54.889	10.585	48	1:52.679	12.744	75	1:51.951	8.721	20	1:50.987	2.895	70	1:50.832	3.208
98	1:57.353	14.751	11	1:54.102	17.094	34	1:51.981	11.573	16	1:51.034	3.761	8	1:50.923	4.947
24	1:58.508	18.117	40	1:54.044	17.634	9	1:52.256	14.947	22	1:52.176	7.935	22	1:52.176	7.935
Vuelta 3			27	1:53.376	18.287	23	1:52.248	15.302	12	1:52.594	10.511	12	1:52.594	10.511
18	1:50.613		42	1:54.443	20.569	48	1:52.958	16.916	75	1:52.068	11.286	34	1:52.212	13.726
12	1:51.310	3.953	98	1:58.574	36.782	40	1:53.015	24.987	34	1:52.212	13.726	23	1:52.386	17.992
8	1:51.376	4.076	24	1:57.817	40.385	11	1:53.371	25.611	23	1:52.386	17.992	9	1:52.377	19.338
70	1:50.859	4.251	Vuelta 6			27	1:55.362	26.906	48	1:53.936	23.673	48	1:53.936	23.673
20	1:51.797	4.899	18	1:51.508		42	1:56.178	34.469	40	1:53.124	30.978	40	1:53.124	30.978
16	1:51.314	4.999	70	1:51.249	4.161	98	1:58.011	57.201	11	1:53.115	31.123	11	1:53.115	31.123
22	1:51.526	5.651	20	1:50.919	4.610	24	1:57.465	59.802	27	1:53.273	32.387	27	1:53.273	32.387
75	1:51.407	6.535	16	1:51.312	5.618	Vuelta 9			42	1:55.875	47.933	42	1:55.875	47.933
9	1:52.133	7.895	12	1:52.136	5.683	18	1:51.373		98	1:58.252	1:17.437	98	1:58.252	1:17.437
34	1:52.048	8.385	8	1:51.783	5.931	20	1:50.973	3.800	24	1:57.410	1:18.710	24	1:57.410	1:18.710
48	1:53.250	9.474	22	1:51.290	6.352	70	1:50.962	4.069	Vuelta 12			18	1:51.023	
23	1:52.733	9.574	75	1:51.441	7.583	16	1:50.926	4.593	20	1:51.213	3.085	20	1:51.213	3.085
40	1:53.986	11.826	34	1:51.831	10.231	8	1:51.234	6.226				18	1:51.023	
11	1:53.783	11.838	9	1:52.439	12.850	22	1:51.267	6.909				20	1:51.213	3.085



Moto3/Moto3 SportProduction
RFME CEV
Carrera
Vuelta a vuelta

Mejor Personal Mejor de la sesión B Cruzando la línea de meta por el pit lane.

Vlt.	Tiempo	Sector 1	Sector 2	Sector 3	Km/h	T. Sesión	Vlt.	Tiempo	Sector 1	Sector 2	Sector 3	Km/h	T. Sesión	
8	Angel LORENTE MOLINA ESP							6	1:52.136	30.324	39.944	41.868	126.3	11:17.793
	CUÑA DE CAMPEONES MIR RACING							7	1:51.989	30.100	40.101	41.788	126.4	13:09.782
	1	1:59.085	36.829	40.406	41.850	118.9	8	1:52.575	30.166	40.504	41.905	125.8	15:02.357	
	2	1:52.157	30.610	39.726	41.821	126.2	9	1:52.077	30.085	40.013	41.979	126.3	16:54.434	
	3	1:51.376	30.392	39.514	41.470	127.1	10	1:52.430	30.434	40.039	41.957	125.9	18:46.864	
	4	1:51.424	30.249	39.672	41.503	127.1	11	1:52.594	30.277	40.160	42.157	125.8	20:39.458	
	5	1:52.216	30.779	39.837	41.600	126.2	12	1:52.744	30.334	40.234	42.176	125.6	22:32.202	
	6	1:51.783	30.308	39.820	41.655	126.7	13	1:53.180	30.347	40.308	42.525	125.1	24:25.382	
	7	1:51.898	30.221	39.932	41.745	126.5								
	8	1:51.066	30.218	39.666	41.182	127.5								
	9	1:51.234	30.311	39.638	41.285	127.3								
	10	1:50.732	30.133	39.304	41.295	127.9								
	11	1:50.923	30.299	39.428	41.196	127.6								
	12	1:51.195	30.300	39.607	41.288	127.3								
	13	1:51.136	30.229	39.511	41.396	127.4								
9	Francisco GOMEZ REQUENA ESP							16	Alejandro RUIZ CARRANZA ESP					
	EUROTRADIS RACING TEAM HONDA								PROCERCASA 42 MOTORSPORT KTM					
	1	2:01.558	38.405	40.794	42.359	116.5	1	2:00.518	37.253	41.194	42.071	117.5	2:00.518	
	2	1:52.746	30.589	40.128	42.029	125.6	2	1:51.709	30.026	40.074	41.609	126.7	3:52.227	
	3	1:52.133	30.455	39.849	41.829	126.3	3	1:51.314	30.157	39.882	41.275	127.2	5:43.541	
	4	1:51.706	30.365	39.597	41.744	126.8	4	1:51.022	29.899	39.730	41.393	127.5	7:34.563	
	5	1:54.378	32.470	40.103	41.805	123.8	5	1:51.853	30.595	39.933	41.325	126.6	9:26.416	
	6	1:52.439	30.731	39.903	41.805	125.9	6	1:51.312	29.814	39.911	41.587	127.2	11:17.728	
	7	1:52.371	30.722	39.891	41.758	126.0	7	1:51.152	30.002	40.027	41.123	127.4	13:08.880	
	8	1:52.256	30.733	39.905	41.618	126.1	8	1:50.800	29.937	39.767	41.096	127.8	14:59.680	
	9	1:53.822	31.665	40.189	41.968	124.4	9	1:50.926	29.998	39.666	41.262	127.6	16:50.606	
	10	1:52.499	30.709	40.137	41.653	125.9	10	1:51.068	30.158	39.684	41.226	127.5	18:41.674	
	11	1:52.377	30.709	39.901	41.767	126.0	11	1:51.034	30.052	39.840	41.142	127.5	20:32.708	
	12	1:52.751	30.693	40.171	41.887	125.6	12	1:51.203	30.017	39.814	41.372	127.3	22:23.911	
	13	1:52.232	30.785	39.953	41.494	126.2	13	1:51.956	30.226	40.276	41.454	126.5	24:15.867	
11	Jamo KAUSCH SUI							18	Manuel GONZALEZ SIMON ESP					
	PINAMOTO RS KTM								HALCOURIER MS RACING FTR					
	1	2:02.977	39.469	40.963	42.545	115.1	1	1:57.243	36.316	39.697	41.230	120.8	1:57.243	
	2	1:53.620	30.614	40.812	42.194	124.6	2	1:50.686	29.956	39.482	41.248	127.9	3:47.929	
	3	1:53.783	30.825	40.718	42.240	124.4	3	1:50.613	30.079	39.454	41.080	128.0	5:38.542	
	4	1:53.214	30.828	40.246	42.140	125.1	4	1:50.528	29.861	39.487	41.180	128.1	7:29.070	
	5	1:54.102	30.779	41.023	42.300	124.1	5	1:51.532	30.285	39.759	41.488	126.9	9:20.602	
	6	1:53.754	31.056	40.635	42.063	124.5	6	1:51.508	30.423	39.786	41.299	127.0	11:12.110	
	7	1:55.430	31.053	41.005	43.372	122.7	7	1:51.128	30.074	39.732	41.322	127.4	13:03.238	
	8	1:53.371	30.797	40.635	41.939	124.9	8	1:51.402	30.190	39.919	41.293	127.1	14:54.640	
	9	1:53.129	30.694	40.393	42.042	125.2	9	1:51.373	30.152	39.805	41.416	127.1	16:46.013	
	10	1:53.575	30.886	40.499	42.190	124.7	10	1:51.468	30.102	39.756	41.610	127.0	18:37.481	
	11	1:53.115	30.890	40.234	41.991	125.2	11	1:51.466	30.125	39.960	41.381	127.0	20:28.947	
	12	1:53.441	30.892	40.431	42.118	124.8	12	1:51.023	30.038	39.702	41.283	127.5	22:19.970	
	13	1:52.803	30.797	40.335	41.671	125.5	13	1:51.338	30.247	39.845	41.246	127.2	24:11.308	
12	Marc LUNA BAYEN ESP							20	Jose Julian GARCIA GARCIA ESP					
	CUÑA DE CAMPEONES MIR RACING								FAU55 RACING KTM					
	1	1:59.155	36.780	40.689	41.686	118.8	1	1:59.883	37.075	40.772	42.036	118.1	1:59.883	
	2	1:52.030	30.067	39.986	41.977	126.4	2	1:51.761	30.036	40.036	41.689	126.7	3:51.644	
	3	1:51.310	30.135	39.582	41.593	127.2	3	1:51.797	30.146	40.085	41.566	126.6	5:43.441	
	4	1:51.408	30.068	39.577	41.763	127.1	4	1:51.057	29.785	39.740	41.532	127.5	7:34.498	
	5	1:51.754	30.009	40.032	41.713	126.7	5	1:51.303	29.994	39.873	41.436	127.2	9:25.801	
							6	1:50.919	29.876	39.813	41.230	127.6	11:16.720	
							7	1:51.214	30.055	39.956	41.203	127.3	13:07.934	
							8	1:50.906	29.911	39.717	41.278	127.7	14:58.840	
							9	1:50.973	29.868	39.800	41.305	127.6	16:49.813	
							10	1:51.042	30.041	39.833	41.168	127.5	18:40.855	
							11	1:50.987	29.926	39.679	41.382	127.6	20:31.842	
							12	1:51.213	29.949	39.905	41.359	127.3	22:23.055	
							13	1:51.041	29.999	39.802	41.240	127.5	24:14.096	




Moto3/Moto3 SportProduction

RFME CEV

Carrera

Vuelta a vuelta

Vlt.	Tiempo	Sector 1	Sector 2	Sector 3	Km/h	T. Sesión	Vlt.	Tiempo	Sector 1	Sector 2	Sector 3	Km/h	T. Sesión
22	Joan UVIÑA MARTI					ESP	6	1:53.367	30.408	40.516	42.443	124.9	11:32.256
	HONDA IMPALA					HONDA	7	1:53.928	30.443	40.524	42.961	124.3	13:26.184
1	2:00.499	37.557	40.654	42.288	117.5	2:00.499	8	1:55.362	32.263	40.691	42.408	122.7	15:21.546
2	1:52.168	30.278	40.086	41.804	126.2	3:52.667	9	1:53.267	30.553	40.392	42.322	125.0	17:14.813
3	1:51.526	30.140	39.731	41.655	127.0	5:44.193	10	1:53.248	30.558	40.534	42.156	125.0	19:08.061
4	1:51.338	30.099	39.490	41.749	127.2	7:35.531	11	1:53.273	30.555	40.319	42.399	125.0	21:01.334
5	1:51.641	30.256	39.594	41.791	126.8	9:27.172	12	1:53.142	30.504	40.357	42.281	125.1	22:54.476
6	1:51.290	30.180	39.617	41.493	127.2	11:18.462	13	1:52.439	30.370	40.173	41.896	125.9	24:46.915
7	1:51.512	29.980	39.909	41.623	127.0	13:09.974							
8	1:51.681	30.354	39.859	41.468	126.8	15:01.655							
9	1:51.267	30.036	39.621	41.610	127.3	16:52.922							
10	1:51.784	30.145	39.612	42.027	126.7	18:44.706							
11	1:52.176	30.503	39.988	41.685	126.2	20:36.882							
12	1:52.046	30.418	39.802	41.826	126.4	22:28.928							
13	1:52.526	30.428	40.212	41.886	125.8	24:21.454							
23	Andrea CAVALIERE					ESP	34	Gino NAVARRO BUXO					ESP
	PROCERCASA - 42 MOTORSPORT					KTM		ETG RACING					KTM
1	2:02.200	38.738	41.002	42.460	115.9	2:02.200	1	2:01.852	37.938	41.280	42.634	116.2	2:01.852
2	1:53.183	30.396	40.579	42.208	125.1	3:55.383	2	1:53.027	30.455	40.315	42.257	125.3	3:54.879
3	1:52.733	30.577	40.297	41.859	125.6	5:48.116	3	1:52.048	30.735	39.662	41.651	126.4	5:46.927
4	1:52.007	30.154	40.251	41.602	126.4	7:40.123	4	1:51.404	30.058	39.781	41.565	127.1	7:38.331
5	1:52.898	30.692	40.350	41.856	125.4	9:33.021	5	1:52.179	30.276	40.171	41.732	126.2	9:30.510
6	1:52.445	30.404	40.496	41.545	125.9	11:25.466	6	1:51.831	30.178	39.922	41.731	126.6	11:22.341
7	1:52.228	30.405	40.208	41.615	126.2	13:17.694	7	1:51.891	30.342	39.929	41.620	126.5	13:14.232
8	1:52.248	30.522	40.245	41.481	126.1	15:09.942	8	1:51.981	30.403	40.064	41.514	126.4	15:06.213
9	1:52.242	30.451	40.232	41.559	126.1	17:02.184	9	1:52.087	30.171	40.082	41.834	126.3	16:58.300
10	1:52.369	30.310	40.380	41.679	126.0	18:54.553	10	1:52.161	30.297	40.044	41.820	126.2	18:50.461
11	1:52.386	30.402	40.371	41.613	126.0	20:46.939	11	1:52.212	30.306	40.013	41.893	126.2	20:42.673
12	1:52.533	30.439	40.432	41.662	125.8	22:39.472	12	1:51.848	30.151	39.874	41.823	126.6	22:34.521
13	1:53.388	30.728	40.569	42.091	124.9	24:32.860	13	1:51.999	30.219	39.924	41.856	126.4	24:26.520
24	Heng SU					CHN	40	Ivan MIRALLES RODRIGUEZ					ESP
	TEAM CHINA					KTM		CUNA DE CAMPEONES					MIR RACING
1	2:07.538	40.314	43.025	44.199	111.0	2:07.538	1	2:02.770	38.571	41.430	42.769	115.3	2:02.770
2	1:58.508	31.887	42.668	43.953	119.5	4:06.046	2	1:53.612	30.264	40.802	42.546	124.6	3:56.382
3	1:58.535	31.929	42.585	44.021	119.4	6:04.581	3	1:53.986	30.739	40.661	42.586	124.2	5:50.368
4	1:58.589	31.954	42.430	44.205	119.4	8:03.170	4	1:53.824	30.998	40.430	42.396	124.4	7:44.192
5	1:57.817	31.551	42.648	43.618	120.2	10:00.987	5	1:54.044	30.559	40.900	42.585	124.2	9:38.236
6	1:58.158	31.709	42.564	43.885	119.8	11:59.145	6	1:53.737	30.716	40.661	42.360	124.5	11:31.973
7	1:57.832	31.683	42.418	43.731	120.2	13:56.977	7	1:54.639	30.850	40.658	43.131	123.5	13:26.612
8	1:57.465	31.731	42.176	43.558	120.5	15:54.442	8	1:53.015	30.419	40.513	42.083	125.3	15:19.627
9	1:57.682	31.758	42.057	43.867	120.3	17:52.124	9	1:53.594	30.581	40.591	42.422	124.6	17:13.221
10	1:58.123	31.863	42.383	43.877	119.9	19:50.247	10	1:53.580	30.460	40.695	42.425	124.7	19:06.801
11	1:57.410	31.672	42.321	43.417	120.6	21:47.657	11	1:53.124	30.570	40.267	42.287	125.2	20:59.925
12	1:57.072	31.691	42.076	43.305	120.9	23:44.729	12	1:54.382	30.710	41.021	42.651	123.8	22:54.307
13	1:57.289	31.897	42.269	43.123	120.7	25:42.018	13	2:03.212	30.784	43.482	48.946	114.9	24:57.519
27	Alejandro DIEZ RODRIGUEZ					ESP	42	Mathieu GREGORIO					FRA
	HONDA IMPALA					HONDA		VHC RACING LIQUI MOLY TEAM					HONDA
1	2:04.231	40.168	41.334	42.729	114.0	2:04.231	1	2:03.625	39.107	41.698	42.820	114.5	2:03.625
2	1:54.050	30.396	40.814	42.840	124.1	3:58.281	2	1:54.889	30.833	41.034	43.022	123.2	3:58.514
3	1:53.898	30.847	40.624	42.427	124.3	5:52.179	3	1:54.327	31.040	40.783	42.504	123.8	5:52.841
4	1:53.334	30.534	40.588	42.212	124.9	7:45.513	4	1:53.887	30.664	40.845	42.378	124.3	7:46.728
5	1:53.376	30.608	40.522	42.246	124.9	9:38.889	5	1:54.443	30.873	41.140	42.430	123.7	9:41.171
							6	1:55.342	31.124	41.429	42.789	122.8	11:36.513
							7	1:56.418	31.582	41.634	43.202	121.6	13:32.931
							8	1:56.178	31.389	41.808	42.981	121.9	15:29.109
							9	1:56.033	31.241	41.723	43.069	122.0	17:25.142
							10	1:55.863	31.383	41.438	43.042	122.2	19:21.005
							11	1:55.875	31.352	41.620	42.903	122.2	21:16.880
							12	1:56.138	31.290	41.652	43.196	121.9	23:13.018
							13	1:59.192	31.858	43.971	43.363	118.8	25:12.210



Moto3/Moto3 SportProduction


RFME CEV

Carrera

Vuelta a vuelta

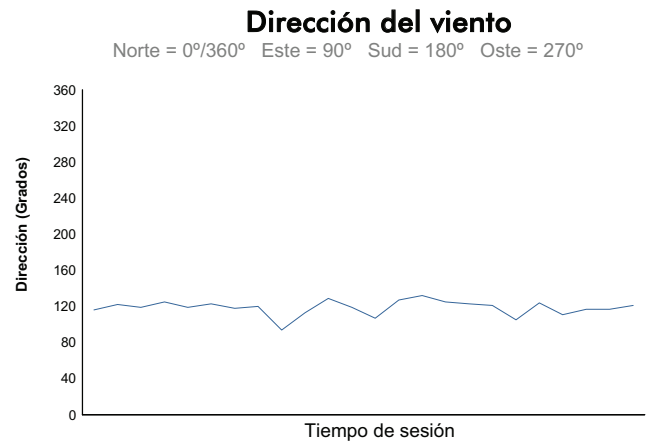
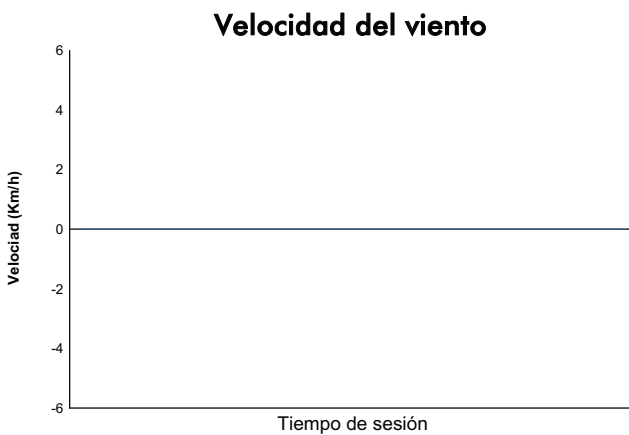
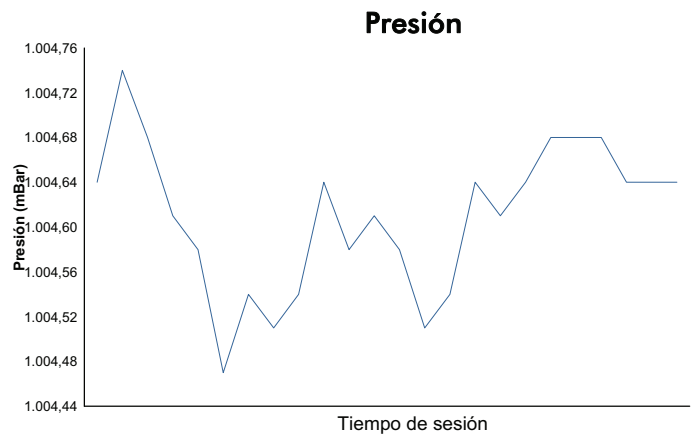
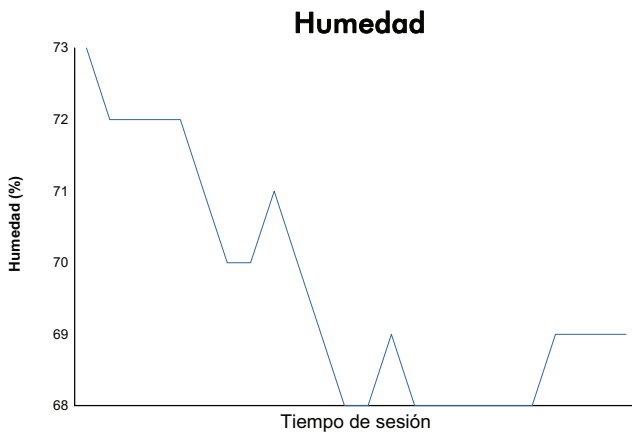
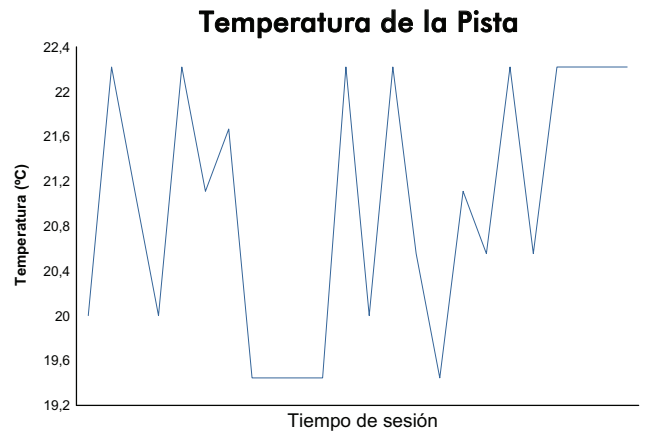
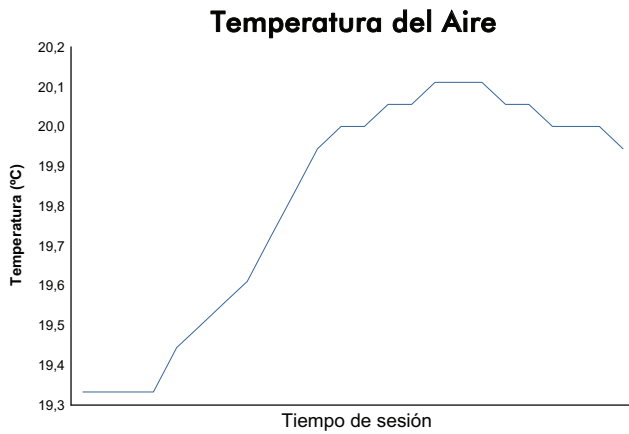
Mejor Personal Mejor de la sesión B Cruzando la línea de meta por el pit lane.

Vlt.	Tiempo	Sector 1	Sector 2	Sector 3	Km/h	T. Sesión	Vlt.	Tiempo	Sector 1	Sector 2	Sector 3	Km/h	T. Sesión	
48	Joan DIAZ CORBELLA						ESP	6	1:58.285	32.480	42.388	43.417	119.7	11:55.669
	CUÑA DE CAMPEONES						MIR RACING	7	1:58.161	32.507	42.138	43.516	119.8	13:53.830
1	2:01.337	37.737	41.115	42.485	116.7	2:01.337	8	1:58.011	32.390	42.262	43.359	120.0	15:51.841	
2	1:53.429	30.439	40.447	42.543	124.8	3:54.766	9	1:57.976	32.102	42.253	43.621	120.0	17:49.817	
3	1:53.250	30.947	40.122	42.181	125.0	5:48.016	10	1:58.315	32.347	42.269	43.699	119.7	19:48.132	
4	1:52.651	30.460	40.361	41.830	125.7	7:40.667	11	1:58.252	32.471	42.125	43.656	119.7	21:46.384	
5	1:52.679	30.468	40.315	41.896	125.7	9:33.346	12	1:57.926	32.190	42.219	43.517	120.1	23:44.310	
6	1:52.612	30.199	40.574	41.839	125.7	11:25.958	13	1:58.654	32.464	42.553	43.637	119.3	25:42.964	
7	1:52.640	30.380	40.297	41.963	125.7	13:18.598								
8	1:52.958	30.597	40.290	42.071	125.3	15:11.556								
9	1:53.529	30.619	40.517	42.393	124.7	17:05.085								
10	1:53.599	30.772	40.482	42.345	124.6	18:58.684								
11	1:53.936	31.093	40.555	42.288	124.3	20:52.620								
12	1:54.054	31.023	40.661	42.370	124.1	22:46.674								
13	1:54.139	31.184	40.615	42.340	124.0	24:40.813								
70	Marc ALCOBA ESPI						ESP							
	XCTECH						HONDA							
1	2:00.220	37.362	40.543	42.315	117.8	2:00.220								
2	1:51.714	29.985	40.094	41.635	126.7	3:51.934								
3	1:50.859	30.048	39.489	41.322	127.7	5:42.793								
4	1:51.195	30.234	39.336	41.625	127.3	7:33.988								
5	1:51.034	30.062	39.592	41.380	127.5	9:25.022								
6	1:51.249	30.251	39.643	41.355	127.3	11:16.271								
7	1:51.601	30.402	39.610	41.589	126.9	13:07.872								
8	1:51.248	30.287	39.617	41.344	127.3	14:59.120								
9	1:50.962	29.976	39.696	41.290	127.6	16:50.082								
10	1:51.241	30.153	39.711	41.377	127.3	18:41.323								
11	1:50.832	30.051	39.315	41.466	127.8	20:32.155								
12	1:51.329	30.064	39.741	41.524	127.2	22:23.484								
13	1:51.379	30.137	39.500	41.742	127.1	24:14.863								
75	Sergio MUÑOZ SOLANO						ESP							
	BORJA SPORT TEAM						MIR RACING							
1	2:01.237	38.170	40.811	42.256	116.8	2:01.237								
2	1:52.433	30.667	40.060	41.706	125.9	3:53.670								
3	1:51.407	30.203	39.611	41.593	127.1	5:45.077								
4	1:51.630	29.858	39.591	42.181	126.8	7:36.707								
5	1:51.545	30.044	39.861	41.640	126.9	9:28.252								
6	1:51.441	30.134	39.809	41.498	127.1	11:19.693								
7	1:51.717	30.241	39.959	41.517	126.7	13:11.410								
8	1:51.951	30.361	40.064	41.526	126.5	15:03.361								
9	1:52.350	30.273	40.333	41.744	126.0	16:55.711								
10	1:52.454	30.376	40.268	41.810	125.9	18:48.165								
11	1:52.068	30.340	40.112	41.616	126.3	20:40.233								
12	1:52.015	30.291	40.120	41.604	126.4	22:32.248								
13	1:52.891	30.478	40.425	41.988	125.4	24:25.139								
98	Argentim RAMADANI						MKD							
	PINAMOTO RS						HONDA							
1	2:05.327	39.642	41.897	43.788	113.0	2:05.327								
2	1:57.353	31.760	41.990	43.603	120.7	4:02.680								
3	1:57.899	32.336	42.064	43.499	120.1	6:00.579								
4	1:58.231	32.288	42.050	43.893	119.8	7:58.810								
5	1:58.574	32.549	42.442	43.583	119.4	9:57.384								




RFME CEV
Moto3/Moto3 SportProduction
Carrera

Informe meteorológico



Estado de la pista: **SECO**



CIRCUITO DE NAVARRA 3.933 m.

Moto3/Moto3 SportProduction

RFME CEV

Carrera

Clasificación por clase

Nº	Piloto	Nac	Equipo	Moto	Vlts.	Tiempo	Diff.	Km/h	Mejor Vuelta		
									Vlt.	Tiempo	Km/h
Moto3											
1	18 Manuel GONZALEZ SIMON	ESP	HALCOURIER MS RACING	FTR	13	24:11.308		126.8	4	1:50.528	128.1
2	20 Jose Julian GARCIA GARCIA	ESP	FAU55 RACING	KTM	13	24:14.096	+2.788	126.6	8	1:50.906	127.7
3	16 Alejandro RUIZ CARRANZA	ESP	PROCERASA 42 MOTORSPORT	KTM	13	24:15.867	+4.559	126.4	8	1:50.800	127.8
4	34 Gino NAVARRO BUXO	ESP	ETG RACING	KTM	13	24:26.520	+15.212	125.5	4	1:51.404	127.1
5	23 Andrea CAVALIERE	ESP	PROCERASA - 42 MOTORSPORT	KTM	13	24:32.860	+21.552	125.0	4	1:52.007	126.4
6	11 Jarno KAUSCH	SUI	PINAMOTO RS	KTM	13	24:46.314	+35.006	123.8	13	1:52.803	125.5
7	42 Matthieu GREGORIO	FRA	VHC RACING LIQUI MOLY TEAM	HONDA	13	25:12.210	+100.902	121.7	4	1:53.887	124.3
8	24 Heng SU	CHN	TEAM CHINA	KTM	13	25:42.018	+130.710	119.4	12	1:57.072	120.9
SportProduction											
1	70 Marc ALCOBA ESPI	ESP	XCTECH	HONDA	13	24:14.863		126.5	11	1:50.832	127.8
2	8 Angel LORENTE MOLINA	ESP	CUNA DE CAMPEONES	MIR RACING	13	24:16.225	+1.362	126.4	10	1:50.732	127.9
3	22 Joan UVIÑA MARTI	ESP	HONDA IMPALA	HONDA	13	24:21.454	+6.591	125.9	9	1:51.267	127.3
4	75 Sergio MUÑOZ SOLANO	ESP	BORJA SPORT TEAM	MIR RACING	13	24:25.139	+10.276	125.6	3	1:51.407	127.1
5	12 Marc LUNA BAYEN	ESP	CUNA DE CAMPEONES	MIR RACING	13	24:25.382	+10.519	125.6	3	1:51.310	127.2
6	9 Francisco GOMEZ REQUENA	ESP	EUROTRADIS RACING TEAM	HONDA	13	24:33.268	+18.405	124.9	4	1:51.706	126.8
7	48 Joan DIAZ CORBELLA	ESP	CUNA DE CAMPEONES	MIR RACING	13	24:40.813	+25.950	124.3	6	1:52.612	125.7
8	27 Alejandro DIEZ RODRIGUEZ	ESP	HONDA IMPALA	HONDA	13	24:46.915	+32.052	123.8	13	1:52.439	125.9
9	40 Ivan MIRALLES RODRIGUEZ	ESP	CUNA DE CAMPEONES	MIR RACING	13	24:57.519	+42.656	122.9	8	1:53.015	125.3
10	98 Argentin RAMADANI	MKD	PINAMOTO RS	HONDA	13	25:42.964	+128.101	119.3	2	1:57.353	120.7

Hora publicación:

Estado de pista: **SECO**

Director de carrera:	Cronometrador:
----------------------	----------------