




**Feminas**  
RFME CEV  
Carrera 2 ((12 vueltas, 47,2 km.))

Parrilla de Salida

73 X. RODRIGUEZ BERLANGA 2:27.306	15	13 R. COLLADO FLORENCIO 2:39.864	17	11 E. SANDOVAL 2:28.321	16
28 A. PUNTI DIVINS 2:23.321	12	52 B. PEREDA PALOMO 2:25.426	14	32 S. ROMAN RODRIGUEZ 2:24.463	13
56 S. GARCIA LUCIO 2:20.203	9	54 Y. OLIVA OLMOS 2:22.499	11	86 D. ROS JANOHER 2:21.416	10
19 M. JUARRANZ CHAMARRO 2:10.907	6	26 M. CALERO SANCHEZ 2:15.765	8	51 E. HOYLE 2:12.457	7
58 L. MARTINEZ HERNANDEZ 2:05.580	3	93 M. TOMAS PEREZ 2:07.913	5	77 A. SIBAJA MORENO 2:06.497	4
		23 N. CHAVES SORIA 2:04.005	2	46 F. RUIZ VIDAL 2:01.137	1

Comissarios Deportivos:	Cronometrador:
-------------------------	----------------



## Feminas

### RFME CEV

#### Carrera 2 (12 Vueltas, 47,2 km.)

### Clasificación

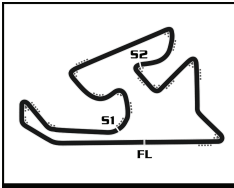
Piloto	Nac	Equipo	Moto	Neumaticos	Vlts.	Tiempo	Dif.	Km/h	Mejor Vuelta			
									Vlt.	Tiempo	Km/h	
1	46 Francisca RUIZ VIDAL	ESP CHAMPI WOMEN RACING TEAM	YAMAHA	BRIGESTONE	O600	12	<b>22:32.599</b>	-	125.6	10	<b>1:49.122</b>	129.8
2	58 Laura MARTINEZ HERNANDEZ	ESP TARGOBANK-PPRT-SPEED MOTOS	YAMAHA	DUNLOP	O600	12	<b>22:40.621</b>	+8.022	124.9	12	<b>1:51.333</b>	127.2
3	77 Andrea SIBAJA MORENO	ESP DEZA- CORDOBA PATRONATO DE LA HERMANDAD	KAWASAKI	PIRELLI	O600	12	<b>22:44.443</b>	+11.844	124.5	10	<b>1:51.356</b>	127.1
4	23 Noelia CHAVES SORIA	ESP NC 23 RACING TEAM	HONDA	BRIGESTONE	O600	12	<b>22:44.446</b>	+11.847	124.5	12	<b>1:50.979</b>	127.6
5	93 Maria TOMAS PEREZ	ESP DREAM RT	HONDA		O600	12	<b>24:00.350</b>	+1:27.751	118.0	11	<b>1:57.655</b>	120.3
6	26 Maria CALERO SANCHEZ	ESP CHAMPI WOMEN RACING TEAM		PIRELLI	O600	12	<b>24:01.030</b>	+1:28.431	117.9	11	<b>1:57.769</b>	120.2
7	51 Elisabeth HOYLE	GBR TARGOBANK -SPEED MOTOS PPRT	HONDA	DUNLOP	O600	12	<b>24:18.354</b>	+1:45.755	116.5	10	<b>1:58.975</b>	119.0
8	56 Sonia GARCIA LUCIO	ESP		MICHELIN	O100	12	<b>24:29.984</b>	+1:57.385	115.6	8	<b>1:59.756</b>	118.2
9	32 Sara ROMAN RODRIGUEZ	ESP PAPA Y MAMA	YAMAHA	MICHELIN	O600	11	<b>22:44.353</b>		114.2	9	<b>2:00.435</b>	117.6
10	28 Aida PUNTI DIVINS	ESP	YAMAHA	DUNLOP	O600	11	<b>23:48.162</b>	1 Lap	109.1	8	<b>2:05.654</b>	112.7
11	73 Xenia RODRIGUEZ BERLANGA	ESP	YAMAHA		O600	11	<b>23:49.970</b>	1 Lap	108.9	11	<b>2:05.445</b>	112.9
12	11 Eva SANDOVAL	ESP TRUST TEAM	HONDA	DUNLOP	O600	11	<b>23:50.575</b>	1 Lap	108.9	10	<b>2:03.611</b>	114.5
13	13 Raquel COLLADO FLORENCIO	ESP N-NEBAE 13 RACING TEAM	KAWASAKI	DUNLOP	O600	11	<b>23:58.490</b>	1 Lap	108.3	10	<b>2:06.023</b>	112.4
14	52 Begoña PEREDA PALOMO	ESP TEAM ADN ZERO	YAMAHA	DUNLOP	O100	10	<b>23:20.563</b>	2 Laps	101.1	2	<b>2:13.408</b>	106.1
<b>No clasificados:</b>												
	19 Ma Cristina JUARRANZ CHAMARRO	ESP I+ DENT RACING TEAM			O100	5	<b>24:41.703</b>			2	<b>2:01.215</b>	116.8
<b>No salidos</b>												
	54 Yasmina OLIVA OLMOS	ESP ESMASOL TEAM	YAMAHA		O600							
	86 Dolores ROS JANOHER	ESP ETG RACING	YAMAHA	PIRELLI	O600							

<b>Pole</b>		F. RUIZ VIDAL	<b>2:01.137</b>	116.9 Kph
<b>Vuelta Rápida</b>	Vlt. 10	Francisca RUIZ VIDAL	<b>1:49.122</b>	129.8 Kph

Hora de publicación: .....

Estado de pista: **SECO**

<b>Director de carrera:</b>	<b>Cronometrador:</b>
-----------------------------	-----------------------

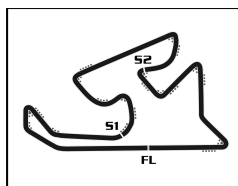


**Feminas**  
RFME CEV  
Carrera 2

CIRCUITO DE NAVARRA 3.933 m. Planing

**VUELTA**

Nº	Pos	Circ	1	2	3	4	5	6	7	8	9	10	11	12
46	<b>1</b>	46	46	46	46	46	46	46	58	46	46	46	46	46
23	<b>2</b>	23	58	58	58	58	58	58	46	58	58	58	58	58
58	<b>3</b>	58	23	23	23	23	23	23	77	77	77	77	77	77
77	<b>4</b>	77	77	77	77	77	77	77	23	23	23	23	23	23
93	<b>5</b>	93	19	19	26	26	26	93	93	26	93	93	93	93
19	<b>6</b>	19	93	26	93	93	93	26	26	93	26	26	26	26
51	<b>7</b>	51	26	93	56	56	56	51	51	51	51	51	51	51
26	<b>8</b>	26	56	56	51	51	51	56	56	56	56	56	56	56
56	<b>9</b>	56	51	51	32	32	32	32	32	32	32	32	32	32
86	<b>10</b>	86	32	32	28	28	73	73	28	28	28	28	28	28
54	<b>11</b>	54	28	28	73	73	28	28	73	73	73	73	73	73
28	<b>12</b>	28	73	73	52	13	13	13	13	13	11	11	11	11
32	<b>13</b>	32	52	52	13	11	11	11	11	11	13	13	13	13
52	<b>14</b>	52	13	13	11	52	52	52	52	52	52	52	52	52
73	<b>15</b>	73	11	11	19	19	19							
11	<b>16</b>	11												
13	<b>17</b>	13												

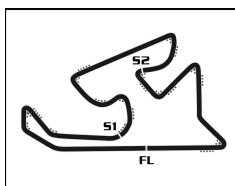


**Feminas**  
RFME CEV  
Carrera 2

CIRCUITO DE NAVARRA 3.933 m

Mejores tiempos de sector

SECTOR 1			SECTOR 2			SECTOR 3			Pos	Piloto	Vuelta Ideal	Mejor Vuelta
Pos	Piloto	Tiempo	Piloto	Tiempo	Piloto	Tiempo						
1	46 F.RUIZ VIDAL	29.560	46 F.RUIZ VIDAL	39.311	46 F.RUIZ VIDAL	40.187	1	46 F.RUIZ VIDAL	1:49.058	1:49.122	(1)	
2	23 N.CHAVES SORIA	29.838	77 A.SIBAJA MORENO	39.787	23 N.CHAVES SORIA	40.924	2	23 N.CHAVES SORIA	1:50.654	1:50.979	(2)	
3	58 L.MARTINEZ HERNANDEZ	30.074	58 L.MARTINEZ HERNANDEZ	39.834	77 A.SIBAJA MORENO	41.032	3	58 L.MARTINEZ HERNANDEZ	1:50.979	1:51.333	(3)	
4	77 A.SIBAJA MORENO	30.248	23 N.CHAVES SORIA	39.892	58 L.MARTINEZ HERNANDEZ	41.071	4	77 A.SIBAJA MORENO	1:51.067	1:51.356	(4)	
5	93 M.TOMAS PEREZ	31.409	93 M.TOMAS PEREZ	42.551	26 M.CALERO SANCHEZ	43.055	5	93 M.TOMAS PEREZ	1:57.044	1:57.655	(5)	
6	26 M.CALERO SANCHEZ	31.535	26 M.CALERO SANCHEZ	42.711	93 M.TOMAS PEREZ	43.084	6	26 M.CALERO SANCHEZ	1:57.301	1:57.769	(6)	
7	19 M.JUARRANZ CHAMARRO	32.287	32 S.ROMAN RODRIGUEZ	43.099	51 E.HOYLE	43.442	7	51 E.HOYLE	1:58.854	1:58.975	(7)	
8	51 E.HOYLE	32.299	51 E.HOYLE	43.113	56 S.GARCIA LUCIO	43.792	8	56 S.GARCIA LUCIO	1:59.756	1:59.756	(8)	
9	56 S.GARCIA LUCIO	32.554	56 S.GARCIA LUCIO	43.410	19 M.JUARRANZ CHAMARRO	44.148	9	19 M.JUARRANZ CHAMARRO	2:00.253	2:01.215	(10)	
10	32 S.ROMAN RODRIGUEZ	33.066	19 M.JUARRANZ CHAMARRO	43.818	32 S.ROMAN RODRIGUEZ	44.270	10	32 S.ROMAN RODRIGUEZ	2:00.435	2:00.435	(9)	
11	11 E.SANDOVAL	33.959	11 E.SANDOVAL	44.292	11 E.SANDOVAL	45.070	11	11 E.SANDOVAL	2:03.321	2:03.611	(11)	
12	13 R.COLLADO FLORENCIO	33.980	28 A.PUNTI DIVINS	44.988	73 X.RODRIGUEZ BERLANGA	45.341	12	28 A.PUNTI DIVINS	2:05.171	2:05.654	(13)	
13	28 A.PUNTI DIVINS	34.555	13 R.COLLADO FLORENCIO	45.364	28 A.PUNTI DIVINS	45.628	13	73 X.RODRIGUEZ BERLANGA	2:05.445	2:05.445	(12)	
14	73 X.RODRIGUEZ BERLANGA	34.574	73 X.RODRIGUEZ BERLANGA	45.530	13 R.COLLADO FLORENCIO	46.678	14	13 R.COLLADO FLORENCIO	2:06.022	2:06.023	(14)	
15	52 B.PEREDA PALOMO	35.078	52 B.PEREDA PALOMO	48.903	52 B.PEREDA PALOMO	48.582	15	52 B.PEREDA PALOMO	2:12.563	2:13.408	(15)	




**Feminas**  
RFME CEV  
Después de Carrera 2

CIRCUITO DE NAVARRA 3.933 m.

Velocidad máxima del evento

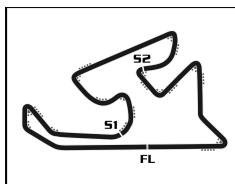
Piloto	Equipo	Moto	V. Max	Vlt.	Sesión
46 Francisca RUIZ VIDAL	CHAMPI WOMEN RACING TEAM	YAMAHA	0600	<b>241.1</b>	2 Carrera 2
77 Andrea SIBAJA MORENO	DEZA- CORDOBA PATRIMONIO DE LA HUMANIDAD	KAWASAKI	0600	<b>233.3</b>	7 Carrera 2
58 Laura MARTINEZ HERNANDEZ	TARGOBANK-PPRT-SPEED MOTOS	YAMAHA	0600	<b>227.4</b>	9 Carrera 2
23 Noelia CHAVES SORIA	NC 23 RACING TEAM	HONDA	0600	<b>225.0</b>	12 Carrera 2
93 Marta TOMAS PEREZ	DREAM RT	HONDA	0600	<b>218.6</b>	7 Carrera 2
19 Ma Cristina JUARRANZ CHAMARRO	I+DENT RACING TEAM		01000	<b>217.3</b>	2 Carrera 2
56 Sonia GARCIA LUCIO			01000	<b>212.2</b>	2 Carrera 2
26 Maria CALERO SANCHEZ	CHAMPI WOMEN RACING TEAM		0600	<b>209.7</b>	5 Carrera 2
51 Elisabeth HOYLE	TARGOBANK -SPEED MOTOS PPRT	HONDA	0600	<b>209.3</b>	10 Carrera 2
52 Begoña PEREDA PALOMO	TEAM ADN ZERO	YAMAHA	01000	<b>208.1</b>	6 Carrera 1
13 Raquel COLLADO FLORENCIO	N-NEBAE 13 RACING TEAM	KAWASAKI	0600	<b>206.5</b>	6 Carrera 2
32 Sara ROMAN RODRIGUEZ	PAPA Y MAMA	YAMAHA	0600	<b>200.4</b>	2 Carrera 2
11 Eya SANDOVAL	TRUST TEAM	HONDA	0600	<b>194.6</b>	10 Carrera 2
73 Xenia RODRIGUEZ BERLANGA		YAMAHA	0600	<b>192.5</b>	8 Carrera 2
28 Aida PUNTI DIVINS		YAMAHA	0600	<b>189.8</b>	2 Carrera 2
86 Dolors ROS JANOHER	ETG RACING	YAMAHA	0600	<b>172.0</b>	2 Carrera 1
54 Yasmina OLIVA OLMOS	ESMASOL TEAM	YAMAHA	0600	<b>167.7</b>	3 Carrera 1
5 Maria BARBERO FRANQUEIRA	SPORT-MCYL /CRN76	BMW MOTORRAD	01000	<b>103.8</b>	1 Entrenamiento Cronometrado



**Feminas**  
RFME CEV  
Carrera 2

Secuencia de lideres

Nº	Piloto	Equipo	Moto	Vuelta Inicio	Vuelta Final	Vlts.	Total Vlts.
<b>01000</b>							
19	Ma Cristina JUARRANZ CHAMARRO	I+DENT RACING TEAM		1	2	2	2
56	Sonia GARCIA LUCIO			3	12	10	10
<b>0600</b>							
46	Francisca RUIZ VIDAL	CHAMPI WOMEN RACING TEAM	YAMAHA	1	6	6	6
58	Laura MARTINEZ HERNANDEZ	TARGOBANK-PPRT-SPEED MOTOS	YAMAHA	7	7	1	1
46	Francisca RUIZ VIDAL	CHAMPI WOMEN RACING TEAM	YAMAHA	8	12	5	11




**Feminas**  
RFME CEV  
Carrera 2

CIRCUITO DE NAVARRA 3.933 m.

Secuencia de vueltas rápidas

Tiempo de sesión	Piloto	Equipo	Moto	Neumaticos	Tiempo	km/h	Vlt.
3:48.638	<b>46 Francisca RUIZ VIDAL</b>	CHAMPI WOMEN RACING TEAM	YAMAHA	BRIGESTONE O6C	<b>1:51.466</b>	127.0	2
5:39.915	<b>46 Francisca RUIZ VIDAL</b>	CHAMPI WOMEN RACING TEAM	YAMAHA	BRIGESTONE O6C	<b>1:51.277</b>	127.2	3
7:30.745	<b>46 Francisca RUIZ VIDAL</b>	CHAMPI WOMEN RACING TEAM	YAMAHA	BRIGESTONE O6C	<b>1:50.830</b>	127.8	4
15:12.576	<b>46 Francisca RUIZ VIDAL</b>	CHAMPI WOMEN RACING TEAM	YAMAHA	BRIGESTONE O6C	<b>1:50.011</b>	128.7	8
17:01.954	<b>46 Francisca RUIZ VIDAL</b>	CHAMPI WOMEN RACING TEAM	YAMAHA	BRIGESTONE O6C	<b>1:49.378</b>	129.4	9
18:51.076	<b>46 Francisca RUIZ VIDAL</b>	CHAMPI WOMEN RACING TEAM	YAMAHA	BRIGESTONE O6C	<b>1:49.122</b>	129.8	10




**Feminas**  
RFME CEV  
Carrera 2

Tiempos por vuelta

Piloto Doblado

Nº	Tiempo	Dif.	Nº	Tiempo	Dif.	Nº	Tiempo	Dif.	Nº	Tiempo	Dif.	Nº	Tiempo	Dif.
<b>Vuelta 1</b>														
46	1:57.172		26	2:00.218	40.514	58	1:52.826	0.633	93	1:57.655	1:20.815			
58	2:00.160	2.988	93	1:59.998	41.096	28	2:07.434	1 Lap	26	1:57.769	1:21.333			
23	2:02.236	5.064	56	2:01.371	44.517	77	1:53.879	4.942	19	2:41.832	7 Laps			
77	2:02.730	5.558	51	2:01.084	45.290	23	1:53.917	5.425	51	1:59.634	1:33.623			
19	2:06.890	9.718	32	2:05.524	57.052	73	2:11.656	1 Lap	56	2:02.928	1:43.269			
93	2:08.414	11.242	28	2:12.121	1:20.491	13	2:07.204	1 Lap						
26	2:09.208	12.036	73	2:11.105	1:20.516	11	2:08.249	1 Lap	<b>Vuelta 12</b>					
56	2:10.183	13.011	13	2:11.941	1:35.749	26	1:58.813	55.040	46	1:50.743				
51	2:10.939	13.767	11	2:11.660	1:36.955	93	2:00.168	55.725	58	1:51.333	8.022			
32	2:13.165	15.993	52	2:14.496	1:37.892	52	2:21.513	1 Lap	32	2:02.436	1 Lap			
28	2:17.629	20.457	<b>Vuelta 5</b>					77	1:51.657	11.844				
73	2:19.531	22.359	46	1:50.893		23	1:50.979	11.847	77	1:51.657	11.844			
52	2:26.353	29.181	58	1:53.366	13.130	52	2:21.009	2 Laps	23	1:50.979	11.847			
13	2:26.441	29.269	23	1:53.401	16.493	28	2:07.894	1 Lap	52	2:21.009	2 Laps			
11	2:36.855	39.683	77	1:52.928	16.691	73	2:07.894	1 Lap	73	2:05.445	1 Lap			
<b>Vuelta 2</b>														
46	1:51.466		26	1:59.128	48.749	58	1:51.706	2.961	11	2:04.232	1 Lap			
58	1:53.787	5.309	93	1:58.951	49.154	77	1:52.247	7.811	13	2:08.742	1 Lap			
23	1:55.081	8.679	56	2:01.101	54.725	23	1:52.247	7.811	93	1:57.679	1:27.751			
77	1:54.950	9.042	51	2:00.834	55.231	28	1:52.406	8.453	26	1:57.841	1:28.431			
19	2:01.215	19.467	32	2:03.364	1:09.523	73	2:05.654	1 Lap	51	2:02.875	1:45.755			
26	2:00.712	21.282	73	2:08.583	1:38.206	13	2:08.138	1 Lap	56	2:04.859	1:57.385			
93	2:01.872	21.648	28	2:09.766	1:39.364	11	2:06.283	1 Lap	19	2:28.983	7 Laps			
56	2:01.334	22.879	13	2:08.184	1:53.040	93	1:58.664	1:05.011						
51	2:02.005	24.306	11	2:07.840	1:53.902	26	1:59.572	1:05.234						
32	2:03.947	28.474	<b>Vuelta 6</b>					51	2:00.415	1:14.916				
28	2:09.629	38.620	46	2:04.738		56	2:01.734	1:17.802	56	2:04.859	1:57.385			
73	2:09.604	40.497	52	2:18.614	1 Lap	52	2:25.946	1 Lap	19	2:28.983	7 Laps			
52	2:13.408	51.123	58	1:52.638	1.030	32	2:00.435	1:39.031						
13	2:14.629	52.432	23	1:52.904	4.659	<b>Vuelta 9</b>								
11	2:09.613	57.830	77	1:52.938	4.891	46	1:49.378		46	1:49.378				
<b>Vuelta 3</b>														
46	1:51.277		93	1:59.090	43.506	58	1:51.706	2.961	58	1:51.706	2.961			
58	1:53.992	8.024	26	1:59.857	43.868	77	1:52.247	7.811	77	1:52.247	7.811			
23	1:54.089	11.491	51	2:00.484	50.977	23	1:52.406	8.453	23	1:52.406	8.453			
77	1:54.309	12.074	56	2:01.546	51.533	28	2:05.654	1 Lap	28	2:05.654	1 Lap			
26	2:01.121	31.126	32	2:02.873	1:07.658	73	2:08.138	1 Lap	73	2:08.138	1 Lap			
93	2:01.557	31.928	73	2:09.295	1:42.763	11	2:06.283	1 Lap	11	2:06.283	1 Lap			
56	2:02.374	33.976	28	2:08.698	1:43.324	93	1:58.664	1:05.011	93	1:58.664	1:05.011			
51	2:02.007	35.036	<b>Vuelta 7</b>					26	1:59.572	1:05.234				
32	2:05.161	42.358	58	1:52.977		51	2:00.415	1:14.916	51	2:00.415	1:14.916			
28	2:11.857	59.200	13	2:07.250	1 Lap	56	2:01.734	1:17.802	56	2:01.734	1:17.802			
73	2:11.021	1:00.241	11	2:06.763	1 Lap	52	2:25.946	1 Lap	52	2:25.946	1 Lap			
52	2:14.380	1:14.226	46	1:56.189	2.182	32	2:00.435	1:39.031	32	2:00.435	1:39.031			
13	2:13.483	1:14.638	77	1:52.372	3.256	<b>Vuelta 10</b>								
11	2:09.572	1:16.125	23	1:53.049	3.701	46	1:49.122		46	1:49.122				
<b>Vuelta 4</b>														
46	1:50.830		93	1:58.251	47.750	58	1:51.761	5.600	58	1:51.761	5.600			
58	1:53.463	10.657	26	1:58.559	48.420	77	1:51.356	10.045	77	1:51.356	10.045			
23	1:53.324	13.985	51	1:59.421	56.391	23	1:51.222	10.553	23	1:51.222	10.553			
77	1:53.412	14.656	56	2:00.357	57.883	19	15:22.783	7 Laps	19	15:22.783	7 Laps			
<b>Vuelta 5</b>														
46	1:50.011		32	2:03.513	1:17.164	28	2:08.534	1 Lap	28	2:08.534	1 Lap			
<b>Vuelta 6</b>														
46	1:50.011		<b>Vuelta 8</b>					73	2:08.396	1 Lap				
<b>Vuelta 7</b>														
46	1:50.011		46	1:50.011		11	2:05.897	1 Lap	11	2:05.897	1 Lap			
<b>Vuelta 8</b>														
46	1:50.011		<b>Vuelta 9</b>					13	2:07.254	1 Lap				
<b>Vuelta 9</b>														
46	1:50.011		<b>Vuelta 10</b>					93	1:58.051	1:13.940				
<b>Vuelta 10</b>														
46	1:50.011		<b>Vuelta 11</b>					26	1:58.232	1:14.344				
<b>Vuelta 11</b>														
46	1:50.011		<b>Vuelta 12</b>					51	1:58.975	1:24.769				
<b>Vuelta 12</b>														
46	1:50.011		<b>Vuelta 13</b>					56	2:02.441	1:31.121				
<b>Vuelta 13</b>														
46	1:50.011		<b>Vuelta 14</b>					46	1:50.780					
<b>Vuelta 14</b>														
46	1:50.011		<b>Vuelta 15</b>					32	2:00.932	1 Lap				
<b>Vuelta 15</b>														
46	1:50.011		<b>Vuelta 16</b>					58	1:52.612	7.432				
<b>Vuelta 16</b>														
46	1:50.011		<b>Vuelta 17</b>					77	1:51.665	10.930				
<b>Vuelta 17</b>														
46	1:50.011		<b>Vuelta 18</b>					23	1:51.838	11.611				
<b>Vuelta 18</b>														
46	1:50.011		<b>Vuelta 19</b>					52	2:21.821	2 Laps				
<b>Vuelta 19</b>														
46	1:50.011		<b>Vuelta 20</b>					28	2:08.946	1 Lap				
<b>Vuelta 20</b>														
46	1:50.011		<b>Vuelta 21</b>					73	2:07.196	1 Lap				
<b>Vuelta 21</b>														
46	1:50.011		<b>Vuelta 22</b>					11	2:03.611	1 Lap				
<b>Vuelta 22</b>														
46	1:50.011		<b>Vuelta 23</b>					13	2:06.023	1 Lap				
<b>Vuelta 23</b>														
46	1:50.011		<b>Vuelta 24</b>											
<b>Vuelta 24</b>														
46	1:50.011		<b>Vuelta 25</b>											
<b>Vuelta 25</b>														
46	1:50.011		<b>Vuelta 26</b>											
<b>Vuelta 26</b>														
46	1:50.011		<b>Vuelta 27</b>											
<b>Vuelta 27</b>														
46	1:50.011		<b>Vuelta 28</b>											
<b>Vuelta 28</b>														
46	1:50.011		<b>Vuelta 29</b>											
<b>Vuelta 29</b>														
46	1:50.011		<b>Vuelta 30</b>											
<b>Vuelta 30</b>														






Feminas  
RFME CEV  
Carrera 2

Vuelta a vuelta

Mejor Personal Mejor de la sesión B Cruzando la línea de meta por el pit lane.

Vlt.	Tiempo	Sector 1	Sector 2	Sector 3	Km/h	T. Sesión	Vlt.	Tiempo	Sector 1	Sector 2	Sector 3	Km/h	T. Sesión		
<b>11</b>	<b>Eva SANDOVAL</b>	ESP						3	2:01.121	32.343	44.884	43.894	116.9	6:11.041	
	TRUST TEAM	HONDA						4	2:00.218	32.609	43.891	43.718	117.8	8:11.259	
1	2:36.855	1:02.841	47.014	47.000	90.3	2:36.855	5	1:59.128	32.206	42.919	44.003	118.9	10:10.387		
2	2:09.613	35.562	46.907	47.144	109.2	4:46.468	6	1:59.857	32.976	43.243	43.638	118.1	12:10.244		
3	2:09.572	35.567	47.196	46.809	109.3	6:56.040	7	1:58.559	32.075	43.006	43.478	119.4	14:08.803		
4	2:11.660	35.368	48.894	47.398	107.5	9:07.700	8	1:58.813	31.814	43.066	43.933	119.2	16:07.616		
5	2:07.840	34.334	46.387	47.119	110.8	11:15.540	9	1:59.572	32.408	43.022	44.142	118.4	18:07.188		
6	2:06.763	34.154	45.859	46.750	111.7	13:22.303	10	1:58.232	31.799	43.144	43.289	119.8	20:05.420		
7	2:08.249	36.531	45.524	46.194	110.4	15:30.552	11	<b>1:57.769</b>	<b>32.003</b>	<b>42.711</b>	<b>43.055</b>	120.2	22:03.189		
8	2:06.283	34.666	45.512	46.105	112.1	17:36.835	12	1:57.841	<b>31.535</b>	43.130	43.176	120.2	24:01.030		
9	2:05.897	34.830	45.672	45.395	112.5	19:42.732									
10	<b>2:03.611</b>	34.249	<b>44.292</b>	<b>45.070</b>	114.5	21:46.343									
11	2:04.232	<b>33.959</b>	45.003	45.270	114.0	23:50.575									
<b>13</b>	<b>Raquel COLLADO FLORENCIO</b>	ESP													
	N-NEBAE 13 RACING TEAM	KAWASAKI						<b>28</b>	<b>Aida PUNTI DIVINS</b>	ESP					
1	2:26.441	47.977	49.780	48.684	96.7	2:26.441									
2	2:14.629	35.631	48.507	50.491	105.2	4:41.070									
3	2:13.483	35.307	49.089	49.087	106.1	6:54.553									
4	2:11.941	36.370	48.714	46.857	107.3	9:06.494									
5	2:08.184	34.497	46.787	46.900	110.5	11:14.678									
6	2:07.250	<b>33.980</b>	46.173	47.097	111.3	13:21.928									
7	2:07.204	34.646	45.692	46.866	111.3	15:29.132									
8	2:07.339	34.671	45.860	46.808	111.2	17:36.471									
9	2:07.254	34.488	45.671	47.095	111.3	19:43.725									
10	<b>2:06.023</b>	33.981	<b>45.364</b>	<b>46.678</b>	112.4	21:49.748									
11	2:08.742	34.575	46.403	47.764	110.0	23:58.490									
<b>19</b>	<b>Ma Cristina JUARRANZ CHAMARRO</b>	ESP						<b>32</b>	<b>Sara ROMAN RODRIGUEZ</b>	ESP					
	I+D RACING TEAM								PAPA Y MAMA	YAMAHA					
1	2:06.890	38.924	<b>43.818</b>	<b>44.148</b>	111.6	2:06.890									
2	<b>2:01.215</b>	<b>32.287</b>	44.158	44.770	116.8	4:08.105									
3	15:22.783B	33.855	51.391	...	15.3	19:30.888									
4	2:41.832	48.040	56.808	56.984	87.5	22:12.720									
5	2:28.983	41.778	53.645	53.560	95.0	24:41.703									
<b>23</b>	<b>Noelia CHAVES SORIA</b>	ESP													
	NC 23 RACING TEAM	HONDA													
1	2:02.236	37.034	42.282	42.920	115.8	2:02.236									
2	1:55.081	31.257	41.525	42.299	123.0	3:57.317									
3	1:54.089	31.184	41.089	41.816	124.1	5:51.406									
4	1:53.324	30.763	40.897	41.664	124.9	7:44.730									
5	1:53.401	30.773	41.060	41.568	124.9	9:38.131									
6	1:52.904	30.302	41.006	41.596	125.4	11:31.035									
7	1:53.049	31.194	40.766	41.089	125.2	13:24.084									
8	1:53.917	31.087	40.324	42.506	124.3	15:18.001									
9	1:52.406	30.442	40.567	41.397	126.0	17:10.407									
10	1:51.222	29.944	40.354	<b>40.924</b>	127.3	19:01.629									
11	1:51.838	29.937	40.875	41.026	126.6	20:53.467									
12	<b>1:50.979</b>	<b>29.838</b>	<b>39.892</b>	41.249	127.6	22:44.446									
<b>26</b>	<b>Maria CALERO SANCHEZ</b>	ESP						<b>46</b>	<b>Francisca RUIZ VIDAL</b>	ESP					
	CHAMPI WOMEN RACING TEAM								CHAMPI WOMEN RACING TEAM	YAMAHA					
1	2:09.208	39.229	44.816	45.163	109.6	2:09.208									
2	2:00.712	32.588	43.887	44.237	117.3	4:09.920									
<b>51</b>	<b>Elisabeth HOYLE</b>	GBR													
	TARGOBANK -SPEED MOTOS PPRT	HONDA													



Feminas  
RFME CEV  
Carrera 2

Vuelta a vuelta

Mejor Personal Mejor de la sesión B Cruzando la línea de meta por el pit lane.

Vlt.	Tiempo	Sector 1	Sector 2	Sector 3	Km/h	T. Sesión
1	2:10.939	40.160	46.211	44.568	108.1	2:10.939
2	2:02.005	33.018	44.465	44.522	116.1	4:12.944
3	2:02.007	33.038	44.523	44.446	116.0	6:14.951
4	2:01.084	32.893	44.163	44.028	116.9	8:16.035
5	2:00.834	32.520	44.107	44.207	117.2	10:16.869
6	2:00.484	33.052	43.697	43.735	117.5	12:17.353
7	1:59.421	32.678	43.113	43.630	118.6	14:16.774
8	1:59.681	32.479	43.444	43.758	118.3	16:16.455
9	2:00.415	33.225	43.494	43.696	117.6	18:16.870
10	1:58.975	32.299	43.234	43.442	119.0	20:15.845
11	1:59.634	32.347	43.708	43.579	118.4	22:15.479
12	2:02.875	34.530	43.983	44.362	115.2	24:18.354

**52** Begoña PEREDA PALOMO ESP  
TEAM ADN ZERO YAMAHA

1	2:26.353	47.557	50.214	48.582	96.7	2:26.353
2	2:13.408	35.078	48.903	49.427	106.1	4:39.761
3	2:14.380	36.087	49.239	49.054	105.4	6:54.141
4	2:14.496	36.476	48.983	49.037	105.3	9:08.637
5	2:18.614	37.381	50.475	50.758	102.1	11:27.251
6	2:23.023	40.264	51.997	50.762	99.0	13:50.274
7	2:21.513	37.710	51.910	51.893	100.1	16:11.787
8	2:25.946	39.353	53.099	53.494	97.0	18:37.733
9	2:21.821	39.060	52.066	50.695	99.8	20:59.554
10	2:21.009	38.777	51.615	50.617	100.4	23:20.563

**56** Sonia GARCIA LUCIO ESP

1	2:10.183	40.573	45.304	44.306	108.8	2:10.183
2	2:01.334	32.688	44.402	44.244	116.7	4:11.517
3	2:02.374	33.949	44.489	43.936	115.7	6:13.891
4	2:01.371	33.139	43.930	44.302	116.7	8:15.262
5	2:01.101	33.023	43.905	44.173	116.9	10:16.363
6	2:01.546	33.368	43.606	44.572	116.5	12:17.909
7	2:00.357	32.984	43.522	43.851	117.6	14:18.266
8	1:59.756	32.554	43.410	43.792	118.2	16:18.022
9	2:01.734	33.706	43.872	44.156	116.3	18:19.756
10	2:02.441	33.427	44.139	44.875	115.6	20:22.197
11	2:02.928	33.743	44.993	44.192	115.2	22:25.125
12	2:04.859	33.987	45.524	45.348	113.4	24:29.984

**58** Laura MARTINEZ HERNANDEZ ESP  
TARGOBANK-PPRT-SPEED MOTOS YAMAHA

1	2:00.160	37.223	41.278	41.659	117.8	2:00.160
2	1:53.787	30.902	40.860	42.025	124.4	3:53.947
3	1:53.992	31.179	41.316	41.497	124.2	5:47.939
4	1:53.463	31.176	40.995	41.292	124.8	7:41.402
5	1:53.366	31.353	40.568	41.445	124.9	9:34.768
6	1:52.638	30.597	40.760	41.281	125.7	11:27.406
7	1:52.977	30.835	40.329	41.813	125.3	13:20.383
8	1:52.826	30.517	40.354	41.955	125.5	15:13.209
9	1:51.706	30.074	40.377	41.255	126.8	17:04.915
10	1:51.761	30.491	40.199	41.071	126.7	18:56.676
11	1:52.612	30.799	40.495	41.318	125.7	20:49.288
12	1:51.333	30.252	39.834	41.247	127.2	22:40.621

**73** Xenia RODRIGUEZ BERLANGA ESP  
YAMAHA

1	2:19.531	43.295	48.658	47.578	101.5	2:19.531
2	2:09.604	35.406	47.411	46.787	109.2	4:29.135
3	2:11.021	35.330	48.174	47.517	108.1	6:40.156
4	2:11.105	36.079	48.739	46.287	108.0	8:51.261
5	2:08.583	34.769	47.201	46.613	110.1	10:59.844
6	2:09.295	35.686	47.156	46.453	109.5	13:09.139
7	2:11.656	34.810	46.937	49.909	107.5	15:20.795
8	2:08.138	34.829	46.817	46.492	110.5	17:28.933
9	2:08.396	35.376	46.932	46.088	110.3	19:37.329
10	2:07.196	35.346	45.955	45.895	111.3	21:44.525
11	2:05.445	34.574	45.530	45.341	112.9	23:49.970

**77** Andrea SIBAJA MORENO ESP  
DEZA- CÓRDOBA PATRIMONIO DE LA HUM/ KAWASAKI

1	2:02.730	37.697	42.060	42.973	115.4	2:02.730
2	1:54.950	31.251	41.447	42.252	123.2	3:57.680
3	1:54.309	31.193	41.227	41.889	123.9	5:51.989
4	1:53.412	30.838	41.101	41.473	124.8	7:45.401
5	1:52.928	30.637	41.018	41.273	125.4	9:38.329
6	1:52.938	30.628	41.005	41.305	125.4	11:31.267
7	1:52.372	30.850	40.006	41.516	126.0	13:23.639
8	1:53.879	31.423	40.155	42.301	124.3	15:17.518
9	1:52.247	30.852	40.284	41.111	126.1	17:09.765
10	1:51.356	30.379	39.945	41.032	127.1	19:01.121
11	1:51.665	30.248	39.787	41.630	126.8	20:52.786
12	1:51.657	30.435	39.855	41.367	126.8	22:44.443

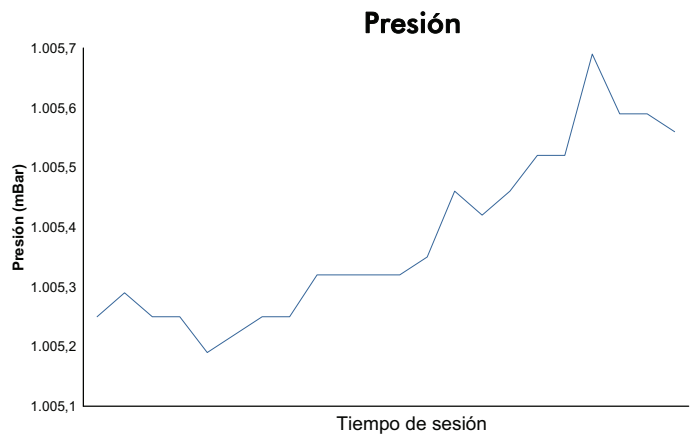
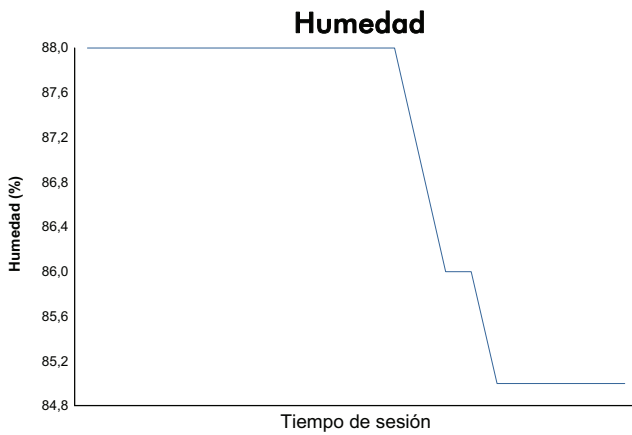
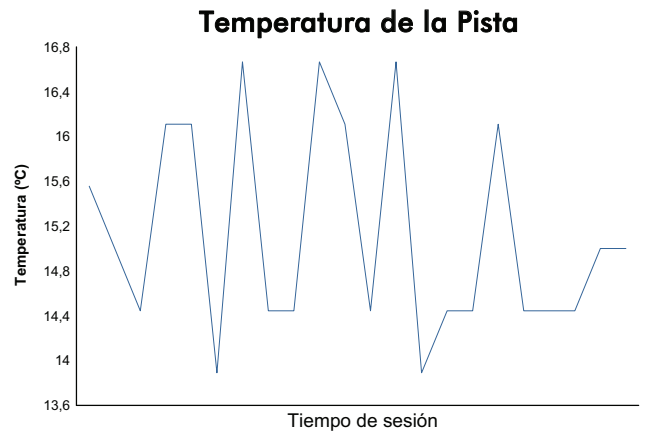
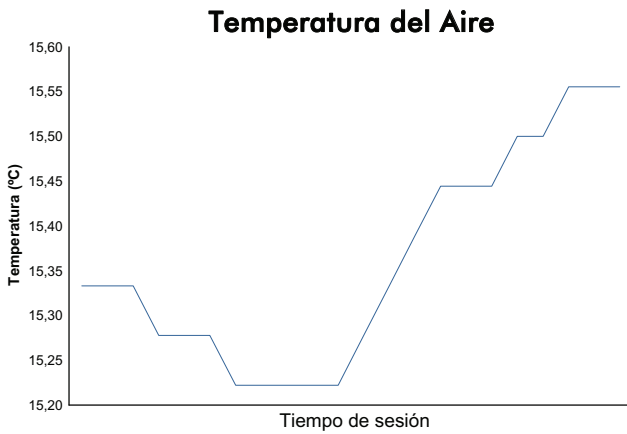
**93** Marta TOMAS PEREZ ESP  
DREAM RT HONDA

1	2:08.414	39.414	44.404	44.596	110.3	2:08.414
2	2:01.872	32.305	44.751	44.816	116.2	4:10.286
3	2:01.557	32.411	44.549	44.597	116.5	6:11.843
4	1:59.998	32.227	44.085	43.686	118.0	8:11.841
5	1:58.951	32.135	43.285	43.531	119.0	10:10.792
6	1:59.090	32.262	43.288	43.540	118.9	12:09.882
7	1:58.251	31.592	43.062	43.597	119.7	14:08.133
8	2:00.168	31.512	44.868	43.788	117.8	16:08.301
9	1:58.664	31.810	43.365	43.489	119.3	18:06.965
10	1:58.051	31.516	43.226	43.309	119.9	20:05.016
11	1:57.655	31.409	42.551	43.695	120.3	22:02.671
12	1:57.679	31.594	43.001	43.084	120.3	24:00.350



**RFME CEV**  
Feminas  
Carrera 2

Informe meteorológico



Estado de la pista: **SECO**



**Feminas**  
RFME CEV  
Carrera 2


Clasificación por clase

Nº	Piloto	Nac	Equipo	Moto	Vlts.	Tiempo	Diff.	Km/h	Mejor Vuelta		
									Vlt.	Tiempo	Km/h
<b>O1000</b>											
1	56 Sonia GARCIA LUCIO	ESP			12	<b>24:29.984</b>		115.6	8	<b>1:59.756</b>	118.2
2	52 Begoña PEREDA PALOMO	ESP	TEAM ADN ZERO	YAMAHA	10	<b>23:20.563</b>	2 Laps	101.1	2	<b>2:13.408</b>	106.1
<b>No clasificados:</b>											
19	Ma Cristina JUARRANZ CHAMARRO	ESP	I+DENT RACING TEAM		5	<b>24:41.703</b>	7 Laps	47.8	2	<b>2:01.215</b>	116.8
<b>O600</b>											
1	46 Francisca RUIZ VIDAL	ESP	CHAMPI WOMEN RACING TEAM	YAMAHA	12	<b>22:32.599</b>		125.6	10	<b>1:49.122</b>	129.8
2	58 Laura MARTINEZ HERNANDEZ	ESP	TARGOBANK-PPRT-SPEED MOTOS	YAMAHA	12	<b>22:40.621</b>	+8.022	124.9	12	<b>1:51.333</b>	127.2
3	77 Andrea SIBAJA MORENO	ESP	DEZA- COORDISA PATRIMONIO DE LA HUMANIDAD	KAWASAKI	12	<b>22:44.443</b>	+11.844	124.5	10	<b>1:51.356</b>	127.1
4	23 Noelia CHAVES SORIA	ESP	NC 23 RACING TEAM	HONDA	12	<b>22:44.446</b>	+11.847	124.5	12	<b>1:50.979</b>	127.6
5	93 Marta TOMAS PEREZ	ESP	DREAM RT	HONDA	12	<b>24:00.350</b>	+1'27.751	118.0	11	<b>1:57.655</b>	120.3
6	26 Maria CALERO SANCHEZ	ESP	CHAMPI WOMEN RACING TEAM		12	<b>24:01.030</b>	+1'28.431	117.9	11	<b>1:57.769</b>	120.2
7	51 Elisabeth HOYLE	GBR	TARGOBANK -SPEED MOTOS PPRT	HONDA	12	<b>24:18.354</b>	+1'45.755	116.5	10	<b>1:58.975</b>	119.0
8	32 Sara ROMAN RODRIGUEZ	ESP	PAPA Y MAMA	YAMAHA	11	<b>22:44.353</b>	1 Laps	114.2	9	<b>2:00.435</b>	117.6
9	28 Aida PUNTI DIVINS	ESP		YAMAHA	11	<b>23:48.162</b>	1 Laps	109.1	8	<b>2:05.654</b>	112.7
10	73 Xenia RODRIGUEZ BERLANGA	ESP		YAMAHA	11	<b>23:49.970</b>	1 Laps	108.9	11	<b>2:05.445</b>	112.9
11	11 Eva SANDOVAL	ESP	TRUST TEAM	HONDA	11	<b>23:50.575</b>	1 Laps	108.9	10	<b>2:03.611</b>	114.5
12	13 Raquel COLLADO FLORENCIO	ESP	N-NEBAE 13 RACING TEAM	KAWASAKI	11	<b>23:58.490</b>	1 Laps	108.3	10	<b>2:06.023</b>	112.4
<b>No salidos</b>											
54	Yasmina OLIVA OLMOS	ESP	ESMASOL TEAM	YAMAHA			12 Laps	0.0			
86	Dolores ROS IANOHER	ESP	ETG RACING	YAMAHA			12 Laps	0.0			

Hora publicación: .....

Estado de pista: **SECO**

Director de carrera:	Cronometrador:
----------------------	----------------



CIRCUITO DE NAVARRA 3.933 m.

**Feminas**  
RFME CEV  
Carrera 2

Clasificación por grupo

Nº	Piloto	Nac	Equipo	Moto	Vlts.	Tiempo	Diff.	Km/h	Mejor Vuelta		
									Vlt.	Tiempo	Km/h
<b>TR1000</b>											
1	56 <b>Sonia GARCIA LUCIO</b>	ESP			12	<b>24:29.984</b>		115.6	8	<b>1:59.756</b>	118.2
2	52 <b>Begoña PEREDA PALOMO</b>	ESP	TEAM ADN ZERO	YAMAHA	10	<b>23:20.563</b>	2 Laps	101.1	2	<b>2:13.408</b>	106.1
<b>TR600</b>											
1	28 <b>Aida PUNTI DIVINS</b>	ESP		YAMAHA	11	<b>23:48.162</b>		109.1	8	<b>2:05.654</b>	112.7
2	13 <b>Raquel COLLADO FLORENCIO</b>	ESP	N-NEBAE 13 RACING TEAM	KAWASAKI	11	<b>23:58.490</b>	+10.328	108.3	10	<b>2:06.023</b>	112.4

Hora publicación: .....

Estado de pista: **SECO**

Director de carrera:	Cronometrador:
----------------------	----------------

