

Feminas
RFME CEV
Carrera 1 ((12 vueltas, 47,2 km.))
Parrilla de Salida

5 M. BARBERO FRANQUEIRA	18	13 R. COLLADO FLORENCIO	2:39.864	17	11 E. SANDOVAL	2:28.321	16	
73 X. RODRIGUEZ BERLANGA	2:27.306	15	52 B. PEREDA PALOMO	2:25.426	14	32 S. ROMAN RODRIGUEZ	2:24.463	13
28 A. PUNTI DIVINS	2:23.321	12	54 Y. OLIVA OLMOS	2:22.499	11	86 D. ROS JANOHER	2:21.416	10
56 S. GARCIA LUCIO	2:20.203	9	26 M. CALERO SANCHEZ	2:15.765	8	51 E. HOYLE	2:12.457	7
19 M. JUARRANZ CHAMARRO	2:10.907	6	93 M. TOMAS PEREZ	2:07.913	5	77 A. SIBAJA MORENO	2:06.497	4
58 L. MARTINEZ HERNANDEZ	2:05.580	3	23 N. CHAVES SORIA	2:04.005	2	46 F. RUIZ VIDAL	2:01.137	1

Comissarios Deportivos:	Cronometrador:
-------------------------	----------------



Feminas

RFME CEV

Carrera 1 (12 Vueltas, 47,2 km.)

Clasificación

Piloto	Nac	Equipo	Moto	Neumaticos	Vlts.	Tiempo	Dif.	Km/h	Mejor Vuelta					
									Vlt.	Tiempo	Km/h			
1	77	Andrea SIBAJA MORENO	ESP	DEZA- CORDORA PATRONATO DE LA HUMANIDAD	KAWASAKI	PIRELLI	O600	12	23:38.318	-	119.8	10	1:54.537	123.6
2	46	Francisca RUIZ VIDAL	ESP	CHAMPI WOMEN RACING TEAM	YAMAHA	BRIGESTONE	O600	12	23:38.748	+0.430	119.8	11	1:54.757	123.4
3	23	Noelia CHAVÉS SORIA	ESP	NC 23 RACING TEAM	HONDA	BRIGESTONE	O600	12	24:35.853	+57.535	115.1	10	1:59.537	118.4
4	58	Laura MARTINEZ HERNANDEZ	ESP	TARGOBANK-PPRT-SPEED MOTOS	YAMAHA	DUNLOP	O600	12	24:35.907	+57.589	115.1	12	1:58.290	119.7
5	93	Marta TOMAS PEREZ	ESP	DREAM RT	HONDA		O600	12	24:45.810	+1:07.492	114.4	9	2:00.205	117.8
6	26	Maria CALERO SANCHEZ	ESP	CHAMPI WOMEN RACING TEAM		PIRELLI	O600	11	23:48.986	1 Lap	109.0	11	2:07.826	110.8
7	51	Elisabeth HOYLE	GBR	TARGOBANK -SPEED MOTOS PPRT	HONDA	DUNLOP	O600	11	23:52.812	1 Lap	108.7	9	2:06.379	112.0
8	19	Ma Cristina JUARRANZ CHAMARRO	ESP	I+DENT RACING TEAM			O100	11	24:15.033	1 Lap	107.0	6	2:07.705	110.9
9	56	Sonia GARCIA LUCIO	ESP			MICHELIN	O100	11	24:20.853	1 Lap	106.6	7	2:09.263	109.5
10	32	Sara ROMAN RODRIGUEZ	ESP	PAPA Y MAMA	YAMAHA	MICHELIN	O600	11	24:30.358	1 Lap	105.9	7	2:10.203	108.7
11	13	Raquel COLLADO FLORENCIO	ESP	N-NEBAE 13 RACING TEAM	KAWASAKI	DUNLOP	O600	11	24:33.962	1 Lap	105.7	11	2:06.547	111.9
12	28	Aida PUNTI DIVINS	ESP		YAMAHA	DUNLOP	O600	11	24:34.322	1 Lap	105.6	11	2:07.255	111.3
13	52	Begoña PEREDA PALOMO	ESP	TEAM ADN ZERO	YAMAHA	DUNLOP	O100	11	24:58.225	1 Lap	104.0	4	2:13.418	106.1
14	11	Eva SANDOVAL	ESP	TRUST TEAM	HONDA	DUNLOP	O600	11	25:08.648	1 Lap	103.2	11	2:14.480	105.3
15	54	Yasmina OLIVA OLMOS	ESP	ESMASOL TEAM	YAMAHA		O600	11	25:31.200	1 Lap	101.7	5	2:15.926	104.2
16	73	Xenia RODRIGUEZ BERLANGA	ESP		YAMAHA		O600	10	24:10.267	2 Laps	97.6	2	2:21.625	100.0
17	86	Dolores ROS JANOHER	ESP	ETG RACING	YAMAHA	PIRELLI	O600	10	24:28.384	2 Laps	96.4	2	2:20.597	100.7

No clasificados:

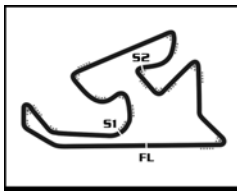
5	Maria BARBERO FRANQUEIRA	ESP	SPORT-MCYL /CRN76	BMW MOTORRAD	BRIGESTONE	O100
---	--------------------------	-----	-------------------	--------------	------------	------

Pole	F. RUIZ VIDAL	2:01.137	116.9 Kph
Vuelta Rápida	Vlt. 10 Andrea SIBAJA MORENO	1:54.537	123.6 Kph

Hora de publicación:

Estado de pista: **MOJADO**

Director de carrera:	Cronometrador:
-----------------------------	-----------------------

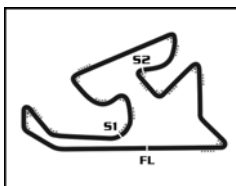


Feminas
RFME CEV
Carrera 1

CIRCUITO DE NAVARRA 3.933 m. Planing

VUELTA

Nº	Pos	Circ	1	2	3	4	5	6	7	8	9	10	11	12
46	1	46	23	46	46	46	46	46	46	46	77	77	77	77
23	2	23	46	77	77	77	77	77	77	77	46	46	46	46
58	3	58	77	23	23	23	23	23	23	23	23	23	23	23
77	4	77	58	58	58	58	58	58	58	58	58	58	58	58
93	5	93	26	93	93	93	93	93	93	93	93	93	93	93
19	6	19	93	26	26	26	26	26	26	26	26	26	26	26
51	7	51	56	51	51	51	51	51	51	51	51	51	51	51
26	8	26	51	19	19	19	19	19	19	19	19	19	19	19
56	9	56	19	56	56	56	56	56	56	56	56	56	56	56
86	10	86	32	32	32	32	32	32	32	32	32	32	32	32
54	11	54	11	11	11	11	11	52	52	13	28	28	13	
28	12	28	52	52	52	52	52	13	13	28	13	13	28	
32	13	32	86	86	13	13	13	11	28	52	52	52	52	
52	14	52	28	28	28	28	28	28	11	11	11	11	11	
73	15	73	54	54	86	54	54	54	54	54	54	54	54	
11	16	11	13	13	54	86	73	73	73	73	73	73		
13	17	13	73	73	73	73	86	86	86	86	86	86		
5	18	5												

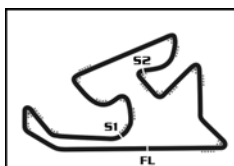


Feminas
RFME CEV
Carrera 1

CIRCUITO DE NAVARRA 3.933 m

Mejores tiempos de sector

SECTOR 1			SECTOR 2			SECTOR 3			Pos	Piloto	Vuelta Ideal	Mejor Vuelta
Pos	Piloto	Tiempo	Piloto	Tiempo	Piloto	Tiempo	Pos	Piloto				
1	77 A.SIBAJA MORENO	30.849	77 A.SIBAJA MORENO	40.859	77 A.SIBAJA MORENO	41.981	1	77 A.SIBAJA MORENO	1:53.689	1:54.537	(1)	
2	46 F.RUIZ VIDAL	31.139	46 F.RUIZ VIDAL	41.016	46 F.RUIZ VIDAL	42.053	2	46 F.RUIZ VIDAL	1:54.208	1:54.757	(2)	
3	58 L.MARTINEZ HERNANDEZ	31.239	58 L.MARTINEZ HERNANDEZ	42.733	58 L.MARTINEZ HERNANDEZ	43.582	3	58 L.MARTINEZ HERNANDEZ	1:57.554	1:58.290	(3)	
4	93 M.TOMAS PEREZ	32.058	23 N.CHAVES SORIA	43.262	23 N.CHAVES SORIA	44.061	4	23 N.CHAVES SORIA	1:59.747	1:59.537	(4)	
5	23 N.CHAVES SORIA	32.424	93 M.TOMAS PEREZ	44.010	93 M.TOMAS PEREZ	44.137	5	93 M.TOMAS PEREZ	2:00.205	2:00.205	(5)	
6	51 E.HOYLE	34.050	13 R.COLLADO FLORENCIO	45.411	28 A.PUNTI DIVINS	45.809	6	51 E.HOYLE	2:06.131	2:06.379	(6)	
7	19 M.JUARRANZ CHAMARRO	34.629	28 A.PUNTI DIVINS	45.983	51 E.HOYLE	45.905	7	13 R.COLLADO FLORENCIO	2:06.209	2:06.547	(7)	
8	13 R.COLLADO FLORENCIO	34.786	26 M.CALERO SANCHEZ	45.985	13 R.COLLADO FLORENCIO	46.012	8	28 A.PUNTI DIVINS	2:06.978	2:07.255	(8)	
9	26 M.CALERO SANCHEZ	34.819	51 E.HOYLE	46.176	26 M.CALERO SANCHEZ	46.304	9	26 M.CALERO SANCHEZ	2:07.108	2:07.826	(10)	
10	56 S.GARCIA LUCIO	34.875	19 M.JUARRANZ CHAMARRO	46.361	19 M.JUARRANZ CHAMARRO	46.360	10	19 M.JUARRANZ CHAMARRO	2:07.350	2:07.705	(9)	
11	52 B.PEREDA PALOMO	34.924	32 S.ROMAN RODRIGUEZ	46.822	56 S.GARCIA LUCIO	46.623	11	56 S.GARCIA LUCIO	2:08.331	2:09.263	(11)	
12	28 A.PUNTI DIVINS	35.186	56 S.GARCIA LUCIO	46.833	32 S.ROMAN RODRIGUEZ	47.711	12	32 S.ROMAN RODRIGUEZ	2:10.203	2:10.203	(12)	
13	32 S.ROMAN RODRIGUEZ	35.670	11 E.SANDOVAL	48.389	52 B.PEREDA PALOMO	48.148	13	52 B.PEREDA PALOMO	2:12.008	2:13.418	(13)	
14	11 E.SANDOVAL	36.968	54 Y.OLIVA OLMOS	48.460	11 E.SANDOVAL	48.625	14	11 E.SANDOVAL	2:13.982	2:14.480	(14)	
15	73 X.RODRIGUEZ BERLANGA	37.183	52 B.PEREDA PALOMO	48.936	54 Y.OLIVA OLMOS	48.736	15	54 Y.OLIVA OLMOS	2:14.767	2:15.926	(15)	
16	54 Y.OLIVA OLMOS	37.571	86 D.ROS JANOHER	51.735	86 D.ROS JANOHER	50.801	16	86 D.ROS JANOHER	2:20.229	2:20.597	(16)	
17	86 D.ROS JANOHER	37.693	73 X.RODRIGUEZ BERLANGA	52.243	73 X.RODRIGUEZ BERLANGA	51.061	17	73 X.RODRIGUEZ BERLANGA	2:20.487	2:21.625	(17)	




CIRCUITO DE NAVARRA 3.933 m.

Feminas
RFME CEV
Después de Carrera 1

Velocidad máxima del evento

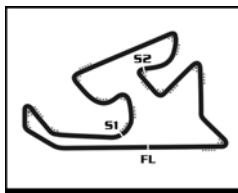
Piloto	Equipo	Moto	V. Max	Vlt.	Sesión
77 Andrea SIBAJA MORENO	DEZA- CÓRDOBA PATRIMONIO DE LA HUMANIDAD	KAWASAKI	0600	222.7	4 Carrera 1
58 Laura MARTINEZ HERNANDEZ	TARGOBANK-PPRT-SPEED MOTOS	YAMAHA	0600	220.4	12 Carrera 1
46 Francisca RUIZ VIDAL	CHAMPI WOMEN RACING TEAM	YAMAHA	0600	219.5	5 Carrera 1
93 María TOMAS PEREZ	DREAM RT	HONDA	0600	209.3	12 Carrera 1
23 Noelia CHAVES SORIA	NC 23 RACING TEAM	HONDA	0600	208.1	12 Carrera 1
52 Begoña PEREDA PALOMO	TEAM ADN ZERO	YAMAHA	01000	208.1	6 Carrera 1
51 Elisabeth HOYLE	TARGOBANK -SPEED MOTOS PPRT	HONDA	0600	199.3	6 Carrera 1
56 Sonia GARCIA LUCIO			01000	196.7	7 Carrera 1
13 Raquel COLLADO FLORENCIO	N-NEBAE 13 RACING TEAM	KAWASAKI	0600	193.9	11 Carrera 1
26 María CALERO SANCHEZ	CHAMPI WOMEN RACING TEAM		0600	192.2	11 Carrera 1
28 Aida PUNTI DIVINS		YAMAHA	0600	189.5	7 Carrera 1
32 Sara ROMAN RODRIGUEZ	PAPA Y MAMA	YAMAHA	0600	187.5	2 Carrera 1
19 Ma Cristina JUARRANZ CHAMARRO	I+DENT RACING TEAM		01000	186.9	8 Entrenamiento Cronometrad
73 Xania RODRIGUEZ BERLANGA		YAMAHA	0600	176.8	4 Carrera 1
86 Dolors ROS JANOHER	ETG RACING	YAMAHA	0600	172.0	2 Carrera 1
11 Eva SANDOVAL	TRUST TEAM	HONDA	0600	170.3	9 Carrera 1
54 Yasmina OLIVA OLMOS	ESMASOL TEAM	YAMAHA	0600	167.7	3 Carrera 1
5 María BARBERO FRANQUEIRA	SPORT-MCYL /CRN76	BMW MOTORRAD	01000	103.8	1 Entrenamiento Cronometrad



Feminas
RFME CEV
Carrera 1

Secuencia de lideres

Nº	Piloto	Equipo	Moto	Vuelta Inicio	Vuelta Final	Vlts.	Total Vlts.
O1000							
56	Sonia GARCIA LUCIO			1	1	1	1
19	Ma Cristina JUARRANZ CHAMARRO	I+DENT RACING TEAM		2	11	10	10
O600							
23	Noelia CHAVES SORIA	NC 23 RACING TEAM	HONDA	1	1	1	1
46	Francisca RUIZ VIDAL	CHAMPI WOMEN RACING TEAM	YAMAHA	2	8	7	7
77	Andrea SIBAJA MORENO	DEZA- CÓRDOBA PATRIMONIO DE LA HUMKAWASAKI		9	12	4	4




Feminas
RFME CEV
Carrera 1

CIRCUITO DE NAVARRA 3.933 m.

Secuencia de vueltas rápidas

Tiempo de sesión	Piloto	Equipo	Moto	Neumaticos	Tiempo	km/h	Vlt.
4:07.253	46 Francisca RUIZ VIDAL	CHAMPI WOMEN RACING TEAM	YAMAHA	BRIGESTONE O6C	1:58.696	119.3	2
6:07.465	77 Andrea SIBAJA MORENO	DEZA. CÓRDOBA PATRIMONIO DE LA HUMANIDAD	KAWASAKI	PIRELLI O6C	1:57.672	120.3	3
8:03.777	46 Francisca RUIZ VIDAL	CHAMPI WOMEN RACING TEAM	YAMAHA	BRIGESTONE O6C	1:57.340	120.7	4
8:04.149	77 Andrea SIBAJA MORENO	DEZA. CÓRDOBA PATRIMONIO DE LA HUMANIDAD	KAWASAKI	PIRELLI O6C	1:56.684	121.3	4
17:52.736	77 Andrea SIBAJA MORENO	DEZA. CÓRDOBA PATRIMONIO DE LA HUMANIDAD	KAWASAKI	PIRELLI O6C	1:54.925	123.2	9
19:47.273	77 Andrea SIBAJA MORENO	DEZA. CÓRDOBA PATRIMONIO DE LA HUMANIDAD	KAWASAKI	PIRELLI O6C	1:54.537	123.6	10




Feminas
RFME CEV
Carrera 1

Tiempos por vuelta

■ Piloto Doblado

Nº	Tiempo	Dif.	Nº	Tiempo	Dif.	Nº	Tiempo	Dif.	Nº	Tiempo	Dif.	Nº	Tiempo	Dif.
Vuelta 1			73	2:21.665	1:09.949	Vuelta 7			32	2:12.721	1 Lap			
23	2:08.530		Vuelta 4			46	1:56.847		28	2:07.813	1 Lap			
46	2:08.557	0.027	46	1:57.340		77	1:56.828	0.192	13	2:08.272	1 Lap			
77	2:08.751	0.221	77	1:56.684	0.372	54	2:16.873	1 Lap	52	2:14.429	1 Lap			
58	2:14.687	6.157	23	2:04.081	12.751	73	2:24.787	1 Lap	23	1:59.537	48.094			
26	2:16.688	8.158	58	2:03.971	25.297	23	2:04.643	33.908	58	1:59.789	51.873			
93	2:17.101	8.571	93	2:02.914	25.938	86	2:29.351	1 Lap	11	2:16.852	1 Lap			
56	2:21.212	12.682	26	2:11.214	44.404	58	2:02.487	39.622	93	2:00.985	54.178			
51	2:21.878	13.348	51	2:09.010	51.224	93	2:02.094	39.965	54	2:17.228	1 Lap			
19	2:22.897	14.367	19	2:11.498	58.603	26	2:09.886	1:18.777	26	2:07.868	1:53.887			
32	2:23.602	15.072	56	2:12.181	59.949	51	2:07.898	1:23.450	73	2:26.666	1 Lap			
11	2:26.308	17.778	32	2:12.237	1:01.695	19	2:08.547	1:31.180	51	2:06.909	1:54.076			
52	2:27.632	19.102	11	2:16.293	1:09.988	56	2:09.263	1:41.497	Vuelta 11					
86	2:30.463	21.933	52	2:13.418	1:13.314	32	2:10.203	1:44.286	77	1:55.049				
28	2:32.016	23.486	13	2:12.870	1:18.541	Vuelta 8			46	1:54.757	0.545			
54	2:32.092	23.562	28	2:12.518	1:21.498	46	1:59.817		86	2:29.943	2 Laps			
13	2:32.715	24.185	54	2:19.288	1:28.740	77	2:00.081	0.456	19	2:12.375	1 Lap			
73	2:33.096	24.566	86	2:24.873	1:34.007	52	2:13.604	1 Lap	56	2:09.965	1 Lap			
Vuelta 2			73	2:22.516	1:35.125	13	2:13.806	1 Lap	32	2:11.846	1 Lap			
46	1:58.696		Vuelta 5			28	2:10.213	1 Lap	28	2:08.912	1 Lap			
77	2:01.042	2.540	46	1:57.906		11	2:17.402	1 Lap	13	2:08.821	1 Lap			
23	2:02.644	3.921	77	1:57.751	0.217	54	2:16.721	1 Lap	23	2:00.550	53.595			
58	2:05.500	12.934	23	2:05.253	20.098	23	2:03.120	37.211	58	1:58.471	55.295			
93	2:05.701	15.549	58	2:03.127	30.518	58	2:02.038	41.843	93	2:02.378	1:01.507			
26	2:10.303	19.738	93	2:03.558	31.590	93	2:02.758	42.906	52	2:16.026	1 Lap			
51	2:14.188	28.813	26	2:09.546	56.044	73	2:22.735	1 Lap	11	2:14.938	1 Lap			
19	2:14.708	30.352	51	2:08.725	1:02.043	86	2:28.946	1 Lap	54	2:16.807	1 Lap			
56	2:17.454	31.413	19	2:10.086	1:10.783	26	2:08.730	1:27.690	Vuelta 12					
32	2:15.595	31.944	56	2:14.306	1:16.349	51	2:07.073	1:30.706	77	1:55.996				
11	2:16.212	35.267	32	2:13.805	1:17.594	19	2:09.060	1:40.423	46	1:55.881	0.430			
52	2:18.838	39.217	11	2:17.017	1:29.099	56	2:09.533	1:51.213	26	2:07.826	1 Lap			
86	2:20.597	43.807	52	2:14.253	1:29.661	Vuelta 9			51	2:11.463	1 Lap			
28	2:19.717	44.480	13	2:11.761	1:32.396	77	1:54.925		73	2:28.930	2 Laps			
54	2:20.047	44.886	28	2:14.820	1:38.412	32	2:11.021	1 Lap	19	2:14.553	1 Lap			
13	2:20.198	45.660	54	2:15.926	1:46.760	46	1:55.808	0.427	56	2:10.784	1 Lap			
73	2:21.625	47.468	Vuelta 6			13	2:10.102	1 Lap	86	2:27.972	2 Laps			
Vuelta 3			46	1:59.008		28	2:09.014	1 Lap	32	2:12.946	1 Lap			
46	1:59.184		77	1:59.002	0.211	52	2:14.688	1 Lap	13	2:06.547	1 Lap			
77	1:57.672	1.028	73	2:23.066	1 Lap	11	2:15.897	1 Lap	28	2:07.255	1 Lap			
23	2:01.273	6.010	86	2:26.486	1 Lap	23	2:01.264	43.094	23	1:59.936	57.535			
58	2:04.916	18.666	23	2:05.022	26.112	54	2:17.036	1 Lap	58	1:58.290	57.589			
93	2:03.999	20.364	58	2:02.472	33.982	58	2:00.159	46.621	93	2:01.981	1:07.492			
26	2:09.976	30.530	93	2:02.136	34.718	93	2:00.205	47.730	52	2:13.769	1 Lap			
51	2:09.925	39.554	26	2:08.702	1:05.738	73	2:25.181	1 Lap	11	2:14.480	1 Lap			
19	2:13.277	44.445	51	2:09.364	1:12.399	86	2:27.902	1 Lap	54	2:18.092	1 Lap			
56	2:12.879	45.108	19	2:07.705	1:19.480	26	2:08.247	1:40.556	Vuelta 10					
32	2:14.038	46.798	56	2:11.740	1:29.081	51	2:06.379	1:41.704	77	1:54.537				
11	2:14.952	51.035	32	2:12.344	1:30.930	Vuelta 10			19	2:10.327	1 Lap			
52	2:17.203	57.236	52	2:14.365	1:45.018	46	1:54.947	0.837	46	1:54.947	0.837			
13	2:16.535	1:03.011	13	2:12.335	1:45.723	56	2:11.536	1 Lap						
28	2:21.024	1:06.320	11	2:18.297	1:48.388									
86	2:21.851	1:06.474	28	2:11.020	1:50.424									
54	2:21.090	1:06.792												



Feminas
RFME CEV
Carrera 1

Vuelta a vuelta

Vlt.	Tiempo	Sector 1	Sector 2	Sector 3	Km/h	T. Sesión	Vlt.	Tiempo	Sector 1	Sector 2	Sector 3	Km/h	T. Sesión
11	1:54.757	31.139	41.156	42.462	123.4	21:42.867	10	2:09.965	35.905	46.833	47.227	108.9	22:10.069
12	1:55.881	32.812	41.016	42.053	122.2	23:38.748	11	2:10.784	35.446	47.624	47.714	108.3	24:20.853

Mejor Personal Mejor de la sesión B Cruzando la línea de meta por el pit lane.

51 Elisabeth HOYLE GBR
TARGOBANK - SPEED MOTOS PPRT HONDA

1	2:21.878	43.678	49.373	48.827	99.8	2:21.878
2	2:14.188	36.916	49.771	47.501	105.5	4:36.066
3	2:09.925	35.103	47.725	47.097	109.0	6:45.991
4	2:09.010	34.994	47.231	46.785	109.7	8:55.001
5	2:08.725	35.378	46.956	46.391	110.0	11:03.726
6	2:09.364	35.063	47.629	46.672	109.4	13:13.090
7	2:07.898	34.654	46.833	46.411	110.7	15:20.988
8	2:07.073	34.270	46.475	46.328	111.4	17:28.061
9	2:06.379	34.050	46.248	46.081	112.0	19:34.440
10	2:06.909	34.798	46.206	45.905	111.6	21:41.349
11	2:11.463	39.145	46.176	46.142	107.7	23:52.812

58 Laura MARTINEZ HERNANDEZ ESP
TARGOBANK-PPRT-SPEED MOTOS YAMAHA

1	2:14.687	41.999	46.830	45.858	105.1	2:14.687
2	2:05.500	34.390	45.493	45.617	112.8	4:20.187
3	2:04.916	34.164	45.394	45.358	113.3	6:25.103
4	2:03.971	33.802	44.802	45.367	114.2	8:29.074
5	2:03.127	33.708	44.340	45.079	115.0	10:32.201
6	2:02.472	33.157	44.578	44.737	115.6	12:34.673
7	2:02.487	33.531	44.217	44.739	115.6	14:37.160
8	2:02.038	33.502	44.032	44.504	116.0	16:39.198
9	2:00.159	32.653	43.471	44.035	117.8	18:39.357
10	1:59.789			43.959	118.2	20:39.146
11	1:58.471	31.967	42.733	43.771	119.5	22:37.617
12	1:58.290	31.239	43.469	43.582	119.7	24:35.907

52 Begoña PEREDA PALOMO ESP
TEAM ADN ZERO YAMAHA

1	2:27.632	45.391	51.476	50.765	95.9	2:27.632
2	2:18.838	37.627	51.166	50.045	102.0	4:46.470
3	2:17.203	36.408	51.063	49.732	103.2	7:03.673
4	2:13.418	35.719	49.393	48.306	106.1	9:17.091
5	2:14.253	36.509	49.596	48.148	105.5	11:31.344
6	2:14.365	35.427	50.482	48.456	105.4	13:45.709
7	2:13.604	34.924	48.936	49.744	106.0	15:59.313
8	2:14.688	36.347	49.873	48.468	105.1	18:14.001
9	2:14.429			48.638	105.3	20:28.430
10	2:16.026	36.012	49.747	50.267	104.1	22:44.456
11	2:13.769	35.506	49.678	48.585	105.8	24:58.225

73 Xenia RODRIGUEZ BERLANGA ESP
YAMAHA

1	2:33.096	48.559	53.476	51.061	92.5	2:33.096
2	2:21.625	38.133	52.268	51.224	100.0	4:54.721
3	2:21.665	37.183	52.441	52.041	99.9	7:16.386
4	2:22.516	38.440	52.243	51.833	99.3	9:38.902
5	2:23.066	38.562	52.885	51.619	99.0	12:01.968
6	2:24.787	39.717	53.856	51.214	97.8	14:26.755
7	2:22.735	39.018	52.532	51.185	99.2	16:49.490
8	2:25.181	39.456	53.283	52.442	97.5	19:14.671
9	2:26.666			53.404	96.5	21:41.337
10	2:28.930	40.644	53.939	54.347	95.1	24:10.267

54 Yasmina OLIVA OLMOS ESP
ESMASOL TEAM YAMAHA

1	2:32.092	48.288	52.334	51.470	93.1	2:32.092
2	2:20.047	38.611	50.996	50.440	101.1	4:52.139
3	2:21.090	38.258	51.167	51.665	100.4	7:13.229
4	2:19.288	38.600	51.478	49.210	101.7	9:32.517
5	2:15.926	38.244	48.946	48.736	104.2	11:48.443
6	2:16.873	37.571	49.094	50.208	103.4	14:05.316
7	2:16.721	37.796	49.600	49.325	103.6	16:22.037
8	2:17.036	38.329	49.609	49.098	103.3	18:39.073
9	2:17.228			49.755	103.2	20:56.301
10	2:16.807	37.921	49.167	49.719	103.5	23:13.108
11	2:18.092	38.501	48.460	51.131	102.5	25:31.200

77 Andrea SIBAJA MORENO ESP
DEZA- CÓRDOBA PATRIMONIO DE LA HUMA KAWASAKI

1	2:08.751	39.016	44.398	45.337	110.0	2:08.751
2	2:01.042	33.283	43.732	44.027	117.0	4:09.793
3	1:57.672	31.743	42.628	43.301	120.3	6:07.465
4	1:56.684	31.564	42.351	42.769	121.3	8:04.149
5	1:57.751	32.437	42.505	42.809	120.2	10:01.900
6	1:59.002	32.586	42.315	44.101	119.0	12:00.902
7	1:56.828	32.154	42.114	42.560	121.2	13:57.730
8	2:00.081	32.111	42.961	45.009	117.9	15:57.811
9	1:54.925	31.746	41.198	41.981	123.2	17:52.736
10	1:54.537	30.849	41.300	42.388	123.6	19:47.273
11	1:55.049	31.043	41.867	42.139	123.1	21:42.322
12	1:55.996	33.088	40.859	42.049	122.1	23:38.318

56 Sonia GARCIA LUCIO ESP

1	2:21.212	43.272	49.161	48.779	100.3	2:21.212
2	2:17.454	37.351	51.219	48.884	103.0	4:38.666
3	2:12.879	36.823	48.139	47.917	106.6	6:51.545
4	2:12.181	36.505	47.779	47.897	107.1	9:03.726
5	2:14.306	36.594	49.112	48.600	105.4	11:18.032
6	2:11.740	36.438	47.745	47.557	107.5	13:29.772
7	2:09.263	34.875	47.765	46.623	109.5	15:39.035
8	2:09.533	35.380	47.212	46.941	109.3	17:48.568
9	2:11.536	35.950	48.113	47.473	107.6	20:00.104

86 Dolors ROS JANOSHER ESP
ETG RACING YAMAHA

1	2:30.463	47.255	52.103	51.105	94.1	2:30.463
2	2:20.597	38.061	51.735	50.801	100.7	4:51.060
3	2:21.851	37.693	52.180	51.978	99.8	7:12.911
4	2:24.873	38.570	53.713	52.590	97.7	9:37.784
5	2:26.486	39.015	53.249	54.222	96.7	12:04.270
6	2:29.351	40.548	54.451	54.352	94.8	14:33.621
7	2:28.946	41.390	54.294	53.262	95.1	17:02.567
8	2:27.902	39.527	54.493	53.882	95.7	19:30.469



Feminas
RFME CEV
Carrera 1

Vuelta a vuelta

■ Mejor Personal ■ Mejor de la sesión B Cruzando la línea de meta por el pit lane.

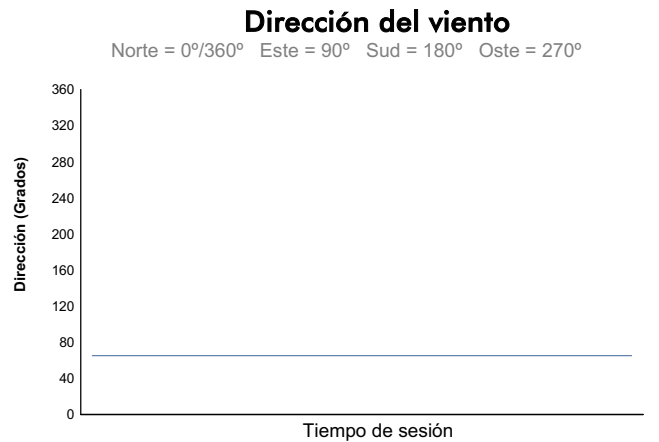
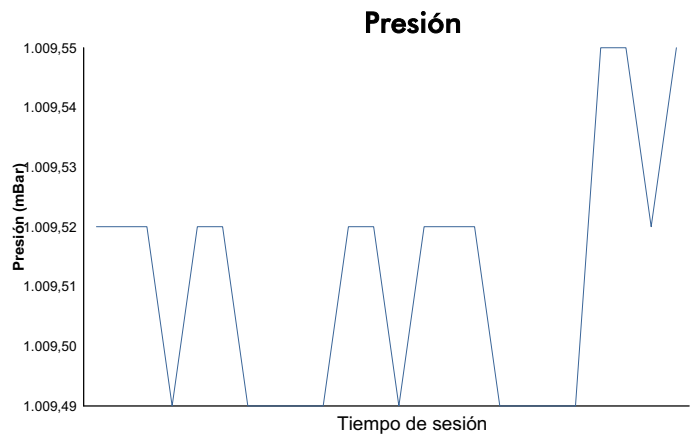
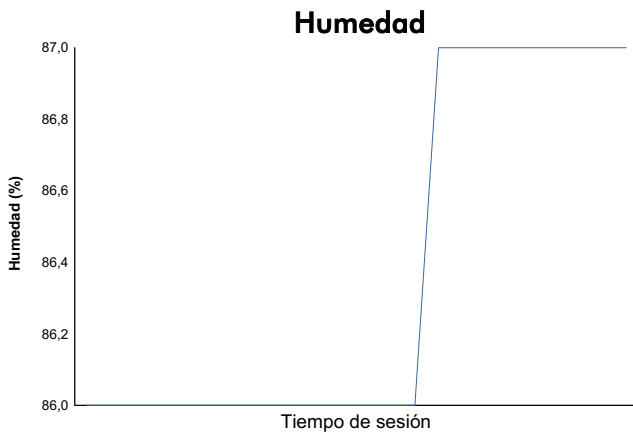
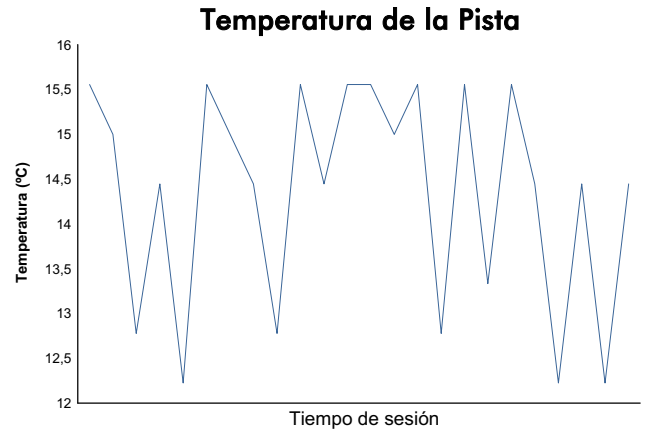
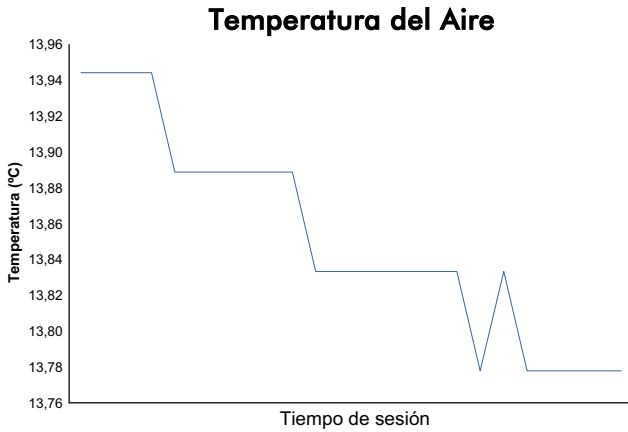
Vlt.	Tiempo	Sector 1	Sector 2	Sector 3	Km/h	T. Sesión	Vlt.	Tiempo	Sector 1	Sector 2	Sector 3	Km/h	T. Sesión
9	2:29.943	41.711	54.697	53.535	94.4	22:00.412							
10	2:27.972	40.549	54.348	53.075	95.7	24:28.384							

93		Marta TOMAS PEREZ					ESP
DREAM RT							HONDA
1	2:17.101	42.100	47.723	47.278	103.3	2:17.101	
2	2:05.701	33.407	46.527	45.767	112.6	4:22.802	
3	2:03.999	33.441	45.488	45.070	114.2	6:26.801	
4	2:02.914	32.325	45.282	45.307	115.2	8:29.715	
5	2:03.558	33.147	45.633	44.778	114.6	10:33.273	
6	2:02.136	32.327	45.171	44.638	115.9	12:35.409	
7	2:02.094	32.769	44.697	44.628	116.0	14:37.503	
8	2:02.758	33.220	45.018	44.520	115.3	16:40.261	
9	2:00.205	32.058	44.010	44.137	117.8	18:40.466	
10	2:00.985			44.414	117.0	20:41.451	
11	2:02.378	33.329	44.188	44.861	115.7	22:43.829	
12	2:01.981	32.128	45.171	44.682	116.1	24:45.810	




RFME CEV
Feminas
Carrera 1

Informe meteorológico



Estado de la pista:

MOJADO



Feminas
RFME CEV
Carrera 1

Clasificación por clase

Nº	Piloto	Nac	Equipo	Moto	Vlts.	Tiempo	Diff.	Km/h	Mejor Vuelta		
									Vlt.	Tiempo	Km/h
O1000											
1	19 Ma Cristina JUARRANZ CHAMARRO	ESP	I+DENT RACING TEAM		11	24:15.033		107.0	6	2:07.705	110.9
2	56 Sonia GARCIA LUCIO	ESP			11	24:20.853	+5.820	106.6	7	2:09.263	109.5
3	52 Begoña PEREDA PALOMO	ESP	TEAM ADN ZERO	YAMAHA	11	24:58.225	+43.192	104.0	4	2:13.418	106.1
No clasificados:											
5	Maria BARBERO FRANQUEIRA	ESP	SPORT-MCYL /CRN76	BMW MOTORRAD					11 Laps	0.0	
O600											
1	77 Andrea SIBAJA MORENO	ESP	DEZA - COEDORA PATRIMONIO DE LA HUMANIDAD	KAWASAKI	12	23:38.318		119.8	10	1:54.537	123.6
2	46 Francisca RUIZ VIDAL	ESP	CHAMPI WOMEN RACING TEAM	YAMAHA	12	23:38.748	+0.430	119.8	11	1:54.757	123.4
3	23 Noelia CHAVES SORIA	ESP	NC 23 RACING TEAM	HONDA	12	24:35.853	+57.535	115.1	10	1:59.537	118.4
4	58 Laura MARTINEZ HERNANDEZ	ESP	TARGOBANK-PPRT-SPEED MOTOS	YAMAHA	12	24:35.907	+57.589	115.1	12	1:58.290	119.7
5	93 Marta TOMAS PEREZ	ESP	DREAM RT	HONDA	12	24:45.810	+107.492	114.4	9	2:00.205	117.8
6	26 Maria CALERO SANCHEZ	ESP	CHAMPI WOMEN RACING TEAM		11	23:48.986	1 Laps	109.0	11	2:07.826	110.8
7	51 Elisabeth HOYLE	GBR	TARGOBANK - SPEED MOTOS PPRT	HONDA	11	23:52.812	1 Laps	108.7	9	2:06.379	112.0
8	32 Sara ROMAN RODRIGUEZ	ESP	PAPA Y MAMA	YAMAHA	11	24:30.358	1 Laps	105.9	7	2:10.203	108.7
9	13 Raquel COLLADO FLORENCIO	ESP	N-NEBAE 13 RACING TEAM	KAWASAKI	11	24:33.962	1 Laps	105.7	11	2:06.547	111.9
10	28 Aida PUNTI DIVINS	ESP		YAMAHA	11	24:34.322	1 Laps	105.6	11	2:07.255	111.3
11	11 Eva SANDOVAL	ESP	TRUST TEAM	HONDA	11	25:08.648	1 Laps	103.2	11	2:14.480	105.3
12	54 Yasmina OLIVA OLMOS	ESP	ESMASOL TEAM	YAMAHA	11	25:31.200	1 Laps	101.7	5	2:15.926	104.2
13	73 Xenia RODRIGUEZ BERLANGA	ESP		YAMAHA	10	24:10.267	2 Laps	97.6	2	2:21.625	100.0
14	86 Dolores ROS JANOHER	ESP	ETG RACING	YAMAHA	10	24:28.384	2 Laps	96.4	2	2:20.597	100.7

Hora publicación:

Estado de pista: **MOJADO**

Director de carrera:	Cronometrador:
----------------------	----------------



Feminas
RFME CEV
Carrera 1

Clasificación por grupo

Nº	Piloto	Nac	Equipo	Moto	Vlts.	Tiempo	Diff.	Km/h	Mejor Vuelta			
									Vlt.	Tiempo	Km/h	
TR1000												
1	56 Sonia GARCIA LUCIO	ESP			11	24:20.853		106.6	7	2:09.263	109.5	
2	52 Begoña PEREDA PALOMO	ESP	TEAM ADN ZERO	YAMAHA	11	24:58.225	+37.372	104.0	4	2:13.418	106.1	
TR600												
1	13 Raquel COLLADO FLORENCIO	ESP	N-NEBAE 13 RACING TEAM	KAWASAKI	11	24:33.962		105.7	11	2:06.547	111.9	
2	28 Aida PUNTI DIVINS	ESP		YAMAHA	11	24:34.322	+0.360	105.6	11	2:07.255	111.3	

Hora publicación:

Estado de pista: **MOJADO**

Director de carrera:	Cronometrador:
----------------------	----------------