



## Challenge80/Moto4

RFME CEV  
Carrera (12 Vueltas, 47,2 km.)

Revisado 18/11/2016

### Clasificación

Piloto	Nac	Equipo	Moto	Neumaticos	Vlts.	Tiempo	Dif.	Km/h	Mejor Vuelta			
									Vlt.	Tiempo	Km/h	
1	14 Pedro ACOSTA SANCHEZ	ESP CUNA DE CAMPEONES	MIR RACING	DUNLOP	Moto	12	<b>24:04.761</b>	-	117.6	10	<b>1:59.337</b>	118.6
2	96 Daniel HORGADO MIRALLES	ESP BORJA SPORT TEAM		DUNLOP	Moto	12	<b>24:13.289</b>	+8.528	116.9	12	<b>1:59.337</b>	118.6
3	99 Jose Antonio RUEDA RUIZ	ESP EUROTRADISRACING TEAM	TPR	DUNLOP	Moto	12	<b>24:13.292</b>	+8.531	116.9	12	<b>1:59.291</b>	118.7
4	16 Jamie William DAVIS	GBR FAU55 RACING	BEON	DUNLOP	Moto	12	<b>24:13.645</b>	+8.884	116.9	12	<b>1:59.213</b>	118.8
5	69 Marcos RUDA COMINO	ESP ETG RACING	BEON	DUNLOP	Moto	12	<b>24:15.502</b>	+10.741	116.7	5	<b>2:00.038</b>	118.0
6	20 Vincent FALCONE	FRA TFC RACING	BEON	DUNLOP	Moto	12	<b>24:19.559</b>	+14.798	116.4	3	<b>2:00.246</b>	117.7
7	9 Nicolas CZYBA	GER BLUMAQ HMA RACING	BEON	DUNLOP	Moto	12	<b>24:19.642</b>	+14.881	116.4	3	<b>2:00.165</b>	117.8
8	4 Freddie HEINRICH	GER HMA RACING LLINSUAL	BEON	DUNLOP	Moto	12	<b>24:27.271</b>	+22.510	115.8	9	<b>2:00.717</b>	117.3
9	17 Daniel MUÑOZ FERNANDEZ	ESP GECCI MOTOSPORT	DUNLOP	DUNLOP	Moto	12	<b>24:27.484</b>	+22.723	115.8	9	<b>2:00.709</b>	117.3
10	53 Michal BULIK	SVK ETG RACING	BEON	DUNLOP	Moto	12	<b>24:43.991</b>	+39.230	114.5	3	<b>2:02.286</b>	115.8
11	31 Adrian FERNANDEZ GONZALEZ	ESP LAGLISE ACADEMY		DUNLOP	Ch80	12	<b>24:49.609</b>	+44.848	114.1	12	<b>2:02.627</b>	115.5
12	11 Alex ESCRIG RECHE	ESP TEAM MOMN		DUNLOP	Ch80	12	<b>24:49.982</b>	+45.221	114.0	5	<b>2:02.721</b>	115.4
13	74 Daijro SAKO	JPN TEAM IGAX		DUNLOP	Ch80	12	<b>24:50.176</b>	+45.415	114.0	12	<b>2:02.725</b>	115.4
14	50 Ondrej VOSTATEK	CZE BLUMAQ HMA RACING	BEON	DUNLOP	Moto	12	<b>24:58.310</b>	+53.549	113.4	4	<b>2:02.960</b>	115.1
15	58 Inigo IGLESIAS BRAVO	ESP IMC TEAM		DUNLOP	Ch80	12	<b>25:10.903</b>	+1:06.142	112.5	4	<b>2:04.604</b>	113.6
16	59 Gabin PLANQUES	FRA XCTECH		DUNLOP	Ch80	12	<b>25:28.849</b>	+1:24.088	111.1	2	<b>2:05.649</b>	112.7
17	55 Borja GOMEZ RUS	ESP FAU55RACING	BEON	DUNLOP	Moto	12	<b>25:29.066</b>	+1:24.305	111.1	12	<b>2:05.731</b>	112.6
18	19 Markel MATA SABATEL	ESP AMR COMPETICION		DUNLOP	Moto	12	<b>25:29.254</b>	+1:24.493	111.1	10	<b>2:05.808</b>	112.5
19	89 Marcos URIARTE RODRIGUEZ	ESP DMT TEAM		DUNLOP	Ch80	12	<b>25:30.447</b>	+1:25.686	111.0	11	<b>2:05.975</b>	112.4
20	22 Brian GUARINO RAMIS	ESP SIMONETY SCHOOL		DUNLOP	Ch80	12	<b>25:30.776</b>	+1:26.015	111.0	12	<b>2:05.863</b>	112.5
21	46 Aitor COSTA ALMAGRO	ESP TEAM QUINTO		DUNLOP	Ch80	12	<b>25:59.886</b>	+1:55.125	108.9	3	<b>2:07.814</b>	110.8
22	84 David VARGAS GARRIDO	ESP EMA COMPETICIÓN		DUNLOP	Ch80	12	<b>26:08.130</b>	+2:03.369	108.3	4	<b>2:08.637</b>	110.1
23	81 Jesus DE LAS HERAS FERNANDEZ	ESP DMT	HONDA	DUNLOP	Moto	11	<b>24:08.742</b>	1 Lap	107.5	8	<b>2:07.382</b>	111.2
24	34 Vasco Correia ESTURRADO	POR TEAM MOTO CLUBE LOULE CONCELHO		DUNLOP	Ch80	11	<b>24:48.542</b>	1 Lap	104.6	11	<b>2:13.072</b>	106.4
25	91 NIL ROIG MARTINEZ	ESP ALARXA RACING TEAM		DUNLOP	Moto	11	<b>25:50.976</b>	1 Lap	100.4	6	<b>2:06.452</b>	112.0

#### No clasificados:

93 Tom BERCOT	FRA	PINAMOTO RS	BEON	DUNLOP	Moto	7	<b>14:37.511</b>			7	<b>2:02.812</b>	115.3
77 Sergio BERNAL SANCHEZ	ESP	BOX77	MIR RACING	DUNLOP	Moto	4	<b>8:51.800</b>			3	<b>2:10.048</b>	108.9
70 Joshua WHATLEY	GBR	TEAM MOMN		DUNLOP	Ch80	2	<b>4:41.253</b>			2	<b>2:12.802</b>	106.6
24 Gerard MARTIN CLANCHET	ESP	TEAM IGAX		DUNLOP	Ch80	2	<b>4:43.870</b>			2	<b>2:23.873</b>	98.4

#### Excluidos

48 Ivan ORTOLA DIEZ	ESP	MRW-ASPAR TEAM		DUNLOP	Ch80	12	<b>24:49.635</b>			12	<b>2:02.736</b>	115.4
---------------------	-----	----------------	--	--------	------	----	------------------	--	--	----	-----------------	-------

#### No salidos

36 Marcos GARRIDO BELTRAN	ESP	GECCI MOTOSPORT	HONDA	DUNLOP	Moto							
---------------------------	-----	-----------------	-------	--------	------	--	--	--	--	--	--	--

Pole	Vlt.	Tiempo	Km/h
D. HORGADO MIRALLES		<b>2:04.828</b>	113.4 Kph
Vuelta Rápida	Vlt. 12	Jamie William DAVIS	<b>1:59.213</b> 118.8 Kph

#48 excluido tras las verificaciones técnicas acorde al Art. 2 Reg.Tec. Challenge80

Hora de publicación: .....

Estado de pista:

**SECO**

Director de carrera:	Cronometrador:
----------------------	----------------



## Challenge80/Moto4

RFME CEV

Carrera

Clasificación por clase

Revisado 18/11/2016

Nº	Piloto	Nac	Equipo	Moto	Vlts.	Tiempo	Diff.	Km/h	Mejor Vuelta		
									Vlt.	Tiempo	Km/h
<b>Ch80</b>											
1	31 Adrian FERNANDEZ GONZALEZ	ESP	LAGLISE ACADEMY		12	24:49.609		114.1	12	2:02.627	115.5
2	11 Alex ESCRIG RECHE	ESP	TEAM MOMN		12	24:49.982	+0.373	114.0	5	2:02.721	115.4
3	74 Daijro SAKO	JPN	TEAM IGAX		12	24:50.176	+0.567	114.0	12	2:02.725	115.4
4	58 Itigo IGLESIAS BRAVO	ESP	IMC TEAM		12	25:10.903	+21.294	112.5	4	2:04.604	113.6
5	59 Gabin PLANQUES	FRA	XCTECH		12	25:28.849	+39.240	111.1	2	2:05.649	112.7
6	89 Marcos URIARTE RODRIGUEZ	ESP	DMT TEAM		12	25:30.447	+40.838	111.0	11	2:05.975	112.4
7	22 Brian GUARINO RAMIS	ESP	SIMONETY SCHOOL		12	25:30.776	+41.167	111.0	12	2:05.863	112.5
8	46 Aitor COSTA ALMAGRO	ESP	TEAM QUINTO		12	25:59.886	+110.277	108.9	3	2:07.814	110.8
9	84 David VARGAS GARRIDO	ESP	EMA COMPETICIÓN		12	26:08.130	+118.521	108.3	4	2:08.637	110.1
10	34 Vasco Correia ESTURRADO	POR	TEAM MOTO CLUBE LOULE CONCELHO		11	24:48.542	1 Laps	104.6	11	2:13.072	106.4
<b>No clasificados:</b>											
	70 Joshua WHATLEY	GBR	TEAM MOMN		2	4:41.253	10 Laps	100.7	2	2:12.802	106.6
	24 Gerard MARTIN CLANCHET	ESP	TEAM IGAX		2	4:43.870	10 Laps	99.8	2	2:23.873	98.4
<b>Excluidos</b>											
	48 Ivan ORTOLA DIEZ	ESP	MRW-ASPAR TEAM		12	24:49.635	+0.026	114.1	12	2:02.736	115.4
<b>Moto4</b>											
1	14 Pedro ACOSTA SANCHEZ	ESP	CUNA DE CAMPEONES	MIR RACING	12	24:04.761		117.6	10	1:59.337	118.6
2	96 Daniel HOLGADO MIRALLES	ESP	BORJA SPORT TEAM		12	24:13.289	+8.528	116.9	12	1:59.337	118.6
3	99 Jose Antonio RUEDA RUIZ	ESP	EUROTRADISRACING TEAM	TPR	12	24:13.292	+8.531	116.9	12	1:59.291	118.7
4	16 Jamie William DAVIS	GBR	FAU55 RACING	BEON	12	24:13.645	+8.884	116.9	12	1:59.213	118.8
5	69 Marcos RUDA COMINO	ESP	ETG RACING	BEON	12	24:15.502	+10.741	116.7	5	2:00.038	118.0
6	20 Vincent FALCONE	FRA	TFC RACING	BEON	12	24:19.559	+14.798	116.4	3	2:00.246	117.7
7	9 Nicolas CZYBA	GER	BLUMAQ HMA RACING	BEON	12	24:19.642	+14.881	116.4	3	2:00.165	117.8
8	4 Freddie HEINRICH	GER	HMA RACING LLINSUAL	BEON	12	24:27.271	+22.510	115.8	9	2:00.717	117.3
9	17 Daniel MUÑOZ FERNANDEZ	ESP	GECI MOTOSPORT		12	24:27.484	+22.723	115.8	9	2:00.709	117.3
10	53 Michal BULIK	SVK	ETG RACING	BEON	12	24:43.991	+39.230	114.5	3	2:02.286	115.8
11	50 Ondrej YOSTATEK	CZE	BLUMAQ HMA RACING	BEON	12	24:58.310	+53.549	113.4	4	2:02.960	115.1
12	55 Borja GOMEZ RUS	ESP	FAU55RACING	BEON	12	25:29.066	+124.305	111.1	12	2:05.731	112.6
13	19 Markel MATA SABATEL	ESP	AMR COMPETICION		12	25:29.254	+124.493	111.1	10	2:05.808	112.5
14	81 Jesus DE LAS HERAS FERNANDEZ	ESP	DMT	HONDA	11	24:08.742	1 Laps	107.5	8	2:07.382	111.2
15	91 NIL ROIG MARTINEZ	ESP	ALARXA RACING TEAM		11	25:50.976	1 Laps	100.4	6	2:06.452	112.0
<b>No clasificados:</b>											
	93 Tom BERCOT	FRA	PINAMOTO RS	BEON	7	14:37.511	5 Laps	112.9	7	2:02.812	115.3
	77 Sergio BERNAL SANCHEZ	ESP	BOX77	MIR RACING	4	8:51.800	8 Laps	106.5	3	2:10.048	108.9
<b>No salidos</b>											
	36 Marcos GARRIDO BELTRAN	ESP	GECI MOTOSPORT	HONDA				12 Laps	0.0		

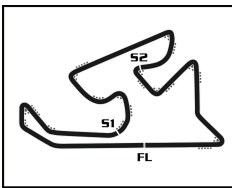
"#48 excluido tras las verificaciones técnicas acorde al Art. 2 Reg.Tec. Challenge80"

Hora publicación: .....

Estado de pista:

**SECO**

Director de carrera:	Cronometrador:
----------------------	----------------



## Challenge80/Moto4

RFME CEV

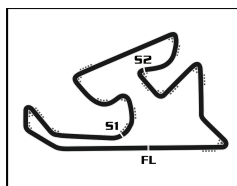
Carrera

Planing

CIRCUITO DE NAVARRA 3.933 m.

### VUELTA

Nº	Pos	Circ	1	2	3	4	5	6	7	8	9	10	11	12
96	<b>1</b>	96	14	14	14	14	14	14	14	14	14	14	14	14
99	<b>2</b>	99	99	99	96	96	96	96	96	96	96	99	96	96
14	<b>3</b>	14	96	96	99	99	99	16	16	99	99	96	99	99
20	<b>4</b>	20	69	69	69	16	16	69	99	16	16	69	16	16
69	<b>5</b>	69	16	16	16	69	69	99	69	69	69	16	69	69
48	<b>6</b>	48	20	20	20	20	20	9	20	20	20	20	20	20
16	<b>7</b>	16	9	9	9	9	9	20	9	9	9	9	9	9
4	<b>8</b>	4	48	17	4	4	4	17	4	4	4	4	4	4
9	<b>9</b>	9	17	48	17	17	17	4	17	17	17	17	17	17
74	<b>10</b>	74	74	4	48	48	53	53	53	53	53	53	53	53
93	<b>11</b>	93	4	74	53	53	31	31	31	31	48	31	11	31
11	<b>12</b>	11	31	31	31	31	48	48	11	11	31	48	48	48
17	<b>13</b>	17	11	53	11	11	11	11	48	48	11	11	31	11
19	<b>14</b>	19	53	11	74	74	74	74	74	74	74	74	74	74
31	<b>15</b>	31	93	50	50	50	93	93	93	50	50	50	50	50
58	<b>16</b>	58	50	58	93	93	50	50	50	58	58	58	58	58
53	<b>17</b>	53	19	93	58	58	58	58	58	59	59	59	59	59
50	<b>18</b>	50	58	19	19	19	22	59	59	19	55	55	19	55
59	<b>19</b>	59	89	59	59	59	59	22	22	55	19	19	55	19
55	<b>20</b>	55	91	22	22	22	19	19	19	22	89	89	89	89
24	<b>21</b>	24	22	89	55	55	55	55	89	89	22	22	22	22
89	<b>22</b>	89	59	55	89	89	89	89	55	81	46	46	46	46
70	<b>23</b>	70	55	81	81	81	81	46	46	46	84	84	84	84
81	<b>24</b>	81	81	46	46	46	46	81	81	84	81	81	81	
84	<b>25</b>	84	24	77	77	77	84	84	84	34	34	34	34	
22	<b>26</b>	22	46	84	84	84	34	34	34	91	91	91	91	
91	<b>27</b>	91	77	34	34	34	91	91	91					
34	<b>28</b>	34	84	70	91	91								
46	<b>29</b>	46	34	24										
77	<b>30</b>	77	70	91										
36	<b>0</b>	36												



## Challenge80/Moto4

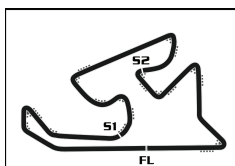
RFME CEV

Carrera

CIRCUITO DE NAVARRA 3.933 m

### Mejores tiempos de sector

SECTOR 1			SECTOR 2		SECTOR 3		Pos	Piloto	Vuelta Ideal	Mejor Vuelta
Pos	Piloto	Tiempo	Piloto	Tiempo	Piloto	Tiempo				
1	20 V.FALCONE	32.849	14 P.ACOSTA SANCHEZ	41.660	99 J.RUEDA RUIZ	44.210	1	14 P.ACOSTA SANCHEZ	1:59.000	1:59.337 (4)
2	9 N.CZYBA	32.932	96 D.HOLGADO MIRALLES	41.680	16 J.DAVIS	44.268	2	96 D.HOLGADO MIRALLES	1:59.125	1:59.337 (3)
3	16 J.DAVIS	32.985	16 J.DAVIS	41.883	14 P.ACOSTA SANCHEZ	44.306	3	16 J.DAVIS	1:59.136	1:59.213 (1)
4	14 P.ACOSTA SANCHEZ	33.034	99 J.RUEDA RUIZ	41.965	96 D.HOLGADO MIRALLES	44.336	4	99 J.RUEDA RUIZ	1:59.232	1:59.291 (2)
5	99 J.RUEDA RUIZ	33.057	69 M.RUDA COMINO	42.234	69 M.RUDA COMINO	44.625	5	9 N.CZYBA	1:59.961	2:00.165 (6)
6	96 D.HOLGADO MIRALLES	33.109	9 N.CZYBA	42.310	4 F.HEINRICH	44.650	6	69 M.RUDA COMINO	1:59.994	2:00.038 (5)
7	69 M.RUDA COMINO	33.135	17 D.MUÑOZ FERNANDEZ	42.366	17 D.MUÑOZ FERNANDEZ	44.677	7	20 V.FALCONE	2:00.096	2:00.246 (7)
8	17 D.MUÑOZ FERNANDEZ	33.357	20 V.FALCONE	42.373	9 N.CZYBA	44.719	8	17 D.MUÑOZ FERNANDEZ	2:00.400	2:00.709 (8)
9	4 F.HEINRICH	33.407	4 F.HEINRICH	42.493	20 V.FALCONE	44.874	9	4 F.HEINRICH	2:00.550	2:00.717 (9)
10	93 T.BERCOT	33.471	53 M.BULIK	42.844	53 M.BULIK	45.215	10	53 M.BULIK	2:01.623	2:02.286 (10)
11	53 M.BULIK	33.564	50 O.VOSTATEK	42.857	48 I.ORTOLA DIEZ	45.276	11	11 A.ESCRIG RECHE	2:02.022	2:02.721 (12)
12	74 D.SAKO	33.756	11 A.ESCRIG RECHE	42.901	11 A.ESCRIG RECHE	45.362	12	74 D.SAKO	2:02.120	2:02.725 (13)
13	11 A.ESCRIG RECHE	33.759	48 I.ORTOLA DIEZ	42.939	74 D.SAKO	45.397	13	48 I.ORTOLA DIEZ	2:02.150	2:02.736 (14)
14	50 O.VOSTATEK	33.806	74 D.SAKO	42.967	31 A.FERNANDEZ GONZALEZ	45.403	14	31 A.FERNANDEZ GONZALEZ	2:02.342	2:02.627 (11)
15	48 I.ORTOLA DIEZ	33.935	31 A.FERNANDEZ GONZALEZ	42.969	93 T.BERCOT	45.562	15	50 O.VOSTATEK	2:02.428	2:02.960 (16)
16	31 A.FERNANDEZ GONZALEZ	33.970	58 I.IGLESIAS BRAVO	43.105	50 O.VOSTATEK	45.765	16	93 T.BERCOT	2:02.598	2:02.812 (15)
17	58 I.IGLESIAS BRAVO	34.340	93 T.BERCOT	43.565	58 I.IGLESIAS BRAVO	46.282	17	58 I.IGLESIAS BRAVO	2:03.727	2:04.604 (17)
18	22 B.GUARINO RAMIS	34.577	22 B.GUARINO RAMIS	43.838	59 G.PLANQUES	46.568	18	59 G.PLANQUES	2:05.224	2:05.649 (18)
19	59 G.PLANQUES	34.606	89 M.URRIARTE RODRIGUEZ	43.884	19 M.MATA SABATEL	46.709	19	22 B.GUARINO RAMIS	2:05.346	2:05.863 (21)
20	55 B.GOMEZ RUS	34.624	59 G.PLANQUES	44.050	89 M.URRIARTE RODRIGUEZ	46.713	20	19 M.MATA SABATEL	2:05.481	2:05.808 (20)
21	19 M.MATA SABATEL	34.708	19 M.MATA SABATEL	44.064	55 B.GOMEZ RUS	46.731	21	55 B.GOMEZ RUS	2:05.497	2:05.731 (19)
22	91 N.ROIG MARTINEZ	34.751	55 B.GOMEZ RUS	44.142	22 B.GUARINO RAMIS	46.931	22	89 M.URRIARTE RODRIGUEZ	2:05.589	2:05.975 (22)
23	89 M.URRIARTE RODRIGUEZ	34.992	46 A.COSTA ALMAGRO	44.411	81 J.DE LAS HERAS FERNANDEZ	47.022	23	91 N.ROIG MARTINEZ	2:06.352	2:06.452 (23)
24	46 A.COSTA ALMAGRO	35.211	91 N.ROIG MARTINEZ	44.525	91 N.ROIG MARTINEZ	47.076	24	81 J.DE LAS HERAS FERNANDEZ	2:07.139	2:07.382 (24)
25	81 J.DE LAS HERAS FERNANDEZ	35.547	81 J.DE LAS HERAS FERNANDEZ	44.570	84 D.VARGAS GARRIDO	47.756	25	46 A.COSTA ALMAGRO	2:07.494	2:07.814 (25)
26	84 D.VARGAS GARRIDO	35.736	70 J.WHATLEY	44.618	46 A.COSTA ALMAGRO	47.872	26	84 D.VARGAS GARRIDO	2:08.517	2:08.637 (26)
27	77 S.BERNAL SANCHEZ	36.023	84 D.VARGAS GARRIDO	45.025	77 S.BERNAL SANCHEZ	48.254	27	77 S.BERNAL SANCHEZ	2:10.011	2:10.048 (27)
28	24 G.MARTIN CLANCHET	36.597	77 S.BERNAL SANCHEZ	45.734	24 G.MARTIN CLANCHET	48.639	28	24 G.MARTIN CLANCHET	2:12.138	2:23.873 (30)
29	70 J.WHATLEY	36.792	34 V.ESTURRADO	46.630	34 V.ESTURRADO	48.977	29	34 V.ESTURRADO	2:12.424	2:13.072 (29)
30	34 V.ESTURRADO	36.817	24 G.MARTIN CLANCHET	46.902	70 J.WHATLEY	51.392	30	70 J.WHATLEY	2:12.802	2:12.802 (28)



CIRCUITO DE NAVARRA 3.933 m.


## Challenge80/Moto4

RFME CEV

Después de Carrera

Velocidad máxima del evento

Piloto	Equipo	Moto	V. Max	Vlt.	Sesión
9 Nicolas CZYBA	BLUMAQ HMA RACING	BEON	174.8	5	Carrera
91 NIL ROIG MARTINEZ	ALARXA RACING TEAM	Moto4	174.5	2	Carrera
69 Marcos RUDA COMINO	ETG RACING	BEON	174.2	3	Warm UP
99 Jose Antonio RUEDA RUIZ	EUROTRADISRACING TEAM	TPR	174.2	3	Warm UP
20 Vincent FALCONE	TFC RACING	BEON	173.9	5	Carrera
16 Jamie William DAVIS	FAU55 RACING	BEON	173.4	2	Carrera
96 Daniel HOLGADO MIRALLES	BORJA SPORT TEAM	Moto4	172.8	3	Warm UP
4 Freddie HEINRICH	HMA RACING LLINSUAL	BEON	172.2	2	Warm UP
93 Tom BERCOT	PINAMOTO RS	BEON	172.2	3	Warm UP
11 Alex ESCRIG RECHE	TEAM MOMN	Ch80	171.7	3	Carrera
17 Daniel MUÑOZ FERNANDEZ	GECI MOTOSPORT	Moto4	171.4	9	Carrera
50 Ondrej VOSTÁTEK	BLUMAQ HMA RACING	BEON	170.3	3	Warm UP
74 Daijiro SAKO	TEAM IGAX	Ch80	170.3	6	Carrera
31 Adrian FERNANDEZ GONZALEZ	LAGLISE ACADEMY	Ch80	169.3	3	Warm UP
14 Pedro ACOSTA SANCHEZ	CUNA DE CAMPEONES	MIR RACING	168.5	12	Carrera
55 Borja GOMEZ RUS	FAU55RACING	BEON	168.5	2	Carrera
48 Ivan ORTOLA DIEZ	MRW-ASPAR TEAM	Ch80	168.0	2	Carrera
53 Michal BULIK	ETG RACING	BEON	168.0	4	Warm UP
24 Gerard MARTIN CLANCHET	TEAM IGAX	Ch80	167.4	4	Warm UP
19 Markel MATA SABATEL	AMR COMPETICION	Moto4	166.9	2	Warm UP
58 Iñigo IGLESIAS BRAVO	IMC TEAM	Ch80	166.4	3	Warm UP
22 Brian GUARINO RAMIS	SIMONETY SCHOOL	MIR RACING	165.4	2	Carrera
70 Joshua WHATLEY	TEAM MOMN	Ch80	163.1	3	Warm UP
59 Gabin PLANQUES	XCTECH	Ch80	160.7	4	Carrera
46 Aitor COSTA ALMAGRO	TEAM QUINTO	Ch80	159.8	2	Carrera
81 Jesus DE LAS HERAS FERNANDEZ	DMT	HONDA	159.8	2	Carrera
89 Marcos URIARTE RODRIGUEZ	DMT TEAM	Ch80	158.8	2	Carrera
34 Vasco Correia ESTURRADO	TEAM MOTO CLUBE LOULE CONCELHO	Ch80	158.4	2	Warm UP
77 Sergio BERNAL SANCHEZ	BOX77	MIR RACING	158.1	4	Carrera
84 David VARGAS GARRIDO	EMA COMPETICIÓN	Ch80	156.7	2	Carrera
7 Ondrez HONZAK	EUROTRADISRACING TEAM - TEST RIDER	TPR	85cc.*	7	Entrenamiento Cronometrado
86 Mario MAYOR FRANCES	EUROTRADISRACING TEAM - TEST RIDER	TPR	85cc.*	6	Entrenamiento Cronometrado



## Challenge80/Moto4

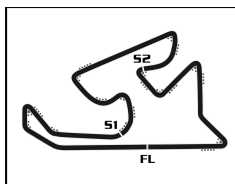
RFME CEV

Carrera

Secuencia de lideres

Nº	Piloto	Equipo	Moto	Vuelta Inicio	Vuelta Final	Vlts.	Total Vlts.
<b>Ch80</b>							
48	Ivan ORTOLA DIEZ	MRW-ASPAR TEAM		1	4	4	4
31	Adrian FERNANDEZ GONZALEZ	LAGLISE ACADEMY		5	8	4	4
48	Ivan ORTOLA DIEZ	MRW-ASPAR TEAM		9	9	1	5
31	Adrian FERNANDEZ GONZALEZ	LAGLISE ACADEMY		10	10	1	5
11	Alex ESCRIG RECHE	TEAM MOMN		11	11	1	1
31	Adrian FERNANDEZ GONZALEZ	LAGLISE ACADEMY		12	12	1	6
<b>Moto4</b>							
14	Pedro ACOSTA SANCHEZ	CUNA DE CAMPEONES	MIR RACING	1	12	12	12





CIRCUITO DE NAVARRA 3.933 m.


## Challenge80/Moto4

RFME CEV

Carrera

Secuencia de vueltas rápidas

Tiempo de sesión	Piloto	Equipo	Moto	Neumaticos	Tiempo	km/h	Vlt.
4:07.763	14 Pedro ACOSTA SANCHEZ	CUNA DE CAMPEONES	MIR RACING	DUNLOP	Mot:	2:00.191	117.8 2
6:07.815	14 Pedro ACOSTA SANCHEZ	CUNA DE CAMPEONES	MIR RACING	DUNLOP	Mot:	2:00.052	117.9 3
8:07.557	14 Pedro ACOSTA SANCHEZ	CUNA DE CAMPEONES	MIR RACING	DUNLOP	Mot:	1:59.742	118.2 4
10:06.921	14 Pedro ACOSTA SANCHEZ	CUNA DE CAMPEONES	MIR RACING	DUNLOP	Mot:	1:59.364	118.6 5
20:05.463	14 Pedro ACOSTA SANCHEZ	CUNA DE CAMPEONES	MIR RACING	DUNLOP	Mot:	1:59.337	118.6 10
24:13.292	99 Jose Antonio RUEDA RUIZ	EUROTRADISRACING TEAM	TPR	DUNLOP	Mot:	1:59.291	118.7 12
24:13.645	16 Jamie William DAVIS	FAU55 RACING	BEON	DUNLOP	Mot:	1:59.213	118.8 12



## Challenge80/Moto4

RFME CEV


Carrera

Tiempos por vuelta

Piloto Doblado

Nº	Tiempo	Dif.	Nº	Tiempo	Dif.	Nº	Tiempo	Dif.	Nº	Tiempo	Dif.	Nº	Tiempo	Dif.
<b>Vuelta 1</b>			81	2:08.232	18.954	19	2:07.129	28.632	93	2:02.925	28.118	48	2:03.052	29.241
14	2:07.572		46	2:08.022	20.317	59	2:06.911	28.687	50	2:02.964	28.492	74	2:02.901	29.776
99	2:07.913	0.341	77	2:10.319	23.184	22	2:06.869	28.988	58	2:05.064	33.357	50	2:03.445	35.687
96	2:08.450	0.878	84	2:11.090	27.273	55	2:06.719	29.198	59	2:06.694	43.468	58	2:05.544	44.418
69	2:08.733	1.161	34	2:13.955	30.411	89	2:07.420	29.922	22	2:07.445	43.936	59	2:06.404	57.240
16	2:08.991	1.419	70	2:12.802	33.490	81	2:07.702	34.976	19	2:07.369	44.163	19	2:06.564	57.561
20	2:09.615	2.043	24	2:23.873	36.107	46	2:08.073	36.410	55	2:06.774	44.203	55	2:06.748	58.293
9	2:09.657	2.085	<b>Vuelta 3</b>			91	2:13.608	1 Lap	89	2:07.049	44.832	22	2:07.510	58.413
48	2:10.869	3.297	14	2:00.052		77	2:10.805	44.243	46	2:09.118	55.133	89	2:07.139	58.567
17	2:11.509	3.937	96	2:00.377	1.483	84	2:08.637	45.981	81	2:10.832	55.261	91	2:07.069	1 Lap
74	2:11.552	3.980	99	2:00.691	1.569	34	2:14.508	1:01.416	91	2:07.214	1 Lap	81	2:07.382	1:11.721
4	2:12.146	4.574	69	2:00.495	2.037	<b>Vuelta 5</b>			84	2:09.731	1:05.995	46	2:09.308	1:13.624
31	2:12.484	4.912	16	2:00.349	2.152	14	1:59.364		34	2:14.962	1:32.145	84	2:09.133	1:25.128
11	2:13.020	5.448	20	2:00.246	2.555	96	2:00.178	3.027	<b>Vuelta 7</b>			<b>Vuelta 9</b>		
53	2:13.686	6.114	9	2:00.165	2.860	99	1:59.891	3.067	14	2:00.104		14	1:59.757	
93	2:14.572	7.000	4	2:01.546	8.069	16	2:00.036	3.505	96	2:00.827	4.859	34	2:14.966	1 Lap
50	2:14.896	7.324	17	2:02.783	8.404	69	2:00.038	3.565	16	2:00.849	5.005	96	2:00.811	6.852
19	2:15.435	7.863	48	2:03.342	9.680	20	2:00.627	4.590	99	2:00.831	5.078	99	2:00.789	6.996
58	2:15.447	7.875	53	2:02.286	10.926	9	2:00.515	4.633	69	2:01.089	5.305	16	2:00.765	7.008
89	2:16.165	8.593	31	2:03.521	11.647	4	2:01.714	12.320	20	2:01.299	7.402	69	2:00.823	7.347
91	2:16.247	8.675	11	2:03.750	12.518	17	2:01.440	12.509	9	2:01.746	7.456	20	2:01.010	9.996
22	2:16.735	9.163	74	2:04.867	12.643	53	2:03.331	18.353	4	2:00.847	15.269	9	2:01.074	10.232
59	2:16.825	9.253	50	2:03.444	15.359	31	2:03.265	18.970	17	2:01.316	15.666	4	2:00.717	17.677
55	2:17.026	9.454	93	2:04.259	16.908	48	2:04.667	19.037	53	2:02.887	24.247	17	2:00.709	17.880
81	2:18.485	10.913	58	2:04.861	17.497	11	2:02.721	19.105	31	2:03.439	25.562	53	2:02.577	30.088
24	2:19.997	12.425	19	2:06.689	21.245	74	2:02.835	19.502	11	2:02.873	25.824	48	2:03.346	32.830
46	2:20.058	12.486	59	2:06.859	21.518	93	2:03.605	24.853	48	2:03.714	25.873	31	2:03.819	32.947
77	2:20.628	13.056	22	2:06.665	21.861	50	2:05.975	25.188	74	2:03.291	26.559	11	2:03.800	33.185
84	2:23.946	16.374	55	2:06.504	22.221	58	2:04.958	27.953	93	2:02.812	30.826	74	2:03.283	33.302
34	2:24.219	16.647	89	2:06.958	22.244	22	2:06.527	36.151	50	2:03.538	31.926	50	2:03.329	39.259
70	2:28.451	20.879	81	2:08.114	27.016	59	2:07.111	36.434	58	2:05.305	38.558	58	2:04.784	49.445
<b>Vuelta 2</b>			46	2:07.814	28.079	19	2:07.186	36.454	59	2:07.156	50.520	59	2:07.236	1:04.719
14	2:00.191		91	4:20.628	1 Lap	55	2:07.255	37.089	22	2:06.755	50.587	55	2:06.625	1:05.161
99	2:00.780	0.930	77	2:10.048	33.180	89	2:06.885	37.443	19	2:06.622	50.681	19	2:07.407	1:05.211
96	2:00.471	1.158	84	2:09.865	37.086	81	2:08.477	44.089	89	2:06.384	51.112	89	2:07.088	1:05.898
69	2:00.624	1.594	34	2:16.291	46.650	46	2:08.629	45.675	55	2:07.130	51.229	22	2:07.509	1:06.165
16	2:00.627	1.855	<b>Vuelta 4</b>			91	2:06.701	1 Lap	46	2:08.971	1:04.000	91	2:07.154	1 Lap
20	2:00.509	2.361	14	1:59.742		84	2:09.307	55.924	81	2:08.866	1:04.023	46	2:09.505	1:23.372
9	2:00.853	2.747	96	2:00.472	2.213	34	2:14.791	1:16.843	91	2:06.452	1 Lap	84	2:08.913	1:34.284
17	2:01.927	5.673	99	2:00.713	2.540	<b>Vuelta 6</b>			84	2:09.788	1:15.679	81	2:29.288	1:41.252
48	2:03.284	6.390	16	2:00.423	2.833	14	1:59.660		34	2:14.697	1:46.738	<b>Vuelta 10</b>		
4	2:02.192	6.575	69	2:00.596	2.891	96	2:00.769	4.136	<b>Vuelta 8</b>			14	1:59.337	
74	2:04.039	7.828	20	2:00.514	3.327	16	2:00.415	4.260	14	1:59.684		99	2:00.397	8.056
31	2:03.457	8.178	9	2:00.364	3.482	69	2:00.415	4.320	96	2:00.623	5.798	96	2:00.564	8.079
53	2:02.769	8.692	4	2:01.643	9.970	99	2:00.944	4.351	99	2:00.570	5.964	69	2:00.357	8.367
11	2:03.563	8.820	17	2:01.771	10.433	9	2:00.841	5.814	16	2:00.679	6.000	16	2:00.957	8.628
50	2:04.834	11.967	48	2:03.796	13.734	20	2:01.277	6.207	69	2:00.660	6.281	20	2:00.991	11.550
58	2:05.004	12.688	53	2:03.202	14.386	17	2:01.605	14.454	20	2:01.025	8.743	9	2:00.867	11.762
93	2:05.892	12.701	31	2:03.164	15.069	4	2:01.866	14.526	9	2:01.143	8.915	34	2:13.872	1 Lap
19	2:06.936	14.608	11	2:02.972	15.748	53	2:02.771	21.464	4	2:01.132	16.717	4	2:01.063	19.403
59	2:05.649	14.711	74	2:03.130	16.031	31	2:02.917	22.227	17	2:00.946	16.928	17	2:01.064	19.607
22	2:06.276	15.248	50	2:02.960	18.577	48	2:02.886	22.263	53	2:02.705	27.268	53	2:02.747	33.498
89	2:06.936	15.338	93	2:03.446	20.612	11	2:03.610	23.055	31	2:03.007	28.885	31	2:03.944	37.554
55	2:06.506	15.769	58	2:04.604	22.359	74	2:03.530	23.372	11	2:03.002	29.142	48	2:04.358	37.851





## Challenge80/Moto4

RFME CEV

Carrera

Tiempos por vuelta

 Piloto Doblado


Nº	Tiempo	Dif.	Nº	Tiempo	Dif.	Nº	Tiempo	Dif.	Nº	Tiempo	Dif.	Nº	Tiempo	Dif.
11	2:04.009	37.857	11	2:03.148	45.221									
74	2:04.074	38.039	74	2:02.725	45.415									
50	2:03.087	43.009	50	2:04.173	53.549									
58	2:05.145	55.253	58	2:05.514	1:06.142									
59	2:05.901	1:11.283	59	2:06.053	1:24.088									
55	2:05.825	1:11.649	55	2:05.731	1:24.305									
19	2:05.808	1:11.682	19	2:06.012	1:24.493									
89	2:06.249	1:12.810	89	2:06.199	1:25.686									
22	2:06.543	1:13.371	22	2:05.863	1:26.015									
91	2:08.138	1 Lap	91	2:09.171	1 Lap									
46	2:10.495	1:34.530	46	2:10.284	1:55.125									
84	2:09.359	1:44.306	84	2:09.298	2:03.369									
81	2:12.716	1:54.631												

### Vuelta 11

14	1:59.614	
96	2:00.410	8.875
99	2:00.482	8.924
16	2:00.341	9.355
69	2:00.674	9.427
20	2:01.132	13.068
9	2:01.304	13.452
4	2:01.387	21.176
17	2:01.564	21.557
34	2:13.209	1 Lap
53	2:02.537	36.421
11	2:03.514	41.757
48	2:03.585	41.822
31	2:03.965	41.905
74	2:03.949	42.374
50	2:05.665	49.060
58	2:04.673	1:00.312
59	2:06.050	1:17.719
19	2:06.097	1:18.165
55	2:06.223	1:18.258
89	2:05.975	1:19.171
22	2:06.079	1:19.836
91	2:08.594	1 Lap
46	2:09.609	1:44.525
84	2:09.063	1:53.755

### Vuelta 12

14	1:59.684	
81	2:08.648	1 Lap
96	1:59.337	8.528
99	1:59.291	8.531
16	1:59.213	8.884
69	2:00.998	10.741
20	2:01.414	14.798
9	2:01.113	14.881
4	2:01.018	22.510
17	2:00.850	22.723
53	2:02.493	39.230
34	2:13.072	1 Lap
31	2:02.627	44.848
48	2:02.736	44.874



## Challenge80/Moto4

RFME CEV

Carrera

Vuelta a vuelta

Mejor Personal Mejor de la sesión B Cruzando la línea de meta por el pit lane.

Vlt.	Tiempo	Sector 1	Sector 2	Sector 3	Km/h	T. Sesión
<b>4</b>	<b>Freddie HEINRICH</b>					GER
	HMA RACING LLINSUAL					BEON
1	2:12.146	40.542	45.507	46.097	107.1	2:12.146
2	2:02.192	33.570	43.208	45.414	115.9	4:14.338
3	2:01.546	<b>33.407</b>	42.761	45.378	116.5	6:15.884
4	2:01.643	33.705	42.743	45.195	116.4	8:17.527
5	2:01.714	33.767	42.908	45.039	116.3	10:19.241
6	2:01.866	33.729	43.137	45.000	116.2	12:21.107
7	2:00.847	33.510	42.687	<b>44.650</b>	117.2	14:21.954
8	2:01.132	33.610	42.671	44.851	116.9	16:23.086
9	<b>2:00.717</b>	33.541	<b>42.493</b>	44.683	117.3	18:23.803
10	2:01.063	33.576	42.624	44.863	117.0	20:24.866
11	2:01.387	33.732	42.737	44.918	116.6	22:26.253
12	2:01.018	33.739	42.594	44.685	117.0	24:27.271

Vlt.	Tiempo	Sector 1	Sector 2	Sector 3	Km/h	T. Sesión
<b>9</b>	<b>Nicolas CZYBA</b>					GER
	BLUMAQ HMA RACING					BEON
1	2:09.657	40.981	43.518	45.158	109.2	2:09.657
2	2:00.853	33.204	42.433	45.216	117.2	4:10.510
3	<b>2:00.165</b>	<b>33.136</b>	<b>42.310</b>	<b>44.719</b>	117.8	6:10.675
4	2:00.364	<b>32.932</b>	42.449	44.983	117.6	8:11.039
5	2:00.515	32.989	42.726	44.800	117.5	10:11.554
6	2:00.841	33.320	42.437	45.084	117.2	12:12.395
7	2:01.746	33.796	42.935	45.015	116.3	14:14.141
8	2:01.143	33.377	42.794	44.972	116.9	16:15.284
9	2:01.074	33.593	42.596	44.885	116.9	18:16.358
10	2:00.867	33.331	42.603	44.933	117.1	20:17.225
11	2:01.304	33.369	42.805	45.130	116.7	22:18.529
12	2:01.113	33.491	42.504	45.118	116.9	24:19.642

Vlt.	Tiempo	Sector 1	Sector 2	Sector 3	Km/h	T. Sesión
<b>11</b>	<b>Alex ESCRIG RECHE</b>					ESP
	TEAM MOMN					
1	2:13.020	42.061	44.321	46.638	106.4	2:13.020
2	2:03.563	<b>33.759</b>	43.474	46.330	114.6	4:16.583
3	2:03.750	34.150	43.365	46.235	114.4	6:20.333
4	2:02.972	33.912	43.073	45.987	115.1	8:23.305
5	<b>2:02.721</b>	33.852	42.968	45.901	115.4	10:26.026
6	2:03.610	34.366	43.319	45.925	114.5	12:29.636
7	2:02.873	33.877	43.272	45.724	115.2	14:32.509
8	2:03.002	34.117	<b>42.901</b>	45.984	115.1	16:35.511
9	2:03.800	34.080	43.686	46.034	114.4	18:39.311
10	2:04.009	34.406	43.202	46.401	114.2	20:43.320
11	2:03.514	34.316	43.366	45.832	114.6	22:46.834
12	2:03.148	34.300	43.486	<b>45.362</b>	115.0	24:49.982

Vlt.	Tiempo	Sector 1	Sector 2	Sector 3	Km/h	T. Sesión
<b>14</b>	<b>Pedro ACOSTA SANCHEZ</b>					ESP
	CUNA DE CAMPEONES					MIR RACING
1	2:07.572	39.906	42.685	44.981	111.0	2:07.572
2	2:00.191	33.394	42.056	44.741	117.8	4:07.763
3	2:00.052	33.162	42.212	44.678	117.9	6:07.815
4	1:59.742	<b>33.034</b>	41.849	44.859	118.2	8:07.557
5	1:59.364	33.082	<b>41.660</b>	44.622	118.6	10:06.921
6	1:59.660	33.118	41.931	44.611	118.3	12:06.581
7	2:00.104	33.149	42.077	44.878	117.9	14:06.685
8	1:59.684	33.182	41.961	44.541	118.3	16:06.369


Vlt.	Tiempo	Sector 1	Sector 2	Sector 3	Km/h	T. Sesión
9	1:59.757	33.137	41.972	44.648	118.2	18:06.126
10	<b>1:59.337</b>	33.140	41.891	<b>44.306</b>	118.6	20:05.463
11	1:59.614	33.089	41.911	44.614	118.4	22:05.077
12	1:59.684	33.094	41.883	44.707	118.3	24:04.761

Vlt.	Tiempo	Sector 1	Sector 2	Sector 3	Km/h	T. Sesión
<b>16</b>	<b>Jamie William DAVIS</b>					GBR
	FAU55 RACING					BEON
1	2:08.991	40.700	43.072	45.219	109.8	2:08.991
2	2:00.627	33.023	42.750	44.854	117.4	4:09.618
3	2:00.349	33.254	42.307	44.788	117.6	6:09.967
4	2:00.423	32.996	42.594	44.833	117.6	8:10.390
5	2:00.036	33.162	42.135	44.739	118.0	10:10.426
6	2:00.415	33.148	42.482	44.785	117.6	12:10.841
7	2:00.849	33.345	42.721	44.783	117.2	14:11.690
8	2:00.679	33.274	42.431	44.974	117.3	16:12.369
9	2:00.765	33.426	42.598	44.741	117.2	18:13.134
10	2:00.957	33.522	42.721	44.714	117.1	20:14.091
11	2:00.341	<b>32.985</b>	42.435	44.921	117.7	22:14.432
12	<b>1:59.213</b>	33.062	<b>41.883</b>	<b>44.268</b>	118.8	24:13.645

Vlt.	Tiempo	Sector 1	Sector 2	Sector 3	Km/h	T. Sesión
<b>17</b>	<b>Daniel MUÑOZ FERNANDEZ</b>					ESP
	GECI MOTOSPORT					
1	2:11.509	41.504	43.992	46.013	107.7	2:11.509
2	2:01.927	33.421	42.974	45.532	116.1	4:13.436
3	2:02.783	33.695	43.293	45.795	115.3	6:16.219
4	2:01.771	33.501	42.829	45.441	116.3	8:17.990
5	2:01.440	33.511	42.842	45.087	116.6	10:19.430
6	2:01.605	33.631	42.800	45.174	116.4	12:21.035
7	2:01.316	33.729	42.681	44.906	116.7	14:22.351
8	2:00.946	<b>33.357</b>	42.725	44.864	117.1	16:23.297
9	<b>2:00.709</b>	33.436	42.596	<b>44.677</b>	117.3	18:24.006
10	2:01.064	33.505	42.705	44.854	117.0	20:25.070
11	2:01.564	33.706	42.770	45.088	116.5	22:26.634
12	2:00.850	33.459	<b>42.366</b>	45.025	117.2	24:27.484

Vlt.	Tiempo	Sector 1	Sector 2	Sector 3	Km/h	T. Sesión
<b>19</b>	<b>Markel MATA SABATEL</b>					ESP
	AMR COMPETICION					
1	2:15.435	42.557	45.161	47.717	104.5	2:15.435
2	2:06.936	34.833	44.534	47.569	111.5	4:22.371
3	2:06.689	34.961	44.339	47.389	111.8	6:29.060
4	2:07.129	35.002	44.556	47.571	111.4	8:36.189
5	2:07.186	35.091	44.705	47.390	111.3	10:43.375
6	2:07.369	35.141	45.429	46.799	111.2	12:50.744
7	2:06.622	<b>34.708</b>	44.626	47.288	111.8	14:57.366
8	2:06.564	35.126	44.392	47.046	111.9	17:03.930
9	2:07.407	35.207	44.814	47.386	111.1	19:11.337
10	<b>2:05.808</b>	35.035	<b>44.064</b>	<b>46.709</b>	112.5	21:17.145
11	2:06.097	35.032	44.106	46.959	112.3	23:23.242
12	2:06.012	35.114	44.140	46.758	112.4	25:29.254

Vlt.	Tiempo	Sector 1	Sector 2	Sector 3	Km/h	T. Sesión
<b>20</b>	<b>Vincent FALCONE</b>					FRA
	TFC RACING					BEON
1	2:09.615	40.831	43.324	45.460	109.2	2:09.615
2	2:00.509	<b>32.849</b>	42.591	45.069	117.5	4:10.124
3	<b>2:00.246</b>	32.906	<b>42.466</b>	<b>44.874</b>	117.7	6:10.370
4	2:00.514	33.019	<b>42.373</b>	45.122	117.5	8:10.884



## Challenge80/Moto4


RFME CEV

Carrera

Vuelta a vuelta

Mejor Personal Mejor de la sesión B Cruzando la línea de meta por el pit lane.

Vlt.	Tiempo	Sector 1	Sector 2	Sector 3	Km/h	T. Sesión	Vlt.	Tiempo	Sector 1	Sector 2	Sector 3	Km/h	T. Sesión	
5	2:00.627	32.985	42.530	45.112	117.4	10:11.511	11	<b>2:13.072</b>	37.062	47.033	<b>48.977</b>	106.4	24:48.542	
6	2:01.277	33.140	43.001	45.136	116.7	12:12.788								
7	2:01.299	33.294	42.812	45.193	116.7	14:14.087								
8	2:01.025	33.258	42.632	45.135	117.0	16:15.112								
9	2:01.010	33.624	42.429	44.957	117.0	18:16.122								
10	2:00.891	33.345	42.404	45.142	117.1	20:17.013								
11	2:01.132	33.314	42.786	45.032	116.9	22:18.145								
12	2:01.414	33.602	42.619	45.193	116.6	24:19.559								
<b>22</b>	<b>Brian GUARINO RAMIS</b> ESP							<b>46</b>	<b>Aitor COSTA ALMAGRO</b> ESP					
	SIMONETY SCHOOL MIR RACING								TEAM QUINTO					
1	2:16.735	44.181	44.924	47.630	103.5	2:16.735	1	2:20.058	45.357	46.233	48.468	101.1	2:20.058	
2	2:06.276	34.860	44.417	46.999	112.1	4:23.011	2	2:08.022	<b>35.211</b>	44.849	47.962	110.6	4:28.080	
3	2:06.665	<b>34.577</b>	45.001	47.087	111.8	6:29.676	3	<b>2:07.814</b>	35.479	44.439	47.896	110.8	6:35.894	
4	2:06.869	34.618	45.092	47.159	111.6	8:36.545	4	2:08.073	35.616	<b>44.411</b>	48.046	110.6	8:43.967	
5	2:06.527	35.069	44.210	47.248	111.9	10:43.072	5	2:08.629	35.504	45.253	<b>47.872</b>	110.1	10:52.596	
6	2:07.445	35.244	45.270	<b>46.931</b>	111.1	12:50.517	6	2:09.118	35.688	45.364	48.066	109.7	13:01.714	
7	2:06.755	34.665	44.618	47.472	111.7	14:57.272	7	2:08.971	35.752	45.241	47.978	109.8	15:10.685	
8	2:07.510	35.379	44.584	47.547	111.0	17:04.782	8	2:09.308	36.170	45.071	48.067	109.5	17:19.993	
9	2:07.509	35.096	44.908	47.505	111.0	19:12.291	9	2:09.505	35.737	45.348	48.420	109.3	19:29.498	
10	2:06.543	34.884	44.471	47.188	111.9	21:18.834	10	2:10.495	36.178	45.685	48.632	108.5	21:39.993	
11	2:06.079	35.014	44.043	47.022	112.3	23:24.913	11	2:09.609	35.915	45.496	48.198	109.2	23:49.602	
12	<b>2:05.863</b>	34.656	<b>43.838</b>	47.369	112.5	25:30.776	12	2:10.284	36.105	45.867	48.312	108.7	25:59.886	
<b>24</b>	<b>Gerard MARTIN CLANCHET</b> ESP							<b>48</b>	<b>Ivan ORTOLA DIEZ</b> ESP					
	TEAM IGAX								MRW-ASPAR TEAM					
1	2:19.997	44.456	<b>46.902</b>	<b>48.639</b>	101.1	2:19.997	1	2:10.869	41.132	43.760	45.977	108.2	2:10.869	
2	<b>2:23.873</b>	<b>36.597</b>	51.284	55.992	98.4	4:43.870	2	2:03.284	<b>33.935</b>	43.364	45.985	114.8	4:14.153	
							3	2:03.342	34.030	43.283	46.029	114.8	6:17.495	
							4	2:03.796	34.159	43.528	46.109	114.4	8:21.291	
							5	2:04.667	34.393	43.766	46.508	113.6	10:25.958	
							6	2:02.886	34.281	43.142	45.463	115.2	12:28.844	
							7	2:03.714	34.157	43.944	45.613	114.4	14:32.558	
							8	2:03.052	34.242	<b>42.939</b>	45.871	115.1	16:35.610	
							9	2:03.346	34.094	43.301	45.951	114.8	18:38.956	
							10	2:04.358	34.570	43.595	46.193	113.9	20:43.314	
							11	2:03.585	34.438	43.404	45.743	114.6	22:46.899	
							12	<b>2:02.736</b>	34.449	43.011	<b>45.276</b>	115.4	24:49.635	
<b>31</b>	<b>Adrian FERNANDEZ GONZALEZ</b> ESP							<b>50</b>	<b>Ondrej VOSTATEK</b> CZE					
	LAGLISE ACADEMY								BLUMAQ HMA RACING BEON					
1	2:12.484	41.870	44.079	46.535	106.9	2:12.484	1	2:14.896	43.735	44.364	46.797	105.0	2:14.896	
2	2:03.457	34.074	43.219	46.164	114.7	4:15.941	2	2:04.834	<b>33.806</b>	44.042	46.986	113.4	4:19.730	
3	2:03.521	33.986	43.529	46.006	114.6	6:19.462	3	2:03.444	34.159	43.049	46.236	114.7	6:23.174	
4	2:03.164	34.123	43.055	45.986	115.0	8:22.626	4	<b>2:02.960</b>	34.002	<b>42.857</b>	46.101	115.1	8:26.134	
5	2:03.265	<b>33.970</b>	43.114	46.181	114.9	10:25.891	5	2:05.975	36.683	43.257	46.035	112.4	10:32.109	
6	2:02.917	34.209	43.071	45.637	115.2	12:28.808	6	2:02.964	33.861	43.318	45.785	115.1	12:35.073	
7	2:03.439	34.466	43.198	45.775	114.7	14:32.247	7	2:03.538	33.889	43.054	46.595	114.6	14:38.611	
8	2:03.007	34.170	43.002	45.835	115.1	16:35.254	8	2:03.445	34.129	43.345	45.971	114.7	16:42.056	
9	2:03.819	34.204	43.619	45.996	114.4	18:39.073	9	2:03.329	34.307	43.257	<b>45.765</b>	114.8	18:45.385	
10	2:03.944	34.316	43.491	46.137	114.2	20:43.017	10	2:03.087	34.220	42.900	45.967	115.0	20:48.472	
11	2:03.965	34.482	43.904	45.579	114.2	22:46.982	11	2:05.665	35.849	43.673	46.143	112.7	22:54.137	
12	<b>2:02.627</b>	34.255	<b>42.969</b>	<b>45.403</b>	115.5	24:49.609	12	2:04.173	34.521	43.477	46.175	114.0	24:58.310	
<b>34</b>	<b>Vasco Correia ESTURRADO</b> POR							<b>53</b>	<b>Michal BULIK</b> SVK					
	TEAM MOTO CLUBE LOULE CONCELHO								ETG RACING BEON					
1	2:24.219	46.302	47.603	50.314	98.2	2:24.219	1	2:13.686	42.258	44.805	46.623	105.9	2:13.686	
2	2:13.955	<b>36.817</b>	47.302	49.836	105.7	4:38.174	2	2:02.769	33.823	43.157	45.789	115.3	4:16.455	
3	2:16.291	38.986	47.499	49.806	103.9	6:54.465	3	<b>2:02.286</b>	<b>33.564</b>	43.073	45.649	115.8	6:18.741	
4	2:14.508	37.273	47.138	50.097	105.3	9:08.973	4	2:03.202	34.098	43.471	45.633	114.9	8:21.943	
5	2:14.791	37.617	47.209	49.965	105.0	11:23.764	5	2:03.331	33.917	43.387	46.027	114.8	10:25.274	
6	2:14.962	37.534	47.150	50.278	104.9	13:38.726	6	2:02.771	34.205	43.351	<b>45.215</b>	115.3	12:28.045	
7	2:14.697	37.377	47.258	50.062	105.1	15:53.423	7	2:02.887	34.310	43.137	45.440	115.2	14:30.932	
8	2:14.966	37.617	47.628	49.721	104.9	18:08.389								
9	2:13.872	36.949	<b>46.630</b>	50.293	105.8	20:22.261								
10	2:13.209	37.022	46.867	49.320	106.3	22:35.470								




## Challenge80/Moto4

RFME CEV

Carrera

Vuelta a vuelta

Vlt.	Tiempo	Sector 1	Sector 2	Sector 3	Km/h	T. Sesión	Vlt.	Tiempo	Sector 1	Sector 2	Sector 3	Km/h	T. Sesión							
<b>55 Borja GOMEZ RUS</b> ESP FAU55RACING BEON							<b>70 Joshua WHATLEY</b> GBR TEAM MOMN													
8	2:02.705	34.299	43.017	45.389	115.4	16:33.637	4	2:00.596	33.266	42.244	45.086	117.4	8:10.448							
9	2:02.577	34.230	43.028	45.319	115.5	18:36.214	5	<b>2:00.038</b>	33.179	<b>42.234</b>	<b>44.625</b>	118.0	10:10.486							
10	2:02.747	34.251	43.153	45.343	115.3	20:38.961	6	2:00.415	33.353	42.325	44.737	117.6	12:10.901							
11	2:02.537	34.301	<b>42.844</b>	45.392	115.5	22:41.498	7	2:01.089	33.592	42.517	44.980	116.9	14:11.990							
12	2:02.493	34.171	42.966	45.356	115.6	24:43.991	8	2:00.660	33.325	42.308	45.027	117.3	16:12.650							
<b>58 Iñigo IGLESIAS BRAVO</b> ESP IMC TEAM							<b>74 Daijiro SAKO</b> JPN TEAM IGAX													
1	2:17.026	44.711	45.153	47.162	103.3	2:17.026	1	2:28.451	47.022	49.145	52.284	95.4	2:28.451							
2	2:06.506	35.080	44.397	47.029	111.9	4:23.532	2	<b>2:12.802</b>	<b>36.792</b>	<b>44.618</b>	<b>51.392</b>	106.6	4:41.253							
3	2:06.504	34.881	44.721	46.902	111.9	6:30.036	<b>77 Sergio BERNAL SANCHEZ</b> ESP BOX77 MIR RACING													
4	2:06.719	<b>34.624</b>	44.803	47.292	111.7	8:36.755	1	2:20.628	46.012	46.142	48.474	100.7	2:20.628							
5	2:07.255	35.093	44.633	47.529	111.3	10:44.010	2	2:10.319	36.217	45.848	<b>48.254</b>	108.6	4:30.947							
6	2:06.774	34.924	44.878	46.972	111.7	12:50.784	3	<b>2:10.048</b>	<b>36.023</b>	<b>45.734</b>	48.291	108.9	6:40.995							
7	2:07.130	34.894	44.646	47.590	111.4	14:57.914	4	2:10.805	36.330	46.148	48.327	108.2	8:51.800							
8	2:06.748	34.988	44.514	47.246	111.7	17:04.662	<b>81 Jesus DE LAS HERAS FERNANDEZ</b> ESP DMT HONDA													
9	2:06.625	34.781	45.113	<b>46.731</b>	111.8	19:11.287	1	2:18.485	44.994	45.761	47.730	102.2	2:18.485							
10	2:05.825	34.868	<b>44.142</b>	46.815	112.5	21:17.112	2	2:08.232	35.580	45.057	47.595	110.4	4:26.717							
11	2:06.223	35.227	44.202	46.794	112.2	23:23.335	3	2:08.114	35.766	44.882	47.466	110.5	6:34.831							
12	<b>2:05.731</b>	34.755	44.155	46.821	112.6	25:29.066	4	2:07.702	35.726	<b>44.570</b>	47.406	110.9	8:42.533							
<b>59 Gabin PLANQUES</b> FRA XCTECH							<b>84 David YARGAS GARRIDO</b> ESP EMA COMPETICIÓN													
1	2:15.447	43.136	44.614	47.697	104.5	2:15.447	1	2:23.946	46.620	47.557	49.769	98.4	2:23.946							
2	2:05.004	<b>34.340</b>	43.162	47.502	113.3	4:20.451	2	2:11.090	36.541	45.807	48.742	108.0	4:35.036							
3	2:04.861	34.476	<b>43.105</b>	47.280	113.4	6:25.312														
4	<b>2:04.604</b>	34.528	43.299	46.777	113.6	8:29.916														
5	2:04.958	34.907	43.296	46.755	113.3	10:34.874														
6	2:05.064	34.971	43.563	46.530	113.2	12:39.938														
7	2:05.305	34.881	43.794	46.630	113.0	14:45.243														
8	2:05.544	34.834	44.102	46.608	112.8	16:50.787														
9	2:04.784	35.032	43.470	<b>46.282</b>	113.5	18:55.571														
10	2:05.145	34.961	43.693	46.491	113.1	21:00.716														
11	2:04.673	34.944	43.228	46.501	113.6	23:05.389														
12	2:05.514	34.938	43.624	46.952	112.8	25:10.903														
<b>69 Marcos RUDA COMINO</b> ESP ETG RACING BEON																				
1	2:08.733	40.493	43.090	45.150	110.0	2:08.733														
2	2:00.624	<b>33.135</b>	42.470	45.019	117.4	4:09.357														
3	2:00.495	33.262	42.353	44.880	117.5	6:09.852														



## Challenge80/Moto4

RFME CEV

Carrera

Vuelta a vuelta

Mejor Personal Mejor de la sesión B Cruzando la línea de meta por el pit lane.

Vlt.	Tiempo	Sector 1	Sector 2	Sector 3	Km/h	T. Sesión	Vlt.	Tiempo	Sector 1	Sector 2	Sector 3	Km/h	T. Sesión
3	2:09.865	36.106	45.415	48.344	109.0	6:44.901	5	2:00.178	33.222	42.190	44.766	117.8	10:09.948
4	<b>2:08.637</b>	35.856	<b>45.025</b>	<b>47.756</b>	110.1	8:53.538	6	2:00.769	33.488	42.393	44.888	117.2	12:10.717
5	2:09.307	<b>35.736</b>	45.474	48.097	109.5	11:02.845	7	2:00.827	33.539	42.415	44.873	117.2	14:11.544
6	2:09.731	36.010	45.381	48.340	109.1	13:12.576	8	2:00.623	33.313	42.253	45.057	117.4	16:12.167
7	2:09.788	36.160	45.590	48.038	109.1	15:22.364	9	2:00.811	33.550	42.505	44.756	117.2	18:12.978
8	2:09.133	36.084	45.168	47.881	109.6	17:31.497	10	2:00.564	33.287	42.475	44.802	117.4	20:13.542
9	2:08.913	35.940	45.191	47.782	109.8	19:40.410	11	2:00.410	33.195	42.466	44.749	117.6	22:13.952
10	2:09.359	36.003	45.269	48.087	109.5	21:49.769	12	<b>1:59.337</b>	33.321	<b>41.680</b>	<b>44.336</b>	118.6	24:13.289
11	2:09.063	35.996	45.143	47.924	109.7	23:58.832							
12	2:09.298	35.809	45.372	48.117	109.5	26:08.130							


89 Marcos URIARTE RODRIGUEZ ESP						
DMT TEAM						
1	2:16.165	43.063	45.314	47.788	104.0	2:16.165
2	2:06.936	35.399	44.347	47.190	111.5	4:23.101
3	2:06.958	<b>34.992</b>	44.731	47.235	111.5	6:30.059
4	2:07.420	35.008	44.632	47.780	111.1	8:37.479
5	2:06.885	35.119	43.966	47.800	111.6	10:44.364
6	2:07.049	35.211	44.533	47.305	111.4	12:51.413
7	2:06.384	35.037	43.948	47.399	112.0	14:57.797
8	2:07.139	35.246	44.627	47.266	111.4	17:04.936
9	2:07.088	35.119	44.983	46.986	111.4	19:12.024
10	2:06.249	35.334	44.150	46.765	112.1	21:18.273
11	<b>2:05.975</b>	35.378	<b>43.884</b>	<b>46.713</b>	112.4	23:24.248
12	2:06.199	35.148	44.011	47.040	112.2	25:30.447

91 NIL ROIG MARTINEZ ESP						
ALARXA RACING TEAM						
1	2:16.247	43.936	44.827	47.484	103.9	2:16.247
2	4:20.628	<b>B</b> 54.252	56.494	2:29.882	54.3	6:36.875
3	2:13.608	41.201	44.805	47.602	106.0	8:50.483
4	2:06.701	34.869	<b>44.525</b>	47.307	111.7	10:57.184
5	2:07.214	35.130	44.745	47.339	111.3	13:04.398
6	<b>2:06.452</b>	<b>34.751</b>	44.625	<b>47.076</b>	112.0	15:10.850
7	2:07.069	35.051	44.805	47.213	111.4	17:17.919
8	2:07.154	35.274	44.693	47.187	111.4	19:25.073
9	2:08.138	35.285	45.067	47.786	110.5	21:33.211
10	2:08.594	35.826	45.241	47.527	110.1	23:41.805
11	2:09.171	35.818	45.403	47.950	109.6	25:50.976

93 Tom BERCOT FRA						
PINAMOTO RS BEON						
1	2:14.572	41.670	45.403	47.499	105.2	2:14.572
2	2:05.892	33.897	44.128	47.867	112.5	4:20.464
3	2:04.259	33.634	43.756	46.869	113.9	6:24.723
4	2:03.446	<b>33.471</b>	43.810	46.165	114.7	8:28.169
5	2:03.605	33.663	44.134	45.808	114.5	10:31.774
6	2:02.925	33.723	43.640	<b>45.562</b>	115.2	12:34.699
7	<b>2:02.812</b>	33.576	<b>43.565</b>	45.671	115.3	14:37.511

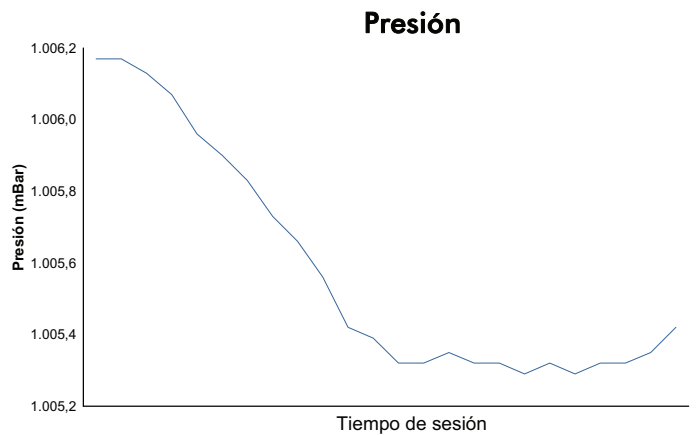
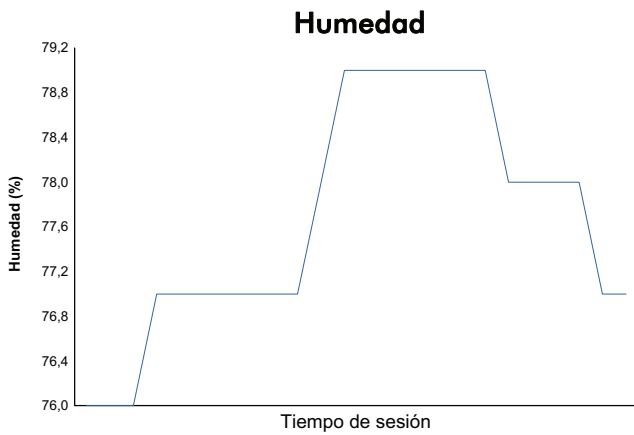
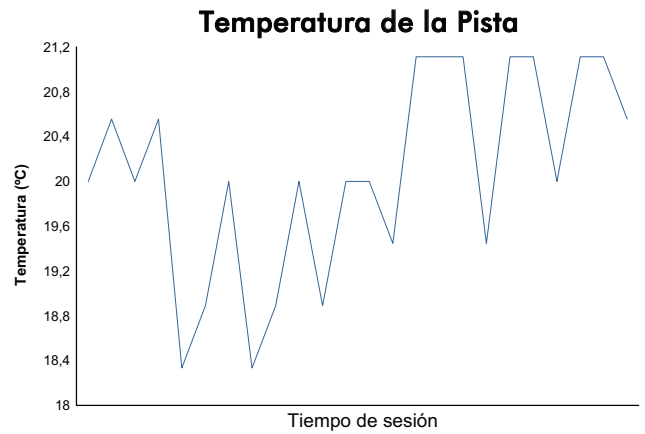
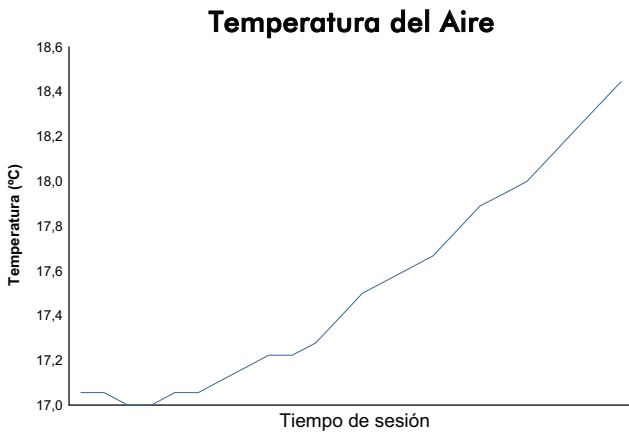
96 Daniel HOLGADO MIRALLES ESP						
BORJA SPORT TEAM						
1	2:08.450	40.108	43.155	45.187	110.2	2:08.450
2	2:00.471	33.295	42.261	44.915	117.5	4:08.921
3	2:00.377	<b>33.109</b>	42.455	44.813	117.6	6:09.298
4	2:00.472	33.379	42.269	44.824	117.5	8:09.770





**RFME CEV**  
Challenge80/Moto4  
Carrera

Informe meteorológico



Estado de la pista: **SECO**