

# SUPERSTOCK / OPEN600

## RFME CAMPEONATO DE ESPAÑA DE VELOCIDAD

### Entrenamiento Cronometrado 1

**Amended**

### Clasificación

Nº	Piloto	Nac	Equipo	Moto	Neumaticos	Tiempo	Vlt.	Total	Dif.	Km/h
1	74 FERRAN CASAS PENDON	ESP	TEAM TORRENTÓ	YAMAHA	DUNLOP Stck	1:56.829	11	11	-	156.4
2	34 XAVIER PINSACH CABAÑAS	ESP	ETG RACING	KAWASAKI	PIRELLI Stck	1:56.923	9	10	+0.094	156.3
3	39 BORJA QUERO MARTINEZ	ESP	SAG TEAM - M.A.MOTOSPORT	YAMAHA	MICHELIN Stck	1:56.930	8	10	+0.101	156.3
4	37 AUGUSTO FERNANDEZ GUERRA	ESP	CNS MOTORSPORT	YAMAHA	DUNLOP Stck	1:56.964	10	10	+0.135	156.3
5	85 PEDRO NUNO ROMERO	POR	TEAM TARGET / FMP / UNIXIRA	YAMAHA	PIRELLI Stck	1:57.075	9	10	+0.246	156.1
6	27 JUAN ANTONIO BELLVER GARCIA	ESP	BORJA SPORT TEAM	KAWASAKI	MICHELIN Stck	1:57.606	10	10	+0.777	155.4
7	94 CORANTIN PEROLARI	FRA	MRS	YAMAHA	PIRELLI Open	1:57.630	3	9	+0.801	155.4
8	89 CHRISTIAN PALOMARES VILAR	ESP	AUTOS ARROYO PASTRANA RACING	YAMAHA	DUNLOP Stck	1:57.661	9	10	+0.832	155.3
9	82 ELENA ROSELL ARAGON	ESP	KAWASAKI PALMETO PL RACING TEAM	KAWASAKI	MICHELIN Stck	1:57.790	6	11	+0.961	155.2
10	16 OIER CASCANTE CORRILLERO	ESP	AMRCOMPETICION	KAWASAKI	PIRELLI Stck	1:57.958	4	5	+1.129	154.9
11	71 MIQUEL PONS PAYERAS	ESP	TEAM NOBBY H43	KAWASAKI	Stck	1:58.027	12	13	+1.198	154.9
12	23 LOIC ARBEL	FRA	TEAM MRS	YAMAHA	PIRELLI Stck	1:58.037	7	9	+1.208	154.8
13	7 ADRIAN MENCHEN GONZALEZ	ESP	SAG-TEAM M.A.MAMOSPORT	YAMAHA	MICHELIN Stck	1:58.108	4	12	+1.279	154.7
14	62 FRANCISCO J. HIDALGO ALVAREZ	ESP	TACK BASOLI	KAWASAKI	MICHELIN Stck	1:58.178	4	10	+1.349	154.7
15	91 ALEIX AULESTIA DALMASES	ESP	TEAM TORRENTÓ	YAMAHA	DUNLOP Stck	1:58.537	10	10	+1.708	154.2
16	43 JORGE ARROYO CARO	ESP	AUTOS ARROYO PASTRANA RACING	YAMAHA	DUNLOP Open	1:58.607	7	10	+1.778	154.1
17	79 AITOR GARCIA CARRERO	ESP	DOSANMOTOR PRORACING	YAMAHA	MICHELIN Stck	1:58.808	10	10	+1.979	153.8
18	65 CARLOS GARCIA BENITO	ESP	TEAM ITV OCAÑA PIT-LINE	YAMAHA	Open	1:58.815	3	10	+1.986	153.8
19	97 ALEXANDRE SIREROL MAYOR	ESP	MSTEAM	KAWASAKI	BRIGESTONE Stck	1:58.843	9	11	+2.014	153.8
20	19 PAUL DUFOUR	FRA	JEG RACING	YAMAHA	PIRELLI Stck	1:59.025	9	10	+2.196	153.6
21	76 DIEGO PEREZ ZUASTI	ESP	MDR COMPETICION	YAMAHA	Open	1:59.068	10	10	+2.239	153.5
22	10 SANTIAGO MANGAS VAQUERO	ESP	DMT	YAMAHA	PIRELLI Open	1:59.524	5	10	+2.695	152.9
23	69 HUGO ABADIE	FRA	AUTOS ARROYO PASTRANA RACING	YAMAHA	DUNLOP Stck	1:59.717	3	5	+2.888	152.7
24	12 ROGELIO LORENTE CALLE	ESP	TST RACING	HONDA	PIRELLI Open	1:59.994	9	10	+3.165	152.3
25	14 DIDAC LOPEZ MOLINA	ESP	AUTOS ARROYO PASTRANA RACING	YAMAHA	DUNLOP Stck	2:00.036	11	13	+3.207	152.3
26	57 SERGIO D. PASTRANA RECAMALE	ESP	AUTOS ARROYO PASTRANA RACING	YAMAHA	DUNLOP Stck	2:00.165	8	10	+3.336	152.1
27	21 ALI ADRIAN RUSMIPUTRO	INA	SAG TEAM - M.A.MOTOSPORT	HONDA	MICHELIN Open	2:00.300	8	11	+3.471	151.9
28	96 GEORG PEDER HOLTNER-HOVIND	NOR	TEAM NOBBY H43 BLUMAQ	KAWASAKI	Stck	2:00.373	10	11	+3.544	151.8
29	18 ALEJANDRO CANOVAS MARCOS	ESP	CRT	YAMAHA	DUNLOP Stck	2:00.440	3	12	+3.611	151.8
30	77 DIEGO CARBO ESCRIVA	ESP	STRATOS	YAMAHA	DUNLOP Stck	2:00.509	8	11	+3.680	151.7
31	67 ROMAN FISCHER	SUI	PINAMOTO RS	KAWASAKI	PIRELLI Stck	2:00.843	7	11	+4.014	151.2
32	44 DANIEL TORREÑO CARRASCO	ESP	TARGO BANK-PPRT SPEED MOTOS	HONDA	DUNLOP Open	2:01.163	7	10	+4.334	150.8
33	95 MIGUEL GARCIA GUTIERREZ	ESP	JGC TEAM	YAMAHA	Open	2:01.180	9	11	+4.351	150.8
34	48 JOSE DAVID GUZMAN VELA	ESP	EMA COMPETICION	YAMAHA	PIRELLI Open	2:01.363	8	11	+4.534	150.6
35	53 RAUL NAVARRO ESCUDERO	ESP	D.C.R RACING SERVICE	YAMAHA	DUNLOP Open	2:01.447	4	10	+4.618	150.5
36	64 AMAURY JAKAB	BEL	JEG RACING	YAMAHA	PIRELLI Stck	2:01.667	8	8	+4.838	150.2
37	63 ANDOITZ BONILLA PORRAS	ESP	DMT	YAMAHA	MICHELIN Stck	2:01.839	11	11	+5.010	150.0
38	80 FELIX PERIANE JIMENEZ	ESP	TEAM PERIANE	HONDA	Open	2:02.458	8	10	+5.629	149.3
39	68 FERNANDO MIRON GARCIA	ESP	TECNIBIKER MOTOSPORT	YAMAHA	DUNLOP Open	2:02.543	11	11	+5.714	149.1
40	46 FRANCISCA RUIZ VIDAL	ESP	CHAMPI WOMEN RACING TEAM	YAMAHA	BRIGESTONE Open	2:03.129	8	11	+6.300	148.4
41	11 IKER CARRERA FERNANDEZ	ESP	PINAMOTO RS	KAWASAKI	DUNLOP Open	2:04.792	8	8	+7.963	146.5
42	73 MANUEL TOIMIL BECEIRO	ESP	MIVIM RACING	YAMAHA	MICHELIN Open	2:09.848	5	11	+13.019	140.8
43	93 ALEXANDRE BISPO	FRA	EXPRESSO RACING	YAMAHA	DUNLOP Open	2:13.145	3	11	+16.316	137.3

Tiempo Máximo: 2:14.353

81	PAU TORTOSA NAVALON	ESP	FAU55RACING	YAMAHA	MICHELIN Stck		11			
----	---------------------	-----	-------------	--------	---------------	--	----	--	--	--

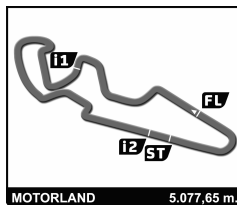
<b>Vuelta Rápida</b>	Vlt. 11	FERRAN CASAS PENDON	1:56.829	156.4 Kph
----------------------	---------	---------------------	----------	-----------

#81 - PERDIDA TIEMPOS SEGÚN ART. 4.6.8.15 REGLAMENTO TECNICO STOCK 600

Estado de la pista: **SECO**

Hora de publicación: .....

Director de carrera:	Cronometrador:
----------------------	----------------



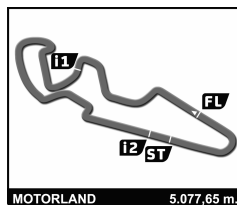
# SUPERSTOCK / OPEN600

## RFME CAMPEONATO DE ESPAÑA DE VELOCIDAD

### Entrenamiento Cronometrado 1

#### Mejores tiempos de sector

SECTOR 1			SECTOR 2			SECTOR 3			Pos	Piloto	Vuelta Ideal	Mejor Vuelta
Pos	Piloto	Tiempo	Piloto	Tiempo	Piloto	Tiempo	Pos	Piloto				
1	94 C.PEROLARI	32.717	34 X.PINSACH CABAÑAS	1:03.148	94 C.PEROLARI	20.455	1	39 B.QUERO MARTINEZ	1:56.702	1:56.930	(3)	
2	39 B.QUERO MARTINEZ	32.918	74 F.CASAS PENDON	1:03.168	37 A.FERNANDEZ GUERRA	20.517	2	74 F.CASAS PENDON	1:56.804	1:56.829	(1)	
3	37 A.FERNANDEZ GUERRA	33.002	39 B.QUERO MARTINEZ	1:03.205	74 F.CASAS PENDON	20.529	3	34 X.PINSACH CABAÑAS	1:56.923	1:56.923	(2)	
4	85 P.ROMERO	33.087	85 P.ROMERO	1:03.300	82 E.ROSELL ARAGON	20.529	4	37 A.FERNANDEZ GUERRA	1:56.933	1:56.964	(4)	
5	74 F.CASAS PENDON	33.107	37 A.FERNANDEZ GUERRA	1:03.414	62 F.HIDALGO ALVAREZ	20.537	5	94 C.PEROLARI	1:56.995	1:57.630	(7)	
6	34 X.PINSACH CABAÑAS	33.149	89 C.PALOMARES VILAR	1:03.562	43 J.ARROYO CARO	20.575	6	85 P.ROMERO	1:57.040	1:57.075	(5)	
7	89 C.PALOMARES VILAR	33.199	71 M.PONS PAYERAS	1:03.604	39 B.QUERO MARTINEZ	20.579	7	89 C.PALOMARES VILAR	1:57.428	1:57.661	(8)	
8	16 O.CASCANTE CORRILLERO	33.245	82 E.ROSELL ARAGON	1:03.712	23 L.ARBEL	20.601	8	82 E.ROSELL ARAGON	1:57.669	1:57.790	(9)	
9	23 L.ARBEL	33.358	16 O.CASCANTE CORRILLERO	1:03.803	34 X.PINSACH CABAÑAS	20.626	9	71 M.PONS PAYERAS	1:57.769	1:58.027	(11)	
10	7 A.MENCHEN GONZALEZ	33.386	94 C.PEROLARI	1:03.823	85 P.ROMERO	20.653	10	16 O.CASCANTE CORRILLERO	1:57.841	1:57.958	(10)	
11	71 M.PONS PAYERAS	33.402	62 F.HIDALGO ALVAREZ	1:03.968	89 C.PALOMARES VILAR	20.667	11	23 L.ARBEL	1:57.960	1:58.037	(12)	
12	82 E.ROSELL ARAGON	33.428	7 A.MENCHEN GONZALEZ	1:03.977	7 A.MENCHEN GONZALEZ	20.671	12	62 F.HIDALGO ALVAREZ	1:57.979	1:58.178	(14)	
13	62 F.HIDALGO ALVAREZ	33.474	79 A.GARCIA CARRERO	1:03.991	65 C.GARCIA BENITO	20.693	13	7 A.MENCHEN GONZALEZ	1:58.034	1:58.108	(13)	
14	76 D.PEREZ ZUASTI	33.617	23 L.ARBEL	1:04.001	91 A.AULESTIA DALMASES	20.719	14	43 J.ARROYO CARO	1:58.396	1:58.607	(16)	
15	97 A.SIREROL MAYOR	33.629	43 J.ARROYO CARO	1:04.005	71 M.PONS PAYERAS	20.763	15	91 A.AULESTIA DALMASES	1:58.537	1:58.537	(15)	
16	91 A.AULESTIA DALMASES	33.696	19 P.DUFOUR	1:04.035	14 D.LOPEZ MOLINA	20.771	16	97 A.SIREROL MAYOR	1:58.655	1:58.843	(19)	
17	79 A.GARCIA CARRERO	33.743	91 A.AULESTIA DALMASES	1:04.122	16 O.CASCANTE CORRILLERO	20.793	17	79 A.GARCIA CARRERO	1:58.757	1:58.808	(17)	
18	10 S.MANGAS VAQUERO	33.811	97 A.SIREROL MAYOR	1:04.158	81 P.TORTOSA NAVALON	20.795	18	19 P.DUFOUR	1:58.811	1:59.025	(20)	
19	43 J.ARROYO CARO	33.816	65 C.GARCIA BENITO	1:04.296	69 H.ABADIE	20.807	19	65 C.GARCIA BENITO	1:58.815	1:58.815	(18)	
20	65 C.GARCIA BENITO	33.826	76 D.PEREZ ZUASTI	1:04.348	97 A.SIREROL MAYOR	20.868	20	76 D.PEREZ ZUASTI	1:58.962	1:59.068	(21)	
21	81 P.TORTOSA NAVALON	33.835	10 S.MANGAS VAQUERO	1:04.352	10 S.MANGAS VAQUERO	20.878	21	10 S.MANGAS VAQUERO	1:59.041	1:59.524	(23)	
22	19 P.DUFOUR	33.839	12 R.LORENTE CALLE	1:04.473	57 S.PASTRANA RECAMALES	20.908	22	81 P.TORTOSA NAVALON	1:59.222	1:59.269	(22)	
23	77 D.CARBO ESCRIVA	33.940	81 P.TORTOSA NAVALON	1:04.592	18 A.CANOVAS MARCOS	20.922	23	14 D.LOPEZ MOLINA	1:59.559	2:00.036	(26)	
24	14 D.LOPEZ MOLINA	33.964	69 H.ABADIE	1:04.701	19 P.DUFOUR	20.937	24	12 R.LORENTE CALLE	1:59.604	1:59.994	(25)	
25	57 S.PASTRANA RECAMALES	33.970	14 D.LOPEZ MOLINA	1:04.824	96 G.HOLTER-HOVIND	20.989	25	69 H.ABADIE	1:59.645	1:59.717	(24)	
26	12 R.LORENTE CALLE	34.013	21 A.RUSMIPUTRO	1:04.960	76 D.PEREZ ZUASTI	20.997	26	18 A.CANOVAS MARCOS	2:00.037	2:00.440	(30)	
27	21 A.RUSMIPUTRO	34.113	18 A.CANOVAS MARCOS	1:04.980	79 A.GARCIA CARRERO	21.023	27	57 S.PASTRANA RECAMALES	2:00.040	2:00.165	(27)	
28	18 A.CANOVAS MARCOS	34.135	96 G.HOLTER-HOVIND	1:04.991	80 F.PERIANE JIMENEZ	21.076	28	96 G.HOLTER-HOVIND	2:00.138	2:00.373	(29)	
29	69 H.ABADIE	34.137	77 D.CARBO ESCRIVA	1:05.102	67 R.FISCHER	21.084	29	77 D.CARBO ESCRIVA	2:00.157	2:00.509	(31)	
30	96 G.HOLTER-HOVIND	34.158	57 S.PASTRANA RECAMALES	1:05.162	77 D.CARBO ESCRIVA	21.115	30	21 A.RUSMIPUTRO	2:00.217	2:00.300	(28)	
31	67 R.FISCHER	34.180	67 R.FISCHER	1:05.230	12 R.LORENTE CALLE	21.118	31	67 R.FISCHER	2:00.494	2:00.843	(32)	
32	44 D.TORREÑO CARRASCO	34.205	48 J.GUZMAN VELA	1:05.425	21 A.RUSMIPUTRO	21.144	32	44 D.TORREÑO CARRASCO	2:00.957	2:01.163	(33)	
33	95 M.GARCIA GUTIERREZ	34.228	53 R.NAVARRO ESCUDERO	1:05.530	53 R.NAVARRO ESCUDERO	21.157	33	95 M.GARCIA GUTIERREZ	2:01.082	2:01.180	(34)	
34	53 R.NAVARRO ESCUDERO	34.444	95 M.GARCIA GUTIERREZ	1:05.573	48 J.GUZMAN VELA	21.161	34	53 R.NAVARRO ESCUDERO	2:01.131	2:01.447	(36)	
35	64 A.JAKAB	34.604	44 D.TORREÑO CARRASCO	1:05.589	64 A.JAKAB	21.161	35	48 J.GUZMAN VELA	2:01.247	2:01.363	(35)	
36	44 J.GUZMAN VELA	34.661	63 A.BONILLA PORRAS	1:05.603	44 D.TORREÑO CARRASCO	21.163	36	64 A.JAKAB	2:01.601	2:01.667	(37)	
37	68 F.MIRON GARCIA	34.762	68 F.MIRON GARCIA	1:05.765	63 A.BONILLA PORRAS	21.224	37	63 A.BONILLA PORRAS	2:01.631	2:01.839	(38)	
38	63 A.BONILLA PORRAS	34.804	64 A.JAKAB	1:05.836	95 M.GARCIA GUTIERREZ	21.281	38	68 F.MIRON GARCIA	2:01.847	2:02.543	(40)	
39	80 F.PERIANE JIMENEZ	34.876	46 F.RUIZ VIDAL	1:06.282	68 F.MIRON GARCIA	21.320	39	80 F.PERIANE JIMENEZ	2:02.458	2:02.458	(39)	
40	11 I.CARRERA FERNANDEZ	34.908	80 F.PERIANE JIMENEZ	1:06.506	46 F.RUIZ VIDAL	21.663	40	46 F.RUIZ VIDAL	2:02.878	2:03.129	(41)	
41	46 F.RUIZ VIDAL	34.933	11 I.CARRERA FERNANDEZ	1:07.482	11 I.CARRERA FERNANDEZ	21.770	41	11 I.CARRERA FERNANDEZ	2:04.160	2:04.792	(42)	
42	73 M.TOIMIL BECEIRO	36.586	73 M.TOIMIL BECEIRO	1:10.505	73 M.TOIMIL BECEIRO	22.601	42	73 M.TOIMIL BECEIRO	2:09.692	2:09.848	(43)	
43	93 A.BISPO	37.859	93 A.BISPO	1:11.981	93 A.BISPO	22.937	43	93 A.BISPO	2:12.777	2:13.145	(44)	



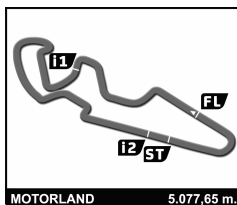
## SUPERSTOCK / OPEN600

### RFME CAMPEONATO DE ESPAÑA DE VELOCIDAD

Después de Entrenamiento Cronometrado 1

Velocidad máxima del evento

Piloto	Equipo	Moto	V. Max	Vlt.	Sesión
62 FRANCISCO J. HIDALGO ALVAREZ	TACK BASOLI	KAWASAKI	Stck	265.4	7 Entrenamiento Cronometra
14 DIDAC LOPEZ MOLINA	AUTOS ARROYO PASTRANA RACING	YAMAHA	Stck	264.7	4 Entrenamiento Cronometra
23 LOIC ARBEL	TEAM MRS	YAMAHA	Stck	264.1	3 Entrenamiento Cronometra
43 JORGE ARROYO CARO	AUTOS ARROYO PASTRANA RACING	YAMAHA	Open	264.1	6 Entrenamiento Cronometra
79 AITOR GARCIA CARRERO	DOSANMOTOR PRORACING	YAMAHA	Stck	263.4	2 Entrenamiento Cronometra
7 ADRIAN MENCHEN GONZALEZ	SAG-TEAM M.A.MAMOTOSPORT	YAMAHA	Stck	262.1	12 Entrenamiento Cronometra
77 DIEGO CARBO ESCRIVA	STRATOS	YAMAHA	Stck	262.1	4 Entrenamiento Cronometra
82 ELENA ROSELL ARAGON	KAWASAKI PALMETO PL RACING TEAM	KAWASAKI	Stck	260.9	3 Entrenamiento Cronometra
16 OIER CASCANTE CORRILLERO	AMRCOMPETICION	KAWASAKI	Stck	260.2	4 Entrenamiento Cronometra
18 ALEJANDRO CANOVAS MARCOS	CRT	YAMAHA	Stck	260.2	5 Entrenamiento Cronometra
65 CARLOS GARCIA BENITO	TEAM ITV OCAÑA PIT-LINE	YAMAHA	Open	259.6	2 Entrenamiento Cronometra
85 PEDRO NUNO ROMERO	TEAM TARGET / FMP / UNIXIRA	YAMAHA	Stck	259.6	9 Entrenamiento Cronometra
10 SANTIAGO MANGAS VAQUERO	DMT	YAMAHA	Open	259.0	3 Entrenamiento Cronometra
19 PAUL DUFOUR	JEG RACING	YAMAHA	Stck	259.0	2 Entrenamiento Cronometra
34 XAVIER PINSACH CABAÑAS	ETG RACING	KAWASAKI	Stck	259.0	6 Entrenamiento Cronometra
71 MIQUEL PONS PAYERAS	TEAM NOBBY H43	KAWASAKI	Stck	259.0	8 Entrenamiento Cronometra
74 FERRAN CASAS PENDON	TEAM TORRENTÓ	YAMAHA	Stck	259.0	10 Entrenamiento Cronometra
81 PAU TORTOSA NAVALON	FAU55RACING	YAMAHA	Stck	259.0	5 Entrenamiento Cronometra
94 CORANTIN PEROLARI	MRS	YAMAHA	Open	259.0	7 Entrenamiento Cronometra
97 ALEXANDRE SIREROL MAYOR	MSTEAM	KAWASAKI	Stck	259.0	8 Entrenamiento Cronometra
37 AUGUSTO FERNANDEZ GUERRA	CNS MOTORSPORT	YAMAHA	Stck	258.4	4 Entrenamiento Cronometra
64 AMAURY JAKAB	JEG RACING	YAMAHA	Stck	257.8	4 Entrenamiento Cronometra
39 BORJA QUERO MARTINEZ	SAG TEAM - M.A.MOTOSPORT	YAMAHA	Stck	257.1	3 Entrenamiento Cronometra
68 FERNANDO MIRON GARCIA	TECNIBIKER MOTOSPORT	YAMAHA	Open	257.1	2 Entrenamiento Cronometra
57 SERGIO D. PASTRANA RECAMALES	AUTOS ARROYO PASTRANA RACING	YAMAHA	Stck	256.5	1 Entrenamiento Cronometra
91 ALEIX AULESTIA DALMASES	TEAM TORRENTÓ	YAMAHA	Stck	255.9	3 Entrenamiento Cronometra
67 ROMAN FISCHER	PINAMOTO RS	KAWASAKI	Stck	255.3	5 Entrenamiento Cronometra
69 HUGO ABADIE	AUTOS ARROYO PASTRANA RACING	YAMAHA	Stck	255.3	2 Entrenamiento Cronometra
89 CHRISTIAN PALOMARES VILAR	AUTOS ARROYO PASTRANA RACING	YAMAHA	Stck	255.3	3 Entrenamiento Cronometra
12 ROGELIO LORENTE CALLE	TST RACING	HONDA	Open	254.7	4 Entrenamiento Cronometra
21 ALI ADRIAN RUSMIPUTRO	SAG TEAM - M.A.MOTOSPORT	HONDA	Open	254.7	4 Entrenamiento Cronometra
96 GEORG PEDER HOLTEN-HOVIND	TEAM NOBBY H43 BLUMAQ	KAWASAKI	Stck	254.7	3 Entrenamiento Cronometra
63 ANDOITZ BONILLA PORRAS	DMT	YAMAHA	Stck	253.5	10 Entrenamiento Cronometra
46 FRANCISCA RUIZ VIDAL	CHAMPI WOMEN RACING TEAM	YAMAHA	Open	252.3	3 Entrenamiento Cronometra
53 RAUL NAVARRO ESCUDERO	D.C.R RACING SERVICE	YAMAHA	Open	252.3	5 Entrenamiento Cronometra
80 FELIX PERIANE JIMENEZ	TEAM PERIANE	HONDA	Open	251.7	3 Entrenamiento Cronometra
76 DIEGO PEREZ ZUASTI	MDR COMPETICION	YAMAHA	Open	251.2	4 Entrenamiento Cronometra
95 MIGUEL GARCIA GUTIERREZ	JGC TEAM	YAMAHA	Open	250.0	6 Entrenamiento Cronometra
44 DANIEL TORREÑO CARRASCO	TARGO BANK-PPRT SPEED MOTOS	HONDA	Open	249.4	2 Entrenamiento Cronometra
48 JOSE DAVID GUZMAN VELA	EMA COMPETICION	YAMAHA	Open	248.8	8 Entrenamiento Cronometra
73 MANUEL TOIMIL BECEIRO	MIVIM RACING	YAMAHA	Open	245.5	1 Entrenamiento Cronometra
93 ALEXANDRE BISPO	EXPRESSO RACING	YAMAHA	Open	242.7	4 Entrenamiento Cronometra
11 IKER CARRERA FERNANDEZ	PINAMOTO RS	KAWASAKI	Open	242.2	5 Entrenamiento Cronometra



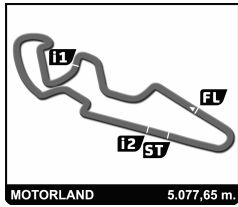
## SUPERSTOCK / OPEN600

### RFME CAMPEONATO DE ESPAÑA DE VELOCIDAD

#### Entrenamiento Cronometrado 1

#### Secuencia de vueltas rápidas

Tiempo de sesión	Piloto	Equipo	Moto	Neumaticos	Tiempo	km/h	Vlt.
4:08.810	<b>74</b> FERRAN CASAS PENDON	TEAM TORRENTÓ	YAMAHA	DUNLOP Stcł	<b>1:58.462</b>	154.3	2
4:37.800	<b>89</b> CHRISTIAN PALOMARES VILAR	AUTOS ARROYO PASTRANA RACING	YAMAHA	DUNLOP Stcł	<b>1:58.321</b>	154.5	2
5:37.428	<b>37</b> AUGUSTO FERNANDEZ GUERRA	CNS MOTORSPORT	YAMAHA	DUNLOP Stcł	<b>1:57.771</b>	155.2	2
6:07.298	<b>94</b> CORANTIN PEROLARI	MRS	YAMAHA	PIRELLI Ope	<b>1:57.630</b>	155.4	3
7:34.726	<b>37</b> AUGUSTO FERNANDEZ GUERRA	CNS MOTORSPORT	YAMAHA	DUNLOP Stcł	<b>1:57.298</b>	155.8	3
21:08.580	<b>34</b> XAVIER PINSACH CABAÑAS	ETG RACING	KAWASAKI	PIRELLI Stcł	<b>1:57.297</b>	155.8	8
21:45.751	<b>39</b> BORJA QUERO MARTINEZ	SAG TEAM - M.A.MOTOSPORT	YAMAHA	MICHELIN Stcł	<b>1:56.930</b>	156.3	8
23:05.503	<b>34</b> XAVIER PINSACH CABAÑAS	ETG RACING	KAWASAKI	PIRELLI Stcł	<b>1:56.923</b>	156.3	9
25:07.302	<b>74</b> FERRAN CASAS PENDON	TEAM TORRENTÓ	YAMAHA	DUNLOP Stcł	<b>1:56.829</b>	156.4	11



## SUPERSTOCK / OPEN600

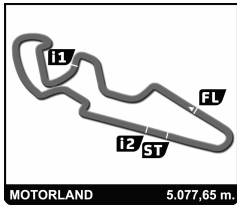
### RFME CAMPEONATO DE ESPAÑA DE VELOCIDAD

#### Entrenamiento Cronometrado 1

Vuelta a vuelta

Mejor Personal Mejor de la sesión B Cruzando la línea de meta por el pit lane.

Vlt.	Tiempo	Sector 1	Sector 2	Sector 3	Km/h	T. Sesión	Vlt.	Tiempo	Sector 1	Sector 2	Sector 3	Km/h	T. Sesión	
<b>7</b>	<b>ADRIAN MENCHEN GONZALEZ</b> ESP							2	2:02.140	34.606	1:06.413	21.121	260.9	4:25.658
	SAG-TEAM M.A.MAMOTOSPORT YAMAHA							3	2:01.641	34.502	1:06.368	<b>20.771</b>	261.5	6:27.299
	1	2:46.349	1:12.326	1:09.502	24.521	224.1	4	2:00.634	34.023	1:05.259	21.352	264.7	8:27.933	
	2	2:04.246 <b>B</b>	33.550	1:04.445	26.251	258.4	5	2:02.598	34.481	1:06.537	21.580	258.4	10:30.531	
	3	4:08.318	2:38.067	1:06.609	23.642	237.4	6	2:01.059	34.912	1:05.082	21.065	254.7	12:31.590	
	4	<b>1:58.108</b>	33.460	<b>1:03.977</b>	<b>20.671</b>	255.9	7	2:05.253	<b>33.964</b>	1:10.045	21.244	253.5	14:36.843	
	5	1:58.465	33.474	1:04.203	20.788	254.7	8	2:01.413	34.373	1:05.321	21.719	255.3	16:38.256	
	6	1:58.477	<b>33.386</b>	1:04.328	20.763	255.9	9	2:00.696	34.354	1:05.248	21.094	255.9	18:38.952	
	7	1:58.614	33.538	1:04.163	20.913	252.9	10	2:00.184	34.118	1:05.073	20.993	256.5	20:39.136	
	8	1:58.805	33.518	1:04.403	20.884	253.5	11	<b>2:00.036</b>	34.180	<b>1:04.824</b>	21.032	254.1	22:39.172	
	9	1:58.937	33.716	1:04.299	20.922	252.3	12	2:01.116	33.970	1:05.973	21.173	254.7	24:40.288	
	10	1:59.095	33.636	1:04.532	20.927	251.2	13	2:00.967	34.315	1:05.513	21.139	255.9	26:41.255	
	11	1:59.139	33.844	1:04.401	20.894	255.9								
	12	2:00.258	33.731	1:05.673	20.854	262.1								
<b>10</b>	<b>SANTIAGO MANGAS VAQUERO</b> ESP							1	3:11.766	1:43.994	1:06.603	21.169	255.9	3:11.766
	DMT YAMAHA							2	2:00.387	34.907	1:04.332	21.148	253.5	5:12.153
	1	3:31.777	2:02.425	1:08.110	21.242	255.9	3	1:58.441	33.619	1:03.891	20.931	258.4	7:10.594	
	2	1:59.610	<b>33.811</b>	1:04.750	21.049	257.8	4	<b>1:57.958</b>	33.362	<b>1:03.803</b>	<b>20.793</b>	260.2	9:08.552	
	3	2:00.355	34.128	1:05.219	21.008	259.0	5	1:58.377	<b>33.245</b>	1:04.249	20.883	257.1	11:06.929	
	4	2:00.471	33.858	1:05.474	21.139	255.3								
	5	<b>1:59.524</b>	34.294	<b>1:04.352</b>	<b>20.878</b>	258.4								
	6	2:17.292 <b>B</b>	37.236	1:10.803	29.253	248.3								
	7	5:22.991	3:45.130	1:16.361	21.500	244.3								
	8	1:59.802	34.260	1:04.624	20.918	257.1								
	9	1:59.833	34.028	1:04.798	21.007	257.8								
	10	2:00.295	34.057	1:05.072	21.166	256.5								
<b>11</b>	<b>IKER CARRERA FERNANDEZ</b> ESP							1	2:25.515	55.025	1:09.157	21.333	251.7	2:25.515
	PINAMOTO RS KAWASAKI							2	2:02.562	34.881	1:06.759	<b>20.922</b>	255.9	4:28.077
	1	2:19.414	47.532	1:09.896	21.986	240.5	3	<b>2:00.440</b>	<b>34.135</b>	1:05.276	21.029	254.7	6:28.517	
	2	2:49.434 <b>B</b>	36.624	1:41.257	31.553	225.5	4	2:00.727	34.374	1:05.235	21.118	256.5	8:29.244	
	3	9:59.328	8:28.301	1:09.028	21.999	239.5	5	2:01.406	34.208	1:05.627	21.571	260.2	10:30.650	
	4	2:05.006	35.591	<b>1:07.482</b>	21.933	237.9	6	2:06.977 <b>B</b>	34.401	1:05.673	26.903	255.9	12:37.627	
	5	2:05.338	<b>34.908</b>	1:08.660	<b>21.770</b>	242.2	7	4:05.144	2:37.733	1:06.008	21.403	252.3	16:42.771	
	6	2:05.012	35.282	1:07.661	22.069	235.8	8	2:00.915	34.369	1:05.297	21.249	250.6	18:43.686	
	7	2:05.236	35.330	1:07.663	22.243	233.3	9	2:01.127	34.286	1:05.468	21.373	249.4	20:44.813	
	8	<b>2:04.792</b>	35.285	1:07.605	21.902	237.4	10	2:00.441	34.199	<b>1:04.980</b>	21.262	250.0	22:45.254	
							11	2:00.918	34.290	1:05.300	21.328	251.2	24:46.172	
							12	2:02.024	34.847	1:05.700	21.477	250.6	26:48.196	
<b>12</b>	<b>ROGELIO LORENTE CALLE</b> ESP							1	2:14.129	45.584	1:07.037	21.508	257.1	2:14.129
	TST RACING HONDA							2	2:01.169	34.679	1:05.364	21.126	259.0	4:15.298
	1	3:11.154	1:40.695	1:08.681	21.778	252.3	3	2:00.375	34.437	1:04.759	21.179	258.4	6:15.673	
	2	2:02.978	35.271	1:06.286	21.421	250.6	4	2:00.632	34.197	1:05.245	21.190	257.1	8:16.305	
	3	2:09.738 <b>B</b>	34.547	1:06.577	28.614	250.0	5	2:00.678	34.383	1:05.252	21.043	258.4	10:16.983	
	4	5:49.228	4:21.886	1:05.574	21.768	254.7	6	2:15.218 <b>B</b>	36.344	1:10.770	28.104	253.5	12:32.201	
	5	2:00.095	34.272	1:04.705	<b>21.118</b>	254.1	7	6:40.002	5:05.674	1:13.391	<b>20.937</b>	259.0	19:12.203	
	6	2:00.075	34.230	<b>1:04.473</b>	21.372	253.5	8	1:59.154	<b>33.839</b>	1:04.213	21.102	254.7	21:11.357	
	7	2:05.925 <b>B</b>	<b>34.013</b>	1:04.989	26.923	254.7	9	<b>1:59.025</b>	33.972	1:04.044	21.009	255.3	23:10.382	
	8	3:37.338	2:11.163	1:04.931	21.244	250.0	10	1:59.135	34.141	<b>1:04.035</b>	20.959	257.8	25:09.517	
	9	<b>1:59.994</b>	34.031	1:04.740	21.223	250.0								
	10	2:00.661	34.187	1:05.311	21.163	251.2								
<b>14</b>	<b>DIDAC LOPEZ MOLINA</b> ESP							1	3:26.473	1:52.023	1:12.451	21.999	248.8	3:26.473
	AUTOS ARROYO PASTRANA RACING YAMAHA							2	2:03.322	35.507	1:06.390	21.425	252.9	5:29.795
	1	2:23.518	53.059	1:09.254	21.205	258.4	3	2:01.954	35.103	1:05.707	<b>21.144</b>	254.1	7:31.749	
							4	2:02.421	34.374	1:06.893	21.154	254.7	9:34.170	
							5	2:00.753	34.379	1:05.188	21.186	254.7	11:34.923	



# SUPERSTOCK / OPEN600

## RFME CAMPEONATO DE ESPAÑA DE VELOCIDAD

### Entrenamiento Cronometrado 1

Vuelta a vuelta

Mejor Personal Mejor de la sesión B Cruzando la línea de meta por el pit lane.

Vlt.	Tiempo	Sector 1	Sector 2	Sector 3	Km/h	T. Sesión
6	2:02.121	34.375	1:06.385	21.361	250.0	13:37.044
7	2:00.729	34.182	1:05.245	21.302	252.3	15:37.773
8	<b>2:00.300</b>	<b>34.113</b>	<b>1:04.960</b>	21.227	253.5	17:38.073
9	2:01.196	34.431	1:05.597	21.168	251.2	19:39.269
10	2:01.495	34.239	1:05.960	21.296	250.6	21:40.764
11	2:00.544	34.370	1:05.007	21.167	252.3	23:41.308

23 LOIC ARBEL FRA						
TEAM MRS YAMAHA						
Vlt.	Tiempo	Sector 1	Sector 2	Sector 3	Km/h	T. Sesión
1	2:11.873	44.684	1:06.588	<b>20.601</b>	257.1	2:11.873
2	1:58.762	33.635	1:04.367	20.760	257.8	4:10.635
3	1:58.445	33.712	1:04.051	20.682	264.1	6:09.080
4	1:58.427	33.600	1:04.161	20.666	258.4	8:07.507
5	2:08.432 B	33.825	1:07.015	27.592	255.3	10:15.939
6	9:34.986	8:04.091	1:10.044	20.851	250.6	19:50.925
7	<b>1:58.037</b>	33.429	<b>1:04.001</b>	20.607	259.0	21:48.962
8	2:03.693	<b>33.358</b>	1:06.777	23.558	212.6	23:52.655
9	1:58.986	33.566	1:04.651	20.769	256.5	25:51.641

27 JUAN ANTONIO BELLVER GARCIA ESP						
BORJA SPORT TEAM KAWASAKI						
Vlt.	Tiempo	Sector 1	Sector 2	Sector 3	Km/h	T. Sesión
1	2:34.508					2:34.508
2	1:58.747					4:33.255
3	1:58.945					6:32.200
4	2:18.968					8:51.168
5	1:58.321					10:49.489
6	1:58.327					12:47.816
7	1:55.014 B					14:42.830
8	5:09.684					19:52.514
9	2:05.711					21:58.225
10	<b>1:57.606</b>					23:55.831

34 XAVIER PINSACH CABAÑAS ESP						
ETG RACING KAWASAKI						
Vlt.	Tiempo	Sector 1	Sector 2	Sector 3	Km/h	T. Sesión
1	3:29.587	2:01.258	1:07.321	21.008	255.3	3:29.587
2	1:58.892	33.732	1:04.446	20.714	257.1	5:28.479
3	1:58.161	33.456	1:03.939	20.766	257.8	7:26.640
4	1:57.941	33.314	1:03.923	20.704	258.4	9:24.581
5	1:59.502	33.750	1:04.866	20.886	257.8	11:24.083
6	2:06.869 B	33.458	1:04.654	28.757	259.0	13:30.952
7	5:40.331	4:09.596	1:09.890	20.845	256.5	19:11.283
8	1:57.297	33.285	1:03.370	20.642	255.9	21:08.580
9	<b>1:56.923</b>	<b>33.149</b>	<b>1:03.148</b>	<b>20.626</b>	257.8	23:05.503
10	2:12.605	44.228	1:06.949	21.428	256.5	25:18.108

37 AUGUSTO FERNANDEZ GUERRA ESP						
CNS MOTORSPORT YAMAHA						
Vlt.	Tiempo	Sector 1	Sector 2	Sector 3	Km/h	T. Sesión
1	3:39.657	2:12.655	1:06.104	20.898	253.5	3:39.657
2	1:57.771	33.460	1:03.744	20.567	255.9	5:37.428
3	1:57.298	33.199	1:03.582	<b>20.517</b>	257.1	7:34.726
4	1:57.625	33.093	1:03.922	20.610	258.4	9:32.351
5	2:02.662 B	34.008	1:03.761	24.893	257.1	11:35.013
6	6:15.064	4:49.416	1:04.821	20.827	253.5	17:50.077
7	1:57.383	33.052	1:03.786	20.545	254.1	19:47.460
8	2:01.278	33.421	1:06.400	21.457	242.7	21:48.738
9	2:08.439	33.086	1:06.747	28.606	131.2	23:57.177

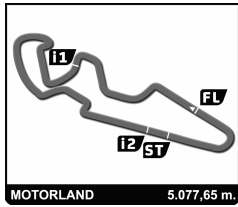
Vlt.	Tiempo	Sector 1	Sector 2	Sector 3	Km/h	T. Sesión
10	<b>1:56.964</b>	<b>33.002</b>	<b>1:03.414</b>	20.548	256.5	25:54.141

39 BORJA QUERO MARTINEZ ESP						
SAG TEAM - M.A.MOTOSPORT YAMAHA						
Vlt.	Tiempo	Sector 1	Sector 2	Sector 3	Km/h	T. Sesión
1	2:38.243 B	1:06.157	1:06.572	25.514	252.3	2:38.243
2	4:31.702	3:06.621	1:04.198	20.883	251.7	7:09.945
3	1:58.150	33.410	1:03.915	20.825	257.1	9:08.095
4	1:58.252	33.225	1:04.189	20.838	254.7	11:06.347
5	1:58.049	33.679	1:03.543	20.827	253.5	13:04.396
6	2:02.146 B	33.501	1:04.573	24.072	254.1	15:06.542
7	4:42.279	3:13.978	1:07.634	20.667	257.1	19:48.821
8	<b>1:56.930</b>	33.146	<b>1:03.205</b>	<b>20.579</b>	255.9	21:45.751
9	1:57.562	<b>32.918</b>	1:03.898	20.746	253.5	23:43.313
10	1:57.783	33.379	1:03.635	20.769	254.1	25:41.096

43 JORGE ARROYO CARO ESP						
AUTOS ARROYO PASTRANA RACING YAMAHA						
Vlt.	Tiempo	Sector 1	Sector 2	Sector 3	Km/h	T. Sesión
1	2:18.264	48.571	1:08.578	21.115	262.1	2:18.264
2	2:00.699	34.654	1:05.167	20.878	261.5	4:18.963
3	2:07.051	35.255	1:10.673	21.123	259.0	6:26.014
4	1:58.918	33.966	1:04.377	<b>20.575</b>	262.8	8:24.932
5	2:09.512 B	33.890	1:08.700	26.922	250.6	10:34.444
6	6:03.826	4:25.135	1:17.414	21.277	264.1	16:38.270
7	<b>1:58.607</b>	<b>33.816</b>	<b>1:04.005</b>	20.786	264.1	18:36.877
8	1:58.943	33.891	1:04.292	20.760	262.1	20:35.820
9	1:58.864	33.998	1:04.273	20.593	260.9	22:34.684
10	2:14.574	49.454	1:04.430	20.690	263.4	24:49.258

44 DANIEL TORREÑO CARRASCO ESP						
TARGO BANK-PPRT SPEED MOTOS HONDA						
Vlt.	Tiempo	Sector 1	Sector 2	Sector 3	Km/h	T. Sesión
1	2:23.535	51.133	1:10.618	21.784	247.1	2:23.535
2	2:04.864	35.629	1:08.038	21.197	249.4	4:28.399
3	2:02.868	35.026	1:06.551	21.291	246.0	6:31.267
4	2:10.529 B	34.952	1:07.475	28.102	243.2	8:41.796
5	4:39.686	3:09.843	1:08.365	21.478	240.0	13:21.482
6	2:01.471	34.687	<b>1:05.589</b>	21.195	248.3	15:22.953
7	<b>2:01.163</b>	<b>34.205</b>	1:05.779	21.179	245.5	17:24.116
8	2:02.947	34.704	1:06.957	21.286	244.3	19:27.063
9	2:14.044	44.646	1:08.235	<b>21.163</b>	246.0	21:41.107
10	2:17.803 B	35.655	1:08.879	33.269	179.7	23:58.910

46 FRANCISCA RUIZ VIDAL ESP						
CHAMPI WOMEN RACING TEAM YAMAHA						
Vlt.	Tiempo	Sector 1	Sector 2	Sector 3	Km/h	T. Sesión
1	3:11.119	1:26.483	1:20.975	23.661	247.7	3:11.119
2	2:10.347	37.354	1:10.567	22.426	248.3	5:21.466
3	2:06.780	36.074	1:08.498	22.208	252.3	7:28.246
4	2:06.749	36.631	1:08.046	22.072	251.2	9:34.995
5	2:04.220	35.161	1:07.048	22.011	250.6	11:39.215
6	2:05.572	35.222	1:08.076	22.274	246.6	13:44.787
7	2:03.625	35.200	1:06.386	22.039	248.8	15:48.412
8	<b>2:03.129</b>	35.173	1:06.293	<b>21.663</b>	252.3	17:51.541
9	2:28.918 B	<b>34.933</b>	<b>1:06.282</b>	47.703	250.6	20:20.459
10	3:19.888	1:49.479	1:08.394	22.015	247.1	23:40.347
11	2:05.789	35.269	1:08.617	21.903	248.8	25:46.136



# SUPERSTOCK / OPEN600

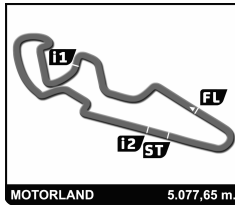
## RFME CAMPEONATO DE ESPAÑA DE VELOCIDAD

### Entrenamiento Cronometrado 1

### Vuelta a vuelta

Mejor Personal Mejor de la sesión B Cruzando la línea de meta por el pit lane.

Vlt.	Tiempo	Sector 1	Sector 2	Sector 3	Km/h	T. Sesión	Vlt.	Tiempo	Sector 1	Sector 2	Sector 3	Km/h	T. Sesión
<b>48</b>	<b>JOSE DAVID GUZMAN VELA</b>					ESP	1	3:24.350	1:52.174	1:10.214	21.962	245.5	3:24.350
	EMA COMPETICION					YAMAHA	2	2:05.035	35.731	1:07.890	21.414	251.2	5:29.385
							3	2:10.129	35.196	1:13.307	21.626	250.0	7:39.514
							4	2:08.268 B	34.867	1:07.232	26.169	250.0	9:47.782
							5	4:03.726	2:35.562	1:06.666	21.498	249.4	13:51.508
							6	2:02.112	<b>34.804</b>	1:06.050	21.258	252.3	15:53.620
							7	2:02.475	35.049	1:06.113	21.313	250.6	17:56.095
							8	2:02.801	35.055	1:06.312	21.434	250.0	19:58.896
							9	2:16.670 B	35.579	1:10.025	31.066	161.7	22:15.566
							10	2:31.629	1:01.984	1:08.376	21.269	253.5	24:47.195
							11	<b>2:01.839</b>	35.012	<b>1:05.603</b>	<b>21.224</b>	253.5	26:49.034
<b>53</b>	<b>RAUL NAVARRO ESCUDERO</b>					ESP	1	2:32.103 B	47.704	1:10.520	33.879	248.8	2:32.103
	D.C.R RACING SERVICE					YAMAHA	2	4:28.278	2:59.345	1:07.552	21.381	252.9	7:00.381
							3	2:03.604	35.095	1:07.252	21.257	257.1	9:03.985
							4	2:03.795	34.834	1:07.565	21.396	257.8	11:07.780
							5	2:15.679 B	35.471	1:07.667	32.541	250.0	13:23.459
							6	7:39.566	6:11.277	1:06.912	21.377	248.8	21:03.025
							7	2:01.802	<b>34.604</b>	1:05.926	21.272	251.2	23:04.827
							8	<b>2:01.667</b>	34.670	<b>1:05.836</b>	<b>21.161</b>	254.1	25:06.494
<b>55</b>	<b>CARLOS GARCIA BENITO</b>					ESP	1	3:29.905	1:59.576	1:09.376	20.953	257.1	3:29.905
	TEAM ITV OCAÑA PIT-LINE					YAMAHA	2	1:59.529	33.879	1:04.612	21.038	259.6	5:29.434
							3	<b>1:58.815</b>	<b>33.826</b>	<b>1:04.296</b>	<b>20.693</b>	257.8	7:28.249
							4	1:58.944	33.906	1:04.316	20.722	257.1	9:27.193
							5	1:59.538	34.010	1:04.723	20.805	259.0	11:26.731
							6	2:27.330 B	38.892	1:19.149	29.289	246.0	13:54.061
							7	6:59.781	5:25.095	1:13.005	21.681	251.2	20:53.842
							8	2:05.711	34.587	1:09.253	21.871	247.1	22:59.553
							9	2:00.206	34.382	1:04.827	20.997	256.5	24:59.759
							10	2:00.307	34.331	1:04.950	21.026	255.9	27:00.066
<b>62</b>	<b>FRANCISCO J. HIDALGO ALVAREZ</b>					ESP	1	2:18.077	48.120	1:08.543	21.414	251.7	2:18.077
	TACK BASOLI					KAWASAKI	2	2:01.243	34.414	1:05.662	21.167	254.7	4:19.320
							3	2:20.616	35.963	1:20.949	23.704	211.8	6:39.936
							4	2:05.440	35.806	1:07.987	21.647	249.4	8:45.376
							5	2:00.894	34.413	1:05.397	<b>21.084</b>	255.3	10:46.270
							6	2:06.607	35.070	1:09.531	22.006	239.5	12:52.877
							7	<b>2:00.843</b>	34.380	<b>1:05.230</b>	21.233	253.5	14:53.720
							8	2:18.699 B	36.386	1:10.444	31.869	231.8	17:12.419
							9	5:00.291	3:23.864	1:12.830	23.597	208.1	22:12.710
							10	2:02.425	<b>34.180</b>	1:06.420	21.825	254.1	24:15.135
							11	2:01.071	34.437	1:05.310	21.324	252.9	26:16.206
<b>63</b>	<b>FERNANDO MIRON GARCIA</b>					ESP	1	2:24.285	51.736	1:10.307	22.242	244.9	2:24.285
	TECNIBIKER MOTOSPORT					YAMAHA	2	2:04.909	36.004	1:07.462	21.443	257.1	4:29.194
							3	2:02.649	35.054	1:06.223	21.372	254.1	6:31.843
							4	2:03.449	34.880	1:07.017	21.552	253.5	8:35.292
<b>57</b>	<b>SERGIO D. PASTRANA RECAMALES</b>					ESP	1	2:20.787	48.300	1:10.653	21.834	256.5	2:20.787
	AUTOS ARROYO PASTRANA RACING					YAMAHA	2	2:04.038	35.357	1:07.404	21.277	253.5	4:24.825
							3	2:01.630	34.497	1:05.861	21.272	254.7	6:26.455
							4	2:00.950	34.294	1:05.465	21.191	255.9	8:27.405
							5	2:09.258 B	34.215	1:06.670	28.373	250.6	10:36.663
							6	6:39.674	5:04.662	1:12.738	22.274	216.0	17:16.337
							7	2:00.500	34.215	1:05.377	<b>20.908</b>	255.3	19:16.837
							8	<b>2:00.165</b>	<b>33.970</b>	<b>1:05.162</b>	21.033	251.2	21:17.002
							9	2:00.814	34.263	1:05.307	21.244	250.6	23:17.816
							10	2:52.549	38.309	1:46.704	27.536	154.7	26:10.365



## SUPERSTOCK / OPEN600

### RFME CAMPEONATO DE ESPAÑA DE VELOCIDAD

#### Entrenamiento Cronometrado 1

#### Vuelta a vuelta

Mejor Personal Mejor de la sesión B Cruzando la línea de meta por el pit lane.

Vlt.	Tiempo	Sector 1	Sector 2	Sector 3	Km/h	T. Sesión
5	2:10.359 B	34.762	1:07.234	28.363	251.7	10:45.651
6	4:46.681	3:17.022	1:08.055	21.604	251.2	15:32.332
7	2:02.836	34.967	1:06.250	21.619	254.1	17:35.168
8	2:05.320	35.692	1:08.050	21.578	251.2	19:40.488
9	2:02.551	34.768	1:06.291	21.492	250.6	21:43.039
10	2:03.028	34.803	1:06.653	21.572	252.9	23:46.067
11	2:02.543	35.458	1:05.765	21.320	254.1	25:48.610

69 HUGO ABADIE							FRA
AUTOS ARROYO PASTRANA RACING							YAMAHA
1	2:19.747	49.131	1:09.347	21.269	254.7	2:19.747	
2	2:02.105	35.701	1:05.449	20.955	255.3	4:21.852	
3	1:59.717	34.137	1:04.701	20.879	255.3	6:21.569	
4	1:59.750	34.232	1:04.711	20.807	255.3	8:21.319	
5	2:18.559 B	39.612	1:11.247	27.700	246.0	10:39.878	

71 MIQUEL PONS PAYERAS							ESP
TEAM NOBBY H43							KAWASAKI
1	2:45.798	1:16.392	1:08.108	21.298	252.3	2:45.798	
2	1:59.411	33.875	1:04.534	21.002	253.5	4:45.209	
3	1:58.967	33.680	1:04.401	20.886	253.5	6:44.176	
4	1:59.482	33.820	1:04.781	20.881	252.9	8:43.658	
5	1:58.623	33.619	1:04.160	20.844	254.1	10:42.281	
6	1:58.790	33.636	1:04.214	20.940	252.3	12:41.071	
7	1:58.062	33.571	1:03.604	20.887	254.1	14:39.133	
8	1:58.581	33.488	1:04.059	21.034	259.0	16:37.714	
9	1:58.611	33.667	1:04.026	20.918	255.3	18:36.325	
10	1:58.632	33.425	1:04.221	20.986	251.7	20:34.957	
11	1:58.663	33.635	1:04.265	20.763	252.9	22:33.620	
12	1:58.027	33.404	1:03.791	20.832	254.1	24:31.647	
13	2:01.022	33.402	1:06.749	20.871	254.1	26:32.669	

73 MANUEL TOIMIL BECEIRO							ESP
MIVIM RACING							YAMAHA
1	2:28.967	52.839	1:13.527	22.601	245.5	2:28.967	
2	2:11.276	36.735	1:11.468	23.073	242.7	4:40.243	
3	2:10.737	36.586	1:11.078	23.073	239.5	6:50.980	
4	2:10.467	37.084	1:10.636	22.747	243.8	9:01.447	
5	2:09.848	36.670	1:10.505	22.673	242.7	11:11.295	
6	2:13.215	36.825	1:12.689	23.701	238.4	13:24.510	
7	2:45.644 B	37.614	1:36.230	31.800	237.9	16:10.154	
8	3:22.137	1:46.742	1:12.235	23.160	239.5	19:32.291	
9	2:11.988	37.047	1:12.256	22.685	242.7	21:44.279	
10	2:32.396	57.810	1:11.194	23.392	242.2	24:16.675	
11	2:14.399	38.250	1:12.520	23.629	243.2	26:31.074	

74 FERRAN CASAS PENDON							ESP
TEAM TORRENTÓ							YAMAHA
1	2:10.348	42.611	1:06.299	21.438	252.3	2:10.348	
2	1:58.462	33.593	1:03.961	20.908	252.9	4:08.810	
3	2:00.179	33.389	1:06.019	20.771	255.3	6:08.989	
4	1:57.953	33.351	1:03.791	20.811	254.1	8:06.942	
5	1:58.661	33.107	1:04.694	20.860	254.1	10:05.603	
6	1:57.707	33.313	1:03.563	20.831	254.7	12:03.310	
7	2:06.496 B	33.477	1:05.282	27.737	251.2	14:09.806	
8	5:05.570	3:37.462	1:07.269	20.839	255.9	19:15.376	

Vlt.	Tiempo	Sector 1	Sector 2	Sector 3	Km/h	T. Sesión
9	1:57.374	33.266	1:03.475	20.633	256.5	21:12.750
10	1:57.723	33.199	1:03.702	20.822	259.0	23:10.473
11	1:56.829	33.132	1:03.168	20.529	256.5	25:07.302

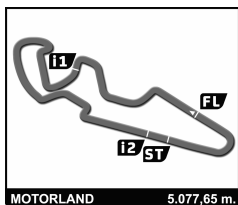
76 DIEGO PEREZ ZUASTI							ESP
MDR COMPETICION							YAMAHA
1	2:55.037	1:26.855	1:06.804	21.378	246.6	2:55.037	
2	1:59.684	33.803	1:04.847	21.034	248.8	4:54.721	
3	2:00.228	33.942	1:05.073	21.213	248.8	6:54.949	
4	2:08.826 B	34.460	1:05.542	28.824	251.2	9:03.775	
5	6:31.287	5:01.718	1:08.301	21.268	248.3	15:35.062	
6	1:59.251	33.686	1:04.568	20.997	248.3	17:34.313	
7	1:59.979	34.566	1:04.369	21.044	250.6	19:34.292	
8	2:02.217	35.178	1:05.778	21.261	244.9	21:36.509	
9	1:59.661	33.780	1:04.698	21.183	247.1	23:36.170	
10	1:59.068	33.617	1:04.348	21.103	249.4	25:35.238	

77 DIEGO CARBO ESCRIBA							ESP
STRATOS							YAMAHA
1	2:22.673	50.592	1:10.554	21.527	254.1	2:22.673	
2	2:02.367	34.659	1:06.449	21.259	259.6	4:25.040	
3	2:01.818	34.643	1:06.060	21.115	257.1	6:26.858	
4	2:00.869	34.286	1:05.287	21.296	262.1	8:27.727	
5	2:10.866 B	34.560	1:06.576	29.730	255.9	10:38.593	
6	5:12.138	3:44.160	1:06.584	21.394	251.2	15:50.731	
7	2:00.857	34.303	1:05.212	21.342	258.4	17:51.588	
8	2:00.509	34.179	1:05.114	21.216	254.7	19:52.097	
9	2:01.934	33.940	1:06.571	21.423	250.0	21:54.031	
10	2:00.828	34.414	1:05.102	21.312	252.3	23:54.859	
11	2:01.230	34.566	1:05.536	21.128	253.5	25:56.089	

79 AITOR GARCIA CARRERO							ESP
DOSANMOTOR PRORACING							YAMAHA
1	2:27.538	57.311	1:08.967	21.260	254.7	2:27.538	
2	2:01.374	34.259	1:06.084	21.031	263.4	4:28.912	
3	1:59.992	34.001	1:04.907	21.084	256.5	6:28.904	
4	2:35.528 B	34.446	1:30.152	30.930	194.6	9:04.432	
5	7:04.992	5:38.122	1:05.744	21.126	253.5	16:09.424	
6	1:59.778	34.094	1:04.623	21.061	253.5	18:09.202	
7	1:59.904	33.973	1:04.655	21.276	253.5	20:09.106	
8	1:59.197	33.743	1:04.383	21.071	252.3	22:08.303	
9	2:05.074	33.786	1:10.120	21.168	256.5	24:13.377	
10	1:58.808	33.794	1:03.991	21.023	256.5	26:12.185	

80 FELIX PERIANE JIMENEZ							ESP
TEAM PERIANE							HONDA
1	2:47.985	1:16.331	1:09.968	21.686	248.8	2:47.985	
2	2:04.087	35.331	1:07.335	21.421	251.2	4:52.072	
3	2:03.492	35.081	1:07.217	21.194	251.7	6:55.564	
4	2:14.062 B	34.879	1:09.517	29.666	251.2	9:09.626	
5	4:05.984	2:36.895	1:07.720	21.369	247.7	13:15.610	
6	2:03.396	35.068	1:07.072	21.256	250.6	15:19.006	
7	2:12.098	35.036	1:15.824	21.238	250.6	17:31.104	
8	2:02.458	34.876	1:06.506	21.076	250.6	19:33.562	
9	2:27.248 B	35.705	1:23.786	27.757	250.6	22:00.810	
10	4:10.702	2:41.815	1:07.423	21.464	247.1	26:11.512	





## SUPERSTOCK / OPEN600

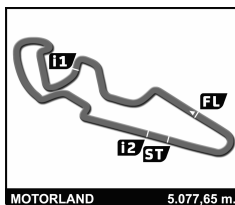
### RFME CAMPEONATO DE ESPAÑA DE VELOCIDAD

#### Entrenamiento Cronometrado 1

#### Vuelta a vuelta

■ Mejor Personal ■ Mejor de la sesión B Cruzando la línea de meta por el pit lane.

Vlt.	Tiempo	Sector 1	Sector 2	Sector 3	Km/h	T. Sesión	Vlt.	Tiempo	Sector 1	Sector 2	Sector 3	Km/h	T. Sesión		
<b>81</b>	PAU TORTOSA NAVALON	ESP						<b>91</b>	ALEXIS AULESTIA DALMASES	ESP					
	FAU55RACING	YAMAHA							TEAM TORRENTÓ	YAMAHA					
1	2:32.052	50.493	1:20.060	21.499	252.3	2:32.052	1	2:14.215	45.294	1:07.909	21.012	254.7	2:14.215		
2	2:01.614	34.415	1:06.024	21.175	256.5	4:33.666	2	1:59.523	33.951	1:04.850	20.722	254.7	4:13.738		
3	2:00.121	33.945	1:05.126	21.050	258.4	6:33.787	3	1:59.779	34.118	1:04.819	20.842	255.9	6:13.517		
4	2:09.021 B	34.372	1:05.971	28.678	254.7	8:42.808	4	1:58.995	33.699	1:04.477	20.819	254.1	8:12.512		
5	4:39.819	2:57.391	1:21.261	21.167	259.0	13:22.627	5	2:06.889 B	33.842	1:05.830	27.217	252.3	10:19.401		
6	<b>1:59.269</b>	33.859	<b>1:04.592</b>	20.818	257.8	15:21.896	6	6:10.452	4:41.771	1:07.442	21.239	251.2	16:29.853		
7	2:00.033	33.919	1:05.295	20.819	255.9	17:21.929	7	2:00.257	34.244	1:05.208	20.805	251.2	18:30.110		
8	1:59.893	34.223	1:04.875	<b>20.795</b>	255.3	19:21.822	8	1:59.913	33.702	1:05.343	20.868	250.6	20:30.023		
9	2:24.499	40.622	1:22.763	21.114	254.7	21:46.321	9	1:58.885	33.838	1:04.187	20.860	250.6	22:28.908		
10	2:00.262	<b>33.835</b>	1:05.556	20.871	256.5	23:46.583	10	<b>1:58.537</b>	<b>33.696</b>	<b>1:04.122</b>	<b>20.719</b>	252.9	24:27.445		
11	2:20.441	34.213	1:24.692	21.536	252.9	26:07.024									
<b>82</b>	ELENA ROSELL ARAGON	ESP						<b>93</b>	ALEXANDRE BISPO	FRA					
	KAWASAKI PALMETO PL RACING TEAM	KAWASAKI							EXPRESSO RACING	YAMAHA					
1	2:36.534	52.229	1:22.563	21.742	247.1	2:36.534	1	3:59.584	2:18.099	1:16.672	24.813	206.9	3:59.584		
2	1:58.763	33.863	1:04.245	20.655	259.6	4:35.297	2	2:16.232	39.490	1:13.686	23.056	234.3	6:15.816		
3	1:58.052	<b>33.428</b>	1:04.002	20.622	260.9	6:33.349	3	<b>2:13.145</b>	<b>37.859</b>	<b>1:11.981</b>	23.305	242.2	8:28.961		
4	2:21.830 B	46.971	1:06.782	28.077	257.8	8:55.179	4	2:14.618	38.461	1:12.698	23.459	242.7	10:43.579		
5	4:26.478	2:58.937	1:06.627	20.914	256.5	13:21.657	5	2:13.946	38.205	1:12.804	<b>22.937</b>	240.0	12:57.525		
6	<b>1:57.790</b>	33.549	<b>1:03.712</b>	<b>20.529</b>	260.9	15:19.447	6	2:17.424	38.086	1:16.180	23.158	234.8	15:14.949		
7	2:10.608	43.750	1:05.495	21.363	259.6	17:30.055	7	2:15.740	38.127	1:13.841	23.772	238.4	17:30.689		
8	1:58.269	33.467	1:04.152	20.650	259.6	19:28.324	8	2:14.341	38.230	1:12.680	23.431	241.6	19:45.030		
9	1:58.063	33.478	1:03.745	20.840	255.9	21:26.387	9	2:14.544	38.529	1:12.362	23.653	237.4	21:59.574		
10	2:33.755 B	47.250	1:11.940	34.565	161.2	24:00.142	10	2:16.003	38.408	1:13.718	23.877	230.3	24:15.577		
							11	2:15.040	38.517	1:12.923	23.600	237.4	26:30.617		
<b>85</b>	PEDRO NUNO ROMERO	POR						<b>94</b>	CORANTIN PEROLARI	FRA					
	TEAM TARGET / FMP / UNIXIRA	YAMAHA							MRS	YAMAHA					
1	2:27.580	59.373	1:07.060	21.147	258.4	2:27.580	1	2:10.273	43.800	1:05.413	21.060	255.3	2:10.273		
2	2:00.158	33.600	1:05.805	20.753	258.4	4:27.738	2	1:59.395	33.060	1:04.857	21.478	245.5	4:09.668		
3	1:58.144	33.325	1:04.129	20.690	259.0	6:25.882	3	<b>1:57.630</b>	33.104	<b>1:03.823</b>	20.703	252.9	6:07.298		
4	1:57.929	33.272	1:03.714	20.943	257.1	8:23.811	4	2:02.790	33.228	1:08.826	20.736	252.9	8:10.088		
5	1:58.336	33.377	1:04.306	<b>20.653</b>	257.8	10:22.147	5	1:57.684	33.149	1:03.871	20.664	254.7	10:07.772		
6	1:58.006	33.405	1:03.841	20.760	257.1	12:20.153	6	2:08.400 B	34.283	1:07.197	26.920	251.7	12:16.172		
7	2:08.380 B	35.889	1:06.319	26.172	254.7	14:28.533	7	7:32.479	6:03.412	1:08.612	<b>20.455</b>	259.0	19:48.651		
8	7:49.952	6:24.882	1:04.374	20.696	254.7	22:18.485	8	1:58.697	<b>32.717</b>	1:05.361	20.619	250.6	21:47.348		
9	<b>1:57.075</b>	<b>33.087</b>	<b>1:03.300</b>	20.688	259.6	24:15.560	9	2:15.343	32.980	1:12.141	30.222	132.5	24:02.691		
10	1:57.682	33.448	1:03.468	20.766	259.0	26:13.242									
<b>89</b>	CHRISTIAN PALOMARES VILAR	ESP						<b>95</b>	MIGUEL GARCIA GUTIERREZ	ESP					
	AUTOS ARROYO PASTRANA RACING	YAMAHA							JGC TEAM	YAMAHA					
1	2:39.479	49.236	1:28.870	21.373	246.0	2:39.479	1	2:44.176	1:12.974	1:09.242	21.960	246.6	2:44.176		
2	1:58.321	33.479	1:04.102	20.740	253.5	4:37.800	2	2:03.635	35.243	1:06.879	21.513	246.6	4:47.811		
3	1:58.038	33.299	1:04.037	20.702	255.3	6:35.838	3	2:08.812 B	34.657	1:06.783	27.372	247.7	6:56.623		
4	2:27.994 B	33.381	1:15.997	38.616	141.4	9:03.832	4	4:50.513	3:21.185	1:07.678	21.650	243.8	11:47.136		
5	5:04.127	3:24.597	1:18.401	21.129	248.3	14:07.959	5	2:02.455	35.062	1:05.878	21.515	244.9	13:49.591		
6	1:57.978	33.557	1:03.716	20.705	254.7	16:05.937	6	2:01.301	34.447	<b>1:05.573</b>	<b>21.281</b>	250.0	15:50.892		
7	2:07.674	33.372	1:10.175	24.127	197.8	18:13.611	7	2:16.691	42.162	1:13.077	21.452	244.9	18:07.583		
8	1:57.994	33.602	1:03.658	20.734	252.3	20:11.605	8	2:23.972	54.078	1:08.491	21.403	244.9	20:31.555		
9	<b>1:57.661</b>	33.432	<b>1:03.562</b>	<b>20.667</b>	254.1	22:09.266	9	<b>2:01.180</b>	<b>34.228</b>	1:05.634	21.318	246.0	22:32.735		
10	2:22.036 B	<b>33.199</b>	1:08.191	40.646	191.5	24:31.302	10	2:02.019	34.869	1:05.819	21.331	247.1	24:34.754		
							11	2:01.430	34.326	1:05.720	21.384	247.1	26:36.184		
<b>96</b>	GEORG PEDER HOLTNER-HOVIND	NOR						<b>96</b>	GEORG PEDER HOLTNER-HOVIND	NOR					
	TEAM NOBBY H43 BLUMAQ	KAWASAKI							TEAM NOBBY H43 BLUMAQ	KAWASAKI					



## SUPERSTOCK / OPEN600

### RFME CAMPEONATO DE ESPAÑA DE VELOCIDAD

#### Entrenamiento Cronometrado 1

Vuelta a vuelta

■ Mejor Personal ■ Mejor de la sesión B Cruzando la línea de meta por el pit lane.

Vlt.	Tiempo	Sector 1	Sector 2	Sector 3	Km/h	T. Sesión	Vlt.	Tiempo	Sector 1	Sector 2	Sector 3	Km/h	T. Sesión
1	2:47.561	1:17.549	1:08.762	21.250	254.1	2:47.561							
2	2:02.749	34.588	1:06.897	21.264	254.1	4:50.310							
3	2:01.388	34.403	1:05.979	21.006	254.7	6:51.698							
4	2:03.034	36.197	1:05.765	21.072	254.7	8:54.732							
5	2:01.621	34.606	1:05.762	21.253	253.5	10:56.353							
6	2:01.272	34.605	1:05.500	21.167	252.3	12:57.625							
7	2:01.105	34.364	1:05.539	21.202	253.5	14:58.730							
8	2:12.459 B	34.463	1:06.298	31.698	250.6	17:11.189							
9	4:19.649	2:52.901	1:05.673	21.075	251.7	21:30.838							
10	<b>2:00.373</b>	34.314	<b>1:04.991</b>	21.068	252.9	23:31.211							
11	2:00.375	<b>34.158</b>	1:05.228	<b>20.989</b>	252.9	25:31.586							

97		ALEXANDRE SIREROL MAYOR					ESP
		MSTEAM					KAWASAKI
1	2:11.774	43.273	1:07.062	21.439	251.7	2:11.774	
2	2:00.932	34.300	1:05.395	21.237	254.1	4:12.706	
3	2:00.897	34.141	1:05.381	21.375	252.3	6:13.603	
4	2:00.163	34.172	1:04.752	21.239	255.9	8:13.766	
5	2:10.646 B	35.254	1:06.901	28.491	253.5	10:24.412	
6	4:51.696	3:24.703	1:05.729	21.264	252.3	15:16.108	
7	1:59.647	34.069	1:04.531	21.047	253.5	17:15.755	
8	2:00.068	33.913	1:05.287	<b>20.868</b>	259.0	19:15.823	
9	<b>1:58.843</b>	<b>33.629</b>	<b>1:04.158</b>	21.056	253.5	21:14.666	
10	1:59.163	33.664	1:04.366	21.133	253.5	23:13.829	
11	2:02.355	34.814	1:06.197	21.344	252.9	25:16.184	