

SUPERSTOCK / OPEN1000

RFME CAMPEONATO DE ESPAÑA DE VELOCIDAD

Carrera 2 (13 Vueltas, 66,0 km.)

Clasificación

Piloto	Nac	Equipo	Moto	Neumaticos	Vlts.	Tiempo	Dif.	Km/h	Mejor Vuelta				
									Vlt.	Tiempo	Km/h		
1	5 XAVIER DEL AMOR CUETO	ESP	GRAPHBIKES EASYRACE SBK TEAM	BMW MOTORRAD	DUNLOP	Stck	13	24:55.069	-	158.9	10	1:54.039	160.3
2	17 ANGEL RODRIGUEZ CAMPILLO	ESP	KAWASAKI PALMETO PLRACING	KAWASAKI	MICHELIN	Stck	13	24:56.041	+0.972	158.8	3	1:54.413	159.7
3	55 ALEJANDRO MEDINA MAYO	ESP	TEAM CARDOSO SCHOOL - STRATOS	YAMAHA	BRIGESTONE	Stck	13	25:00.013	+4.944	158.4	3	1:54.562	159.5
4	99 PEDRO RODRIGUEZ GONZALEZ	ESP	PRO ELIT DR7	BMW MOTORRAD	PIRELLI	Stck	13	25:15.521	+20.452	156.8	4	1:55.245	158.6
5	10 ENRIQUE FERRER CASTELLO	ESP	EMS COMPETICIÓN	KAWASAKI	DUNLOP	Stck	13	25:16.130	+21.061	156.7	4	1:55.114	158.8
6	22 JON PURROY PEREZ	ESP	SUPERCHARGER TEAM	BMW MOTORRAD	DUNLOP	Oper	13	25:28.871	+33.802	155.4	13	1:56.534	156.8
7	96 PACO MORALES AIBAR	ESP		KAWASAKI	MICHELIN	Oper	13	25:29.279	+34.210	155.4	13	1:56.741	156.6
8	15 MATHIEU DUMAS	FRA	TEAM MRS	YAMAHA	PIRELLI	Stck	13	25:34.781	+39.712	154.8	2	1:57.177	156.0
9	65 MARTIN M. SOLORZA PARADA	ARG	GV RACING	KAWASAKI	PIRELLI	Stck	13	25:41.380	+46.311	154.1	2	1:57.085	156.1
10	18 LUCAS DE ULACIA DE LA SOTILLA	ESP	KAWASAKI PALMETO PLRACING	KAWASAKI	MICHELIN	Stck	13	25:41.453	+46.384	154.1	4	1:57.323	155.8
11	11 ALEJANDRO RUBIO GARCIA	ESP	FR MOTO TEAM	YAMAHA	DUNLOP	Oper	13	25:46.508	+51.439	153.6	12	1:57.838	155.1
12	8 SERGII GRYGOROVYCH	UKR	MDR COSSACK TEAM	BMW MOTORRAD	PIRELLI	Oper	13	26:04.803	+1:09.734	151.8	5	1:58.910	153.7
13	74 BENJAMIN MICHEL DANSAC	FRA	JEG RACING BMD	YAMAHA	PIRELLI	Oper	13	26:06.801	+1:11.732	151.6	10	1:59.557	152.9
14	47 DAVID ROY SLADER	ESP	CRT RACING	KAWASAKI		Oper	13	26:07.246	+1:12.177	151.6	3	1:58.824	153.8
15	88 JOAN SARDANYONS COLOMINA	ESP	PROELIT DR7 RACING TEAM	BMW MOTORRAD	PIRELLI	Oper	13	26:30.342	+1:35.273	149.4	2	1:58.142	154.7
16	89 JUAN LUIS ORTIZ TORRES	ESP	SRTEAM	YAMAHA	DUNLOP	Oper	11	26:51.250	2 Laps	124.8	4	2:04.237	147.1

No clasificados:

9 ANDRES CUESTA CHARLEZ	ESP	SUPERCHARGER TEAM	BMW MOTORRAD	DUNLOP	Oper	12	23:43.107			2	1:57.552	155.5
91 MARC LOPEZ MUÑOZ	ESP	D.C.R RACING SERVICE	YAMAHA	PIRELLI	Oper	12	23:43.634			3	1:57.633	155.4
20 DAVID MCFADDEN	RSA	TACK BASOLI	KAWASAKI	MICHELIN	Stck	9	17:23.107			5	1:54.978	159.0
58 RICARDO SASETA SOLER	ESP	MCS RACING	SUZUKI	PIRELLI	Stck	9	17:38.257			4	1:55.702	158.0
3 FABRIZIO PEROTTI	ITA	TEAM SPEED RACING	KAWASAKI	DUNLOP	Stck	9	18:40.502			3	1:54.618	159.5
90 FRANCISCO JAVIER ALVIZ GOMEZ	ESP	TEAM SPEED RACING	KAWASAKI	DUNLOP	Stck	8	15:55.796			3	1:54.759	159.3
86 IBON MELENDEZ GUTIERREZ	ESP	MELENTINIK RACING	DUCATI	DUNLOP	Stck	6	12:37.241			3	2:02.301	149.4
26 JAVIER PASCUAL MORENO	ESP	FLAT OUT	KAWASAKI	PIRELLI	Stck	4	8:28.842			2	2:01.638	150.3
52 JUAN MANUEL SOLORZA PARADA	ARG	GV RACING	KAWASAKI	PIRELLI	Stck	3	5:49.506			3	1:54.656	159.4

No salidos

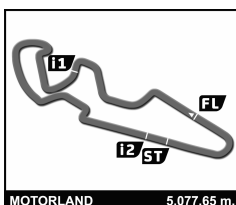
95 CHRISTOPHE PONSSON	FRA	GIL MOTOR SPORT		PIRELLI	Stck								
-----------------------	-----	-----------------	--	---------	------	--	--	--	--	--	--	--	--

Pole		X. DEL AMOR CUETO	1:54.038	160.3 Kph	
Vuelta Rápida		Vlt. 10	XAVIER DEL AMOR CUETO	1:54.039	160.3 Kph

Hora de publicación:

Estado de pista: **SECO**

Director de carrera:	Cronometrador:
----------------------	----------------



SUPERSTOCK / OPEN1000

RFME CAMPEONATO DE ESPAÑA DE VELOCIDAD

Carrera 2

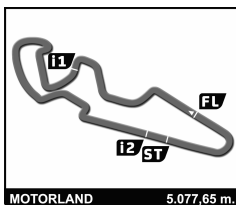
Clasificación por clase

Nº	Piloto	Nac	Equipo	Moto	Vlts.	Tiempo	Diff.	Km/h	Mejor Vuelta		
									Vlt.	Tiempo	Km/h
Open											
1	22 JON PURROY PEREZ	ESP	SUPERCHARGER TEAM	BMW MOTORRAD	13	25:28.871		155.4	13	1:56.534	156.8
2	96 PACO MORALES AIBAR	ESP		KAWASAKI	13	25:29.279	+0.408	155.4	13	1:56.741	156.6
3	11 ALEJANDRO RUBIO GARCIA	ESP	FR MOTO TEAM	YAMAHA	13	25:46.508	+17.637	153.6	12	1:57.838	155.1
4	8 SERGII GRYGOROVYCH	UKR	MDR COSSACK TEAM	BMW MOTORRAD	13	26:04.803	+35.932	151.8	5	1:58.910	153.7
5	74 BENJAMIN MICHEL DANSAC	FRA	JEG RACING BMD	YAMAHA	13	26:06.801	+37.930	151.6	10	1:59.557	152.9
6	47 DAVID ROY SLADER	ESP	CRT RACING	KAWASAKI	13	26:07.246	+38.375	151.6	3	1:58.824	153.8
7	88 JOAN SARDANYONS COLOMINA	ESP	PROELIT DR7 RACING TEAM	BMW MOTORRAD	13	26:30.342	+101.471	149.4	2	1:58.142	154.7
8	89 JUAN LUIS ORTIZ TORRES	ESP	SRTEAM	YAMAHA	11	26:51.250	2 Laps	124.8	4	2:04.237	147.1
No clasificados:											
	9 ANDRES CUESTA CHARLEZ	ESP	SUPERCHARGER TEAM	BMW MOTORRAD	12	23:43.107	1 Laps	154.1	2	1:57.552	155.5
	91 MARC LOPEZ MUÑOZ	ESP	D.C.R RACING SERVICE	YAMAHA	12	23:43.634	1 Laps	154.1	3	1:57.633	155.4
Stck											
1	5 XAVIER DEL AMOR CUETO	ESP	GRAPHBIKES EASYRACE SBK TEAM	BMW MOTORRAD	13	24:55.069		158.9	10	1:54.039	160.3
2	17 ANGEL RODRIGUEZ CAMPILLO	ESP	KAWASAKI PALMETO PLRACING	KAWASAKI	13	24:56.041	+0.972	158.8	3	1:54.413	159.7
3	55 ALEJANDRO MEDINA MAYO	ESP	TEAM CARDOSO SCHOOL - STRATOS	YAMAHA	13	25:00.013	+4.944	158.4	3	1:54.562	159.5
4	99 PEDRO RODRIGUEZ GONZALEZ	ESP	PRO ELIT DR7	BMW MOTORRAD	13	25:15.521	+20.452	156.8	4	1:55.245	158.6
5	10 ENRIQUE FERRER CASTELLO	ESP	EMS COMPETICIÓN	KAWASAKI	13	25:16.130	+21.061	156.7	4	1:55.114	158.8
6	15 MATHIEU DUMAS	FRA	TEAM MRS	YAMAHA	13	25:34.781	+39.712	154.8	2	1:57.177	156.0
7	65 MARTIN M. SOLORZA PARADA	ARG	GV RACING	KAWASAKI	13	25:41.380	+46.311	154.1	2	1:57.085	156.1
8	18 LUCAS DE ULACIA DE LA SOTILLA	ESP	KAWASAKI PALMETO PLRACING	KAWASAKI	13	25:41.453	+46.384	154.1	4	1:57.323	155.8
No clasificados:											
	20 DAVID MCFADDEN	RSA	TACK BASOLI	KAWASAKI	9	17:23.107	4 Laps	157.7	5	1:54.978	159.0
	58 RICARDO SASETA SOLER	ESP	MCS RACING	SUZUKI	9	17:38.257	4 Laps	155.4	4	1:55.702	158.0
	3 FABRIZIO PEROTTI	ITA	TEAM SPEED RACING	KAWASAKI	9	18:40.502	4 Laps	146.8	3	1:54.618	159.5
	90 FRANCISCO JAVIER ALVIZ GOMEZ	ESP	TEAM SPEED RACING	KAWASAKI	8	15:55.796	5 Laps	153.0	3	1:54.759	159.3
	86 IBON MELENDEZ GUTIERREZ	ESP	MELENTINIK RACING	DUCATI	6	12:37.241	7 Laps	144.8	3	2:02.301	149.4
	26 JAVIER PASCUAL MORENO	ESP	FLAT OUT	KAWASAKI	4	8:28.842	9 Laps	143.7	2	2:01.638	150.3
	52 JUAN MANUEL SOLORZA PARADA	ARG	GV RACING	KAWASAKI	3	5:49.506	10 Laps	156.9	3	1:54.656	159.4
No salidos											
	95 CHRISTOPHE PONSSON	FRA	GIL MOTOR SPORT					13 Laps	0.0		

Hora publicación:

Estado de pista: **SECO**

Director de carrera:	Cronometrador:
----------------------	----------------



SUPERSTOCK / OPEN1000

RFME CAMPEONATO DE ESPAÑA DE VELOCIDAD

Carrera 2

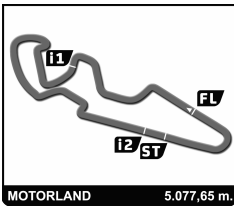
Clasificación por grupo

Nº	Piloto	Nac	Equipo	Moto	Vlts.	Tiempo	Diff.	Km/h	Mejor Vuelta		
									Vlt.	Tiempo	Km/h
Master											
1	5 XAVIER DEL AMOR CUETO	ESP	GRAPHBIKES EASYRACE SBK TEAM	BMW MOTORRAD	13	24:55.069		158.9	10	1:54.039	160.3
2	22 JON PURROY PEREZ	ESP	SUPERCHARGER TEAM	BMW MOTORRAD	13	25:28.871	+33.802	155.4	13	1:56.534	156.8
3	8 SERGII GRYGOROVYCH	UKR	MDR COSSACK TEAM	BMW MOTORRAD	13	26:04.803	+1'09.734	151.8	5	1:58.910	153.7
4	74 BENJAMIN MICHEL DANSAC	FRA	JEG RACING BMD	YAMAHA	13	26:06.801	+1'11.732	151.6	10	1:59.557	152.9
5	47 DAVID ROY SLADER	ESP	CRT RACING	KAWASAKI	13	26:07.246	+1'12.177	151.6	3	1:58.824	153.8
6	88 JOAN SARDANYONS COLOMINA	ESP	PROELIT DR7 RACING TEAM	BMW MOTORRAD	13	26:30.342	+1'35.273	149.4	2	1:58.142	154.7
No clasificados:											
	86 IBON MELENDEZ GUTIERREZ	ESP	MELENTINIK RACING	DUCATI	6	12:37.241	7 Laps	144.8	3	2:02.301	149.4
	26 JAVIER PASCUAL MORENO	ESP	FLAT OUT	KAWASAKI	4	8:28.842	9 Laps	143.7	2	2:01.638	150.3
Sub23											
1	55 ALEJANDRO MEDINA MAYO	ESP	TEAM CARDOSO SCHOOL - STRATOS	YAMAHA	13	25:00.013		158.4	3	1:54.562	159.5
2	99 PEDRO RODRIGUEZ GONZALEZ	ESP	PRO ELIT DR7	BMW MOTORRAD	13	25:15.521	+15.508	156.8	4	1:55.245	158.6
3	18 LUCAS DE ULACIA DE LA SOTILLA	ESP	KAWASAKI PALMETO PLRACING	KAWASAKI	13	25:41.453	+41.440	154.1	4	1:57.323	155.8
No salidos											
	95 CHRISTOPHE PONSSON	FRA	GIL MOTOR SPORT					13 Laps	0.0		

Hora publicación:

Estado de pista: **SECO**

Director de carrera:	Cronometrador:



SUPERSTOCK / OPEN1000

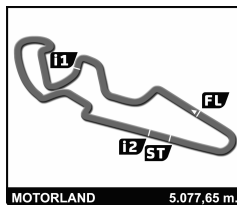
RFME CAMPEONATO DE ESPAÑA DE VELOCIDAD

Carrera 2

Planing

VUELTA

Nº	Pos	Grid	1	2	3	4	5	6	7	8	9	10	11	12	13
5	1	5	90	17	17	17	17	17	17	17	5	5	5	5	5
10	2	10	17	55	55	5	5	5	5	5	17	17	17	17	17
17	3	17	55	5	5	55	55	55	55	55	55	55	55	55	55
90	4	90	5	3	3	3	3	3	3	3	20	99	99	99	99
52	5	52	20	90	90	90	90	90	20	20	99	10	10	10	10
3	6	3	3	20	52	20	20	20	90	99	10	22	22	22	22
95	7	95	52	52	20	99	99	99	99	10	58	96	96	96	96
99	8	99	99	99	99	58	58	10	10	58	22	15	15	15	15
55	9	55	58	58	58	65	10	58	58	22	96	65	65	65	65
20	10	20	65	65	65	22	22	22	22	96	15	18	18	18	18
22	11	22	96	22	22	10	65	15	15	15	65	9	9	9	11
15	12	15	22	15	15	15	15	65	96	65	18	91	91	91	8
65	13	65	15	9	9	96	96	96	65	9	9	11	11	11	74
96	14	96	91	96	10	9	9	9	9	18	91	8	8	8	47
18	15	18	9	91	96	91	91	18	18	91	11	47	47	47	88
58	16	58	8	10	91	18	18	91	91	11	8	74	74	74	
9	17	9	18	18	18	11	11	11	11	90	47	88	88	88	
91	18	91	11	8	8	8	8	47	8	8	74	89	89		
88	19	88	88	88	11	47	47	8	47	47	88				
8	20	8	47	11	88	74	74	74	74	74	3				
47	21	47	10	47	47	88	86	88	88	88	89				
11	22	11	74	74	74	86	88	89	89	89					
74	23	74	26	26	26	89	89	86							
26	24	26	89	86	86	26									
89	25	89	86	89	89										
86	26	86													



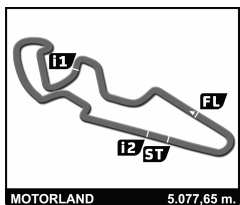
SUPERSTOCK / OPEN1000

RFME CAMPEONATO DE ESPAÑA DE VELOCIDAD

Carrera 2

Mejores tiempos de sector

SECTOR 1			SECTOR 2		SECTOR 3		Pos	Piloto	Vuelta Ideal	Mejor Vuelta
Pos	Piloto	Tiempo	Piloto	Tiempo	Piloto	Tiempo				
1	5 X.DEL AMOR CUETO	32.532	5 X.DEL AMOR CUETO	1:01.677	3 F.PEROTTI	19.532	1	5 X.DEL AMOR CUETO	1:53.853	1:54.039 (1)
2	55 A.MEDINA MAYO	32.566	A.RODRIGUEZ CAMPILLO	1:01.858	90 F.ALVIZ GOMEZ	19.556	2	17 A.RODRIGUEZ CAMPILLO	1:54.148	1:54.413 (2)
3	17 A.RODRIGUEZ CAMPILLO	32.594	20 D.MCFADDEN	1:02.042	99 P.RODRIGUEZ GONZALEZ	19.579	3	55 A.MEDINA MAYO	1:54.280	1:54.562 (3)
4	10 E.FERRER CASTELLO	32.807	55 A.MEDINA MAYO	1:02.045	5 X.DEL AMOR CUETO	19.644	4	3 F.PEROTTI	1:54.508	1:54.618 (4)
5	3 F.PEROTTI	32.895	52 J.SOLORZA PARADA	1:02.059	52 J.SOLORZA PARADA	19.646	5	52 J.SOLORZA PARADA	1:54.602	1:54.656 (5)
6	52 J.SOLORZA PARADA	32.897	3 F.PEROTTI	1:02.081	10 E.FERRER CASTELLO	19.661	6	90 F.ALVIZ GOMEZ	1:54.660	1:54.759 (6)
7	90 F.ALVIZ GOMEZ	32.938	90 F.ALVIZ GOMEZ	1:02.166	55 A.MEDINA MAYO	19.669	7	20 D.MCFADDEN	1:54.783	1:54.978 (7)
8	99 P.RODRIGUEZ GONZALEZ	33.006	99 P.RODRIGUEZ GONZALEZ	1:02.364	17 A.RODRIGUEZ CAMPILLO	19.696	8	99 P.RODRIGUEZ GONZALEZ	1:54.949	1:55.245 (9)
9	20 D.MCFADDEN	33.035	10 E.FERRER CASTELLO	1:02.506	20 D.MCFADDEN	19.706	9	10 E.FERRER CASTELLO	1:54.974	1:55.114 (8)
10	58 R.SASETA SOLER	33.040	58 R.SASETA SOLER	1:02.704	9 A.CUESTA CHARLEZ	19.874	10	58 R.SASETA SOLER	1:55.702	1:55.702 (10)
11	22 J.PURROY PEREZ	33.258	22 J.PURROY PEREZ	1:03.037	18 L.DE ULACIA DE LA SOTILLA	19.882	11	22 J.PURROY PEREZ	1:56.281	1:56.534 (11)
12	65 M.SOLORZA PARADA	33.402	96 P.MORALES AIBAR	1:03.114	58 R.SASETA SOLER	19.958	12	96 P.MORALES AIBAR	1:56.547	1:56.741 (12)
13	96 P.MORALES AIBAR	33.411	15 M.DUMAS	1:03.132	65 M.SOLORZA PARADA	19.977	13	65 M.SOLORZA PARADA	1:56.776	1:57.085 (13)
14	18 L.DE ULACIA DE LA SOTILLA	33.546	65 M.SOLORZA PARADA	1:03.397	22 J.PURROY PEREZ	19.986	14	15 M.DUMAS	1:56.814	1:57.177 (14)
15	15 M.DUMAS	33.558	11 A.RUBIO GARCIA	1:03.594	96 P.MORALES AIBAR	20.022	15	18 L.DE ULACIA DE LA SOTILLA	1:57.100	1:57.323 (15)
16	9 A.CUESTA CHARLEZ	33.565	18 L.DE ULACIA DE LA SOTILLA	1:03.672	15 M.DUMAS	20.124	16	9 A.CUESTA CHARLEZ	1:57.233	1:57.552 (16)
17	91 M.LOPEZ MUÑOZ	33.605	9 A.CUESTA CHARLEZ	1:03.794	91 M.LOPEZ MUÑOZ	20.140	17	11 A.RUBIO GARCIA	1:57.453	1:57.838 (18)
18	11 A.RUBIO GARCIA	33.693	91 M.LOPEZ MUÑOZ	1:03.856	11 A.RUBIO GARCIA	20.166	18	91 M.LOPEZ MUÑOZ	1:57.601	1:57.633 (17)
19	88 J.SARDANYONS COLOMINA	33.812	88 J.SARDANYONS COLOMINA	1:04.047	47 D.SLADER	20.186	19	88 J.SARDANYONS COLOMINA	1:58.142	1:58.142 (19)
20	47 D.SLADER	34.020	47 D.SLADER	1:04.084	8 S.GRYGOROVYCH	20.189	20	47 D.SLADER	1:58.290	1:58.824 (20)
21	8 S.GRYGOROVYCH	34.069	8 S.GRYGOROVYCH	1:04.452	88 J.SARDANYONS COLOMINA	20.283	21	8 S.GRYGOROVYCH	1:58.710	1:58.910 (21)
22	74 B.MICHEL DANSAC	34.342	74 B.MICHEL DANSAC	1:04.499	74 B.MICHEL DANSAC	20.493	22	74 B.MICHEL DANSAC	1:59.334	1:59.557 (22)
23	26 J.PASCUAL MORENO	34.869	26 J.PASCUAL MORENO	1:05.969	26 J.PASCUAL MORENO	20.582	23	26 J.PASCUAL MORENO	2:01.420	2:01.638 (23)
24	86 I.MELENDEZ GUTIERREZ	35.013	86 I.MELENDEZ GUTIERREZ	1:06.527	86 I.MELENDEZ GUTIERREZ	20.663	24	86 I.MELENDEZ GUTIERREZ	2:02.203	2:02.301 (24)
25	89 J.ORTIZ TORRES	35.280	89 J.ORTIZ TORRES	1:07.581	89 J.ORTIZ TORRES	21.189	25	89 J.ORTIZ TORRES	2:04.050	2:04.237 (25)



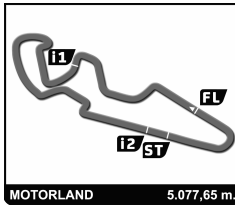
SUPERSTOCK / OPEN1000

RFME CAMPEONATO DE ESPAÑA DE VELOCIDAD

Después de Carrera 2

Velocidad máxima del evento

Piloto	Equipo	Moto		V. Max	Vlt.	Sesión
17	ANGEL RODRIGUEZ CAMPILLO	KAWASAKI PALMETO PLRACING	KAWASAKI	Stck	301.7	3 Warm-up
8	SERGII GRYGOROVYCH	MDR COSSACK TEAM	BMW MOTORRAD	Open	301.7	1 Carrera 1
55	ALEJANDRO MEDINA MAYO	TEAM CARDOSO SCHOOL - STRATOS	YAMAHA	Stck	299.2	1 Carrera 2
52	JUAN MANUEL SOLORZA PARADA	GV RACING	KAWASAKI	Stck	297.5	1 Carrera 1
90	FRANCISCO JAVIER ALVIZ GOMEZ	TEAM SPEED RACING	KAWASAKI	Stck	297.5	2 Carrera 2
22	JON PURROY PEREZ	SUPERCHARGER TEAM	BMW MOTORRAD	Open	295.9	1 Carrera 1
3	FABRIZIO PEROTTI	TEAM SPEED RACING	KAWASAKI	Stck	295.9	2 Warm-up
99	PEDRO RODRIGUEZ GONZALEZ	PRO ELIT DR7	BMW MOTORRAD	Stck	295.9	9 Entrenamiento Cronometra
10	ENRIQUE FERRER CASTELLO	EMS COMPETICIÓN	KAWASAKI	Stck	294.3	9 Entrenamiento Cronometra
15	MATHIEU DUMAS	TEAM MRS	YAMAHA	Stck	294.3	2 Entrenamiento Cronometra
20	DAVID MCFADDEN	TACK BASOLI	KAWASAKI	Stck	294.3	4 Carrera 1
5	XAVIER DEL AMOR CUETO	GRAPHBIKES EASYRACE SBK TEAM	BMW MOTORRAD	Stck	294.3	10 Entrenamiento Cronometra
9	ANDRES CUESTA CHARLEZ	SUPERCHARGER TEAM	BMW MOTORRAD	Open	293.5	1 Carrera 1
95	CHRISTOPHE PONSSON	GIL MOTOR SPORT		Stck	293.5	2 Carrera 1
11	ALEJANDRO RUBIO GARCIA	FR MOTO TEAM	YAMAHA	Open	291.9	3 Warm-up
26	JAVIER PASCUAL MORENO	FLAT OUT	KAWASAKI	Stck	291.9	3 Warm-up
47	DAVID ROY SLADER	CRT RACING	KAWASAKI	Open	291.9	1 Carrera 1
65	MARTIN M. SOLORZA PARADA	GV RACING	KAWASAKI	Stck	291.9	11 Entrenamiento Cronometra
91	MARC LOPEZ MUÑOZ	D.C.R RACING SERVICE	YAMAHA	Open	291.9	1 Carrera 2
18	LUCAS DE ULACIA DE LA SOTILLA	KAWASAKI PALMETO PLRACING	KAWASAKI	Stck	291.1	4 Entrenamiento Cronometra
88	JOAN SARDANYONS COLOMINA	PROELIT DR7 RACING TEAM	BMW MOTORRAD	Open	291.1	2 Carrera 2
58	RICARDO SASETA SOLER	MCS RACING	SUZUKI	Stck	290.3	1 Carrera 1
96	PACO MORALES AIBAR		KAWASAKI	Open	287.2	3 Entrenamiento Cronometra
74	BENJAMIN MICHEL DANSAC	JEG RACING BMD	YAMAHA	Open	285.7	1 Carrera 1
89	JUAN LUIS ORTIZ TORRES	SRTEAM	YAMAHA	Open	276.9	1 Carrera 1
86	IBON MELENDEZ GUTIERREZ	MELENTNIK RACING	DUCATI	Stck	276.2	1 Carrera 2



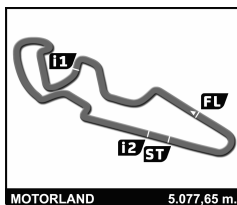
SUPERSTOCK / OPEN1000

RFME CAMPEONATO DE ESPAÑA DE VELOCIDAD

Carrera 2

Secuencia de lideres

Nº	Piloto	Equipo	Moto	Vuelta Inicio	Vuelta Final	Vlts.	Total Vlts.
Open							
96	PACO MORALES AIBAR		KAWASAKI	1	1	1	1
22	JON PURROY PEREZ	SUPERCHARGER TEAM	BMW MOTORRAD	2	13	12	12
Stck							
90	FRANCISCO JAVIER ALVIZ GOMTEAM SPEED RACING		KAWASAKI	1	1	1	1
17	ANGEL RODRIGUEZ CAMPILLO	KAWASAKI PALMETO PLRACING	KAWASAKI	2	8	7	7
5	XAVIER DEL AMOR CUETO	GRAPHBIKES EASYRACE SBK TEAM	BMW MOTORRAD	9	13	5	5



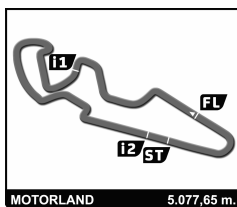
SUPERSTOCK / OPEN1000

RFME CAMPEONATO DE ESPAÑA DE VELOCIDAD

Carrera 2

Secuencia de vueltas rápidas

Tiempo de sesión	Piloto	Equipo	Moto	Neumaticos		Tiempo	km/h	Vlt.
3:52.319	17 ANGEL RODRIGUEZ CAMPILLO	KAWASAKI PALMETO PLRACING	KAWASAKI	MICHELIN	Stc†	1:54.629	159.4	2
5:46.732	17 ANGEL RODRIGUEZ CAMPILLO	KAWASAKI PALMETO PLRACING	KAWASAKI	MICHELIN	Stc†	1:54.413	159.7	3
19:10.945	5 XAVIER DEL AMOR CUETO	GRAPHBIKES EASYRACE SBK TEAM	BMW MOTORRA	DUNLOP	Stc†	1:54.039	160.3	10



SUPERSTOCK / OPEN1000

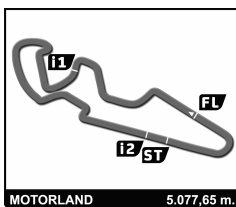
RFME CAMPEONATO DE ESPAÑA DE VELOCIDAD

Carrera 2

Tiempos por vuelta

■ Piloto Doblado

Nº	Tiempo	Dif.	Nº	Tiempo	Dif.	Nº	Tiempo	Dif.	Nº	Tiempo	Dif.	Nº	Tiempo	Dif.
Vuelta 1			17	1:54.413		3	1:54.941	2.065	22	1:57.223	19.497	74	1:59.603	50.484
90	1:57.675		55	1:54.562	0.864	90	1:55.478	3.558	15	1:57.578	21.024	88	2:02.250	1'11.401
17	1:57.690	0.015	5	1:54.454	0.996	20	1:54.978	3.914	96	1:56.835	21.246	3	3:17.509	1'23.596
55	1:58.022	0.347	3	1:54.618	1.823	99	1:55.478	5.170	65	1:58.081	22.218	Vuelta 10		
5	1:58.136	0.461	90	1:54.759	2.155	58	1:56.363	8.712	9	1:57.689	24.901	5	1:54.039	
20	1:58.579	0.904	52	1:54.656	2.774	10	1:56.214	13.787	18	1:57.724	25.228	17	1:54.829	0.922
3	1:58.740	1.065	20	1:55.051	3.011	22	1:58.326	15.381	91	1:57.920	25.773	55	1:55.370	1.596
52	1:59.058	1.383	99	1:55.563	3.893	65	1:58.620	15.584	11	1:58.106	30.614	99	1:57.031	11.435
99	1:59.178	1.503	58	1:56.048	6.093	15	1:57.481	15.974	8	1:58.943	36.428	10	1:56.586	19.254
58	2:00.428	2.753	65	1:57.301	8.776	96	1:57.238	17.735	47	2:00.603	36.811	22	1:58.157	27.401
65	2:01.122	3.447	22	1:56.685	9.788	9	1:58.168	19.315	74	2:00.567	41.134	96	1:56.805	27.561
96	2:01.452	3.777	15	1:57.180	10.624	91	1:58.308	19.687	88	1:59.056	59.911	15	1:57.860	29.832
22	2:02.770	5.095	9	1:57.806	11.872	18	1:57.947	19.743	89	2:06.139	1'16.609	65	1:59.029	33.143
15	2:02.999	5.324	10	1:55.588	11.905	11	1:58.331	24.560	Vuelta 8					
91	2:03.156	5.481	96	1:57.681	12.203	8	1:58.910	25.816	17	1:55.165				
9	2:03.246	5.571	91	1:57.633	12.488	47	1:58.936	26.764	5	1:55.132	0.079			
8	2:04.651	6.976	18	1:57.468	13.919	74	2:00.245	30.888	55	1:55.060	0.314			
18	2:04.755	7.080	8	1:59.413	16.753	86	2:04.848	47.559	3	1:55.092	1.412			
11	2:06.181	8.506	11	1:58.763	17.002	88	2:15.174	49.731	20	1:55.872	5.850			
88	2:06.275	8.600	88	1:59.678	17.363	89	2:04.593	55.951	99	1:56.289	7.532			
47	2:06.563	8.888	47	1:58.824	17.549	Vuelta 6			10	1:56.389	16.068			
10	2:06.589	8.914	74	1:59.818	19.915	17	1:54.925		58	1:57.060	19.579			
74	2:07.223	9.548	26	2:01.681	26.071	5	1:54.429	0.407	22	1:57.227	21.559			
26	2:09.484	11.809	86	2:02.301	28.510	55	1:54.596	0.825	96	1:57.270	23.351			
89	2:09.995	12.320	89	2:05.348	36.567	3	1:54.739	1.879	15	1:57.815	23.674			
86	2:10.215	12.540	Vuelta 4			90	1:56.115	4.748	65	1:58.283	25.336			
Vuelta 2			17	1:54.566		20	1:56.115	5.104	9	1:57.874	27.610			
17	1:54.629		5	1:54.902	1.332	99	1:55.623	5.868	18	1:57.601	27.664			
55	1:55.012	0.715	55	1:55.090	1.388	10	1:55.843	14.705	91	1:57.861	28.469			
5	1:55.138	0.955	3	1:54.747	2.004	58	2:01.916	15.703	11	1:58.670	34.119			
3	1:55.197	1.618	90	1:55.371	2.960	22	1:57.131	17.587	90	2:23.459	34.215			
90	1:56.453	1.809	20	1:55.371	3.816	15	1:57.710	18.759	8	1:59.552	40.815			
20	1:56.113	2.373	99	1:55.245	4.572	65	1:58.791	19.450	47	2:00.481	42.127			
52	1:55.792	2.531	58	1:55.702	7.229	96	1:56.914	19.724	74	2:00.237	46.206			
99	1:55.884	2.743	65	1:57.634	11.844	9	1:58.135	22.525	88	1:59.730	1'04.476			
58	1:56.349	4.458	22	1:56.713	11.935	18	1:57.999	22.817	89	2:25.984	1'47.428			
65	1:57.085	5.888	10	1:55.114	12.453	91	1:58.404	23.166	Vuelta 9					
22	1:57.065	7.516	15	1:57.315	13.373	11	1:58.186	27.821	5	1:55.246				
15	1:57.177	7.857	96	1:57.740	15.377	47	1:59.682	31.521	17	1:55.457	0.132			
9	1:57.552	8.479	9	1:58.721	16.027	8	2:01.907	32.798	55	1:55.276	0.265			
96	1:59.802	8.935	91	1:58.337	16.259	74	1:59.917	35.880	20	1:55.676	6.201			
91	1:58.431	9.268	18	1:57.323	16.676	88	2:01.362	56.168	99	1:56.236	8.443			
10	1:56.460	10.730	11	1:58.673	21.109	89	2:04.757	1'05.783	10	1:55.964	16.707			
18	1:58.428	10.864	8	1:59.599	21.786	86	2:13.504	1'06.138	58	1:57.097	21.351			
8	1:59.421	11.753	47	1:59.725	22.708	Vuelta 7			22	1:57.049	23.283			
88	1:58.142	12.098	74	2:00.174	25.523	17	1:55.313		96	1:56.769	24.795			
11	1:58.790	12.652	88	2:06.640	29.437	5	1:55.018	0.112	15	1:57.662	26.011			
47	1:58.894	13.138	86	2:03.647	37.591	55	1:54.907	0.419	65	1:58.142	28.153			
74	1:59.606	14.510	89	2:04.237	46.238	3	1:54.919	1.485	18	1:58.130	30.469			
26	2:01.638	18.803	26	2:16.039	47.544	20	1:55.352	5.143	9	1:58.424	30.709			
86	2:02.726	20.622	Vuelta 5			90	1:56.486	5.921	91	1:58.270	31.414			
89	2:07.956	25.632	17	1:54.880		99	1:55.853	6.408	11	1:58.391	37.185			
Vuelta 3			5	1:54.451	0.903	10	1:55.452	14.844	8	1:59.453	44.943			
			55	1:54.646	1.154	58	1:57.294	17.684	47	2:00.661	47.463			
									89	5:30.574	2 Laps			
									Vuelta 11					
									5	1:54.755				
									17	1:54.574	0.741			
									55	1:55.274	2.115			
									99	1:57.588	14.268			
									10	1:55.500	19.999			
									22	1:57.025	29.671			
									96	1:57.034	29.840			
									15	1:57.919	32.996			
									65	1:59.399	37.787			
									18	1:58.336	38.898			
									9	1:57.579	39.000			
									91	1:57.841	39.741			
									11	1:57.840	44.855			
									8	1:59.334	55.996			
									47	2:00.565	59.881			
									74	1:59.713	1'00.960			
									88	1:59.647	1'22.850			
									Vuelta 12					
									5	1:54.879				
									17	1:54.635	0.497			
									55	1:55.925	3.161			
									99	1:58.706	18.095			
									10	1:55.178	20.298			
									22	1:56.966	31.758			
									96	1:56.998	31.959			
									15	1:57.794	35.911			
									65	1:58.939	41.847			
									18	1:58.139	42.158			
									9	1:58.407	42.528			
									91	1:58.193	43.055			



SUPERSTOCK / OPEN1000

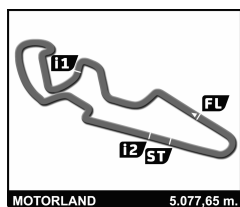
RFME CAMPEONATO DE ESPAÑA DE VELOCIDAD

Carrera 2

Tiempos por vuelta

■ Piloto Doblado

Nº	Tiempo	Dif.	Nº	Tiempo	Dif.	Nº	Tiempo	Dif.	Nº	Tiempo	Dif.	Nº	Tiempo	Dif.
11	1:57.838	47.814												
8	2:00.352	1'01.469												
47	2:01.146	1'06.148												
74	2:00.361	1'06.442												
88	1:59.389	1'27.360												
89	2:05.166	2 Laps												
Vuelta 13														
5	1:54.490													
17	1:54.965	0.972												
55	1:56.273	4.944												
99	1:56.847	20.452												
10	1:55.253	21.061												
22	1:56.534	33.802												
96	1:56.741	34.210												
15	1:58.291	39.712												
65	1:58.954	46.311												
18	1:58.716	46.384												
11	1:58.115	51.439												
8	2:02.755	1'09.734												
74	1:59.780	1'11.732												
47	2:00.519	1'12.177												
88	2:02.403	1'35.273												
89	2:06.501	2 Laps												



SUPERSTOCK / OPEN1000

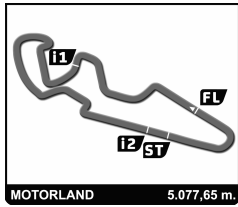
RFME CAMPEONATO DE ESPAÑA DE VELOCIDAD

Carrera 2

Vuelta a vuelta

Mejor Personal Mejor de la sesión B Cruzando la línea de meta por el pit lane.

Vlt.	Tiempo	Sector 1	Sector 2	Sector 3	Km/h	T. Sesión	Vlt.	Tiempo	Sector 1	Sector 2	Sector 3	Km/h	T. Sesión
3	FABRIZIO PEROTTI ITA TEAM SPEED RACING KAWASAKI						10	1:59.506	34.286	1:05.119	20.101	285.7	19:47.121
1	1:58.740	36.487	1:02.521	19.732	293.5	1:58.740	11	1:57.579	33.565	1:04.033	19.981	288.8	21:44.700
2	1:55.197	33.027	1:02.638	19.532	291.1	3:53.937	12	1:58.407	34.127	1:04.406	19.874	288.0	23:43.107
3	1:54.618	32.895	1:02.081	19.642	290.3	5:48.555							
4	1:54.747	32.903	1:02.252	19.592	291.1	7:43.302							
5	1:54.941	32.897	1:02.396	19.648	290.3	9:38.243							
6	1:54.739	32.973	1:02.198	19.568	288.0	11:32.982							
7	1:54.919	32.925	1:02.335	19.659	289.5	13:27.901							
8	1:55.092	32.985	1:02.446	19.661	288.8	15:22.993							
9	3:17.509 B	33.076	2:00.102	44.331	122.6	18:40.502							
5	XAVIER DEL AMOR CUETO ESP GRAPHBIKES EASYRACE SBK TEAM BMW MOTORRAD												
1	1:58.136	35.768	1:02.574	19.794	291.1	1:58.136							
2	1:55.138	33.290	1:02.188	19.660	288.0	3:53.274							
3	1:54.454	32.660	1:02.007	19.787	292.7	5:47.728							
4	1:54.902	32.872	1:02.215	19.815	286.5	7:42.630							
5	1:54.451	32.710	1:01.841	19.900	285.0	9:37.081							
6	1:54.429	32.774	1:01.899	19.756	288.8	11:31.510							
7	1:55.018	33.005	1:02.369	19.644	290.3	13:26.528							
8	1:55.132	32.866	1:02.489	19.777	288.8	15:21.660							
9	1:55.246	32.829	1:02.583	19.834	288.8	17:16.906							
10	1:54.039	32.532	1:01.677	19.830	284.2	19:10.945							
11	1:54.755	32.716	1:02.154	19.885	284.2	21:05.700							
12	1:54.879	32.875	1:02.202	19.802	286.5	23:00.579							
13	1:54.490	32.617	1:01.923	19.950	286.5	24:55.069							
8	SERGII GRYGOROVYCH UKR MDR COSSACK TEAM BMW MOTORRAD												
1	2:04.651	39.380	1:04.980	20.291	299.2	2:04.651							
2	1:59.421	34.169	1:05.063	20.189	300.0	4:04.072							
3	1:59.413	34.249	1:04.601	20.563	293.5	6:03.485							
4	1:59.599	34.260	1:04.980	20.359	294.3	8:03.084							
5	1:58.910	34.075	1:04.589	20.246	291.9	10:01.994							
6	2:01.907	34.326	1:07.267	20.314	294.3	12:03.901							
7	1:58.943	34.069	1:04.633	20.241	294.3	14:02.844							
8	1:59.552	34.423	1:04.505	20.624	292.7	16:02.396							
9	1:59.453	34.549	1:04.491	20.413	293.5	18:01.849							
10	2:00.513	34.593	1:05.434	20.486	293.5	20:02.362							
11	1:59.334	34.519	1:04.452	20.363	291.9	22:01.696							
12	2:00.352	34.332	1:05.673	20.347	291.1	24:02.048							
13	2:02.755	35.304	1:06.695	20.756	288.0	26:04.803							
9	ANDRES CUESTA CHARLEZ ESP SUPERCHARGER TEAM BMW MOTORRAD												
1	2:03.246	38.851	1:04.457	19.938	289.5	2:03.246							
2	1:57.552	33.816	1:03.807	19.929	289.5	4:00.798							
3	1:57.806	33.689	1:04.068	20.049	288.8	5:58.604							
4	1:58.721	33.913	1:04.648	20.160	288.0	7:57.325							
5	1:58.168	33.766	1:04.362	20.040	286.5	9:55.493							
6	1:58.135	33.775	1:04.328	20.032	286.5	11:53.628							
7	1:57.689	33.656	1:04.020	20.013	286.5	13:51.317							
8	1:57.874	33.748	1:03.794	20.332	286.5	15:49.191							
9	1:58.424	34.199	1:04.243	19.982	288.0	17:47.615							
10	ENRIQUE FERRER CASTELLO ESP EMS COMPETICIÓN KAWASAKI												
1	2:06.589	41.087	1:05.691	19.811	294.3	2:06.589							
2	1:56.460	34.186	1:02.506	19.768	289.5	4:03.049							
3	1:55.588	32.807	1:02.769	20.012	290.3	5:58.637							
4	1:55.114	32.920	1:02.525	19.669	288.8	7:53.751							
5	1:56.214	33.319	1:02.966	19.929	285.0	9:49.965							
6	1:55.843	33.035	1:02.929	19.879	284.2	11:45.808							
7	1:55.452	32.977	1:02.608	19.867	285.0	13:41.260							
8	1:56.389	33.117	1:03.294	19.978	285.0	15:37.649							
9	1:55.964	33.009	1:02.993	19.962	285.7	17:33.613							
10	1:56.586	33.343	1:03.285	19.958	285.0	19:30.199							
11	1:55.500	32.815	1:02.880	19.805	285.0	21:25.699							
12	1:55.178	32.863	1:02.541	19.774	286.5	23:20.877							
13	1:55.253	32.883	1:02.709	19.661	285.7	25:16.130							
11	ALEJANDRO RUBIO GARCIA ESP FR MOTO TEAM YAMAHA												
1	2:06.181	40.001	1:05.712	20.468	289.5	2:06.181							
2	1:58.790	34.218	1:04.406	20.166	291.1	4:04.971							
3	1:58.763	33.964	1:04.231	20.568	291.1	6:03.734							
4	1:58.673	34.084	1:04.202	20.387	283.5	8:02.407							
5	1:58.331	33.816	1:04.074	20.441	281.2	10:00.738							
6	1:58.186	33.791	1:04.027	20.368	284.2	11:58.924							
7	1:58.106	33.860	1:03.966	20.280	283.5	13:57.030							
8	1:58.670	33.870	1:04.386	20.414	282.7	15:55.700							
9	1:58.391	33.828	1:04.183	20.380	282.7	17:54.091							
10	1:58.624	33.788	1:04.326	20.510	283.5	19:52.715							
11	1:57.840	33.849	1:03.708	20.283	282.7	21:50.555							
12	1:57.838	33.884	1:03.594	20.360	283.5	23:48.393							
13	1:58.115	33.693	1:03.843	20.579	283.5	25:46.508							
15	MATHIEU DUMAS FRA TEAM MRS YAMAHA												
1	2:02.999	38.312	1:04.348	20.339	289.5	2:02.999							
2	1:57.177	33.861	1:03.132	20.184	287.2	4:00.176							
3	1:57.180	33.658	1:03.398	20.124	284.2	5:57.356							
4	1:57.315	33.803	1:03.364	20.148	286.5	7:54.671							
5	1:57.481	33.558	1:03.575	20.348	285.0	9:52.152							
6	1:57.710	33.982	1:03.542	20.186	282.0	11:49.862							
7	1:57.578	33.806	1:03.551	20.221	282.7	13:47.440							
8	1:57.815	33.760	1:03.698	20.357	285.0	15:45.255							
9	1:57.662	33.789	1:03.694	20.179	284.2	17:42.917							
10	1:57.860	34.017	1:03.522	20.321	282.7	19:40.777							
11	1:57.919	33.792	1:03.756	20.371	279.8	21:38.696							
12	1:57.794	33.826	1:03.682	20.286	279.8	23:36.490							
13	1:58.291	33.933	1:04.137	20.221	279.1	25:34.781							
17	ANGEL RODRIGUEZ CAMPILLO ESP KAWASAKI PALMETO PLRACING KAWASAKI												
1	1:57.690	35.197	1:02.668	19.825	288.8	1:57.690							
2	1:54.629	33.016	1:01.858	19.755	290.3	3:52.319							



SUPERSTOCK / OPEN1000

RFME CAMPEONATO DE ESPAÑA DE VELOCIDAD

Carrera 2

Vuelta a vuelta

Mejor Personal Mejor de la sesión B Cruzando la línea de meta por el pit lane.

Vlt.	Tiempo	Sector 1	Sector 2	Sector 3	Km/h	T. Sesión
3	1:54.413	32.594	1:01.991	19.828	289.5	5:46.732
4	1:54.566	32.788	1:01.956	19.822	289.5	7:41.298
5	1:54.880	32.940	1:02.088	19.852	288.8	9:36.178
6	1:54.925	32.838	1:02.204	19.883	288.0	11:31.103
7	1:55.313	33.191	1:02.299	19.823	288.8	13:26.416
8	1:55.165	32.808	1:02.456	19.901	288.8	15:21.581
9	1:55.457	32.799	1:02.603	20.055	288.0	17:17.038
10	1:54.829	32.863	1:02.208	19.758	291.1	19:11.867
11	1:54.574	32.808	1:02.070	19.696	291.1	21:06.441
12	1:54.635	32.759	1:02.164	19.712	293.5	23:01.076
13	1:54.965	32.831	1:02.353	19.781	291.1	24:56.041

18 LUCAS DE ULACIA DE LA SOTILLA ESP						
KAWASAKI PALMETO PLRACING KAWASAKI						
1	2:04.755	39.424	1:05.291	20.040	288.0	2:04.755
2	1:58.428	34.125	1:04.332	19.971	283.5	4:03.183
3	1:57.468	33.546	1:04.040	19.882	285.7	6:00.651
4	1:57.323	33.707	1:03.672	19.944	285.7	7:57.974
5	1:57.947	33.622	1:04.403	19.922	288.0	9:55.921
6	1:57.999	33.704	1:04.294	20.001	287.2	11:53.920
7	1:57.724	33.713	1:03.927	20.084	286.5	13:51.644
8	1:57.601	33.632	1:03.989	19.980	286.5	15:49.245
9	1:58.130	33.695	1:04.339	20.096	282.7	17:47.375
10	1:58.887	34.033	1:04.623	20.231	282.0	19:46.262
11	1:58.336	33.825	1:04.378	20.133	282.0	21:44.598
12	1:58.139	33.819	1:04.242	20.078	283.5	23:42.737
13	1:58.716	34.333	1:04.174	20.209	285.7	25:41.453

20 DAVID MCFADDEN RSA						
TACK BASOLI KAWASAKI						
1	1:58.579	36.018	1:02.750	19.811	288.0	1:58.579
2	1:56.113	33.536	1:02.871	19.706	290.3	3:54.692
3	1:55.051	33.303	1:02.042	19.706	291.1	5:49.743
4	1:55.371	33.266	1:02.218	19.887	286.5	7:45.114
5	1:54.978	33.067	1:02.120	19.791	287.2	9:40.092
6	1:56.115	33.255	1:02.830	20.030	290.3	11:36.207
7	1:55.352	33.089	1:02.392	19.871	284.2	13:31.559
8	1:55.872	33.386	1:02.524	19.962	283.5	15:27.431
9	1:55.676	33.035	1:02.632	20.009	282.7	17:23.107

22 JON PURROY PEREZ ESP						
SUPERCHARGER TEAM BMW MOTORRAD						
1	2:02.770	37.992	1:04.509	20.269	286.5	2:02.770
2	1:57.065	33.474	1:03.396	20.195	285.7	3:59.835
3	1:56.685	33.489	1:03.037	20.159	286.5	5:56.520
4	1:56.713	33.258	1:03.122	20.333	288.0	7:53.233
5	1:58.326	34.279	1:03.794	20.253	285.0	9:51.559
6	1:57.131	33.520	1:03.273	20.338	287.2	11:48.690
7	1:57.223	33.704	1:03.388	20.131	284.2	13:45.913
8	1:57.227	33.448	1:03.481	20.298	285.7	15:43.140
9	1:57.049	33.481	1:03.323	20.245	286.5	17:40.189
10	1:58.157	33.905	1:03.998	20.254	284.2	19:38.346
11	1:57.025	33.380	1:03.359	20.286	282.0	21:35.371
12	1:56.966	33.433	1:03.343	20.190	285.7	23:32.337
13	1:56.534	33.480	1:03.068	19.986	285.7	25:28.871

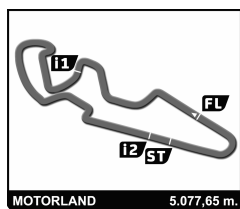
26 JAVIER PASCUAL MORENO ESP						
FLAT OUT KAWASAKI						
1	2:09.484	42.181	1:06.721	20.582	288.8	2:09.484
2	2:01.638	35.056	1:05.969	20.613	286.5	4:11.122
3	2:01.681	34.869	1:06.122	20.690	285.0	6:12.803
4	2:16.039 B	35.416	1:08.327	32.296	282.0	8:28.842

47 DAVID ROY SLADER ESP						
CRT RACING KAWASAKI						
1	2:06.563	39.844	1:06.237	20.482	288.8	2:06.563
2	1:58.894	34.624	1:04.084	20.186	289.5	4:05.457
3	1:58.824	34.020	1:04.304	20.500	291.1	6:04.281
4	1:59.725	34.091	1:05.239	20.395	285.7	8:04.006
5	1:58.936	34.028	1:04.561	20.347	285.7	10:02.942
6	1:59.682	34.097	1:05.121	20.464	284.2	12:02.624
7	2:00.603	34.432	1:05.401	20.770	283.5	14:03.227
8	2:00.481	34.644	1:05.252	20.585	285.0	16:03.708
9	2:00.661	34.671	1:05.434	20.556	283.5	18:04.369
10	2:00.647	34.921	1:05.123	20.603	283.5	20:05.016
11	2:00.565	34.673	1:05.305	20.587	282.0	22:05.581
12	2:01.146	34.820	1:05.713	20.613	282.0	24:06.727
13	2:00.519	34.454	1:05.552	20.513	285.7	26:07.246

52 JUAN MANUEL SOLORZA PARADA ARG						
GV RACING KAWASAKI						
1	1:59.058	36.583	1:02.715	19.760	293.5	1:59.058
2	1:55.792	33.176	1:02.970	19.646	294.3	3:54.850
3	1:54.656	32.897	1:02.059	19.700	291.1	5:49.506

55 ALEJANDRO MEDINA MAYO ESP						
TEAM CARDOSO SCHOOL - STRATOS YAMAHA						
1	1:58.022	35.481	1:02.695	19.846	299.2	1:58.022
2	1:55.012	33.113	1:02.206	19.693	292.7	3:53.034
3	1:54.562	32.566	1:02.210	19.786	291.9	5:47.596
4	1:55.090	32.615	1:02.736	19.739	294.3	7:42.686
5	1:54.646	32.915	1:02.045	19.686	295.1	9:37.332
6	1:54.596	32.767	1:02.160	19.669	294.3	11:31.928
7	1:54.907	32.839	1:02.360	19.708	297.5	13:26.835
8	1:55.060	32.937	1:02.414	19.709	297.5	15:21.895
9	1:55.276	32.854	1:02.518	19.904	297.5	17:17.171
10	1:55.370	32.918	1:02.663	19.789	293.5	19:12.541
11	1:55.274	32.812	1:02.610	19.852	291.9	21:07.815
12	1:55.925	33.036	1:02.969	19.920	290.3	23:03.740
13	1:56.273	33.150	1:03.024	20.099	291.1	25:00.013

58 RICARDO SASETA SOLER ESP						
MCS RACING SUZUKI						
1	2:00.428	37.063	1:03.401	19.964	285.0	2:00.428
2	1:56.349	33.243	1:03.076	20.030	284.2	3:56.777
3	1:56.048	33.280	1:02.809	19.959	282.7	5:52.825
4	1:55.702	33.040	1:02.704	19.958	282.7	7:48.527
5	1:56.363	33.149	1:03.228	19.986	281.2	9:44.890
6	2:01.916	33.336	1:08.442	20.138	282.0	11:46.806
7	1:57.294	33.689	1:03.464	20.141	280.5	13:44.100
8	1:57.060	33.497	1:03.346	20.217	280.5	15:41.160



SUPERSTOCK / OPEN1000

RFME CAMPEONATO DE ESPAÑA DE VELOCIDAD

Carrera 2

Vuelta a vuelta

Mejor Personal Mejor de la sesión B Cruzando la línea de meta por el pit lane.

Vlt.	Tiempo	Sector 1	Sector 2	Sector 3	Km/h	T. Sesión
9	1:57.097	33.384	1:03.515	20.198	281.2	17:38.257

65 MARTIN M. SOLORZA PARADA ARG		GV RACING KAWASAKI				
1	2:01.122	37.394	1:03.751	19.977	291.1	2:01.122
2	1:57.085	33.500	1:03.397	20.188	288.8	3:58.207
3	1:57.301	33.402	1:03.762	20.137	285.0	5:55.508
4	1:57.634	33.477	1:03.721	20.436	283.5	7:53.142
5	1:58.620	33.814	1:04.287	20.519	283.5	9:51.762
6	1:58.791	33.984	1:04.423	20.384	282.7	11:50.553
7	1:58.081	34.103	1:03.829	20.149	288.8	13:48.634
8	1:58.283	33.836	1:04.122	20.325	287.2	15:46.917
9	1:58.142	33.874	1:03.979	20.289	286.5	17:45.059
10	1:59.029	34.267	1:04.445	20.317	284.2	19:44.088
11	1:59.399	34.039	1:04.840	20.520	282.7	21:43.487
12	1:58.939	34.151	1:04.457	20.331	283.5	23:42.426
13	1:58.954	34.330	1:04.201	20.423	284.2	25:41.380

74 BENJAMIN MICHEL DANSAC FRA		JEG RACING BMD YAMAHA				
1	2:07.223	40.735	1:05.901	20.587	279.8	2:07.223
2	1:59.606	34.490	1:04.623	20.493	282.0	4:06.829
3	1:59.818	34.541	1:04.720	20.557	279.8	6:06.647
4	2:00.174	34.468	1:04.949	20.757	277.6	8:06.821
5	2:00.245	34.560	1:05.009	20.676	276.2	10:07.066
6	1:59.917	34.724	1:04.622	20.571	276.2	12:06.983
7	2:00.567	34.398	1:05.492	20.677	276.9	14:07.550
8	2:00.237	34.558	1:04.798	20.881	275.5	16:07.787
9	1:59.603	34.342	1:04.709	20.552	276.2	18:07.390
10	1:59.557	34.485	1:04.525	20.547	276.9	20:06.947
11	1:59.713	34.459	1:04.499	20.755	276.2	22:06.660
12	2:00.361	34.376	1:05.023	20.962	276.2	24:07.021
13	1:59.780	34.429	1:04.858	20.493	277.6	26:06.801

86 IBON MELENDEZ GUTIERREZ ESP		MELENTINIK RACING DUCATI				
1	2:10.215	40.964	1:08.079	21.172	276.2	2:10.215
2	2:02.726	35.342	1:06.721	20.663	274.8	4:12.941
3	2:02.301	35.013	1:06.527	20.761	271.4	6:15.242
4	2:03.647	35.247	1:07.260	21.140	272.0	8:18.889
5	2:04.848	35.929	1:07.813	21.106	267.3	10:23.737
6	2:13.504 B	35.834	1:08.241	29.429	269.3	12:37.241

88 JOAN SARDANYONS COLOMINA ESP		PROELIT DR7 RACING TEAM BMW MOTORRAD				
1	2:06.275	39.601	1:06.146	20.528	279.8	2:06.275
2	1:58.142	33.812	1:04.047	20.283	291.1	4:04.417
3	1:59.678	34.035	1:04.975	20.668	285.0	6:04.095
4	2:06.640	33.907	1:12.189	20.544	282.0	8:10.735
5	2:15.174	48.176	1:06.157	20.841	275.5	10:25.909
6	2:01.362	34.178	1:06.597	20.587	276.2	12:27.271
7	1:59.056	33.940	1:04.609	20.507	277.6	14:26.327
8	1:59.730	33.891	1:05.262	20.577	277.6	16:26.057
9	2:02.250	36.117	1:05.068	21.065	276.9	18:28.307
10	2:00.596	34.587	1:04.997	21.012	277.6	20:28.903
11	1:59.647	34.049	1:04.942	20.656	276.9	22:28.550

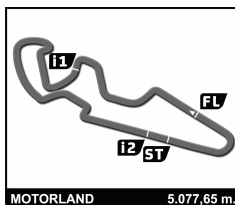
Vlt.	Tiempo	Sector 1	Sector 2	Sector 3	Km/h	T. Sesión
12	1:59.389	33.937	1:04.763	20.689	276.2	24:27.939
13	2:02.403	34.027	1:06.623	21.753	277.6	26:30.342

89 JUAN LUIS ORTIZ TORRES ESP		SRTEAM YAMAHA				
1	2:09.995	40.498	1:08.195	21.302	275.5	2:09.995
2	2:07.956	35.969	1:10.613	21.374	273.4	4:17.951
3	2:05.348	35.280	1:08.879	21.189	274.8	6:23.299
4	2:04.237	35.384	1:07.608	21.245	275.5	8:27.536
5	2:04.593	35.789	1:07.584	21.223	273.4	10:32.129
6	2:04.757	35.570	1:07.813	21.374	274.1	12:36.886
7	2:06.139	35.864	1:08.746	21.529	272.0	14:43.025
8	2:25.984 B	36.894	1:18.866	30.224	238.9	17:09.009
9	5:30.574	3:59.697	1:09.375	21.502	272.7	22:39.583
10	2:05.166	35.575	1:08.130	21.461	272.7	24:44.749
11	2:06.501	35.905	1:08.997	21.599	272.0	26:51.250

90 FRANCISCO JAVIER ALVIZ GOMEZ ESP		TEAM SPEED RACING KAWASAKI				
1	1:57.675	34.974	1:03.040	19.661	294.3	1:57.675
2	1:56.453	33.561	1:03.336	19.556	297.5	3:54.128
3	1:54.759	32.988	1:02.166	19.605	293.5	5:48.887
4	1:55.371	32.955	1:02.722	19.694	290.3	7:44.258
5	1:55.478	33.110	1:02.532	19.836	289.5	9:39.736
6	1:56.115	33.366	1:03.000	19.749	291.1	11:35.851
7	1:56.486	33.705	1:03.016	19.765	290.3	13:32.337
8	2:23.459 B	32.938	1:21.292	29.229	222.2	15:55.796

91 MARC LOPEZ MUÑOZ ESP		D.C.R RACING SERVICE YAMAHA				
1	2:03.156	38.435	1:04.437	20.284	291.9	2:03.156
2	1:58.431	34.139	1:04.063	20.229	285.0	4:01.587
3	1:57.633	33.636	1:03.857	20.140	290.3	5:59.220
4	1:58.337	33.746	1:04.412	20.179	288.8	7:57.557
5	1:58.308	33.712	1:04.378	20.218	287.2	9:55.865
6	1:58.404	34.007	1:04.186	20.211	282.7	11:54.269
7	1:57.920	33.671	1:03.900	20.349	285.7	13:52.189
8	1:57.861	33.605	1:03.856	20.400	287.2	15:50.050
9	1:58.270	33.805	1:04.272	20.193	286.5	17:48.320
10	1:59.280	33.875	1:04.976	20.429	279.1	19:47.600
11	1:57.841	33.735	1:03.948	20.158	285.0	21:45.441
12	1:58.193	33.838	1:04.208	20.147	288.8	23:43.634

96 PACO MORALES AIBAR ESP		KAWASAKI				
1	2:01.452	37.265	1:03.775	20.412	282.7	2:01.452
2	1:59.802	33.709	1:06.071	20.022	285.0	4:01.254
3	1:57.681	33.556	1:03.882	20.243	283.5	5:58.935
4	1:57.740	33.701	1:03.695	20.344	279.1	7:56.675
5	1:57.238	33.590	1:03.372	20.276	279.8	9:53.913
6	1:56.914	33.490	1:03.149	20.275	283.5	11:50.827
7	1:56.835	33.476	1:03.214	20.145	282.7	13:47.662
8	1:57.270	33.610	1:03.429	20.231	278.4	15:44.932
9	1:56.769	33.411	1:03.131	20.227	279.8	17:41.701
10	1:56.805	33.559	1:03.137	20.109	282.7	19:38.506
11	1:57.034	33.491	1:03.313	20.230	281.2	21:35.540



SUPERSTOCK / OPEN1000

RFME CAMPEONATO DE ESPAÑA DE VELOCIDAD

Carrera 2

Vuelta a vuelta

■ Mejor Personal ■ Mejor de la sesión B Cruzando la línea de meta por el pit lane.

Vlt.	Tiempo	Sector 1	Sector 2	Sector 3	Km/h	T. Sesión	Vlt.	Tiempo	Sector 1	Sector 2	Sector 3	Km/h	T. Sesión
12	1:56.998	33.432	1:03.414	20.152	282.0	23:32.538							
13	1:56.741	33.462	1:03.114	20.165	281.2	25:29.279							

99 PEDRO RODRIGUEZ GONZALEZ				ESP		
PRO ELIT DR7				BMW MOTORRAD		
1	1:59.178	36.890	1:02.709	19.579	292.7	1:59.178
2	1:55.884	33.241	1:03.019	19.624	292.7	3:55.062
3	1:55.563	33.177	1:02.679	19.707	291.1	5:50.625
4	1:55.245	33.142	1:02.364	19.739	289.5	7:45.870
5	1:55.478	33.006	1:02.558	19.914	287.2	9:41.348
6	1:55.623	33.136	1:02.605	19.882	288.8	11:36.971
7	1:55.853	33.292	1:02.677	19.884	290.3	13:32.824
8	1:56.289	33.339	1:02.961	19.989	285.0	15:29.113
9	1:56.236	33.232	1:02.945	20.059	285.0	17:25.349
10	1:57.031	33.626	1:03.315	20.090	284.2	19:22.380
11	1:57.588	33.590	1:03.776	20.222	282.0	21:19.968
12	1:58.706	33.955	1:04.237	20.514	282.0	23:18.674
13	1:56.847	33.772	1:03.029	20.046	283.5	25:15.521