

## SUPERSTOCK / OPEN1000

### RFME CAMPEONATO DE ESPAÑA DE VELOCIDAD

#### Entrenamiento Cronometrado 2

#### Clasificación

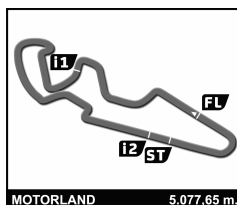
Nº	Piloto	Nac	Equipo	Moto	Neumaticos	Tiempo	Vlt.	Total	Dif.	Km/h
1	17 ANGEL RODRIGUEZ CAMPILLO	ESP	KAWASAKI PALMETO PLRACING	KAWASAKI	MICHELIN Stck	1:54.666	4	13	-	159.4
2	5 XAVIER DEL AMOR CUETO	ESP	GRAPHBIKES EASYRACE SBK TEAM	BMW MOTORRAD	DUNLOP Stck	1:54.724	4	14	+0.058	159.3
3	52 JUAN MANUEL SOLORZA PARADA	ARG	GV RACING	KAWASAKI	PIRELLI Stck	1:54.749	9	10	+0.083	159.3
4	3 FABRIZIO PEROTTI	ITA	TEAM SPEED RACING	KAWASAKI	DUNLOP Stck	1:55.201	7	12	+0.535	158.7
5	95 CHRISTOPHE PONSSON	FRA	GIL MOTOR SPORT		PIRELLI Stck	1:55.236	10	11	+0.570	158.6
6	10 ENRIQUE FERRER CASTELLO	ESP	EMS COMPETICIÓN	KAWASAKI	DUNLOP Stck	1:55.255	4	6	+0.589	158.6
7	99 PEDRO RODRIGUEZ GONZALEZ	ESP	PRO ELIT DR7	BMW MOTORRAD	PIRELLI Stck	1:55.392	7	9	+0.726	158.4
8	55 ALEJANDRO MEDINA MAYO	ESP	TEAM CARDOSO SCHOOL - STRATOS	YAMAHA	BRIGESTONE Stck	1:55.537	13	14	+0.871	158.2
9	90 FRANCISCO JAVIER ALVIZ GOMEZ	ESP	TEAM SPEED RACING	KAWASAKI	DUNLOP Stck	1:56.051	3	10	+1.385	157.5
10	15 MATHIEU DUMAS	FRA	TEAM MRS	YAMAHA	PIRELLI Stck	1:56.115	3	9	+1.449	157.4
11	65 MARTIN M. SOLORZA PARADA	ARG	GV RACING	KAWASAKI	PIRELLI Stck	1:56.216	7	9	+1.550	157.3
12	20 DAVID MCFADDEN	RSA	TACK BASOLI	KAWASAKI	MICHELIN Stck	1:56.253	4	12	+1.587	157.2
13	22 JON PURROY PEREZ	ESP	SUPERCHARGER TEAM	BMW MOTORRAD	DUNLOP Open	1:56.298	5	8	+1.632	157.2
14	96 PACO MORALES AIBAR	ESP		KAWASAKI	MICHELIN Open	1:56.506	4	12	+1.840	156.9
15	58 RICARDO SASETA SOLER	ESP	MCS RACING	SUZUKI	PIRELLI Stck	1:56.880	6	13	+2.214	156.4
16	18 LUCAS DE ULACIA DE LA SOTILLA	ESP	KAWASAKI PALMETO PLRACING	KAWASAKI	MICHELIN Stck	1:57.494	9	12	+2.828	155.6
17	88 JOAN SARDANYONS COLOMINA	ESP	PROELIT DR7 RACING TEAM	BMW MOTORRAD	PIRELLI Open	1:57.951	12	12	+3.285	155.0
18	91 MARC LOPEZ MUÑOZ	ESP	D.C.R RACING SERVICE	YAMAHA	PIRELLI Open	1:58.091	12	12	+3.425	154.8
19	9 ANDRES CUESTA CHARLEZ	ESP	SUPERCHARGER TEAM	BMW MOTORRAD	DUNLOP Open	1:58.423	7	10	+3.757	154.3
20	8 SERGII GRYGOROVYCH	UKR	MDR COSSACK TEAM	BMW MOTORRAD	PIRELLI Open	1:59.184	14	15	+4.518	153.4
21	47 DAVID ROY SLADER	ESP	CRT RACING	KAWASAKI	Open	1:59.201	8	12	+4.535	153.3
22	11 ALEJANDRO RUBIO GARCIA	ESP	FR MOTO TEAM	YAMAHA	DUNLOP Open	1:59.312	13	13	+4.646	153.2
23	74 BENJAMIN MICHEL DANSAC	FRA	JEG RACING BMD	YAMAHA	PIRELLI Open	2:00.600	6	11	+5.934	151.6
24	26 JAVIER PASCUAL MORENO	ESP	FLAT OUT	KAWASAKI	PIRELLI Stck	2:01.052	3	4	+6.386	151.0
25	86 IBON MELENDEZ GUTIERREZ	ESP	MELENTINIK RACING	DUCATI	DUNLOP Stck	2:06.150	3	4	+11.484	144.9
26	89 JUAN LUIS ORTIZ TORRES	ESP	SRTEAM	YAMAHA	DUNLOP Open	2:07.031	3	10	+12.365	143.9

Vuelta Rápida	Vlt. 4	ANGEL RODRIGUEZ CAMPILLO	1:54.666	159.4 Kph
---------------	--------	--------------------------	----------	-----------

Hora de publicación: .....

Estado de la pista: **SECO**

Director de carrera:	Cronometrador:
----------------------	----------------



## SUPERSTOCK / OPEN1000

### RFME CAMPEONATO DE ESPAÑA DE VELOCIDAD

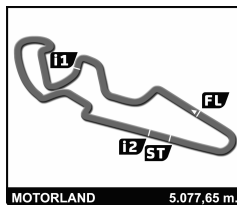
#### Entrenamientos Cronometrados

#### Clasificación

Nº	Piloto	Nat	Equipo	Stck	Sesión 1		Sesión 2		Tiempo	Dif.
					Tiempo	Vlt.	Tiempo	Vlt.		
1	5 XAVIER DEL AMOR CUETO	ESP	GRAPHBIKES EASYRACE SBK TEAM	Stck	1:54.038	8	1:54.724	4	1:54.038	
2	10 ENRIQUE FERRER CASTELLO	ESP	EMS COMPETICIÓN	Stck	1:54.329	7	1:55.255	4	1:54.329	+0.291
3	17 ANGEL RODRIGUEZ CAMPILLO	ESP	KAWASAKI PALMETO PLRACING	Stck	1:54.365	9	1:54.666	4	1:54.365	+0.327
4	90 FRANCISCO JAVIER ALVIZ GOMEZ	ESP	TEAM SPEED RACING	Stck	1:54.705	7	1:56.051	3	1:54.705	+0.667
5	52 JUAN MANUEL SOLORZA PARADA	ARG	GV RACING	Stck	1:55.157	9	1:54.749	9	1:54.749	+0.711
6	3 FABRIZIO PEROTTI	ITA	TEAM SPEED RACING	Stck	1:55.412	10	1:55.201	7	1:55.201	+1.163
7	95 CHRISTOPHE PONSSON	FRA	GIL MOTOR SPORT	Stck	1:56.034	4	1:55.236	10	1:55.236	+1.198
8	99 PEDRO RODRIGUEZ GONZALEZ	ESP	PRO ELIT DR7	Stck	1:55.825	5	1:55.392	7	1:55.392	+1.354
9	55 ALEJANDRO MEDINA MAYO	ESP	TEAM CARDOSO SCHOOL - STRATOS	Stck	1:55.493	10	1:55.537	13	1:55.493	+1.455
10	20 DAVID MCFADDEN	RSA	TACK BASOLI	Stck	1:55.654	10	1:56.253	4	1:55.654	+1.616
11	22 JON PURROY PEREZ	ESP	SUPERCHARGER TEAM	Open	1:55.789	9	1:56.298	5	1:55.789	+1.751
12	15 MATHIEU DUMAS	FRA	TEAM MRS	Stck	1:56.573	11	1:56.115	3	1:56.115	+2.077
13	65 MARTIN M. SOLORZA PARADA	ARG	GV RACING	Stck	1:56.867	4	1:56.216	7	1:56.216	+2.178
14	96 PACO MORALES AIBAR	ESP		Open	1:57.099	6	1:56.506	4	1:56.506	+2.468
15	18 LUCAS DE ULACIA DE LA SOTILLA	ESP	KAWASAKI PALMETO PLRACING	Stck	1:56.826	10	1:57.494	9	1:56.826	+2.788
16	58 RICARDO SASETA SOLER	ESP	MCS RACING	Stck	1:57.004	7	1:56.880	6	1:56.880	+2.842
17	9 ANDRES CUESTA CHARLEZ	ESP	SUPERCHARGER TEAM	Open	1:57.694	7	1:58.423	7	1:57.694	+3.656
18	91 MARC LOPEZ MUÑOZ	ESP	D.C.R RACING SERVICE	Open	1:57.743	7	1:58.091	12	1:57.743	+3.705
19	88 JOAN SARDANYONS COLOMINA	ESP	PROELIT DR7 RACING TEAM	Open	1:58.259	11	1:57.951	12	1:57.951	+3.913
20	8 SERGII GRIGOROVYCH	UKR	MDR COSSACK TEAM	Open	1:59.364	5	1:59.184	14	1:59.184	+5.146
21	47 DAVID ROY SLADER	ESP	CRT RACING	Open	1:59.689	8	1:59.201	8	1:59.201	+5.163
22	11 ALEJANDRO RUBIO GARCIA	ESP	FR MOTO TEAM	Open	1:59.737	10	1:59.312	13	1:59.312	+5.274
23	74 BENJAMIN MICHEL DANSAC	FRA	JEG RACING BMD	Open	2:00.030	5	2:00.600	6	2:00.030	+5.992
24	26 JAVIER PASCUAL MORENO	ESP	FLAT OUT	Stck	2:01.972	4	2:01.052	3	2:01.052	+7.014
25	89 JUAN LUIS ORTIZ TORRES	ESP	SRTEAM	Open	2:05.434	7	2:07.031	3	2:05.434	+11.396
26	86 IBON MELENDEZ GUTIERREZ	ESP	MELENTINIK RACING	Stck			2:06.150	3	2:06.150	+12.112

Hora publicación: .....

Director de carrera:	Cronometrador:
----------------------	----------------



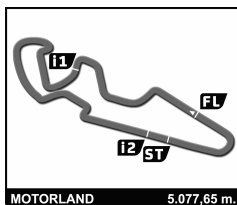
## SUPERSTOCK / OPEN1000

### RFME CAMPEONATO DE ESPAÑA DE VELOCIDAD

#### Entrenamiento Cronometrado 2

#### Mejores tiempos de sector

SECTOR 1			SECTOR 2		SECTOR 3		Pos	Piloto	Vuelta Ideal	Mejor Vuelta
Pos	Piloto	Tiempo	Piloto	Tiempo	Piloto	Tiempo				
1	5 X.DEL AMOR CUETO	32.571	52 J.SOLORZA PARADA	1:02.021	17 A.RODRIGUEZ CAMPILLO	19.592	1	5 X.DEL AMOR CUETO	1:54.311	1:54.724 (2)
2	52 J.SOLORZA PARADA	32.763	5 X.DEL AMOR CUETO	1:02.079	3 F.PEROTTI	19.612	2	52 J.SOLORZA PARADA	1:54.591	1:54.749 (3)
3	17 A.RODRIGUEZ CAMPILLO	32.906	17 A.RODRIGUEZ CAMPILLO	1:02.168	10 E.FERRER CASTELLO	19.653	3	17 A.RODRIGUEZ CAMPILLO	1:54.666	1:54.666 (1)
4	10 E.FERRER CASTELLO	32.930	99 P.RODRIGUEZ GONZALEZ	1:02.388	5 X.DEL AMOR CUETO	19.661	4	95 C.PONSSON	1:55.172	1:55.236 (5)
5	95 C.PONSSON	32.972	95 C.PONSSON	1:02.448	90 F.ALVIZ GOMEZ	19.690	5	3 F.PEROTTI	1:55.201	1:55.201 (4)
6	55 A.MEDINA MAYO	32.981	3 F.PEROTTI	1:02.556	55 A.MEDINA MAYO	19.728	6	10 E.FERRER CASTELLO	1:55.255	1:55.255 (6)
7	3 F.PEROTTI	33.033	10 E.FERRER CASTELLO	1:02.672	15 M.DUMAS	19.749	7	99 P.RODRIGUEZ GONZALEZ	1:55.283	1:55.392 (7)
8	15 M.DUMAS	33.098	55 A.MEDINA MAYO	1:02.715	95 C.PONSSON	19.752	8	55 A.MEDINA MAYO	1:55.424	1:55.537 (8)
9	90 F.ALVIZ GOMEZ	33.135	22 J.PURROY PEREZ	1:02.862	99 P.RODRIGUEZ GONZALEZ	19.759	9	15 M.DUMAS	1:55.739	1:56.115 (10)
10	99 P.RODRIGUEZ GONZALEZ	33.136	65 M.SOLORZA PARADA	1:02.878	52 J.SOLORZA PARADA	19.807	10	90 F.ALVIZ GOMEZ	1:56.051	1:56.051 (9)
11	20 D.MCFADDEN	33.208	15 M.DUMAS	1:02.892	18 L.DE ULACIA DE LA SOTILLA	19.854	11	22 J.PURROY PEREZ	1:56.055	1:56.298 (13)
12	96 P.MORALES AIBAR	33.285	20 D.MCFADDEN	1:03.034	22 J.PURROY PEREZ	19.866	12	65 M.SOLORZA PARADA	1:56.120	1:56.216 (11)
13	65 M.SOLORZA PARADA	33.303	96 P.MORALES AIBAR	1:03.175	20 D.MCFADDEN	19.931	13	20 D.MCFADDEN	1:56.173	1:56.253 (12)
14	22 J.PURROY PEREZ	33.327	58 R.SASETA SOLER	1:03.199	65 M.SOLORZA PARADA	19.939	14	96 P.MORALES AIBAR	1:56.425	1:56.506 (14)
15	58 R.SASETA SOLER	33.337	90 F.ALVIZ GOMEZ	1:03.226	96 P.MORALES AIBAR	19.965	15	58 R.SASETA SOLER	1:56.583	1:56.880 (15)
16	88 J.SARDANYONS COLOMINA	33.548	18 L.DE ULACIA DE LA SOTILLA	1:03.820	91 M.LOPEZ MUÑOZ	20.024	16	18 L.DE ULACIA DE LA SOTILLA	1:57.234	1:57.494 (16)
17	18 L.DE ULACIA DE LA SOTILLA	33.560	91 M.LOPEZ MUÑOZ	1:04.172	58 R.SASETA SOLER	20.047	17	91 M.LOPEZ MUÑOZ	1:57.834	1:58.091 (18)
18	91 M.LOPEZ MUÑOZ	33.638	88 J.SARDANYONS COLOMINA	1:04.179	9 A.CUESTA CHARLEZ	20.055	18	88 J.SARDANYONS COLOMINA	1:57.951	1:57.951 (17)
19	9 A.CUESTA CHARLEZ	33.906	9 A.CUESTA CHARLEZ	1:04.308	8 S.GRYGOROVYCH	20.103	19	9 A.CUESTA CHARLEZ	1:58.269	1:58.423 (19)
20	47 D.SLADER	34.056	47 D.SLADER	1:04.521	88 J.SARDANYONS COLOMINA	20.224	20	47 D.SLADER	1:58.899	1:59.201 (21)
21	11 A.RUBIO GARCIA	34.211	11 A.RUBIO GARCIA	1:04.641	47 D.SLADER	20.322	21	8 S.GRYGOROVYCH	1:59.102	1:59.184 (20)
22	8 S.GRYGOROVYCH	34.330	8 S.GRYGOROVYCH	1:04.669	11 A.RUBIO GARCIA	20.413	22	11 A.RUBIO GARCIA	1:59.265	1:59.312 (22)
23	74 B.MICHEL DANSAC	34.544	74 B.MICHEL DANSAC	1:05.259	26 J.PASCUAL MORENO	20.471	23	74 B.MICHEL DANSAC	2:00.537	2:00.600 (23)
24	26 J.PASCUAL MORENO	34.658	26 J.PASCUAL MORENO	1:05.923	74 B.MICHEL DANSAC	20.734	24	26 J.PASCUAL MORENO	2:01.052	2:01.052 (24)
25	86 I.MELENDEZ GUTIERREZ	35.762	89 J.ORTIZ TORRES	1:08.726	86 I.MELENDEZ GUTIERREZ	21.451	25	86 I.MELENDEZ GUTIERREZ	2:06.150	2:06.150 (25)
26	89 J.ORTIZ TORRES	35.830	86 I.MELENDEZ GUTIERREZ	1:08.937	89 J.ORTIZ TORRES	21.639	26	89 J.ORTIZ TORRES	2:06.195	2:07.031 (26)



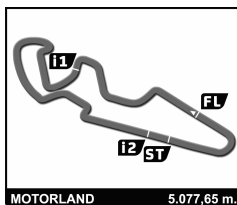
## SUPERSTOCK / OPEN1000

### RFME CAMPEONATO DE ESPAÑA DE VELOCIDAD

#### Después de Entrenamiento Cronometrado 2

#### Velocidad máxima del evento

Piloto	Equipo	Moto	V. Max	Vlt.	Sesión		
8	SERGII GRYGOROVYCH	MDR COSSACK TEAM	BMW MOTORRAD	Open	297.5	9	Entrenamiento Cronometra
55	ALEJANDRO MEDINA MAYO	TEAM CARDOSO SCHOOL - STRATOS	YAMAHA	Stck	296.7	12	Entrenamiento Cronometra
17	ANGEL RODRIGUEZ CAMPILLO	KAWASAKI PALMETO PLRACING	KAWASAKI	Stck	295.9	3	Entrenamiento Cronometra
99	PEDRO RODRIGUEZ GONZALEZ	PRO ELIT DR7	BMW MOTORRAD	Stck	295.9	9	Entrenamiento Cronometra
10	ENRIQUE FERRER CASTELLO	EMS COMPETICIÓN	KAWASAKI	Stck	294.3	9	Entrenamiento Cronometra
15	MATHIEU DUMAS	TEAM MRS	YAMAHA	Stck	294.3	2	Entrenamiento Cronometra
5	XAVIER DEL AMOR CUETO	GRAPHBIKES EASYRACE SBK TEAM	BMW MOTORRAD	Stck	294.3	10	Entrenamiento Cronometra
90	FRANCISCO JAVIER ALVIZ GOMEZ	TEAM SPEED RACING	KAWASAKI	Stck	294.3	9	Entrenamiento Cronometra
9	ANDRES CUESTA CHARLEZ	SUPERCHARGER TEAM	BMW MOTORRAD	Open	293.5	5	Entrenamiento Cronometra
22	JON PURROY PEREZ	SUPERCHARGER TEAM	BMW MOTORRAD	Open	292.7	6	Entrenamiento Cronometra
3	FABRIZIO PEROTTI	TEAM SPEED RACING	KAWASAKI	Stck	292.7	1	Entrenamiento Cronometra
20	DAVID MCFADDEN	TACK BASOLI	KAWASAKI	Stck	291.9	6	Entrenamiento Cronometra
65	MARTIN M. SOLORZA PARADA	GV RACING	KAWASAKI	Stck	291.9	11	Entrenamiento Cronometra
18	LUCAS DE ULACIA DE LA SOTILLA	KAWASAKI PALMETO PLRACING	KAWASAKI	Stck	291.1	4	Entrenamiento Cronometra
52	JUAN MANUEL SOLORZA PARADA	GV RACING	KAWASAKI	Stck	291.1	9	Entrenamiento Cronometra
26	JAVIER PASCUAL MORENO	FLAT OUT	KAWASAKI	Stck	290.3	3	Entrenamiento Cronometra
95	CHRISTOPHE PONSSON	GIL MOTOR SPORT		Stck	290.3	8	Entrenamiento Cronometra
47	DAVID ROY SLADER	CRT RACING	KAWASAKI	Open	289.5	2	Entrenamiento Cronometra
11	ALEJANDRO RUBIO GARCIA	FR MOTO TEAM	YAMAHA	Open	287.2	4	Entrenamiento Cronometra
96	PACO MORALES AIBAR		KAWASAKI	Open	287.2	3	Entrenamiento Cronometra
91	MARC LOPEZ MUÑOZ	D.C.R RACING SERVICE	YAMAHA	Open	286.5	11	Entrenamiento Cronometra
58	RICARDO SASETA SOLER	MCS RACING	SUZUKI	Stck	285.0	2	Entrenamiento Cronometra
74	BENJAMIN MICHEL DANSAC	JEG RACING BMD	YAMAHA	Open	284.2	4	Entrenamiento Cronometra
88	JOAN SARDANYONS COLOMINA	PROELIT DR7 RACING TEAM	BMW MOTORRAD	Open	284.2	10	Entrenamiento Cronometra
89	JUAN LUIS ORTIZ TORRES	SRTEAM	YAMAHA	Open	275.5	8	Entrenamiento Cronometra
86	IBON MELENDEZ GUTIERREZ	MELENTNIK RACING	DUCATI	Stck	271.4	3	Entrenamiento Cronometra



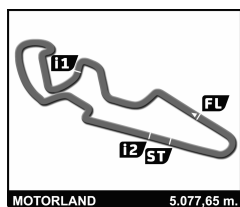
## SUPERSTOCK / OPEN1000

### RFME CAMPEONATO DE ESPAÑA DE VELOCIDAD

#### Entrenamiento Cronometrado 2

#### Secuencia de vueltas rápidas

Tiempo de sesión	Piloto	Equipo	Moto	Neumaticos	Tiempo	km/h	Vlt.
4:08.943	95 CHRISTOPHE PONSSON	GIL MOTOR SPORT		PIRELLI Stc†	1:56.853	156.4	2
4:14.471	17 ANGEL RODRIGUEZ CAMPILLO	KAWASAKI PALMETO PLRACING	KAWASAKI	MICHELIN Stc†	1:55.775	157.9	2
6:15.004	3 FABRIZIO PEROTTI	TEAM SPEED RACING	KAWASAKI	DUNLOP Stc†	1:55.746	157.9	3
6:28.410	5 XAVIER DEL AMOR CUETO	GRAPHBIKES EASYRACE SBK TEAM	BMW MOTORRA	DUNLOP Stc†	1:54.998	158.9	3
8:05.073	17 ANGEL RODRIGUEZ CAMPILLO	KAWASAKI PALMETO PLRACING	KAWASAKI	MICHELIN Stc†	1:54.666	159.4	4



## SUPERSTOCK / OPEN1000

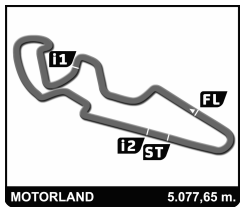
### RFME CAMPEONATO DE ESPAÑA DE VELOCIDAD

#### Entrenamiento Cronometrado 2

Vuelta a vuelta

Mejor Personal							Mejor de la sesión							B Cruzando la línea de meta por el pit lane.																																										
Vlt.	Tiempo	Sector 1	Sector 2	Sector 3	Km/h	T. Sesión	Vlt.	Tiempo	Sector 1	Sector 2	Sector 3	Km/h	T. Sesión	Vlt.	Tiempo	Sector 1	Sector 2	Sector 3	Km/h	T. Sesión																																				
<b>3</b>	<b>FABRIZIO PEROTTI</b> TEAM SPEED RACING						ITA	4	1:59.246	34.220	1:04.971	20.055	284.2	17:42.992	5	1:58.650	34.123	1:04.309	20.218	284.2	19:41.642	6	1:58.799	34.047	1:04.308	20.444	289.5	21:40.441	7	1:58.423	33.926	1:04.406	20.091	285.7	23:38.864	8	2:03.049	33.906	1:04.624	24.519	285.0	25:41.913	9	2:18.130 B	34.788	1:10.537	32.805	216.0	28:00.043	10	2:28.364	1:01.236	1:06.642	20.486	285.0	30:28.407
1	2:21.925	55.156	1:06.903	19.866	290.3	2:21.925	8	1:55.792	33.096	1:03.040	19.656	288.0	21:23.014	9	2:04.165	39.181	1:05.003	19.981	285.7	23:27.179	10	1:55.843	33.122	1:03.024	19.697	288.8	25:23.022	11	1:55.972	33.269	1:02.902	19.801	287.2	27:18.994	12	2:07.607 B	33.137	1:05.111	29.359	247.1	29:26.601															
2	1:57.333	33.570	1:03.799	19.964	286.5	4:19.258	9	1:55.792	33.096	1:03.040	19.656	288.0	21:23.014	10	1:55.843	33.122	1:03.024	19.697	288.8	25:23.022	11	1:55.972	33.269	1:02.902	19.801	287.2	27:18.994	12	2:07.607 B	33.137	1:05.111	29.359	247.1	29:26.601																						
3	1:55.746	33.177	1:02.789	19.780	287.2	6:15.004	10	1:55.843	33.122	1:03.024	19.697	288.8	25:23.022	11	1:55.972	33.269	1:02.902	19.801	287.2	27:18.994	12	2:07.607 B	33.137	1:05.111	29.359	247.1	29:26.601																													
4	2:20.342 B	44.068	1:08.173	28.101	265.4	8:35.346	11	1:55.972	33.269	1:02.902	19.801	287.2	27:18.994	12	2:07.607 B	33.137	1:05.111	29.359	247.1	29:26.601																																				
5	6:56.499	5:29.519	1:07.006	19.974	283.5	15:31.845	12	2:07.607 B	33.137	1:05.111	29.359	247.1	29:26.601																																											
6	2:00.176	33.045	1:07.222	19.909	284.2	17:32.021																																																		
7	1:55.201	33.033	1:02.556	19.612	288.8	19:27.222																																																		
<b>5</b>	<b>XAVIER DEL AMOR CUETO</b> GRAPHBIKES EASYRACE SBK TEAM						ESP																																																	
1	2:36.950	1:09.424	1:07.349	20.177	284.2	2:36.950																																																		
2	1:56.462	33.701	1:02.815	19.946	285.7	4:33.412																																																		
3	1:54.998	32.906	1:02.431	19.661	288.0	6:28.410																																																		
4	1:54.724	32.571	1:02.079	20.074	288.8	8:23.134																																																		
5	1:54.968	32.834	1:02.358	19.776	288.0	10:18.102																																																		
6	1:55.017	32.878	1:02.382	19.757	288.0	12:13.119																																																		
7	2:13.790 B	37.060	1:07.359	29.371	234.3	14:26.909																																																		
8	4:50.307	3:25.824	1:04.784	19.699	285.0	19:17.216																																																		
9	1:55.876	32.845	1:02.649	20.382	262.1	21:13.092																																																		
10	1:55.960	33.111	1:02.949	19.900	294.3	23:09.052																																																		
11	1:55.046	32.984	1:02.368	19.694	289.5	25:04.098																																																		
12	1:55.869	33.291	1:02.695	19.883	287.2	26:59.967																																																		
13	1:54.992	32.851	1:02.478	19.663	288.0	28:54.959																																																		
14	1:54.881	32.827	1:02.306	19.748	288.8	30:49.840																																																		
<b>8</b>	<b>SERGII GRYGOROVYCH</b> MDR COSSACK TEAM						UKR																																																	
1	2:24.996	54.808	1:09.764	20.424	295.1	2:24.996																																																		
2	2:00.847	35.402	1:05.011	20.434	296.7	4:25.843																																																		
3	1:59.731	34.515	1:04.669	20.547	295.9	6:25.574																																																		
4	2:00.204	34.779	1:05.232	20.193	297.5	8:25.778																																																		
5	2:00.415	34.994	1:04.751	20.670	295.1	10:26.193																																																		
6	2:00.350	34.583	1:05.279	20.488	294.3	12:26.543																																																		
7	2:15.620	34.542	1:05.326	35.752	293.5	14:42.163																																																		
8	2:01.136	35.073	1:05.541	20.522	294.3	16:43.299																																																		
9	2:00.283	34.635	1:05.288	20.360	289.5	18:43.582																																																		
10	1:59.983	34.619	1:05.136	20.228	295.9	20:43.565																																																		
11	2:00.193	34.844	1:04.919	20.430	295.9	22:43.758																																																		
12	1:59.755	34.487	1:04.939	20.329	296.7	24:43.513																																																		
13	2:00.034	34.394	1:05.537	20.103	292.7	26:43.547																																																		
14	1:59.184	34.330	1:04.674	20.180	294.3	28:42.731																																																		
15	2:00.205	34.651	1:05.308	20.246	296.7	30:42.936																																																		
<b>9</b>	<b>ANDRES CUESTA CHARLEZ</b> SUPERCHARGER TEAM						ESP																																																	
1	3:13.701 B	1:10.951	1:30.591	32.159	176.2	3:13.701																																																		
2	10:28.944	9:02.779	1:05.810	20.355	283.5	13:42.645																																																		
3	2:01.101	34.052	1:06.509	20.540	282.7	15:43.746																																																		
<b>10</b>	<b>ENRIQUE FERRER CASTELLO</b> EMS COMPETICIÓN						ESP																																																	
1	3:00.816	1:35.386	1:05.247	20.183	283.5	3:00.816																																																		
2	1:57.568	33.205	1:04.500	19.863	285.7	4:58.384																																																		
3	1:56.728	32.969	1:03.973	19.786	285.7	6:55.112																																																		
4	1:55.255	32.930	1:02.672	19.653	290.3	8:50.367																																																		
5	1:55.572	32.954	1:02.879	19.739	288.8	10:45.939																																																		
6	2:05.622 B	35.481	1:03.527	26.614	286.5	12:51.561																																																		
<b>11</b>	<b>ALEJANDRO RUBIO GARCIA</b> FR MOTO TEAM						ESP																																																	
1	2:39.520	52.816	1:10.599	36.105	284.2	2:39.520																																																		
2	2:02.255	35.400	1:05.916	20.939	282.7	4:41.775																																																		
3	2:00.415	34.660	1:05.076	20.679	282.0	6:42.190																																																		
4	2:00.301	34.627	1:05.014	20.660	282.0	8:42.491																																																		
5	2:00.042	34.576	1:04.936	20.530	282.7	10:42.533																																																		
6	2:00.025	34.399	1:05.044	20.582	282.0	12:42.558																																																		
7	2:10.308 B	36.994	1:05.857	27.457	280.5	14:52.866																																																		
8	5:55.802	4:28.435	1:06.716	20.651	282.7	20:48.668																																																		
9	2:00.834	34.800	1:05.602	20.432	285.7	22:49.502																																																		
10	1:59.707	34.382	1:04.879	20.446	284.2	24:49.209																																																		
11	2:10.757	34.545	1:15.614	20.598	285.0	26:59.966																																																		
12	1:59.543	34.443	1:04.641	20.459	286.5	28:59.509																																																		
13	1:59.312	34.211	1:04.688	20.413	284.2	30:58.821																																																		
<b>15</b>	<b>MATHIEU DUMAS</b> TEAM MRS						FRA																																																	
1	2:22.255	55.403	1:07.057	19.795	288.0	2:22.255																																																		
2	1:57.128	33.617	1:03.661	19.850	288.8	4:19.383																																																		
3	1:56.115	33.468	1:02.898	19.749	288.8	6:15.498																																																		
4	1:57.513	33.561	1:03.856	20.096	285.0	8:13.011																																																		
5	2:09.542 B	35.077	1:06.818	27.647	278.4	10:22.553																																																		
6	5:57.033	4:32.215	1:04.861	19.957	284.2	16:19.586																																																		
7	1:56.258	33.098	1:03.168	19.992	282.0	18:15.844																																																		
8	1:56.161	33.129	1:02.892	20.140	282.7	20:12.005																																																		
9	2:49.448 B	58.033	1:20.543	30.872	241.6	23:01.453																																																		
<b>17</b>	<b>ANGEL RODRIGUEZ CAMPILLO</b> KAWASAKI PALMETO PLRACING						ESP																																																	
1	2:18.696	53.059	1:05.608	20.029	290.3	2:18.696																																																		
2	1:55.775	33.370	1:02.691	19.714	295.1	4:14.471																																																		
3	1:55.936	33.234	1:02.901	19.801	293.5	6:10.407																																																		
4	1:54.666	32.906	1:02.168	19.592	293.5	8:05.073																																																		
5	1:55.903	33.333	1:02.754	19.816	291.1	10:00.976																																																		
6	2:00.157	36.746	1:03.555	19.856	291.1	12:01.133																																																		
7	1:55.617	33.171	1:02.584	19.862	292.7	13:56.750																																																		
8	2:02.339	37.242	1:05.210	19.887	288.0	15:59.089																																																		
9	2:05.661 B	33.157	1:04.077	28.427	289.5	18:04.750																																																		





## SUPERSTOCK / OPEN1000

### RFME CAMPEONATO DE ESPAÑA DE VELOCIDAD

#### Entrenamiento Cronometrado 2

#### Vuelta a vuelta

Mejor Personal Mejor de la sesión B Cruzando la línea de meta por el pit lane.

Vlt.	Tiempo	Sector 1	Sector 2	Sector 3	Km/h	T. Sesión	Vlt.	Tiempo	Sector 1	Sector 2	Sector 3	Km/h	T. Sesión
10	4:26.759	3:02.721	1:04.302	19.736	291.1	22:31.509	1	4:29.376	2:56.910	1:11.802	20.664	287.2	4:29.376
11	1:55.673	33.038	1:02.897	19.738	292.7	24:27.182	2	2:00.996	34.872	1:05.585	20.539	288.0	6:30.372
12	1:55.623	32.961	1:02.815	19.847	290.3	26:22.805	3	2:14.476	48.625	1:05.301	20.550	287.2	8:44.848
13	2:13.135 B	35.940	1:07.689	29.506	284.2	28:35.940	4	1:59.590	34.236	1:04.904	20.450	288.0	10:44.438

18 LUCAS DE ULACIA DE LA SOTILLA ESP						
KAWASAKI PALMETO PLRACING KAWASAKI						
Vlt.	Tiempo	Sector 1	Sector 2	Sector 3	Km/h	T. Sesión
1	2:21.331	53.808	1:07.423	20.100	284.2	2:21.331
2	1:58.877	33.878	1:05.053	19.946	284.2	4:20.208
3	1:58.898	33.830	1:04.783	20.285	282.7	6:19.106
4	1:58.516	33.733	1:04.653	20.130	282.7	8:17.622
5	1:58.849	33.906	1:04.441	20.502	282.7	10:16.471
6	2:10.793 B	33.995	1:04.507	32.291	281.2	12:27.264
7	6:43.408	5:18.164	1:04.923	20.321	281.2	19:10.672
8	1:58.036	33.747	1:04.243	20.046	282.0	21:08.708
9	1:57.494	33.560	1:03.893	20.041	282.0	23:06.202
10	1:57.504	33.564	1:03.820	20.120	281.2	25:03.706
11	1:57.687	33.946	1:03.887	19.854	284.2	27:01.393
12	2:04.153 B	33.791	1:04.260	26.102	286.5	29:05.546

20 DAVID MCFADDEN RSA						
TACK BASOLI KAWASAKI						
Vlt.	Tiempo	Sector 1	Sector 2	Sector 3	Km/h	T. Sesión
1	2:20.259	53.541	1:06.618	20.100	285.0	2:20.259
2	1:56.605	33.557	1:03.034	20.014	286.5	4:16.864
3	1:56.452	33.430	1:03.067	19.955	286.5	6:13.316
4	1:56.253	33.208	1:03.072	19.973	288.0	8:09.569
5	1:56.723	33.626	1:03.166	19.931	287.2	10:06.292
6	2:05.286 B	34.466	1:04.436	26.384	280.5	12:11.578
7	5:46.122	4:12.144	1:13.786	20.192	285.7	17:57.700
8	2:31.747	33.680	1:36.995	21.072	261.5	20:29.447
9	1:57.131	33.856	1:03.192	20.083	285.7	22:26.578
10	2:02.475 B	33.603	1:03.335	25.537	285.7	24:29.053
11	4:37.388	3:09.177	1:08.061	20.150	284.2	29:06.441
12	1:56.584	33.299	1:03.269	20.016	288.0	31:03.025

22 JON PURROY PEREZ ESP						
SUPERCHARGER TEAM BMW MOTORRAD						
Vlt.	Tiempo	Sector 1	Sector 2	Sector 3	Km/h	T. Sesión
1	2:15.655	48.477	1:06.915	20.263	286.5	2:15.655
2	1:57.563	33.985	1:03.660	19.918	289.5	4:13.218
3	1:58.674	35.946	1:02.862	19.866	286.5	6:11.892
4	1:56.924	33.430	1:03.328	20.166	288.0	8:08.816
5	1:56.298	33.481	1:02.873	19.944	288.8	10:05.114
6	1:57.419	34.000	1:03.205	20.214	292.7	12:02.533
7	1:56.547	33.377	1:03.079	20.091	288.0	13:59.080
8	2:20.000 B	33.327	1:20.193	26.480	274.8	16:19.080

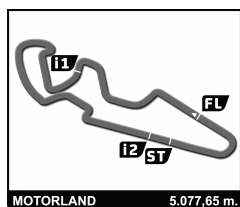
26 JAVIER PASCUAL MORENO ESP						
FLAT OUT KAWASAKI						
Vlt.	Tiempo	Sector 1	Sector 2	Sector 3	Km/h	T. Sesión
1	2:52.737	1:15.977	1:15.042	21.718	272.0	2:52.737
2	2:13.991	37.857	1:13.063	23.071	213.9	5:06.728
3	2:01.052	34.658	1:05.923	20.471	288.0	7:07.780
4	2:19.453 B	38.847	1:10.130	30.476	286.5	9:27.233

47 DAVID ROY SLADER ESP						
CRT RACING KAWASAKI						
Vlt.	Tiempo	Sector 1	Sector 2	Sector 3	Km/h	T. Sesión
1	2:14.772	47.573	1:06.781	20.418	283.5	2:14.772
2	1:57.990	33.987	1:03.825	20.178	285.0	4:12.762
3	2:05.142 B	34.026	1:03.519	27.597	279.8	6:17.904
4	3:18.005	1:51.666	1:06.084	20.255	279.1	9:35.909
5	1:57.352	33.337	1:03.855	20.160	279.1	11:33.261
6	1:56.880	33.553	1:03.199	20.128	278.4	13:30.141
7	1:57.550	33.649	1:03.687	20.214	278.4	15:27.691
8	2:07.840 B	33.594	1:06.322	27.924	274.1	17:35.531
9	3:13.266	1:48.599	1:04.337	20.330	284.2	20:48.797
10	1:58.729	34.814	1:03.776	20.139	280.5	22:47.526
11	1:57.088	33.651	1:03.390	20.047	283.5	24:44.614

52 JUAN MANUEL SOLORZA PARADA ARG						
GV RACING KAWASAKI						
Vlt.	Tiempo	Sector 1	Sector 2	Sector 3	Km/h	T. Sesión
1	3:29.103	2:02.359	1:06.428	20.316	285.0	3:29.103
2	1:57.645	33.703	1:03.591	20.351	283.5	5:26.748
3	1:56.523	33.140	1:03.288	20.095	286.5	7:23.271
4	1:56.323	33.271	1:02.835	20.217	288.0	9:19.594
5	1:57.505	33.394	1:03.984	20.127	287.2	11:17.099
6	2:05.163 B	33.264	1:04.914	26.985	288.8	13:22.262
7	5:05.663	3:26.389	1:18.903	20.371	282.7	18:27.925
8	1:54.981	33.057	1:02.021	19.903	287.2	20:22.906
9	1:54.749	32.763	1:02.179	19.807	291.1	22:17.655
10	2:09.001 B	37.037	1:05.331	26.633	291.1	24:26.656

55 ALEJANDRO MEDINA MAYO ESP						
TEAM CARDOSO SCHOOL - STRATOS YAMAHA						
Vlt.	Tiempo	Sector 1	Sector 2	Sector 3	Km/h	T. Sesión
1	2:14.253	46.861	1:07.038	20.354	287.2	2:14.253
2	1:58.018	33.704	1:04.269	20.045	291.1	4:12.271
3	1:56.235	33.220	1:03.161	19.854	291.1	6:08.506
4	1:56.267	33.183	1:03.119	19.965	290.3	8:04.773
5	1:57.479	34.275	1:03.272	19.932	291.9	10:02.252
6	2:07.650 B	33.697	1:05.977	27.976	291.1	12:09.902
7	5:03.426	3:30.952	1:12.063	20.411	287.2	17:13.328
8	1:57.124	33.536	1:03.519	20.069	291.1	19:10.452
9	1:56.163	33.215	1:02.921	20.027	291.9	21:06.615
10	1:56.455	33.245	1:03.329	19.881	291.1	23:03.070
11	1:55.909	33.090	1:02.941	19.878	291.9	24:58.979
12	2:01.291	37.172	1:04.120	19.999	296.7	27:00.270
13	1:55.537	33.001	1:02.808	19.728	294.3	28:55.807
14	1:55.562	32.981	1:02.715	19.866	294.3	30:51.369

58 RICARDO SASETA SOLER ESP						
MCS RACING SUZUKI						
Vlt.	Tiempo	Sector 1	Sector 2	Sector 3	Km/h	T. Sesión
1	2:14.772	47.573	1:06.781	20.418	283.5	2:14.772
2	1:57.990	33.987	1:03.825	20.178	285.0	4:12.762
3	2:05.142 B	34.026	1:03.519	27.597	279.8	6:17.904
4	3:18.005	1:51.666	1:06.084	20.255	279.1	9:35.909
5	1:57.352	33.337	1:03.855	20.160	279.1	11:33.261
6	1:56.880	33.553	1:03.199	20.128	278.4	13:30.141
7	1:57.550	33.649	1:03.687	20.214	278.4	15:27.691
8	2:07.840 B	33.594	1:06.322	27.924	274.1	17:35.531
9	3:13.266	1:48.599	1:04.337	20.330	284.2	20:48.797
10	1:58.729	34.814	1:03.776	20.139	280.5	22:47.526
11	1:57.088	33.651	1:03.390	20.047	283.5	24:44.614



# SUPERSTOCK / OPEN1000

## RFME CAMPEONATO DE ESPAÑA DE VELOCIDAD

### Entrenamiento Cronometrado 2

Vuelta a vuelta

Mejor Personal Mejor de la sesión B Cruzando la línea de meta por el pit lane.

Vlt.	Tiempo	Sector 1	Sector 2	Sector 3	Km/h	T. Sesión
12	2:06.878 B	33.977	1:06.258	26.643	279.8	26:51.492
13	3:09.213	1:43.901	1:04.959	20.353	279.8	30:00.705

65 MARTIN M. SOLORZA PARADA ARG		GV RACING KAWASAKI				
1	3:29.579	2:02.847	1:06.237	20.495	280.5	3:29.579
2	1:57.361	33.577	1:03.529	20.255	285.7	5:26.940
3	1:56.773	33.487	1:03.347	19.939	286.5	7:23.713
4	1:56.970	33.395	1:03.565	20.010	287.2	9:20.683
5	2:07.099 B	33.417	1:04.058	29.624	274.1	11:27.782
6	7:00.247	5:31.139	1:08.861	20.247	285.0	18:28.029
7	1:56.216	33.317	1:02.878	20.021	286.5	20:24.245
8	1:57.472	33.303	1:03.789	20.380	285.0	22:21.717
9	2:40.529 B	41.542	1:14.138	44.849	142.1	25:02.246

74 BENJAMIN MICHEL DANSAC FRA		JEG RACING BMD YAMAHA				
1	2:38.917	1:09.834	1:08.126	20.957	274.1	2:38.917
2	2:07.154	40.103	1:06.161	20.890	276.9	4:46.071
3	2:01.517	34.875	1:05.744	20.898	276.9	6:47.588
4	2:07.214 B	34.799	1:05.827	26.588	277.6	8:54.802
5	9:22.007	7:54.992	1:06.078	20.937	273.4	18:16.809
6	2:00.600	34.607	1:05.259	20.734	277.6	20:17.409
7	2:00.980	34.858	1:05.378	20.744	279.1	22:18.389
8	2:02.064	35.176	1:06.110	20.778	277.6	24:20.453
9	2:01.192	34.552	1:05.842	20.798	276.2	26:21.645
10	2:00.880	34.544	1:05.291	21.045	275.5	28:22.525
11	2:00.993	34.616	1:05.283	21.094	276.2	30:23.518

86 IBON MELENDEZ GUTIERREZ ESP		MELENTINIK RACING DUCATI				
1	2:51.661	1:15.520	1:14.242	21.899	263.4	2:51.661
2	2:08.894	37.162	1:10.187	21.545	270.0	5:00.555
3	2:06.150	35.762	1:08.937	21.451	271.4	7:06.705
4	2:21.342 B	36.562	1:11.001	33.779	183.4	9:28.047

88 JOAN SARDANYONS COLOMINA ESP		PROELIT DR7 RACING TEAM BMW MOTORRAD				
1	2:54.803	54.643	1:09.035	51.125	282.7	2:54.803
2	2:01.843	34.964	1:06.021	20.858	283.5	4:56.646
3	2:00.791	34.075	1:05.969	20.747	283.5	6:57.437
4	1:59.548	34.037	1:04.986	20.525	281.2	8:56.985
5	2:17.572	50.937	1:06.033	20.602	279.1	11:14.557
6	2:00.231	34.460	1:05.196	20.575	279.1	13:14.788
7	1:59.406	33.787	1:05.056	20.563	277.6	15:14.194
8	2:41.984 B	41.525	1:32.148	28.311	259.0	17:56.178
9	6:42.185	4:03.116	2:18.278	20.791	281.2	24:38.363
10	1:58.710	33.941	1:04.335	20.434	281.2	26:37.073
11	1:58.608	33.703	1:04.588	20.317	280.5	28:35.681
12	1:57.951	33.548	1:04.179	20.224	283.5	30:33.632

89 JUAN LUIS ORTIZ TORRES ESP		SRTEAM YAMAHA				
1	2:50.934	1:12.765	1:15.779	22.390	264.7	2:50.934
2	2:09.375	37.092	1:10.575	21.708	261.5	5:00.309

Vlt.	Tiempo	Sector 1	Sector 2	Sector 3	Km/h	T. Sesión
3	2:07.031	36.399	1:08.726	21.906	257.8	7:07.340
4	2:07.087	36.185	1:09.263	21.639	274.1	9:14.427
5	2:34.011 B	35.915	1:25.637	32.459	181.8	11:48.438
6	3:56.657	2:24.223	1:10.684	21.750	268.0	15:45.095
7	2:14.458 B	37.033	1:10.136	27.289	266.0	17:59.553
8	3:42.076	2:10.233	1:09.879	21.964	270.7	21:41.629
9	2:07.065	35.830	1:09.541	21.694	274.1	23:48.694
10	3:07.620 B	54.909	1:36.300	36.411	123.6	26:56.314

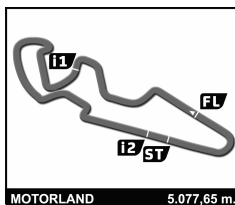
90 FRANCISCO JAVIER ALVIZ GOMEZ ESP		TEAM SPEED RACING KAWASAKI				
1	2:53.366	1:25.784	1:07.670	19.912	288.0	2:53.366
2	1:59.186	34.678	1:04.490	20.018	285.0	4:52.552
3	1:56.051	33.135	1:03.226	19.690	291.1	6:48.603
4	2:04.224 B	33.741	1:04.538	25.945	289.5	8:52.827
5	5:31.468	4:02.679	1:08.824	19.965	285.7	14:24.295
6	3:22.118	1:57.452	1:04.594	20.072	288.0	17:46.413
7	2:07.361	34.673	1:12.574	20.114	285.0	19:53.774
8	1:56.768	33.265	1:03.698	19.805	290.3	21:50.542
9	1:56.964	33.291	1:03.734	19.939	294.3	23:47.506
10	2:12.014 B	37.558	1:07.863	26.593	287.2	25:59.520

91 MARC LOPEZ MUÑOZ ESP		D.C.R RACING SERVICE YAMAHA				
1	2:25.151	57.747	1:06.935	20.469	285.0	2:25.151
2	1:58.806	34.196	1:04.324	20.286	283.5	4:23.957
3	1:58.400	33.796	1:04.343	20.261	282.7	6:22.357
4	2:05.917 B	34.123	1:05.917	25.877	280.5	8:28.274
5	3:44.254	2:18.454	1:05.256	20.544	280.5	12:12.528
6	1:59.068	33.862	1:04.757	20.449	278.4	14:11.596
7	1:59.185	33.905	1:04.740	20.540	278.4	16:10.781
8	2:11.717 B	36.174	1:09.246	26.297	267.3	18:22.498
9	6:35.902	5:05.881	1:09.161	20.860	281.2	24:58.400
10	2:00.522	34.514	1:05.763	20.245	282.7	26:58.922
11	1:58.094	33.638	1:04.432	20.024	286.5	28:57.016
12	1:58.091	33.696	1:04.172	20.223	284.2	30:55.107

95 CHRISTOPHE PONSSON FRA		GIL MOTOR SPORT				
1	2:12.090	45.361	1:06.313	20.416	278.4	2:12.090
2	1:56.853	33.508	1:03.323	20.022	285.7	4:08.943
3	1:56.463	33.344	1:03.088	20.031	285.7	6:05.406
4	1:56.454	33.219	1:03.259	19.976	286.5	8:01.860
5	1:56.074	33.246	1:02.838	19.990	286.5	9:57.934
6	2:15.587	44.007	1:07.856	23.724	262.1	12:13.521
7	2:03.758 B	35.186	1:04.264	24.308	285.7	14:17.279
8	7:00.998	5:32.154	1:08.544	20.300	271.4	21:18.277
9	1:55.541	33.165	1:02.624	19.752	288.8	23:13.818
10	1:55.236	32.972	1:02.448	19.816	288.8	25:09.054
11	2:30.270 B	39.967	1:18.178	32.125	215.6	27:39.324

96 PACO MORALES AIBAR ESP		KAWASAKI				
1	2:14.480	47.659	1:06.409	20.412	283.5	2:14.480
2	1:58.121	33.674	1:04.259	20.188	285.7	4:12.601
3	1:56.832	33.419	1:03.278	20.135	284.2	6:09.433





## SUPERSTOCK / OPEN1000

### RFME CAMPEONATO DE ESPAÑA DE VELOCIDAD

#### Entrenamiento Cronometrado 2

Vuelta a vuelta

■ Mejor Personal ■ Mejor de la sesión B Cruzando la línea de meta por el pit lane.

Vlt.	Tiempo	Sector 1	Sector 2	Sector 3	Km/h	T. Sesión	Vlt.	Tiempo	Sector 1	Sector 2	Sector 3	Km/h	T. Sesión
4	1:56.506	33.285	1:03.175	20.046	285.0	8:05.939							
5	1:56.584	33.382	1:03.237	19.965	287.2	10:02.523							
6	1:57.108	33.392	1:03.341	20.375	279.1	11:59.631							
7	1:57.042	33.386	1:03.343	20.313	279.8	13:56.673							
8	1:57.361	33.607	1:03.431	20.323	279.1	15:54.034							
9	2:03.912	35.985	1:07.814	20.113	286.5	17:57.946							
10	1:58.497	33.655	1:04.561	20.281	279.8	19:56.443							
11	1:57.061	33.474	1:03.341	20.246	281.2	21:53.504							
12	2:20.440 B	36.715	1:13.488	30.237	247.7	24:13.944							

99	PEDRO RODRIGUEZ GONZALEZ						ESP
	PRO ELIT DR7			BMW MOTORRAD			
1	2:13.833	45.531	1:07.918	20.384	285.7	2:13.833	
2	1:57.046	33.735	1:03.207	20.104	287.2	4:10.879	
3	1:56.216	33.393	1:02.898	19.925	287.2	6:07.095	
4	1:55.866	33.221	1:02.712	19.933	287.2	8:02.961	
5	2:14.921 B	33.157	1:02.503	39.261	288.0	10:17.882	
6	8:59.475	7:26.531	1:13.185	19.759	288.8	19:17.357	
7	1:55.392	33.136	1:02.388	19.868	286.5	21:12.749	
8	1:56.254	33.311	1:02.979	19.964	288.0	23:09.003	
9	2:35.438 B	47.480	1:17.889	30.069	272.0	25:44.441	