

PREMOTO3

RFME CAMPEONATO DE ESPAÑA DE VELOCIDAD

Carrera (12 Vueltas, 60,9 km.)

Clasificación

Piloto	Nac	Equipo	Moto	Neumaticos	Vlts.	Tiempo	Dif.	Km/h	Mejor Vuelta		
									Vlt.	Tiempo	Km/h
1	11 SERGIO GARCIA DOLS	ESP SCHOOL TEAM ESTRELLA GALICIA 0.0	BEON	DUNLOP	12	25:21.337	-	144.2	9	2:06.199	144.8
2	55 ALEX TOLEDO ROMERO	ESP CUNA DE CAMPEONES	MIR RACING	DUNLOP	12	25:21.349	+0.012	144.2	2	2:05.472	145.7
3	4 ADRIAN CARRASCO ALBA	ESP CUNA CAMPEONES	MIR RACING	DUNLOP	12	25:21.557	+0.220	144.1	4	2:05.950	145.1
4	53 BRIAN DAVID HART	BRA SCHOOL TEAM ESTRELLA GALICIA 0.0	BEON	DUNLOP	12	25:21.567	+0.230	144.1	6	2:05.959	145.1
5	77 ANDREAS A. PEREZ MANRESA	ESP PROCERCASA - 42 MOTORSPORT	BEON	DUNLOP	12	25:21.623	+0.286	144.1	4	2:05.484	145.7
6	25 ANDY VERDOIA	FRA ETG RACING	BEON	DUNLOP	12	25:21.902	+0.565	144.1	10	2:04.901	146.3
7	26 MIGUEL PARRA MARTINEZ	ESP SCHOOL TEAM ESTRELLA GALICIA 0.0	BEON	DUNLOP	12	25:22.090	+0.753	144.1	12	2:05.238	145.9
8	69 CARLOS TATAY VILA	ESP MOTODES	BEON	DUNLOP	12	25:22.254	+0.917	144.1	5	2:06.024	145.0
9	61 IKER GARCIA ABELLA	ESP AVINTIA JUNIOR	BEON	DUNLOP	12	25:22.457	+1.120	144.1	12	2:05.337	145.8
10	35 JOSHUA BAUER	GER SCHOOL TEAM ESTRELLA GALICIA 0.0	BEON	DUNLOP	12	25:22.582	+1.245	144.0	12	2:05.559	145.6
11	5 FRANCESC PEREZ CASAS	ESP ETG RACING	BEON	DUNLOP	12	25:24.294	+2.957	143.9	9	2:05.382	145.8
12	7 BARRY BALTUS	BEL AJO MOTORSPORT ACADEMY	BEON	DUNLOP	12	25:31.225	+9.888	143.2	6	2:06.577	144.4
13	76 JULIAN GIRAL ROMERO	ESP CNS MOTORSPORT	BEON	DUNLOP	12	25:34.705	+13.368	142.9	9	2:06.541	144.4
14	43 XAVIER ARTIGAS LOPEZ	ESP TONI ELIAS RACING	ELIAS	DUNLOP	12	25:36.331	+14.994	142.8	8	2:07.074	143.8
15	91 AITOR ANDUJAR MELQUIADES	ESP NEW PROJECT RACING	MIR RACING	DUNLOP	12	25:36.423	+15.086	142.8	10	2:06.765	144.2
16	28 ALVARO DIAZ CEBRIAN	ESP MRW-ASPAR TEAM	BEON	DUNLOP	12	25:37.022	+15.685	142.7	3	2:07.134	143.8
17	44 MIKEL MATA SABATEL	ESP AMRCOMPETICION	BEON	DUNLOP	12	25:44.734	+23.397	142.0	9	2:07.338	143.5
18	87 FAUSTINO CAÑERO CARRASCO	ESP CUNA DE CAMPEONES	BEON	DUNLOP	12	25:52.661	+31.324	141.3	5	2:07.178	143.7
19	88 LEONARDO TACCINI	ITA VL TEAM	BEON	DUNLOP	12	25:52.824	+31.487	141.2	6	2:07.385	143.5
20	21 CARLOS GONZALEZ GOZALO	ESP NEW PROJECT RACING	MIR RACING	DUNLOP	12	25:53.347	+32.010	141.2	5	2:08.191	142.6
21	89 ANGELO PAOLO FRANCO GAJARI VEN	EUROTRADISRACING TEAM	BEON	DUNLOP	12	25:53.818	+32.481	141.2	5	2:07.679	143.1
22	19 VICTOR RODRIGUEZ NUÑEZ	ESP HALCOURIER MS RACING	BEON	DUNLOP	12	25:59.842	+38.505	140.6	2	2:07.407	143.5
23	45 CLEMENT ROUGE	FRA TEAM C-RACER	MORIWAKI	DUNLOP	12	25:59.929	+38.592	140.6	10	2:08.601	142.1
24	71 RICCARDO ROSSI	ITA RMU	BEON	DUNLOP	12	26:19.581	+58.244	138.9	5	2:10.029	140.6
25	57 KENNY KOSKINEN	FIN KALLIO RACING	BEON	DUNLOP	12	26:24.727	+1:03.390	138.4	3	2:09.593	141.0
26	70 ALVARO DIEZ RODRIGUEZ	ESP TEAM IGAX	BEON	DUNLOP	12	26:51.566	+1:30.229	136.1	11	2:13.129	137.3
27	22 ALEJANDRO CARRION MARTINEZ	ESP PROELIT DR7	MORIWAKI	DUNLOP	12	27:14.466	+1:53.129	134.2	7	2:13.579	136.8
28	90 MARCOS CARDENAS MORALES	ESP MARCOS90 TEAM	BEON	DUNLOP	11	26:00.351	1 Lap	128.8	2	2:18.015	132.4

No clasificados:

10 ADAM IÑIGUEZ GUZMAN	ESP CUNA DE CAMPEONES	DUNLOP	9	19:12.105	3	2:06.943	144.0
74 IVAN RODRIGUEZ NADAL	ESP ALARXA RACING	DUNLOP	4	9:11.410	3	2:16.099	134.3
33 IZAN GUEVARA BONNIN	ESP NEW PROYECT RACING	MIR RACING	DUNLOP				
46 DAVID SALVADOR GOMEZ	ESP CUNA DE CAMPEONES	MIR RACING	DUNLOP				
79 STORM LESTER JOHN STACEY	GBR	BEON	DUNLOP				

No salidos

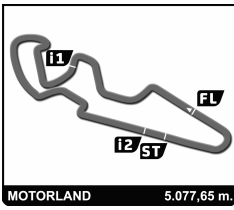
82 BRYAN AGUILAR NAVARRO	ESP BLUFAQ HMA RACING	BEON	DUNLOP				
--------------------------	-----------------------	------	--------	--	--	--	--

Pole		S. GARCIA DOLS	2:04.977
Vuelta Rápida	Vlt. 10	ANDY VERDOIA	2:04.901
			146.3 Kph

Hora de publicación:

Estado de pista: **SECO**

Director de carrera:	Cronometrador:
----------------------	----------------



PREMOTO3

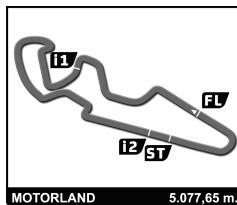
RFME CAMPEONATO DE ESPAÑA DE VELOCIDAD

Carrera

Planing

VUELTA

Nº	Pos	Grid	1	2	3	4	5	6	7	8	9	10	11	12
11	1	11	11	11	11	11	11	55	77	11	11	11	55	11
53	2	53	4	55	55	4	55	11	55	77	55	55	11	55
26	3	26	26	4	4	55	77	4	11	53	53	53	77	4
69	4	69	53	53	53	77	4	77	53	4	4	77	53	53
4	5	4	69	69	69	53	69	53	69	55	69	4	25	77
35	6	35	55	77	77	69	53	69	4	69	77	69	4	25
7	7	7	35	35	35	35	61	61	61	35	25	25	69	26
19	8	19	77	7	7	61	35	35	35	25	61	61	26	69
55	9	55	7	61	61	7	26	26	26	61	35	26	35	61
77	10	77	19	26	26	26	7	7	7	26	26	35	61	35
25	11	25	61	19	10	5	5	5	25	7	5	5	5	5
46	12	46	10	25	19	25	25	25	5	5	7	7	7	7
61	13	61	5	10	5	10	10	10	10	10	10	76	76	76
5	14	5	25	5	25	19	19	19	76	76	76	43	43	43
76	15	76	28	76	28	76	28	76	28	28	43	28	91	91
33	16	33	76	28	76	28	76	28	43	43	28	91	28	28
10	17	10	43	43	43	43	43	43	91	91	91	44	44	44
21	18	21	44	88	44	88	88	88	44	44	44	88	88	87
44	19	44	88	44	88	44	44	44	87	88	87	87	87	88
28	20	28	21	21	21	91	91	91	88	87	88	89	89	21
43	21	43	91	91	91	21	21	21	89	21	21	21	21	89
45	22	45	89	87	87	89	87	87	21	89	89	19	19	19
82	23	82	87	89	89	87	89	89	19	19	19	45	45	45
88	24	88	71	45	45	45	45	45	45	45	45	57	57	71
87	25	87	45	71	57	57	57	57	57	57	57	71	71	57
71	26	71	57	57	71	71	71	71	71	71	71	70	70	70
91	27	91	70	70	70	70	70	70	70	70	70	22	22	22
89	28	89	74	74	22	74	22	22	22	22	22	90	90	
22	29	22	90	22	74	22	90	90	90	90	90			
57	30	57	22	90	90	90								
70	31	70												
79	32	79												
74	33	74												
90	34	90												



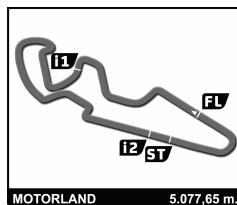
PREMOTO3

RFME CAMPEONATO DE ESPAÑA DE VELOCIDAD

Carrera

Mejores tiempos de sector

SECTOR 1			SECTOR 2			SECTOR 3			Pos	Piloto	Vuelta Ideal	Mejor Vuelta
Pos	Piloto	Tiempo	Piloto	Tiempo	Piloto	Tiempo	Pos	Piloto				
1	25 A.VERDOIA	35.115	25 A.VERDOIA	1:07.115	26 M.PARRA MARTINEZ	22.578	1	25 A.VERDOIA	2:04.855	2:04.901	(1)	
2	35 J.BAUER	35.122	26 M.PARRA MARTINEZ	1:07.359	55 A.TOLED ROMERO	22.583	2	26 M.PARRA MARTINEZ	2:05.120	2:05.238	(2)	
3	76 J.GIRAL ROMERO	35.174	5 F.PEREZ CASAS	1:07.386	61 I.GARCIA ABELLA	22.621	3	55 A.TOLED ROMERO	2:05.223	2:05.472	(5)	
4	26 M.PARRA MARTINEZ	35.183	69 C.TATAY VILA	1:07.404	25 A.VERDOIA	22.625	4	61 I.GARCIA ABELLA	2:05.319	2:05.337	(3)	
5	55 A.TOLED ROMERO	35.202	61 I.GARCIA ABELLA	1:07.408	77 A.PEREZ MANRESA	22.763	5	5 F.PEREZ CASAS	2:05.382	2:05.382	(4)	
6	5 F.PEREZ CASAS	35.216	77 A.PEREZ MANRESA	1:07.431	4 A.CARRASCO ALBA	22.774	6	77 A.PEREZ MANRESA	2:05.429	2:05.484	(6)	
7	77 A.PEREZ MANRESA	35.235	55 A.TOLED ROMERO	1:07.438	5 F.PEREZ CASAS	22.780	7	35 J.BAUER	2:05.528	2:05.559	(7)	
8	53 B.HART	35.287	4 A.CARRASCO ALBA	1:07.517	69 C.TATAY VILA	22.784	8	69 C.TATAY VILA	2:05.533	2:06.024	(10)	
9	61 I.GARCIA ABELLA	35.290	35 J.BAUER	1:07.578	53 B.HART	22.788	9	4 A.CARRASCO ALBA	2:05.593	2:05.950	(8)	
10	11 S.GARCIA DOLS	35.290	11 S.GARCIA DOLS	1:07.613	10 A.IÑIGUEZ GUZMAN	22.813	10	53 B.HART	2:05.729	2:05.959	(9)	
11	7 B.BALTUS	35.292	53 B.HART	1:07.654	35 J.BAUER	22.828	11	11 S.GARCIA DOLS	2:05.804	2:06.199	(11)	
12	4 A.CARRASCO ALBA	35.302	7 B.BALTUS	1:07.967	7 B.BALTUS	22.845	12	7 B.BALTUS	2:06.104	2:06.577	(13)	
13	69 C.TATAY VILA	35.345	76 J.GIRAL ROMERO	1:08.083	87 F.CAÑERO CARRASCO	22.877	13	76 J.GIRAL ROMERO	2:06.268	2:06.541	(12)	
14	10 A.IÑIGUEZ GUZMAN	35.354	91 A.ANDUJAR MELQUIADES	1:08.167	91 A.ANDUJAR MELQUIADES	22.879	14	10 A.IÑIGUEZ GUZMAN	2:06.381	2:06.943	(15)	
15	91 A.ANDUJAR MELQUIADES	35.455	43 X.ARTIGAS LOPEZ	1:08.172	11 S.GARCIA DOLS	22.901	15	91 A.ANDUJAR MELQUIADES	2:06.501	2:06.765	(14)	
16	89 A.FRANCO GAJARDO	35.597	28 A.DIAZ CEBRIAN	1:08.208	43 X.ARTIGAS LOPEZ	22.946	16	43 X.ARTIGAS LOPEZ	2:06.818	2:07.074	(16)	
17	44 M.MATA SABATEL	35.602	10 A.IÑIGUEZ GUZMAN	1:08.214	28 A.DIAZ CEBRIAN	22.964	17	28 A.DIAZ CEBRIAN	2:06.842	2:07.134	(17)	
18	87 F.CAÑERO CARRASCO	35.650	19 V.RODRIGUEZ NUÑEZ	1:08.388	44 M.MATA SABATEL	22.974	18	44 M.MATA SABATEL	2:07.061	2:07.338	(19)	
19	28 A.DIAZ CEBRIAN	35.670	88 L.TACCINI	1:08.394	88 L.TACCINI	22.984	19	87 F.CAÑERO CARRASCO	2:07.095	2:07.178	(18)	
20	43 X.ARTIGAS LOPEZ	35.700	44 M.MATA SABATEL	1:08.485	19 V.RODRIGUEZ NUÑEZ	22.995	20	88 L.TACCINI	2:07.177	2:07.385	(20)	
21	88 L.TACCINI	35.799	87 F.CAÑERO CARRASCO	1:08.568	76 J.GIRAL ROMERO	23.011	21	19 V.RODRIGUEZ NUÑEZ	2:07.271	2:07.407	(21)	
22	21 C.GONZALEZ GOZALO	35.880	89 A.FRANCO GAJARDO	1:08.745	21 C.GONZALEZ GOZALO	23.143	22	89 A.FRANCO GAJARDO	2:07.546	2:07.679	(22)	
23	19 V.RODRIGUEZ NUÑEZ	35.888	45 C.ROUGE	1:08.885	45 C.ROUGE	23.161	23	21 C.GONZALEZ GOZALO	2:08.016	2:08.191	(23)	
24	45 C.ROUGE	36.065	21 C.GONZALEZ GOZALO	1:08.993	89 A.FRANCO GAJARDO	23.204	24	45 C.ROUGE	2:08.111	2:08.601	(24)	
25	71 R.ROSSI	36.188	57 K.KOSKINEN	1:09.551	57 K.KOSKINEN	23.350	25	71 R.ROSSI	2:09.347	2:10.029	(26)	
26	57 K.KOSKINEN	36.458	71 R.ROSSI	1:09.709	71 R.ROSSI	23.450	26	57 K.KOSKINEN	2:09.359	2:09.593	(25)	
27	70 A.DIEZ RODRIGUEZ	37.121	22 A.CARRION MARTINEZ	1:11.648	70 A.DIEZ RODRIGUEZ	23.826	27	70 A.DIEZ RODRIGUEZ	2:12.664	2:13.129	(27)	
28	22 A.CARRION MARTINEZ	37.265	70 A.DIEZ RODRIGUEZ	1:11.717	22 A.CARRION MARTINEZ	24.387	28	22 A.CARRION MARTINEZ	2:13.300	2:13.579	(28)	
29	74 I.RODRIGUEZ NADAL	38.119	74 I.RODRIGUEZ NADAL	1:12.930	74 I.RODRIGUEZ NADAL	24.658	29	74 I.RODRIGUEZ NADAL	2:15.707	2:16.099	(29)	
30	90 M.CARDENAS MORALES	38.812	90 M.CARDENAS MORALES	1:13.553	90 M.CARDENAS MORALES	25.269	30	90 M.CARDENAS MORALES	2:17.634	2:18.015	(30)	



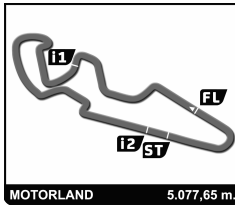
PREMOTO3

RFME CAMPEONATO DE ESPAÑA DE VELOCIDAD

Después de Carrera

Velocidad máxima del evento

Piloto	Equipo	Moto	V. Max	Vlt.	Sesión	
33	IZAN GUEVARA BONNIN	NEW PROYECT RACING	MIR RACING	214.7	3	Warm-up
25	ANDY VERDOIA	ETG RACING	BEON	212.2	2	Entrenamiento Cronometra
61	IKER GARCIA ABELLA	AVINTIA JUNIOR	BEON	212.2	2	Warm-up
28	ALVARO DIAZ CEBRIAN	MRW-ASPAR TEAM	BEON	211.4	1	Carrera
45	CLEMENT ROUGE	TEAM C-RACER	MORIWAKI	211.4	5	Entrenamiento Cronometra
76	JULIAN GIRAL ROMERO	CNS MOTORSPORT	BEON	211.4	10	Entrenamiento Cronometra
5	FRANCESC PEREZ CASAS	ETG RACING	BEON	210.9	9	Carrera
55	ALEX TOLEDO ROMERO	CUNA DE CAMPEONES	MIR RACING	210.9	2	Carrera
26	MIGUEL PARRA MARTINEZ	SCHOOL TEAM ESTRELLA GALICIA 0,0	BEON	210.5	10	Carrera
77	ANDREAS A. PEREZ MANRESA	PROCERCASA - 42 MOTORSPORT	BEON	210.5	10	Carrera
21	CARLOS GONZALEZ GOZALO	NEW PROJECT RACING	MIR RACING	210.1	3	Entrenamiento Cronometra
19	VICTOR RODRIGUEZ NUÑEZ	HALCOURIER MS RACING		209.7	5	Entrenamiento Cronometra
4	ADRIAN CARRASCO ALBA	CUNA CAMPEONES	MIR RACING	209.3	6	Carrera
7	BARRY BALTUS	AJO MOTORSPORT ACADEMY	BEON	209.3	6	Entrenamiento Cronometra
91	AITOR ANDUJAR MELQUIADES	NEW PROJECT RACING	MIR RACING	209.3	3	Carrera
11	SERGIO GARCIA DOLS	SCHOOL TEAM ESTRELLA GALICIA 0,0	BEON	208.5	3	Entrenamiento Cronometra
43	XAVIER ARTIGAS LOPEZ	TONI ELIAS RACING	ELIAS	208.5	5	Warm-up
46	DAVID SALVADOR GOMEZ	CUNA DE CAMPEONES	MIR RACING	208.5	10	Entrenamiento Cronometra
87	FAUSTINO CAÑERO CARRASCO	CUNA DE CAMPEONES		208.5	6	Entrenamiento Cronometra
88	LEONARDO TACCINI	VL TEAM		208.5	5	Warm-up
10	ADAM IÑIGUEZ GUZMAN	CUNA DE CAMPEONES		208.1	2	Carrera
35	JOSHUA BAUER	SCHOOL TEAM ESTRELLA GALICIA 0,0	BEON	207.7	3	Warm-up
69	CARLOS TATAY VILA	MOTODES		207.7	1	Carrera
53	BRIAN DAVID HART	SCHOOL TEAM ESTRELLA GALICIA 0,0	BEON	207.3	3	Entrenamiento Cronometra
82	BRYAN AGUILAR NAVARRO	BLUMAQ HMA RACING	BEON	206.9	2	Entrenamiento Cronometra
44	MIKEL MATA SABATEL	AMRCOMPETICION	BEON	206.5	2	Entrenamiento Cronometra
57	KENNY KOSKINEN	KALLIO RACING	BEON	203.4	1	Entrenamiento Cronometra
71	RICCARDO ROSSI	RMU		202.2	3	Warm-up
70	ALVARO DIEZ RODRIGUEZ	TEAM IGAX	BEON	201.9	2	Warm-up
79	STORM LESTER JOHN STACEY		BEON	201.5	3	Warm-up
27	ALEX PEREZ VIADEL	BLUMAQ HMA RACING	BEON	200.0	7	Entrenamiento Cronometra
22	ALEJANDRO CARRION MARTINEZ	PROELIT DR7	MORIWAKI	199.3	7	Entrenamiento Cronometra
89	ANGELO PAOLO FRANCO GAJARDO	EUROTRADISRACING TEAM		196.7	11	Entrenamiento Cronometra
74	IVAN RODRIGUEZ NADAL	ALARXA RACING		190.5	2	Warm-up
90	MARCOS CARDENAS MORALES	MARCOS90 TEAM		186.9	1	Entrenamiento Cronometra



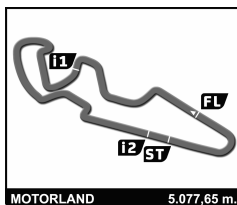
PREMOTO3

RFME CAMPEONATO DE ESPAÑA DE VELOCIDAD

Carrera

Secuencia de lideres

Nº	Piloto	Equipo	Moto	Vuelta Inicio	Vuelta Final	Vlts.	Total Vlts.
11	SERGIO GARCIA DOLS	SCHOOL TEAM ESTRELLA GALICIA 0,(BEON		1	5	5	5
55	ALEX TOLEDO ROMERO	CUNA DE CAMPEONES	MIR RACING	6	6	1	1
77	ANDREAS A. PEREZ MANRESA	PROCERCASA - 42 MOTORSPORT	BEON	7	7	1	1
11	SERGIO GARCIA DOLS	SCHOOL TEAM ESTRELLA GALICIA 0,(BEON		8	10	3	8
55	ALEX TOLEDO ROMERO	CUNA DE CAMPEONES	MIR RACING	11	11	1	2
11	SERGIO GARCIA DOLS	SCHOOL TEAM ESTRELLA GALICIA 0,(BEON		12	12	1	9



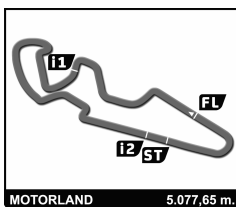
PREMOTO3

RFME CAMPEONATO DE ESPAÑA DE VELOCIDAD

Carrera

Secuencia de vueltas rápidas

Tiempo de sesión	Piloto	Equipo	Moto	Neumaticos	Tiempo	km/h	Vlt.
4:15.219	11 SERGIO GARCIA DOLS	SCHOOL TEAM ESTRELLA GALICIA 0,0	BEON	DUNLOP	2:06.710	144.2	2
4:15.932	55 ALEX TOLEDO ROMERO	CUNA DE CAMPEONES	MIR RACING	DUNLOP	2:05.472	145.7	2
19:03.822	25 ANDY VERDOIA	ETG RACING	BEON	DUNLOP	2:05.345	145.8	9
21:08.723	25 ANDY VERDOIA	ETG RACING	BEON	DUNLOP	2:04.901	146.3	10



PREMOTO3

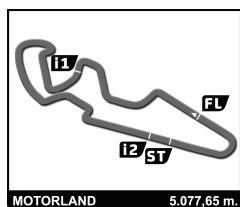
RFME CAMPEONATO DE ESPAÑA DE VELOCIDAD

Carrera

Tiempos por vuelta

 Piloto Doblado

Nº	Tiempo	Dif.	Nº	Tiempo	Dif.	Nº	Tiempo	Dif.	Nº	Tiempo	Dif.	Nº	Tiempo	Dif.
70	2:13.964	1'09.436	19	2:09.001	35.437									
22	2:15.251	1'27.006	45	2:09.211	35.717									
Vuelta 10			57	2:10.820	52.524									
11	2:06.384		71	2:10.713	52.633									
55	2:06.381	0.117	70	2:13.129	1'23.765									
90	2:21.083	1 Lap	22	2:14.173	1'42.881									
53	2:06.415	0.261	Vuelta 12											
77	2:06.186	0.341	11	2:06.850										
4	2:06.371	0.484	55	2:06.905	0.012									
69	2:06.458	0.602	4	2:06.676	0.220									
25	2:04.901	0.646	53	2:06.816	0.230									
61	2:06.242	2.784	77	2:07.066	0.286									
26	2:06.061	2.901	25	2:07.022	0.565									
35	2:06.391	3.050	26	2:05.238	0.753									
5	2:06.367	3.371	69	2:06.113	0.917									
7	2:07.301	5.577	61	2:05.337	1.120									
76	2:06.858	11.492	35	2:05.559	1.245									
43	2:07.311	13.486	5	2:06.398	2.957									
28	2:07.715	14.026	7	2:09.377	9.888									
91	2:06.765	14.468	76	2:07.782	13.368									
44	2:08.422	17.082	43	2:07.131	14.994									
88	2:09.246	26.723	91	2:07.112	15.086									
87	2:09.529	26.977	28	2:07.626	15.685									
89	2:08.711	27.054	44	2:10.047	23.397									
21	2:08.911	27.212	87	2:09.055	31.324									
19	2:09.248	32.803	88	2:09.382	31.487									
45	2:08.601	32.873	21	2:09.293	32.010									
57	2:10.921	48.071	89	2:09.950	32.481									
71	2:10.980	48.287	19	2:09.961	38.505									
70	2:13.951	1'17.003	45	2:09.768	38.592									
22	2:14.453	1'35.075	90	2:21.319	1 Lap									
Vuelta 11			71	2:12.504	58.244									
55	2:06.250		57	2:17.759	1'03.390									
11	2:06.410	0.043	70	2:13.357	1'30.229									
77	2:06.139	0.113	22	2:17.141	1'53.129									
53	2:06.413	0.307												
25	2:06.157	0.436												
4	2:06.320	0.437												
69	2:07.462	1.697												
26	2:05.874	2.408												
35	2:05.896	2.579												
61	2:06.259	2.676												
5	2:06.448	3.452												
7	2:08.194	7.404												
76	2:07.354	12.479												
43	2:07.637	14.756												
91	2:06.766	14.867												
28	2:07.293	14.952												
44	2:09.528	20.243												
90	2:30.695	1 Lap												
88	2:08.642	28.998												
87	2:08.552	29.162												
89	2:08.737	29.424												
21	2:08.765	29.610												



PREMOTO3

RFME CAMPEONATO DE ESPAÑA DE VELOCIDAD

Carrera

Vuelta a vuelta

Mejor Personal Mejor de la sesión B Cruzando la línea de meta por el pit lane.

Vlt.	Tiempo	Sector 1	Sector 2	Sector 3	Km/h	T. Sesión	Vlt.	Tiempo	Sector 1	Sector 2	Sector 3	Km/h	T. Sesión	
76	JULIAN GIRAL ROMERO ESP						ESP	9	2:08.501	36.115	1:09.152	23.234	196.4	19:25.554
	CNS MOTORSPORT BEON							10	2:09.246	36.278	1:09.502	23.466	197.4	21:34.800
1	2:13.322	40.479	1:09.832	23.011	209.3	2:13.322	11	2:08.642	36.139	1:09.018	23.485	194.9	23:43.442	
2	2:07.372	35.850	1:08.494	23.028	201.1	4:20.694	12	2:09.382	36.110	1:09.708	23.564	194.9	25:52.824	
3	2:07.674	35.574	1:08.721	23.379	198.9	6:28.368	89 ANGELO PAOLO FRANCO GAJARDO VEN							
4	2:07.228	35.669	1:08.384	23.175	202.6	8:35.596	EUROTRADISRACING TEAM							
5	2:08.570	36.573	1:08.604	23.393	201.1	10:44.166	1	2:15.961	42.575	1:09.990	23.396	196.0	2:15.961	
6	2:07.659	35.492	1:08.662	23.505	194.2	12:51.825	2	2:08.786	36.141	1:09.441	23.204	193.2	4:24.747	
7	2:07.327	35.659	1:08.414	23.254	196.4	14:59.152	3	2:08.220	36.006	1:08.962	23.252	194.9	6:32.967	
8	2:07.018	35.493	1:08.289	23.236	196.7	17:06.170	4	2:08.044	35.961	1:08.813	23.270	191.8	8:41.011	
9	2:06.541	35.343	1:08.083	23.115	197.4	19:12.711	5	2:07.679	35.597	1:08.745	23.337	194.9	10:48.690	
10	2:06.858	35.174	1:08.366	23.318	197.1	21:19.569	6	2:09.764	36.231	1:09.713	23.820	187.8	12:58.454	
11	2:07.354	35.496	1:08.579	23.279	196.4	23:26.923	7	2:10.171	36.150	1:10.226	23.795	188.8	15:08.625	
12	2:07.782	35.713	1:08.608	23.461	196.0	25:34.705	8	2:08.955	35.873	1:09.689	23.393	189.1	17:17.580	
77	ANDREAS A. PEREZ MANRESA ESP						ESP	9	2:08.840	36.154	1:09.158	23.528	191.2	19:26.420
	PROCERCASA - 42 MOTORSPORT BEON							10	2:08.711	35.864	1:09.324	23.523	193.9	21:35.131
1	2:10.745	38.991	1:08.952	22.802	210.1	2:10.745	11	2:08.737	36.017	1:09.178	23.542	191.5	23:43.868	
2	2:06.304	35.518	1:07.794	22.992	202.2	4:17.049	12	2:09.950	36.029	1:10.175	23.746	191.8	25:53.818	
3	2:05.757	35.527	1:07.431	22.799	201.9	6:22.806	90 MARCOS CARDENAS MORALES ESP							
4	2:05.484	35.235	1:07.486	22.763	201.5	8:28.290	MARCOS90 TEAM							
5	2:06.257	35.270	1:07.982	23.005	201.9	10:34.547	1	2:23.079	43.907	1:13.903	25.269	184.9	2:23.079	
6	2:06.699	35.776	1:07.772	23.151	203.4	12:41.246	2	2:18.015	38.812	1:13.553	25.650	182.7	4:41.094	
7	2:07.413	35.835	1:08.407	23.171	196.0	14:48.659	3	2:19.205	38.990	1:13.712	26.503	175.0	7:00.299	
8	2:06.910	35.858	1:08.066	22.986	199.6	16:55.569	4	2:23.673	40.146	1:14.975	28.552	175.6	9:23.972	
9	2:06.663	35.381	1:07.534	23.748	194.9	19:02.232	5	2:21.593	40.436	1:14.551	26.606	172.0	11:45.565	
10	2:06.186	35.584	1:07.595	23.007	210.5	21:08.418	6	2:19.715	38.883	1:14.493	26.339	174.2	14:05.280	
11	2:06.139	35.427	1:07.744	22.968	202.2	23:14.557	7	2:20.914	39.793	1:14.774	26.347	172.5	16:26.194	
12	2:07.066	35.734	1:08.242	23.090	194.6	25:21.623	8	2:21.060	40.065	1:14.608	26.387	172.2	18:47.254	
87	FAUSTINO CAÑERO CARRASCO ESP						ESP	9	2:21.083	39.591	1:15.196	26.296	177.3	21:08.337
	CUNA DE CAMPEONES							10	2:30.695	48.684	1:15.924	26.087	176.8	23:39.032
1	2:15.992	42.376	1:10.739	22.877	204.5	2:15.992	11	2:21.319	39.814	1:15.613	25.892	178.8	26:00.351	
2	2:08.636	36.033	1:09.303	23.300	194.2	4:24.628	91 AITOR ANDUJAR MELQUIADES ESP							
3	2:08.289	36.023	1:09.052	23.214	200.0	6:32.917	NEW PROJECT RACING MIR RACING							
4	2:08.486	36.191	1:09.204	23.091	198.9	8:41.403	1	2:15.583	41.979	1:10.714	22.890	207.7	2:15.583	
5	2:07.178	35.650	1:08.568	22.960	205.7	10:48.581	2	2:08.236	35.893	1:09.188	23.155	205.3	4:23.819	
6	2:09.807	36.147	1:10.097	23.563	192.2	12:58.388	3	2:08.124	36.116	1:08.966	23.042	209.3	6:31.943	
7	2:09.801	36.356	1:10.004	23.441	196.0	15:08.189	4	2:07.933	36.004	1:08.977	22.952	206.5	8:39.876	
8	2:09.143	36.195	1:09.368	23.580	196.0	17:17.332	5	2:07.604	35.669	1:08.765	23.170	205.7	10:47.480	
9	2:08.193	36.124	1:09.011	23.058	202.6	19:25.525	6	2:07.033	35.607	1:08.382	23.044	204.2	12:54.513	
10	2:09.529	36.555	1:09.581	23.393	200.4	21:35.054	7	2:07.435	35.936	1:08.516	22.983	205.7	15:01.948	
11	2:08.552	36.339	1:08.899	23.314	197.8	23:43.606	8	2:06.983	35.521	1:08.321	23.141	200.4	17:08.931	
12	2:09.055	36.112	1:09.633	23.310	199.3	25:52.661	9	2:06.849	35.500	1:08.225	23.124	202.6	19:15.780	
88	LEONARDO TACCINI ITA						ITA	10	2:06.765	35.455	1:08.255	23.055	205.3	21:22.545
	VL TEAM							11	2:06.766	35.560	1:08.327	22.879	206.5	23:29.311
1	2:14.011	41.490	1:09.537	22.984	206.1	2:14.011	12	2:07.112	35.986	1:08.167	22.959	207.7	25:36.423	
2	2:08.746	36.372	1:09.033	23.341	196.7	4:22.757								
3	2:08.339	36.114	1:09.047	23.178	200.0	6:31.096								
4	2:07.405	35.909	1:08.483	23.013	201.1	8:38.501								
5	2:07.586	35.799	1:08.755	23.032	201.9	10:46.087								
6	2:07.385	35.884	1:08.394	23.107	199.6	12:53.472								
7	2:15.068	35.946	1:15.874	23.248	200.0	15:08.540								
8	2:08.513	36.210	1:08.959	23.344	195.7	17:17.053								