

MOTORLAND 5.077,65 m.

## PREMOTO3

### RFME CAMPEONATO DE ESPAÑA DE VELOCIDAD

#### Entrenamiento Cronometrado 2

Amended

### Clasificación

Nº	Piloto	Nac	Equipo	Moto	Neumaticos	Tiempo	Vlt.	Total	Dif.	Km/h
1	11 SERGIO GARCIA DOLS	ESP	SCHOOL TEAM ESTRELLA GALICIA 0,0	BEON	DUNLOP	2:04.977	3	10	-	146.2
2	53 BRIAN DAVID HART	BRA	SCHOOL TEAM ESTRELLA GALICIA 0,0	BEON	DUNLOP	2:05.544	8	13	+0.567	145.6
3	35 JOSHUA BAUER	GER	SCHOOL TEAM ESTRELLA GALICIA 0,0	BEON	DUNLOP	2:05.556	12	13	+0.579	145.6
4	26 MIGUEL PARRA MARTINEZ	ESP	SCHOOL TEAM ESTRELLA GALICIA 0,0	BEON	DUNLOP	2:05.761	13	13	+0.784	145.3
5	69 CARLOS TATAY VILA	ESP	MOTODES		DUNLOP	2:05.846	14	15	+0.869	145.2
6	4 ADRIAN CARRASCO ALBA	ESP	CUNA CAMPEONES	MIR RACING	DUNLOP	2:05.934	14	15	+0.957	145.1
7	7 BARRY BALTUS	BEL	AJO MOTORSPORT ACADEMY	BEON	DUNLOP	2:05.995	12	13	+1.018	145.1
8	19 VICTOR RODRIGUEZ NUÑEZ	ESP	HALCOURIER MS RACING		DUNLOP	2:06.006	7	12	+1.029	145.1
9	55 ALEX TOLEDO ROMERO	ESP	CUNA DE CAMPEONES	MIR RACING	DUNLOP	2:06.062	12	12	+1.085	145.0
10	77 ANDREAS A. PEREZ MANRESA	ESP	PROCERCASA - 42 MOTORSPORT	BEON	DUNLOP	2:06.116	12	13	+1.139	144.9
11	25 ANDY VERDOIA	FRA	ETG RACING	BEON	DUNLOP	2:06.230	13	14	+1.253	144.8
12	76 JULIAN GIRAL ROMERO	ESP	CNS MOTORSPORT	BEON	DUNLOP	2:06.294	13	13	+1.317	144.7
13	46 DAVID SALVADOR GOMEZ	ESP	CUNA DE CAMPEONES	MIR RACING	DUNLOP	2:06.389	2	6	+1.412	144.6
14	61 IKER GARCIA ABELLA	ESP	AVINTIA JUNIOR	BEON	DUNLOP	2:06.479	15	15	+1.502	144.5
15	5 FRANCESC PEREZ CASAS	ESP	ETG RACING	BEON	DUNLOP	2:06.688	6	10	+1.711	144.3
16	10 ADAM IÑIGUEZ GUZMAN	ESP	CUNA DE CAMPEONES		DUNLOP	2:06.864	14	14	+1.887	144.1
17	21 CARLOS GONZALEZ GOZALO	ESP	NEW PROJECT RACING	MIR RACING	DUNLOP	2:07.210	3	11	+2.233	143.7
18	44 MIKEL MATA SABATEL	ESP	AMRCOMPETICION	BEON	DUNLOP	2:07.233	12	13	+2.256	143.7
19	28 ALVARO DIAZ CEBRIAN	ESP	MRW-ASPAR TEAM	BEON	DUNLOP	2:07.286	4	12	+2.309	143.6
20	45 CLEMENT ROUGE	FRA	TEAM C-RACER	MORIWAKI	DUNLOP	2:07.405	5	15	+2.428	143.5
21	82 BRYAN AGUILAR NAVARRO	ESP	BLUMAQ HMA RACING	BEON	DUNLOP	2:07.489	5	9	+2.512	143.4
22	88 LEONARDO TACCINI	ITA	VL TEAM		DUNLOP	2:07.961	9	12	+2.984	142.8
23	87 FAUSTINO CAÑERO CARRASCO	ESP	CUNA DE CAMPEONES		DUNLOP	2:08.132	14	14	+3.155	142.6
24	71 RICCARDO ROSSI	ITA	RMU		DUNLOP	2:08.446	12	14	+3.469	142.3
25	91 AITOR ANDUJAR MELQUIADES	ESP	NEW PROJECT RACING	MIR RACING	DUNLOP	2:09.281	4	11	+4.304	141.4
26	89 ANGELO PAOLO FRANCO GAJARI	VEN	EUROTRADISRACING TEAM		DUNLOP	2:09.610	14	14	+4.633	141.0
27	22 ALEJANDRO CARRION MARTINEZ	ESP	PROELIT DR7	MORIWAKI	DUNLOP	2:10.669	12	14	+5.692	139.9
28	57 KENNY KOSKINEN	FIN	KALLIO RACING	BEON	DUNLOP	2:11.422	5	13	+6.445	139.1
29	70 ALVARO DIEZ RODRIGUEZ	ESP	TEAM IGAX	BEON	DUNLOP	2:12.439	13	13	+7.462	138.0
30	79 STORM LESTER JOHN STACEY	GBR		BEON	DUNLOP	2:13.938	2	4	+8.961	136.5
31	27 ALEX PEREZ VIADEL	ESP	BLUMAQ HMA RACING	BEON	DUNLOP	2:14.334	5	8	+9.357	136.1
32	74 IVAN RODRIGUEZ NADAL	ESP	ALARXA RACING		DUNLOP	2:14.542	5	13	+9.565	135.8
33	90 MARCOS CARDENAS MORALES	ESP	MARCOS90 TEAM		DUNLOP	2:20.600	2	13	+15.623	130.0

Tiempo Máximo: 2:23.723

33	IZAN GUEVARA BONNIN	ESP	NEW PROYECT RACING	MIR RACING	DUNLOP					
----	---------------------	-----	--------------------	------------	--------	--	--	--	--	--

Excluidos

43	XAVIER ARTIGAS LOPEZ	ESP	TONI ELIAS RACING	ELIAS	DUNLOP	2:06.202	3	12		144.8
----	----------------------	-----	-------------------	-------	--------	----------	---	----	--	-------

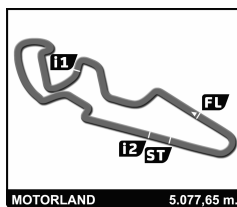
<b>Vuelta Rápida</b>	Vlt. 3	SERGIO GARCIA DOLS	2:04.977	146.2 Kph
----------------------	--------	--------------------	----------	-----------

#43 - EXCLUSIÓN SEGÚN ART. 106 REGLAMENTO DEPORTIO RFME

Hora de publicación: .....

Estado de la pista: **SECO**

Director de carrera:	Cronometrador:
----------------------	----------------



### PREMOTO3

## RFME CAMPEONATO DE ESPAÑA DE VELOCIDAD

### Entrenamiento Cronometrado

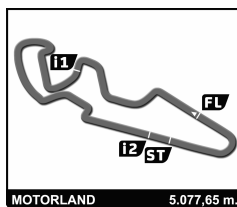
### Clasificación

Amended

Nº Piloto	Nat	Equipo	Sesión 1		Sesión 2		Tiempo	Dif.			
			Tiempo	Vit.	Tiempo	Vit.					
1	11	SERGIO GARCIA DOLS	ESP	SCHOOL TEAM ESTRELLA GALICIA 0,0	2:06.989	6	2:04.977	3	2:04.977		
2	53	BRIAN DAVID HART	BRA	SCHOOL TEAM ESTRELLA GALICIA 0,0	2:07.410	8	2:05.544	8	2:05.544	+0.567	+0.567
3	35	JOSHUA BAUER	GER	SCHOOL TEAM ESTRELLA GALICIA 0,0	2:06.981	8	2:05.556	12	2:05.556	+0.579	+0.012
4	26	MIGUEL PARRA MARTINEZ	ESP	SCHOOL TEAM ESTRELLA GALICIA 0,0	2:07.143	7	2:05.761	13	2:05.761	+0.784	+0.205
5	69	CARLOS TATAY VILA	ESP	MOTODES	2:07.074	7	2:05.846	14	2:05.846	+0.869	+0.085
6	4	ADRIAN CARRASCO ALBA	ESP	CUNA CAMPEONES	2:06.888	9	2:05.934	14	2:05.934	+0.957	+0.088
7	7	BARRY BALTUS	BEL	AJO MOTORSPORT ACADEMY	2:07.307	4	2:05.995	12	2:05.995	+1.018	+0.061
8	19	VICTOR RODRIGUEZ NUÑEZ	ESP	HALCOURIER MS RACING	2:08.309	5	2:06.006	7	2:06.006	+1.029	+0.011
9	55	ALEX TOLEDO ROMERO	ESP	CUNA DE CAMPEONES	2:07.693	5	2:06.062	12	2:06.062	+1.085	+0.056
10	77	ANDREAS A. PEREZ MANRESA	ESP	PROCERCASA - 42 MOTORSPORT	2:10.597	3	2:06.116	12	2:06.116	+1.139	+0.054
11	25	ANDY VERDOIA	FRA	ETG RACING	2:08.324	9	2:06.230	13	2:06.230	+1.253	+0.114
12	76	JULIAN GIRAL ROMERO	ESP	CNS MOTORSPORT	2:07.931	9	2:06.294	13	2:06.294	+1.317	+0.064
13	46	DAVID SALVADOR GOMEZ	ESP	CUNA DE CAMPEONES			2:06.389	2	2:06.389	+1.412	+0.095
14	61	IKER GARCIA ABELLA	ESP	AVINTIA JUNIOR	2:07.670	11	2:06.479	15	2:06.479	+1.502	+0.090
15	5	FRANCESC PEREZ CASAS	ESP	ETG RACING	2:07.375	4	2:06.688	6	2:06.688	+1.711	+0.209
16	33	IZAN GUEVARA BONNIN	ESP	NEW PROYECT RACING	2:06.780	9			2:06.780	+1.803	+0.092
17	10	ADAM IÑIGUEZ GUZMAN	ESP	CUNA DE CAMPEONES	2:08.563	6	2:06.864	14	2:06.864	+1.887	+0.084
18	21	CARLOS GONZALEZ GOZALO	ESP	NEW PROJECT RACING	2:08.705	3	2:07.210	3	2:07.210	+2.233	+0.346
19	44	MIKEL MATA SABATEL	ESP	AMRCOMPETICION	2:08.768	4	2:07.233	12	2:07.233	+2.256	+0.023
20	28	ALVARO DIAZ CEBRIAN	ESP	MRW-ASPAR TEAM	2:08.846	10	2:07.286	4	2:07.286	+2.309	+0.053
21	43	XAVIER ARTIGAS LOPEZ	ESP	TONI ELIAS RACING	2:07.363	9			2:07.363	+2.386	+0.077
22	45	CLEMENT ROUGE	FRA	TEAM C-RACER	2:08.166	7	2:07.405	5	2:07.405	+2.428	+0.042
23	82	BRYAN AGUILAR NAVARRO	ESP	BLUMAQ HMA RACING	2:08.324	9	2:07.489	5	2:07.489	+2.512	+0.084
24	88	LEONARDO TACCINI	ITA	VL TEAM	2:09.097	8	2:07.961	9	2:07.961	+2.984	+0.472
25	87	FAUSTINO CAÑERO CARRASCO	ESP	CUNA DE CAMPEONES	2:07.964	9	2:08.132	14	2:07.964	+2.987	+0.003
26	71	RICCARDO ROSSI	ITA	RMU	2:10.437	7	2:08.446	12	2:08.446	+3.469	+0.482
27	91	AITOR ANDUJAR MELQUIADES	ESP	NEW PROJECT RACING	2:11.377	10	2:09.281	4	2:09.281	+4.304	+0.835
28	89	ANGELO PAOLO FRANCO GAJARD	VEN	EUROTRADISRACING TEAM	2:10.846	9	2:09.610	14	2:09.610	+4.633	+0.329
29	22	ALEJANDRO CARRION MARTINEZ	ESP	PROELIT DR7	2:15.077	6	2:10.669	12	2:10.669	+5.692	+1.059
30	57	KENNY KOSKINEN	FIN	KALLIO RACING	2:12.311	5	2:11.422	5	2:11.422	+6.445	+0.753
31	70	ALVARO DIEZ RODRIGUEZ	ESP	TEAM IGAX	2:19.448	2	2:12.439	13	2:12.439	+7.462	+1.017
32	79	STORM LESTER JOHN STACEY	GBR				2:13.938	2	2:13.938	+8.961	+1.499
33	27	ALEX PEREZ VIADEL	ESP	BLUMAQ HMA RACING	2:15.191	6	2:14.334	5	2:14.334	+9.357	+0.396
34	74	IVAN RODRIGUEZ NADAL	ESP	ALARXA RACING	2:16.039	5	2:14.542	5	2:14.542	+9.565	+0.208
35	90	MARCOS CARDENAS MORALES	ESP	MARCOS90 TEAM	2:20.967	4	2:20.600	2	2:20.600	+15.623	+6.058

Hora publicación: .....

Director de carrera:	Cronometrador:
----------------------	----------------



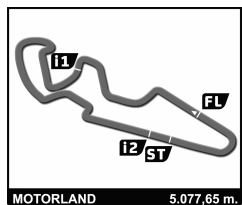
## PREMOTO3

### RFME CAMPEONATO DE ESPAÑA DE VELOCIDAD

#### Entrenamiento Cronometrado 2

#### Mejores tiempos de sector

SECTOR 1			SECTOR 2			SECTOR 3			Pos	Piloto	Vuelta Ideal	Mejor Vuelta
Pos	Piloto	Tiempo	Piloto	Tiempo	Piloto	Tiempo	Pos	Piloto				
1	53 B.HART	35.108	11 S.GARCIA DOLS	1:07.100	11 S.GARCIA DOLS	22.484	1	11 S.GARCIA DOLS	2:04.749	2:04.977	(1)	
2	26 M.PARRA MARTINEZ	35.161	35 J.BAUER	1:07.193	7 B.BALTUS	22.726	2	53 B.HART	2:05.237	2:05.544	(2)	
3	11 S.GARCIA DOLS	35.165	53 B.HART	1:07.316	76 J.GIRAL ROMERO	22.757	3	35 J.BAUER	2:05.308	2:05.556	(3)	
4	69 C.TATAY VILA	35.183	69 C.TATAY VILA	1:07.317	21 C.GONZALEZ GOZALO	22.782	4	69 C.TATAY VILA	2:05.489	2:05.846	(5)	
5	4 A.CARRASCO ALBA	35.191	19 V.RODRIGUEZ NUÑEZ	1:07.550	25 A.VERDOIA	22.785	5	7 B.BALTUS	2:05.675	2:05.995	(7)	
6	55 A.TOLEDO ROMERO	35.215	77 A.PEREZ MANRESA	1:07.573	53 B.HART	22.813	6	26 M.PARRA MARTINEZ	2:05.761	2:05.761	(4)	
7	35 J.BAUER	35.233	7 B.BALTUS	1:07.611	19 V.RODRIGUEZ NUÑEZ	22.822	7	55 A.TOLEDO ROMERO	2:05.779	2:06.062	(9)	
8	77 A.PEREZ MANRESA	35.335	43 X.ARTIGAS LOPEZ	1:07.653	26 M.PARRA MARTINEZ	22.853	8	4 A.CARRASCO ALBA	2:05.805	2:05.934	(6)	
9	7 B.BALTUS	35.338	4 A.CARRASCO ALBA	1:07.662	10 A.IÑIGUEZ GUZMAN	22.876	9	19 V.RODRIGUEZ NUÑEZ	2:05.861	2:06.006	(8)	
10	76 J.GIRAL ROMERO	35.423	55 A.TOLEDO ROMERO	1:07.673	35 J.BAUER	22.882	10	77 A.PEREZ MANRESA	2:05.919	2:06.116	(10)	
11	61 I.GARCIA ABELLA	35.457	25 A.VERDOIA	1:07.686	55 A.TOLEDO ROMERO	22.891	11	25 A.VERDOIA	2:05.952	2:06.230	(12)	
12	10 A.IÑIGUEZ GUZMAN	35.470	46 D.SALVADOR GOMEZ	1:07.731	61 I.GARCIA ABELLA	22.894	12	76 J.GIRAL ROMERO	2:06.028	2:06.294	(13)	
13	25 A.VERDOIA	35.481	26 M.PARRA MARTINEZ	1:07.747	45 C.ROUGE	22.902	13	43 X.ARTIGAS LOPEZ	2:06.133	2:06.202	(11)	
14	19 V.RODRIGUEZ NUÑEZ	35.489	76 J.GIRAL ROMERO	1:07.848	87 F.CAÑERO CARRASCO	22.910	14	46 D.SALVADOR GOMEZ	2:06.336	2:06.389	(14)	
15	44 M.MATA SABATEL	35.492	5 F.PEREZ CASAS	1:07.849	88 L.TACCINI	22.924	15	5 F.PEREZ CASAS	2:06.353	2:06.688	(16)	
16	43 X.ARTIGAS LOPEZ	35.493	61 I.GARCIA ABELLA	1:08.068	5 F.PEREZ CASAS	22.925	16	61 I.GARCIA ABELLA	2:06.419	2:06.479	(15)	
17	5 F.PEREZ CASAS	35.579	10 A.IÑIGUEZ GUZMAN	1:08.099	82 B.AGUILAR NAVARRO	22.947	17	10 A.IÑIGUEZ GUZMAN	2:06.445	2:06.864	(17)	
18	46 D.SALVADOR GOMEZ	35.592	21 C.GONZALEZ GOZALO	1:08.249	4 A.CARRASCO ALBA	22.952	18	21 C.GONZALEZ GOZALO	2:06.879	2:07.210	(18)	
19	45 C.ROUGE	35.658	82 B.AGUILAR NAVARRO	1:08.332	43 X.ARTIGAS LOPEZ	22.987	19	45 C.ROUGE	2:06.914	2:07.405	(21)	
20	28 A.DIAZ CEBRIAN	35.722	45 C.ROUGE	1:08.354	69 C.TATAY VILA	22.989	20	44 M.MATA SABATEL	2:07.068	2:07.233	(19)	
21	82 B.AGUILAR NAVARRO	35.817	28 A.DIAZ CEBRIAN	1:08.431	28 A.DIAZ CEBRIAN	22.995	21	82 B.AGUILAR NAVARRO	2:07.096	2:07.489	(22)	
22	21 C.GONZALEZ GOZALO	35.848	44 M.MATA SABATEL	1:08.456	77 A.PEREZ MANRESA	23.011	22	28 A.DIAZ CEBRIAN	2:07.148	2:07.286	(20)	
23	88 L.TACCINI	35.862	87 F.CAÑERO CARRASCO	1:08.625	46 D.SALVADOR GOMEZ	23.013	23	87 F.CAÑERO CARRASCO	2:07.451	2:08.132	(24)	
24	87 F.CAÑERO CARRASCO	35.916	88 L.TACCINI	1:08.694	44 M.MATA SABATEL	23.120	24	88 L.TACCINI	2:07.480	2:07.961	(23)	
25	71 R.ROSSI	36.012	71 R.ROSSI	1:08.895	91 A.ANDUJAR MELQUIADES	23.375	25	71 R.ROSSI	2:08.303	2:08.446	(25)	
26	91 A.ANDUJAR MELQUIADES	36.147	89 A.FRANCO GAJARDO	1:09.476	71 R.ROSSI	23.396	26	91 A.ANDUJAR MELQUIADES	2:09.059	2:09.281	(26)	
27	89 A.FRANCO GAJARDO	36.177	91 A.ANDUJAR MELQUIADES	1:09.537	57 K.KOSKINEN	23.512	27	89 A.FRANCO GAJARDO	2:09.390	2:09.610	(27)	
28	22 A.CARRION MARTINEZ	36.442	22 A.CARRION MARTINEZ	1:10.264	89 A.FRANCO GAJARDO	23.737	28	22 A.CARRION MARTINEZ	2:10.559	2:10.669	(28)	
29	57 K.KOSKINEN	36.845	57 K.KOSKINEN	1:10.441	22 A.CARRION MARTINEZ	23.853	29	57 K.KOSKINEN	2:10.798	2:11.422	(29)	
30	70 A.DIEZ RODRIGUEZ	37.206	70 A.DIEZ RODRIGUEZ	1:11.109	70 A.DIEZ RODRIGUEZ	23.869	30	70 A.DIEZ RODRIGUEZ	2:12.184	2:12.439	(30)	
31	27 A.PEREZ VIADEL	37.624	79 S.STACEY	1:11.814	27 A.PEREZ VIADEL	24.144	31	27 A.PEREZ VIADEL	2:13.915	2:14.334	(32)	
32	74 I.RODRIGUEZ NADAL	37.692	74 I.RODRIGUEZ NADAL	1:11.993	79 S.STACEY	24.413	32	79 S.STACEY	2:13.938	2:13.938	(31)	
33	79 S.STACEY	37.711	27 A.PEREZ VIADEL	1:12.147	74 I.RODRIGUEZ NADAL	24.535	33	74 I.RODRIGUEZ NADAL	2:14.220	2:14.542	(33)	
34	90 M.CARDENAS MORALES	39.707	90 M.CARDENAS MORALES	1:15.125	90 M.CARDENAS MORALES	25.411	34	90 M.CARDENAS MORALES	2:20.243	2:20.600	(34)	



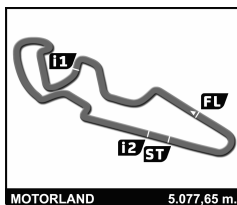
## PREMOTO3

### RFME CAMPEONATO DE ESPAÑA DE VELOCIDAD

#### Después de Entrenamiento Cronometrado 2

#### Velocidad máxima del evento

Piloto	Equipo	Moto	V. Max	Vlt.	Sesión	
33	IZAN GUEVARA BONNIN	NEW PROYECT RACING	MIR RACING	213.4	9	Entrenamiento Cronometra
25	ANDY VERDOIA	ETG RACING	BEON	212.2	2	Entrenamiento Cronometra
45	CLEMENT ROUGE	TEAM C-RACER	MORIWAKI	211.4	5	Entrenamiento Cronometra
61	IKER GARCIA ABELLA	AVINTIA JUNIOR	BEON	211.4	4	Entrenamiento Cronometra
76	JULIAN GIRAL ROMERO	CNS MOTORSPORT	BEON	211.4	10	Entrenamiento Cronometra
21	CARLOS GONZALEZ GOZALO	NEW PROJECT RACING	MIR RACING	210.1	3	Entrenamiento Cronometra
19	VICTOR RODRIGUEZ NUÑEZ	HALCOURIER MS RACING		209.7	5	Entrenamiento Cronometra
7	BARRY BALTUS	AJO MOTORSPORT ACADEMY	BEON	209.3	6	Entrenamiento Cronometra
11	SERGIO GARCIA DOLS	SCHOOL TEAM ESTRELLA GALICIA 0,0	BEON	208.5	3	Entrenamiento Cronometra
26	MIGUEL PARRA MARTINEZ	SCHOOL TEAM ESTRELLA GALICIA 0,0	BEON	208.5	1	Entrenamiento Cronometra
46	DAVID SALVADOR GOMEZ	CUNA DE CAMPEONES	MIR RACING	208.5	10	Entrenamiento Cronometra
87	FAUSTINO CAÑERO CARRASCO	CUNA DE CAMPEONES		208.5	6	Entrenamiento Cronometra
43	XAVIER ARTIGAS LOPEZ	TONI ELIAS RACING	ELIAS	208.1	4	Entrenamiento Cronometra
4	ADRIAN CARRASCO ALBA	CUNA CAMPEONES	MIR RACING	207.7	7	Entrenamiento Cronometra
28	ALVARO DIAZ CEBRIAN	MRW-ASPAR TEAM	BEON	207.3	3	Entrenamiento Cronometra
53	BRIAN DAVID HART	SCHOOL TEAM ESTRELLA GALICIA 0,0	BEON	207.3	3	Entrenamiento Cronometra
55	ALEX TOLEDO ROMERO	CUNA DE CAMPEONES	MIR RACING	207.3	2	Entrenamiento Cronometra
10	ADAM IÑIGUEZ GUZMAN	CUNA DE CAMPEONES		206.9	3	Entrenamiento Cronometra
82	BRYAN AGUILAR NAVARRO	BLUMAQ HMA RACING	BEON	206.9	2	Entrenamiento Cronometra
44	MIKEL MATA SABATEL	AMRCOMPETICION	BEON	206.5	2	Entrenamiento Cronometra
35	JOSHUA BAUER	SCHOOL TEAM ESTRELLA GALICIA 0,0	BEON	206.1	5	Entrenamiento Cronometra
88	LEONARDO TACCINI	VL TEAM		206.1	7	Entrenamiento Cronometra
91	AITOR ANDUJAR MELQUIADES	NEW PROJECT RACING	MIR RACING	205.3	4	Entrenamiento Cronometra
5	FRANCESC PEREZ CASAS	ETG RACING	BEON	204.9	9	Entrenamiento Cronometra
69	CARLOS TATAY VILA	MOTODES		204.2	1	Entrenamiento Cronometra
57	KENNY KOSKINEN	KALLIO RACING	BEON	203.4	1	Entrenamiento Cronometra
77	ANDREAS A. PEREZ MANRESA	PROCERCASA - 42 MOTORSPORT	BEON	201.5	11	Entrenamiento Cronometra
71	RICCARDO ROSSI	RMU		201.1	1	Entrenamiento Cronometra
27	ALEX PEREZ VIADEL	BLUMAQ HMA RACING	BEON	200.0	7	Entrenamiento Cronometra
70	ALVARO DIEZ RODRIGUEZ	TEAM IGAX	BEON	200.0	1	Entrenamiento Cronometra
22	ALEJANDRO CARRION MARTINEZ	PROELIT DR7	MORIWAKI	199.3	7	Entrenamiento Cronometra
79	STORM LESTER JOHN STACEY		BEON	197.1	1	Entrenamiento Cronometra
89	ANGELO PAOLO FRANCO GAJARDO	EUROTRADISRACING TEAM		196.7	11	Entrenamiento Cronometra
74	IVAN RODRIGUEZ NADAL	ALARXA RACING		189.8	2	Entrenamiento Cronometra
90	MARCOS CARDENAS MORALES	MARCOS90 TEAM		186.9	1	Entrenamiento Cronometra



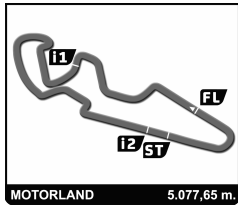
### PREMOTO3

## RFME CAMPEONATO DE ESPAÑA DE VELOCIDAD

### Entrenamiento Cronometrado 2

#### Secuencia de vueltas rápidas

Tiempo de sesión	Piloto	Equipo	Moto	Neumaticos	Tiempo	km/h	Vlt.
4:25.320	<b>35 JOSHUA BAUER</b>	SCHOOL TEAM ESTRELLA GALICIA 0,0	BEON	DUNLOP	<b>2:07.956</b>	142.8	2
4:26.281	<b>43 XAVIER ARTIGAS LOPEZ</b>	TONI ELIAS RACING	ELIAS	DUNLOP	<b>2:06.809</b>	144.1	2
6:12.767	<b>46 DAVID SALVADOR GOMEZ</b>	CUNA DE CAMPEONES	MIR RACING	DUNLOP	<b>2:06.389</b>	144.6	2
6:32.483	<b>43 XAVIER ARTIGAS LOPEZ</b>	TONI ELIAS RACING	ELIAS	DUNLOP	<b>2:06.202</b>	144.8	3
6:33.390	<b>53 BRIAN DAVID HART</b>	SCHOOL TEAM ESTRELLA GALICIA 0,0	BEON	DUNLOP	<b>2:06.096</b>	144.9	3
7:15.403	<b>11 SERGIO GARCIA DOLS</b>	SCHOOL TEAM ESTRELLA GALICIA 0,0	BEON	DUNLOP	<b>2:04.977</b>	146.2	3



# PREMOTO3

## RFME CAMPEONATO DE ESPAÑA DE VELOCIDAD

### Entrenamiento Cronometrado 2

Vuelta a vuelta

Mejor Personal Mejor de la sesión B Cruzando la línea de meta por el pit lane.

Vlt.	Tiempo	Sector 1	Sector 2	Sector 3	Km/h	T. Sesión
<b>4</b>	<b>ADRIAN CARRASCO ALBA</b> ESP					
	CUNA CAMPEONES MIR RACING					
1	2:59.740	1:25.958	1:10.427	23.355	202.6	2:59.740
2	2:08.665	36.181	1:09.307	23.177	204.9	5:08.405
3	2:06.681	35.452	1:07.990	23.239	207.3	7:15.086
4	2:08.069	36.671	1:08.351	23.047	206.5	9:23.155
5	2:08.273	36.016	1:09.094	23.163	203.4	11:31.428
6	2:08.752	36.109	1:09.390	23.253	200.0	13:40.180
7	2:07.482	35.907	1:08.623	<b>22.952</b>	207.7	15:47.662
8	2:08.012	35.946	1:08.982	23.084	206.9	17:55.674
9	2:07.694	36.425	1:08.129	23.140	203.4	20:03.368
10	2:18.176	39.986	1:14.588	23.602	202.2	22:21.544
11	3:04.164 B	1:06.518	1:22.186	35.460	143.8	25:25.708
12	9:51.079	8:18.810	1:08.990	23.279	202.2	35:16.786
13	2:06.498	35.572	1:07.929	22.997	203.0	37:23.284
14	<b>2:05.934</b>	<b>35.191</b>	<b>1:07.662</b>	23.081	201.5	39:29.218
15	2:07.354	35.580	1:08.751	23.023	202.6	41:36.572

Vlt.	Tiempo	Sector 1	Sector 2	Sector 3	Km/h	T. Sesión
<b>5</b>	<b>FRANCESC PEREZ CASAS</b> ESP					
	ETG RACING BEON					
1	4:17.589	2:43.236	1:10.704	23.649	196.7	4:17.589
2	2:08.375	36.044	1:08.791	23.540	197.4	6:25.964
3	2:07.659	35.832	1:08.334	23.493	195.7	8:33.623
4	2:16.262	41.243	1:11.841	23.178	204.5	10:49.885
5	2:16.027	37.802	1:14.747	23.478	197.4	13:05.912
6	<b>2:06.688</b>	<b>35.579</b>	1:07.950	23.159	204.5	15:12.600
7	2:13.548	36.149	1:12.404	24.995	180.6	17:26.148
8	2:06.743	35.728	<b>1:07.849</b>	23.166	201.9	19:32.891
9	2:10.501	39.075	1:08.501	<b>22.925</b>	204.9	21:43.392
10	10:42.448 B					32:25.840

Vlt.	Tiempo	Sector 1	Sector 2	Sector 3	Km/h	T. Sesión
<b>7</b>	<b>BARRY BALTUS</b> BEL					
	AJO MOTORSPORT ACADEMY BEON					
1	2:54.885	1:14.002	1:17.837	23.046	204.5	2:54.885
2	2:07.948	35.955	1:08.620	23.373	200.0	5:02.833
3	2:12.417	41.926	<b>1:07.611</b>	22.880	207.3	7:15.250
4	2:08.664	36.793	1:08.545	23.326	205.7	9:23.914
5	2:07.490	35.490	1:09.071	22.929	208.1	11:31.404
6	2:08.912	36.047	1:10.139	<b>22.726</b>	209.3	13:40.316
7	2:07.225	35.923	1:08.187	23.115	204.9	15:47.541
8	2:14.246 B	36.075	1:08.783	29.388	202.6	18:01.787
9	7:06.713 B	5:05.470	1:24.725	36.518	142.5	25:08.500
10	10:08.554	8:36.193	1:09.342	23.019	204.2	35:17.053
11	2:06.300	35.659	1:07.861	22.780	204.9	37:23.353
12	<b>2:05.995</b>	35.352	1:07.861	22.782	206.1	39:29.348
13	2:06.882	<b>35.338</b>	1:08.100	23.444	198.2	41:36.230

Vlt.	Tiempo	Sector 1	Sector 2	Sector 3	Km/h	T. Sesión
<b>10</b>	<b>ADAM IÑIGUEZ GUZMAN</b> ESP					
	CUNA DE CAMPEONES					
1	2:54.791	1:18.562	1:12.870	23.359	200.7	2:54.791
2	2:12.892	40.590	1:08.914	23.388	203.8	5:07.683
3	2:07.481	35.761	1:08.599	23.121	206.9	7:15.164
4	2:08.071	36.695	1:08.329	23.047	206.9	9:23.235
5	2:08.334	36.366	1:08.649	23.319	202.2	11:31.569
6	2:08.730	36.764	1:09.090	<b>22.876</b>	206.5	13:40.299

Vlt.	Tiempo	Sector 1	Sector 2	Sector 3	Km/h	T. Sesión
7	2:07.429	35.564	1:08.310	23.555	198.2	15:47.728
8	2:08.024	36.429	1:08.170	23.425	199.6	17:55.752
9	2:07.681	35.700	1:08.776	23.205	201.5	20:03.433
10	2:07.960	35.755	1:08.718	23.487	195.7	22:11.393
11	2:55.674 B	51.935	1:27.938	35.801	139.5	25:07.067
12	10:08.506	8:36.331	1:08.728	23.447	198.5	35:15.572
13	2:07.019	<b>35.470</b>	1:08.223	23.326	197.8	37:22.591
14	<b>2:06.864</b>	35.765	<b>1:08.099</b>	23.000	201.9	39:29.455

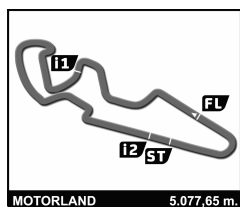
Vlt.	Tiempo	Sector 1	Sector 2	Sector 3	Km/h	T. Sesión
<b>11</b>	<b>SERGIO GARCIA DOLS</b> ESP					
	SCHOOL TEAM ESTRELLA GALICIA 0,0 BEON					
1	2:54.125	1:21.515	1:09.299	23.311	204.9	2:54.125
2	2:16.301	45.589	1:07.845	22.867	205.3	5:10.426
3	<b>2:04.977</b>	35.350	1:07.143	<b>22.484</b>	208.5	7:15.403
4	3:26.458 B	37.396	1:07.708	1:41.354	200.4	10:41.861
5	5:23.028	3:50.708	1:09.176	23.144	200.7	16:04.889
6	2:06.177	35.500	1:07.685	22.992	201.9	18:11.066
7	2:05.404	<b>35.165</b>	<b>1:07.100</b>	23.139	200.7	20:16.470
8	2:43.721 B	35.289	1:14.105	54.327	151.7	23:00.191
9	14:15.720	...	1:08.800	23.590	200.7	37:15.910
10	2:06.105	35.468	1:07.352	23.285	200.0	39:22.015

Vlt.	Tiempo	Sector 1	Sector 2	Sector 3	Km/h	T. Sesión
<b>19</b>	<b>VICTOR RODRIGUEZ NUÑEZ</b> ESP					
	HALCOURIER MS RACING					
1	2:19.883	47.118	1:09.752	23.013	207.3	2:19.883
2	2:07.103	35.764	1:08.378	22.961	205.3	4:26.986
3	2:06.347	35.518	1:07.817	23.012	205.3	6:33.333
4	2:07.565	35.578	1:08.635	23.352	200.0	8:40.898
5	2:08.898	36.156	1:09.364	23.378	209.7	10:49.796
6	2:15.872	37.937	1:13.695	24.240	191.2	13:05.668
7	<b>2:06.006</b>	35.634	<b>1:07.550</b>	<b>22.822</b>	209.3	15:11.674
8	3:50.926 B	38.626	1:12.167	2:00.133	183.1	19:02.600
9	16:24.075	...	1:09.720	23.199	208.1	35:26.674
10	2:07.285	35.838	1:08.532	22.915	207.7	37:33.959
11	2:07.276	<b>35.489</b>	1:08.555	23.232	203.0	39:41.235
12	2:07.607	35.666	1:08.648	23.293	203.0	41:48.842

Vlt.	Tiempo	Sector 1	Sector 2	Sector 3	Km/h	T. Sesión
<b>21</b>	<b>CARLOS GONZALEZ GOZALO</b> ESP					
	NEW PROJECT RACING MIR RACING					
1	2:23.005	49.555	1:10.248	23.202	203.0	2:23.005
2	2:08.389	36.405	1:09.145	22.839	207.7	4:31.394
3	<b>2:07.210</b>	36.179	<b>1:08.249</b>	<b>22.782</b>	210.1	6:38.604
4	2:07.765	<b>35.848</b>	1:08.712	23.205	205.3	8:46.369
5	2:07.496	36.019	1:08.623	22.854	206.9	10:53.865
6	2:09.200	36.213	1:09.863	23.124	201.1	13:03.065
7	2:08.960	36.020	1:09.371	23.569	203.0	15:12.025
8	2:11.964	36.589	1:11.990	23.385	200.4	17:23.989
9	2:08.583	36.126	1:09.084	23.373	200.7	19:32.572
10	2:08.563	36.478	1:08.826	23.259	200.7	21:41.135
11	2:35.432 B	36.383	1:17.347	41.702	120.1	24:16.567

Vlt.	Tiempo	Sector 1	Sector 2	Sector 3	Km/h	T. Sesión
<b>22</b>	<b>ALEJANDRO CARRION MARTINEZ</b> ESP					
	PROELIT DR7 MORIWAKI					
1	2:54.286	1:14.541	1:14.831	24.914	187.8	2:54.286
2	2:22.538	45.833	1:12.456	24.249	194.6	5:16.824
3	2:13.778	37.293	1:12.124	24.361	193.2	7:30.602





# PREMOTO3

## RFME CAMPEONATO DE ESPAÑA DE VELOCIDAD

### Entrenamiento Cronometrado 2

### Vuelta a vuelta

Mejor Personal Mejor de la sesión B Cruzando la línea de meta por el pit lane.

Vlt.	Tiempo	Sector 1	Sector 2	Sector 3	Km/h	T. Sesión	Vlt.	Tiempo	Sector 1	Sector 2	Sector 3	Km/h	T. Sesión
------	--------	----------	----------	----------	------	-----------	------	--------	----------	----------	----------	------	-----------

4	2:14.297	37.275	1:12.479	24.543	191.2	9:44.899
5	2:13.556	37.262	1:11.776	24.518	187.8	11:58.455
6	2:16.954	38.312	1:14.462	24.180	195.3	14:15.409
7	2:21.005	38.263	1:18.541	24.201	199.3	16:36.414
8	2:28.207 B	37.673	1:15.136	35.398	192.5	19:04.621
9	2:31.658	55.117	1:12.233	24.308	192.5	21:36.279
10	2:37.796 B	36.964	1:20.140	40.692	142.9	24:14.075
11	11:12.630	9:35.361	1:13.335	23.934	196.7	35:26.704
12	2:10.669	36.508	1:10.264	23.897	198.9	37:37.373
13	2:13.669	36.461	1:13.355	23.853	198.9	39:51.042
14	2:11.272	36.442	1:10.662	24.168	194.2	42:02.314

25 ANDY VERDOIA		FRA					
ETG RACING		BEON					
1	2:24.478	51.994	1:09.228	23.256	203.8	2:24.478	
2	2:07.045	35.748	1:08.512	22.785	212.2	4:31.523	
3	2:06.857	35.607	1:08.143	23.107	206.5	6:38.380	
4	2:07.786	35.798	1:08.704	23.284	199.3	8:46.166	
5	2:07.037	35.728	1:08.118	23.191	200.7	10:53.203	
6	2:30.810 B	42.065	1:15.380	33.365	196.4	13:24.013	
7	4:05.778	2:14.439	1:25.601	25.738	171.2	17:29.791	
8	2:07.589	35.704	1:08.659	23.226	201.1	19:37.380	
9	2:07.046	35.781	1:08.189	23.076	203.4	21:44.426	
10	2:50.317 B	49.373	1:29.783	31.161	189.5	24:34.743	
11	10:42.519	9:10.394	1:09.191	22.934	204.9	35:17.261	
12	2:06.743	35.765	1:07.978	23.000	202.2	37:24.004	
13	2:06.230	35.481	1:07.686	23.063	201.1	39:30.234	
14	2:15.671	35.552	1:16.821	23.298	204.2	41:45.905	

26 MIGUEL PARRA MARTINEZ		ESP					
SCHOOL TEAM ESTRELLA GALICIA 0,0		BEON					
1	2:34.958	1:01.440	1:09.965	23.553	206.1	2:34.958	
2	2:07.996	36.450	1:08.508	23.038	207.3	4:42.954	
3	2:07.252	35.617	1:08.522	23.113	204.9	6:50.206	
4	2:06.809	35.491	1:08.239	23.079	204.2	8:57.015	
5	2:06.362	35.409	1:08.069	22.884	206.5	11:03.377	
6	2:20.045 B	36.732	1:10.569	32.744	203.8	13:23.422	
7	5:39.460	4:07.147	1:09.221	23.092	202.6	19:02.882	
8	2:07.196	35.780	1:08.341	23.075	203.4	21:10.078	
9	2:17.364 B	35.547	1:08.181	33.636	203.8	23:27.442	
10	12:04.090	...	1:08.883	23.061	204.9	35:31.531	
11	2:07.981	35.349	1:09.425	23.207	199.6	37:39.512	
12	2:09.973	35.163	1:11.901	22.909	204.5	39:49.485	
13	2:05.761	35.161	1:07.747	22.853	204.9	41:55.246	

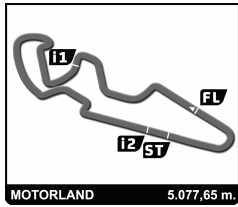
27 ALEX PEREZ VIADEL		ESP					
BLUMAQ HMA RACING		BEON					
1	2:33.217	53.096	1:15.447	24.674	197.8	2:33.217	
2	2:20.291	38.089	1:17.701	24.501	198.2	4:53.508	
3	2:15.477	37.986	1:12.981	24.510	197.4	7:08.985	
4	2:15.168	37.961	1:12.785	24.422	196.4	9:24.153	
5	2:14.334	37.624	1:12.147	24.563	197.4	11:38.487	
6	2:36.572	52.573	1:19.706	24.293	198.5	14:15.059	
7	2:21.138	39.820	1:17.174	24.144	200.0	16:36.197	
8	2:28.452 B	37.705	1:16.562	34.185	177.3	19:04.649	

28 ALVARO DIAZ CEBRIAN		ESP					
MRW-ASPAR TEAM		BEON					
1	2:32.966	57.823	1:11.417	23.726	202.2	2:32.966	
2	2:09.789	36.381	1:09.922	23.486	198.9	4:42.755	
3	2:07.532	36.058	1:08.464	23.010	207.3	6:50.287	
4	2:07.286	35.722	1:08.431	23.133	206.1	8:57.573	
5	2:07.652	35.873	1:08.585	23.194	201.5	11:05.225	
6	2:09.289	36.141	1:09.776	23.372	203.8	13:14.514	
7	2:22.188 B	37.898	1:10.469	33.821	182.7	15:36.702	
8	8:57.879 B	7:10.187	1:16.536	31.156	184.9	24:34.581	
9	10:44.506	9:11.851	1:09.317	23.338	203.4	35:19.086	
10	2:07.842	36.135	1:08.629	23.078	206.9	37:26.928	
11	2:09.274	37.087	1:09.192	22.995	204.2	39:36.202	
12	2:08.548	36.201	1:09.088	23.259	201.9	41:44.750	

35 JOSHUA BAUER		GER					
SCHOOL TEAM ESTRELLA GALICIA 0,0		BEON					
1	2:17.364	44.294	1:09.564	23.506	201.9	2:17.364	
2	2:07.956	35.950	1:08.754	23.252	202.6	4:25.320	
3	2:07.335	35.542	1:08.459	23.334	201.9	6:32.655	
4	2:08.395	36.015	1:09.354	23.026	205.3	8:41.050	
5	2:14.794 B	35.712	1:09.439	29.643	206.1	10:55.844	
6	5:18.631	3:45.136	1:10.160	23.335	201.5	16:14.475	
7	2:06.783	35.705	1:07.961	23.117	202.2	18:21.258	
8	2:07.157	35.682	1:08.439	23.036	202.2	20:28.415	
9	2:55.902 B	35.914	1:08.376	1:11.612	202.6	23:24.317	
10	12:00.383	...	1:09.123	23.525	194.9	35:24.699	
11	2:07.482	35.831	1:08.083	23.568	189.5	37:32.181	
12	2:05.556	35.481	1:07.193	22.882	206.1	39:37.737	
13	2:06.642	35.233	1:08.459	22.950	203.8	41:44.379	

43 XAVIER ARTIGAS LOPEZ		ESP					
TONI ELIAS RACING		ELIAS					
1	2:19.472	46.518	1:09.696	23.258	204.5	2:19.472	
2	2:06.809	35.735	1:08.063	23.011	206.5	4:26.281	
3	2:06.202	35.493	1:07.653	23.056	206.5	6:32.483	
4	2:08.931	37.121	1:08.769	23.041	208.1	8:41.414	
5	2:19.036	36.119	1:19.930	22.987	204.9	11:00.450	
6	2:14.309	37.906	1:12.633	23.770	198.9	13:14.759	
7	4:29.266 B	36.937	1:16.451	2:35.878	184.3	17:44.025	
8	6:31.596 B	4:17.180	1:28.063	46.353	91.2	24:15.621	
9	11:04.431	9:31.319	1:09.671	23.441	206.1	35:20.051	
10	2:16.116	37.645	1:14.942	23.529	201.5	37:36.167	
11	2:14.315	36.681	1:14.422	23.212	202.6	39:50.482	
12	2:09.216	36.274	1:09.430	23.512	204.2	41:59.698	

44 MIKEL MATA SABATEL		ESP					
AMRCOMPETICION		BEON					
1	2:42.283	1:06.344	1:12.132	23.807	200.0	2:42.283	
2	2:10.267	36.716	1:10.053	23.498	203.4	4:52.550	
3	2:08.983	36.168	1:09.277	23.538	198.9	7:01.533	
4	2:09.526	36.506	1:09.388	23.632	198.2	9:11.059	
5	2:08.851	36.291	1:09.059	23.501	198.2	11:19.910	
6	2:19.988 B	37.606	1:11.696	30.686	194.9	13:39.898	
7	5:52.658	4:13.384	1:15.074	24.200	184.9	19:32.556	



# PREMOTO3

## RFME CAMPEONATO DE ESPAÑA DE VELOCIDAD

### Entrenamiento Cronometrado 2

Vuelta a vuelta

Mejor Personal Mejor de la sesión B Cruzando la línea de meta por el pit lane.

Vlt.	Tiempo	Sector 1	Sector 2	Sector 3	Km/h	T. Sesión
8	2:08.631	36.718	1:08.639	23.274	198.9	21:41.187
9	2:29.653 B	36.050	1:16.678	36.925	125.3	24:10.840
10	11:06.954	9:34.770	1:09.064	23.120	205.7	35:17.793
11	2:07.665	35.662	1:08.774	23.229	200.4	37:25.458
12	2:07.233	35.648	1:08.456	23.129	199.3	39:32.691
13	2:07.569	35.492	1:08.891	23.186	200.4	41:40.260

45 CLEMENT ROUGE		FRA				
TEAM C-RACER		MORIWAKI				
1	2:55.874	1:16.375	1:16.348	23.151	209.3	2:55.874
2	2:09.175	36.744	1:09.351	23.080	207.7	5:05.049
3	2:12.322	39.341	1:09.823	23.158	205.3	7:17.371
4	2:08.378	36.381	1:08.751	23.246	205.3	9:25.749
5	2:07.405	36.149	1:08.354	22.902	211.4	11:33.154
6	2:11.941	38.039	1:10.679	23.223	202.6	13:45.095
7	2:08.539	35.977	1:09.356	23.206	203.4	15:53.634
8	2:08.194	36.161	1:08.806	23.227	205.3	18:01.828
9	2:07.766	36.016	1:08.699	23.051	205.3	20:09.594
10	2:12.250	35.798	1:12.998	23.454	204.5	22:21.844
11	3:07.385 B	1:05.628	1:25.880	35.877	172.5	25:29.229
12	9:57.021	8:23.096	1:10.423	23.502	200.7	35:26.249
13	2:07.852	35.959	1:08.636	23.257	198.5	37:34.101
14	2:08.854	35.658	1:09.565	23.631	201.5	39:42.955
15	2:07.889	35.928	1:08.686	23.275	203.4	41:50.844

46 DAVID SALVADOR GOMEZ		ESP				
CUNA DE CAMPEONES		MIR RACING				
1	4:06.378	2:32.090	1:11.156	23.132	204.2	4:06.378
2	2:06.389	35.645	1:07.731	23.013	204.2	6:12.767
3	2:09.103	35.592	1:08.725	24.786	181.2	8:21.870
4	2:07.121	35.607	1:08.150	23.364	200.7	10:28.991
5	2:07.691	35.923	1:08.452	23.316	201.9	12:36.682
6	2:46.491 B	40.390	1:32.540	33.561	159.8	15:23.173

53 BRIAN DAVID HART		BRA				
SCHOOL TEAM ESTRELLA GALICIA 0,0		BEON				
1	2:20.456	47.723	1:09.568	23.165	206.1	2:20.456
2	2:06.838	35.560	1:08.393	22.885	205.7	4:27.294
3	2:06.096	35.321	1:07.962	22.813	207.3	6:33.390
4	2:07.391	35.785	1:08.416	23.190	201.5	8:40.781
5	2:14.403 B	36.028	1:08.925	29.450	197.4	10:55.184
6	5:39.852	4:06.391	1:10.053	23.408	196.0	16:35.036
7	2:06.785	35.655	1:08.040	23.090	198.9	18:41.821
8	2:05.544	35.256	1:07.316	22.972	200.7	20:47.365
9	2:35.502 B	35.650	1:23.814	36.038	145.9	23:22.867
10	12:01.673	...	1:08.902	23.616	196.4	35:24.539
11	2:08.388	35.448	1:09.961	22.979	200.4	37:32.927
12	2:05.675	35.404	1:07.405	22.866	203.4	39:38.602
13	2:05.939	35.108	1:07.968	22.863	207.3	41:44.541

55 ALEX TOLEDO ROMERO		ESP				
CUNA DE CAMPEONES		MIR RACING				
1	4:05.848	2:31.602	1:10.894	23.352	201.1	4:05.848
2	2:06.997	35.903	1:07.972	23.122	200.4	6:12.845
3	2:09.443	35.641	1:08.372	25.430	179.1	8:22.288
4	2:06.760	35.615	1:08.254	22.891	203.4	10:29.048

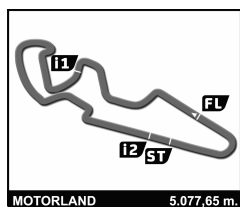
Vlt.	Tiempo	Sector 1	Sector 2	Sector 3	Km/h	T. Sesión
5	2:06.954	35.532	1:08.187	23.235	200.4	12:36.002
6	2:13.410 B	35.605	1:08.371	29.434	200.0	14:49.412
7	6:09.509	4:37.444	1:08.996	23.069	201.1	20:58.921
8	2:17.501 B	35.552	1:09.693	32.256	178.2	23:16.422
9	11:58.549	...	1:08.548	23.220	198.5	35:14.970
10	2:06.589	35.402	1:08.069	23.118	198.9	37:21.559
11	2:06.586	35.749	1:07.673	23.164	193.2	39:28.145
12	2:06.062	35.215	1:07.784	23.063	205.3	41:34.207

57 KENNY KOSKINEN		FIN				
KALLIO RACING		BEON				
1	2:22.170	46.407	1:12.172	23.591	203.4	2:22.170
2	2:11.556	37.131	1:10.777	23.648	199.6	4:33.726
3	2:12.096	37.105	1:11.216	23.775	196.4	6:45.822
4	2:11.734	36.974	1:11.248	23.512	200.7	8:57.556
5	2:11.422	36.845	1:10.577	24.000	195.7	11:08.978
6	2:12.355	37.372	1:11.142	23.841	196.7	13:21.333
7	2:13.381	37.476	1:11.463	24.442	192.2	15:34.714
8	2:20.349	37.300	1:18.877	24.172	192.2	17:55.063
9	2:12.127	37.492	1:10.986	23.649	198.9	20:07.190
10	2:14.656	36.968	1:13.796	23.892	199.3	22:21.846
11	3:16.175 B	1:08.873	1:33.802	33.500	174.2	25:38.021
12	9:47.556	8:11.970	1:11.824	23.762	199.6	35:25.576
13	2:16.121	41.723	1:10.441	23.957	196.7	37:41.697

61 IKER GARCIA ABELLA		ESP				
AVINTIA JUNIOR		BEON				
1	2:55.471	1:15.931	1:16.432	23.108	209.7	2:55.471
2	2:09.008	36.573	1:09.294	23.141	206.5	5:04.479
3	2:07.703	35.841	1:08.707	23.155	206.1	7:12.182
4	2:12.573	40.808	1:08.716	23.049	211.4	9:24.755
5	2:07.147	35.957	1:08.259	22.931	208.9	11:31.902
6	2:23.261	45.910	1:14.278	23.073	204.2	13:55.163
7	2:07.286	35.840	1:08.367	23.079	204.5	16:02.449
8	2:06.900	35.753	1:08.108	23.039	204.5	18:09.349
9	2:07.306	35.805	1:08.457	23.044	203.4	20:16.655
10	2:06.964	35.713	1:08.322	22.929	207.3	22:23.619
11	3:12.293 B	1:09.174	1:27.833	35.286	159.1	25:35.912
12	9:46.103	8:13.027	1:09.718	23.358	204.2	35:22.014
13	2:06.894	35.928	1:08.068	22.898	205.7	37:28.908
14	2:06.669	35.679	1:08.080	22.910	205.7	39:35.577
15	2:06.479	35.457	1:08.128	22.894	206.5	41:42.056

69 CARLOS TATAY VILA		ESP				
MOTODES						
1	2:19.670	46.756	1:09.569	23.345	204.2	2:19.670
2	2:10.435	35.740	1:11.329	23.366	200.0	4:30.105
3	2:06.785	35.686	1:07.718	23.381	198.2	6:36.890
4	2:06.440	35.534	1:07.713	23.193	200.4	8:43.330
5	2:15.616	35.385	1:15.849	24.382	184.3	10:58.946
6	2:06.626	35.612	1:07.605	23.409	198.2	13:05.572
7	2:06.275	35.297	1:07.730	23.248	200.7	15:11.847
8	2:17.597	42.936	1:11.273	23.388	198.2	17:29.444
9	2:06.152	35.384	1:07.527	23.241	200.0	19:35.596
10	2:06.230	35.779	1:07.462	22.989	200.7	21:41.826
11	2:36.933 B	35.995	1:25.285	35.653	132.4	24:18.759





# PREMOTO3

## RFME CAMPEONATO DE ESPAÑA DE VELOCIDAD

### Entrenamiento Cronometrado 2

### Vuelta a vuelta

Mejor Personal Mejor de la sesión B Cruzando la línea de meta por el pit lane.

Vlt.	Tiempo	Sector 1	Sector 2	Sector 3	Km/h	T. Sesión	Vlt.	Tiempo	Sector 1	Sector 2	Sector 3	Km/h	T. Sesión
12	11:07.031	9:34.500	1:09.419	23.112	200.4	35:25.789	1	2:21.846	48.224	1:10.538	23.084	207.7	2:21.846
13	2:06.242	35.189	1:07.773	23.280	198.2	37:32.031	2	2:08.735	36.203	1:09.751	22.781	209.7	4:30.581
14	<b>2:05.846</b>	35.378	<b>1:07.317</b>	23.151	200.4	39:37.877	3	2:06.958	35.680	1:08.351	22.927	204.9	6:37.539
15	2:05.949	<b>35.183</b>	1:07.480	23.286	197.8	41:43.826	4	2:06.653	<b>35.423</b>	1:08.175	23.055	204.9	8:44.192

70 ALVARO DIEZ RODRIGUEZ ESP						
TEAM IGAX			BEON			
1	2:36.660	58.162	1:14.436	24.062	200.0	2:36.660
2	2:17.142	38.153	1:13.944	25.045	194.2	4:53.802
3	2:15.437	37.910	1:13.235	24.292	199.6	7:09.239
4	2:21.037	38.949	1:17.790	24.298	195.3	9:30.276
5	2:13.946	37.588	1:12.206	24.152	193.5	11:44.222
6	2:14.826	37.727	1:13.109	23.990	194.6	13:59.048
7	2:24.290 <b>B</b>	38.601	1:13.719	31.970	183.4	16:23.338
8	4:25.205	2:45.444	1:15.698	24.063	194.9	20:48.543
9	2:31.760 <b>B</b>	37.908	1:15.108	38.744	134.2	23:20.303
10	12:10.916	...	1:14.233	24.190	195.7	35:31.218
11	2:13.933	37.545	1:12.433	23.955	195.7	37:45.151
12	2:13.536	37.723	1:11.944	<b>23.869</b>	193.5	39:58.687
13	<b>2:12.439</b>	<b>37.206</b>	<b>1:11.109</b>	24.124	194.6	42:11.126

71 RICCARDO ROSSI ITA						
RMU						
1	2:22.257	47.989	1:10.657	23.611	198.5	2:22.257
2	2:09.577	36.687	1:09.429	23.461	200.0	4:31.834
3	2:08.695	36.171	<b>1:08.895</b>	23.629	197.1	6:40.529
4	2:12.657	36.233	1:11.204	25.220	184.3	8:53.186
5	2:08.863	36.162	1:09.043	23.658	196.7	11:02.049
6	2:12.927	36.880	1:12.014	24.033	197.1	13:14.976
7	2:25.452 <b>B</b>	36.986	1:12.297	36.169	190.5	15:40.428
8	2:59.426	1:22.681	1:12.893	<b>23.852</b>	194.2	18:39.854
9	2:08.746	36.316	1:09.034	<b>23.396</b>	197.4	20:48.600
10	2:28.647 <b>B</b>	36.376	1:18.696	33.575	155.2	23:17.247
11	12:01.373	...	1:09.631	23.516	197.8	35:18.619
12	<b>2:08.446</b>	<b>36.012</b>	1:08.901	23.533	197.8	37:27.065
13	2:09.465	36.070	1:09.951	23.444	196.4	39:36.530
14	2:09.075	36.123	1:09.480	23.472	198.5	41:45.605

74 IVAN RODRIGUEZ NADAL ESP						
ALARXA RACING						
1	2:54.970	1:08.630	1:20.964	25.376	187.5	2:54.970
2	2:17.652	39.457	1:13.558	24.637	189.8	5:12.622
3	2:16.661	38.122	1:12.992	25.547	184.0	7:29.283
4	2:15.954	38.270	1:12.869	24.815	186.2	9:45.237
5	<b>2:14.542</b>	<b>37.692</b>	1:12.253	24.597	184.6	11:59.779
6	2:14.921	37.727	1:12.317	24.877	183.4	14:14.700
7	2:23.046	40.765	1:17.746	<b>24.535</b>	188.8	16:37.746
8	2:26.434 <b>B</b>	37.903	1:12.826	35.705	183.7	19:04.180
9	3:53.007 <b>B</b>	1:55.897	1:21.333	35.777	183.1	22:57.187
10	12:36.189	...	1:13.998	24.618	188.8	35:33.375
11	2:15.028	38.091	1:12.400	24.537	186.9	37:48.403
12	2:14.653	37.925	<b>1:11.993</b>	24.735	184.6	40:03.056
13	2:15.810	38.042	1:12.652	25.116	183.7	42:18.866

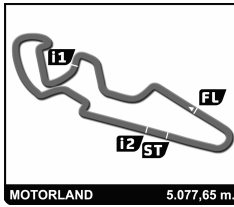
76 JULIAN GIRAL ROMERO ESP						
CNS MOTORSPORT						
1	2:21.846	48.224	1:10.538	23.084	207.7	2:21.846
2	2:08.735	36.203	1:09.751	22.781	209.7	4:30.581
3	2:06.958	35.680	1:08.351	22.927	204.9	6:37.539
4	2:06.653	<b>35.423</b>	1:08.175	23.055	204.9	8:44.192
5	2:13.033 <b>B</b>	35.624	1:08.981	28.428	203.8	10:57.225
6	6:26.997	4:39.889	1:23.370	23.738	189.5	17:24.222
7	2:11.495	36.243	1:09.891	25.361	167.7	19:35.717
8	2:07.142	35.595	1:08.790	<b>22.757</b>	206.5	21:42.859
9	2:21.271 <b>B</b>	35.840	1:14.778	30.653	170.6	24:04.130
10	11:15.413	9:42.914	1:09.740	22.759	211.4	35:19.542
11	2:06.394	35.603	1:07.939	22.852	203.4	37:25.936
12	2:06.645	35.536	1:08.122	22.987	202.2	39:32.581
13	<b>2:06.294</b>	35.433	<b>1:07.848</b>	23.013	201.9	41:38.875

77 ANDREAS A. PEREZ MANRESA ESP						
PROCERCASA - 42 MOTORSPORT						
1	2:30.696	55.664	1:11.443	23.589	197.4	2:30.696
2	2:07.710	35.949	1:08.454	23.307	200.0	4:38.406
3	2:06.966	35.436	1:08.212	23.318	198.9	6:45.372
4	2:07.353	35.643	1:08.013	23.697	199.6	8:52.725
5	2:07.128	35.572	1:08.270	23.286	197.4	10:59.853
6	2:22.176 <b>B</b>	36.425	1:11.074	34.677	189.8	13:22.029
7	5:17.331	3:40.554	1:12.964	23.813	193.5	18:39.360
8	2:08.190	36.275	1:08.640	23.275	195.7	20:47.550
9	2:15.584 <b>B</b>	35.773	1:08.168	31.643	188.8	23:03.134
10	12:12.269	...	1:08.099	23.244	195.3	35:15.402
11	2:06.224	35.361	1:07.852	<b>23.011</b>	201.5	37:21.626
12	<b>2:06.116</b>	35.393	<b>1:07.573</b>	23.150	196.4	39:27.742
13	2:06.564	<b>35.335</b>	1:07.801	23.428	196.0	41:34.306

79 STORM LESTER JOHN STACEY GBR						
BEON						
1	3:53.455	2:15.161	1:13.273	25.021	189.8	3:53.455
2	<b>2:13.938</b>	<b>37.711</b>	<b>1:11.814</b>	<b>24.413</b>	189.5	6:07.393
3	2:25.162 <b>B</b>	39.588	1:12.345	33.229	186.5	8:32.555
4	3:04.963 <b>B</b>	1:17.185	1:14.200	33.578	154.5	11:37.518

82 BRYAN AGUILAR NAVARRO ESP						
BLUMAQ HMA RACING						
1	2:21.825	47.383	1:11.011	23.431	200.0	2:21.825
2	2:08.812	36.525	1:09.331	22.956	206.1	4:30.637
3	2:07.558	<b>35.817</b>	1:08.723	23.018	204.9	6:38.195
4	2:07.877	35.891	1:08.752	23.234	203.4	8:46.072
5	<b>2:07.489</b>	36.075	<b>1:08.332</b>	23.082	206.5	10:53.561
6	2:09.678	36.220	1:10.088	23.370	198.9	13:03.239
7	2:08.407	36.017	1:09.168	23.222	201.9	15:11.646
8	2:21.815 <b>B</b>	36.613	1:12.029	33.173	172.5	17:33.461
9	4:09.539	2:37.758	1:08.834	<b>22.947</b>	205.3	21:43.000

87 FAUSTINO CAÑERO CARRASCO ESP						
CUNA DE CAMPEONES						
1	4:17.860	2:31.388	1:22.845	23.627	204.9	4:17.860
2	2:09.049	36.251	1:09.581	23.217	202.2	6:26.909
3	2:08.862	36.126	1:09.438	23.298	200.0	8:35.771
4	2:22.425 <b>B</b>	39.337	1:12.545	30.543	201.9	10:58.196
5	2:42.932	1:11.397	<b>1:08.625</b>	<b>22.910</b>	204.5	13:41.128



# PREMOTO3

## RFME CAMPEONATO DE ESPAÑA DE VELOCIDAD

### Entrenamiento Cronometrado 2

Vuelta a vuelta

Mejor Personal Mejor de la sesión B Cruzando la línea de meta por el pit lane.

Vlt.	Tiempo	Sector 1	Sector 2	Sector 3	Km/h	T. Sesión
6	2:08.632	36.094	1:09.607	22.931	208.5	15:49.760
7	2:08.434	<b>35.916</b>	1:09.063	23.455	198.5	17:58.194
8	2:08.408	36.047	1:09.293	23.068	201.9	20:06.602
9	2:15.199	37.060	1:14.575	23.564	208.1	22:21.801
10	3:06.790 <b>B</b>	1:06.649	1:21.669	38.472	136.2	25:28.591
11	9:48.543	8:15.861	1:09.461	23.221	203.8	35:17.133
12	2:19.166	36.278	1:19.251	23.637	199.3	37:36.299
13	2:08.875	36.584	1:09.100	23.191	201.1	39:45.174
14	<b>2:08.132</b>	35.926	1:08.989	23.217	200.4	41:53.306

Vlt.	Tiempo	Sector 1	Sector 2	Sector 3	Km/h	T. Sesión
13	2:23.091	40.905	1:15.940	26.246	176.8	42:50.562

88 LEONARDO TACCINI							ITA
VL TEAM							
1	2:35.867	59.920	1:12.588	23.359	202.6	2:35.867	
2	2:29.264	55.931	1:10.102	23.231	203.4	5:05.131	
3	2:09.599	36.676	1:09.559	23.364	203.4	7:14.730	
4	2:09.938	37.818	1:08.739	23.381	204.9	9:24.668	
5	2:08.584	36.700	<b>1:08.694</b>	23.190	203.0	11:33.252	
6	2:08.423	36.530	1:08.932	22.961	203.0	13:41.675	
7	2:08.568	<b>35.862</b>	1:09.362	23.344	206.1	15:50.243	
8	2:09.121	36.286	1:09.677	23.158	200.7	17:59.364	
9	<b>2:07.961</b>	36.132	1:08.905	<b>22.924</b>	204.2	20:07.325	
10	2:09.566	36.315	1:09.760	23.491	198.9	22:16.891	
11	3:09.745 <b>B</b>	1:14.676	1:21.668	33.401	180.3	25:26.636	
12	10:21.009 <b>B</b>	8:22.797	1:23.154	35.058	175.9	35:47.644	

91 AITOR ANDUJAR MELQUIADES							ESP
NEW PROJECT RACING							
MIR RACING							
1	9:18.848	7:41.261	1:13.564	24.023	200.7	9:18.848	
2	2:11.309	37.056	1:10.498	23.755	202.2	11:30.157	
3	2:10.642	36.640	1:10.525	23.477	198.2	13:40.799	
4	<b>2:09.281</b>	<b>36.147</b>	1:09.759	<b>23.375</b>	205.3	15:50.080	
5	2:19.342 <b>B</b>	36.154	1:09.916	33.272	190.8	18:09.422	
6	3:49.645	2:09.903	1:15.968	23.774	199.6	21:59.067	
7	2:41.133 <b>B</b>	44.626	1:20.811	35.696	159.5	24:40.200	
8	10:56.061	9:20.975	1:11.469	23.617	203.0	35:36.260	
9	2:11.027	36.657	1:10.979	23.391	202.6	37:47.287	
10	2:11.257	36.220	1:11.546	23.491	205.3	39:58.544	
11	2:09.307	36.289	<b>1:09.537</b>	23.481	201.5	42:07.851	

89 ANGELO PAOLO FRANCO GAJARDO							VEN
EUROTRADRACING TEAM							
1	3:17.065	1:40.773	1:12.069	24.223	187.5	3:17.065	
2	2:11.182	36.692	1:10.327	24.163	189.5	5:28.247	
3	2:10.749	36.437	1:10.137	24.175	190.8	7:38.996	
4	2:10.676	<b>36.177</b>	1:10.398	24.101	188.8	9:49.672	
5	2:09.745	36.350	1:09.554	23.841	193.9	11:59.417	
6	2:10.356	36.191	1:09.948	24.217	187.8	14:09.773	
7	2:30.666 <b>B</b>	39.315	1:19.104	32.247	184.3	16:40.439	
8	2:58.393	1:24.453	1:10.038	23.902	194.6	19:38.832	
9	2:10.885	36.464	1:10.093	24.328	189.5	21:49.717	
10	2:47.056 <b>B</b>	46.596	1:27.978	32.482	173.9	24:36.773	
11	10:50.388	9:16.101	1:10.550	<b>23.737</b>	196.7	35:27.160	
12	2:10.257	36.189	1:10.000	24.068	191.2	37:37.417	
13	2:10.112	36.302	1:09.737	24.073	189.1	39:47.529	
14	<b>2:09.610</b>	36.286	<b>1:09.476</b>	23.848	190.8	41:57.139	

90 MARCOS CARDENAS MORALES							ESP
MARCOS90 TEAM							
1	2:34.977	53.888	1:15.678	<b>25.411</b>	186.9	2:34.977	
2	<b>2:20.600</b>	39.730	1:15.418	25.452	184.3	4:55.577	
3	2:20.796	<b>39.707</b>	<b>1:15.125</b>	25.964	181.8	7:16.373	
4	2:41.713 <b>B</b>	52.453	1:16.812	32.448	181.8	9:58.086	
5	3:24.869	1:41.005	1:17.782	26.082	178.5	13:22.955	
6	2:29.975 <b>B</b>	40.954	1:17.198	31.823	170.3	15:52.930	
7	4:04.789	2:20.860	1:17.642	26.287	177.9	19:57.719	
8	2:24.251	41.262	1:16.753	26.236	178.8	22:21.970	
9	3:08.403 <b>B</b>	1:09.440	1:23.968	34.995	165.1	25:30.373	
10	10:09.395	8:25.310	1:17.288	26.797	172.8	35:39.767	
11	2:24.050	41.292	1:16.361	26.397	174.8	38:03.817	
12	2:23.654	41.315	1:15.942	26.397	174.8	40:27.471	