

MOTORLAND 5.077,65 m.

## PREMOTO3

### RFME CAMPEONATO DE ESPAÑA DE VELOCIDAD

#### Entrenamiento Cronometrado 1

Amended

### Clasificación

Nº	Piloto	Nac	Equipo	Moto	Neumaticos	Tiempo	Vlt.	Total	Dif.	Km/h
1	33 IZAN GUEVARA BONNIN	ESP	NEW PROJECT RACING	MIR RACING	DUNLOP	2:06.780	9	10	-	144.2
2	4 ADRIAN CARRASCO ALBA	ESP	CUNA CAMPEONES	MIR RACING	DUNLOP	2:06.888	9	11	+0.108	144.0
3	35 JOSHUA BAUER	GER	SCHOOL TEAM ESTRELLA GALICIA 0,0	BEON	DUNLOP	2:06.981	8	9	+0.201	143.9
4	11 SERGIO GARCIA DOLS	ESP	SCHOOL TEAM ESTRELLA GALICIA 0,0	BEON	DUNLOP	2:06.989	6	9	+0.209	143.9
5	69 CARLOS TATAY VILA	ESP	MOTODES		DUNLOP	2:07.074	7	10	+0.294	143.8
6	26 MIGUEL PARRA MARTINEZ	ESP	SCHOOL TEAM ESTRELLA GALICIA 0,0	BEON	DUNLOP	2:07.143	7	9	+0.363	143.8
7	7 BARRY BALTUS	BEL	AJO MOTORSPORT ACADEMY	BEON	DUNLOP	2:07.307	4	10	+0.527	143.6
8	43 XAVIER ARTIGAS LOPEZ	ESP	TONI ELIAS RACING	ELIAS	DUNLOP	2:07.363	9	10	+0.583	143.5
9	5 FRANCESC PEREZ CASAS	ESP	ETG RACING	BEON	DUNLOP	2:07.375	4	9	+0.595	143.5
10	53 BRIAN DAVID HART	BRA	SCHOOL TEAM ESTRELLA GALICIA 0,0	BEON	DUNLOP	2:07.410	8	9	+0.630	143.5
11	61 IKER GARCIA ABELLA	ESP	AVINTIA JUNIOR	BEON	DUNLOP	2:07.670	11	11	+0.890	143.2
12	55 ALEX TOLEDO ROMERO	ESP	CUNA DE CAMPEONES	MIR RACING	DUNLOP	2:07.693	5	10	+0.913	143.1
13	76 JULIAN GIRAL ROMERO	ESP	CNS MOTORSPORT	BEON	DUNLOP	2:07.931	9	9	+1.151	142.9
14	87 FAUSTINO CAÑERO CARRASCO	ESP	CUNA DE CAMPEONES		DUNLOP	2:07.964	9	10	+1.184	142.8
15	45 CLEMENT ROUGE	FRA	TEAM C-RACER	MORIWAKI	DUNLOP	2:08.166	7	11	+1.386	142.6
16	19 VICTOR RODRIGUEZ NUÑEZ	ESP	HALCOURIER MS RACING		DUNLOP	2:08.309	5	10	+1.529	142.4
17	25 ANDY VERDOIA	FRA	ETG RACING	BEON	DUNLOP	2:08.324	9	11	+1.544	142.4
18	82 BRYAN AGUILAR NAVARRO	ESP	BLUMAQ HMA RACING	BEON	DUNLOP	2:08.324	9	11	+1.544	142.4
19	10 ADAM IÑIGUEZ GUZMAN	ESP	CUNA DE CAMPEONES		DUNLOP	2:08.563	6	11	+1.783	142.2
20	21 CARLOS GONZALEZ GOZALO	ESP	NEW PROJECT RACING	MIR RACING	DUNLOP	2:08.705	3	10	+1.925	142.0
21	44 MIKEL MATA SABATEL	ESP	AMRCOMPETICION	BEON	DUNLOP	2:08.768	4	9	+1.988	141.9
22	28 ALVARO DIAZ CEBRIAN	ESP	MRW-ASPAR TEAM	BEON	DUNLOP	2:08.846	10	11	+2.066	141.9
23	88 LEONARDO TACCINI	ITA	VL TEAM		DUNLOP	2:09.097	8	9	+2.317	141.6
24	71 RICCARDO ROSSI	ITA	RMU		DUNLOP	2:10.437	7	10	+3.657	140.1
25	77 ANDREAS A. PEREZ MANRESA	ESP	PROCERCASA - 42 MOTORSPORT	BEON	DUNLOP	2:10.597	3	6	+3.817	140.0
26	89 ANGELO PAOLO FRANCO GAJARI	VEN	EUROTRADISRACING TEAM		DUNLOP	2:10.846	9	10	+4.066	139.7
27	91 AITOR ANDUJAR MELQUIADES	ESP	NEW PROJECT RACING	MIR RACING	DUNLOP	2:11.377	10	10	+4.597	139.1
28	57 KENNY KOSKINEN	FIN	KALLIO RACING	BEON	DUNLOP	2:12.311	5	10	+5.531	138.1
29	22 ALEJANDRO CARRION MARTINEZ	ESP	PROELIT DR7	MORIWAKI	DUNLOP	2:15.077	6	8	+8.297	135.3
30	27 ALEX PEREZ VIADEL	ESP	BLUMAQ HMA RACING	BEON	DUNLOP	2:15.191	6	9	+8.411	135.2
31	74 IVAN RODRIGUEZ NADAL	ESP	ALARXA RACING		DUNLOP	2:16.039	5	9	+9.259	134.4
32	70 ALVARO DIEZ RODRIGUEZ	ESP	TEAM IGAX	BEON	DUNLOP	2:19.448	2	4	+12.668	131.1
33	90 MARCOS CARDENAS MORALES	ESP	MARCOS90 TEAM		DUNLOP	2:20.967	4	9	+14.187	129.7

Tiempo Máximo: 2:25.216

79	STORM LESTER JOHN STACEY	GBR		BEON	DUNLOP		2			
----	--------------------------	-----	--	------	--------	--	---	--	--	--

Excluidos

46	DAVID SALVADOR GOMEZ	ESP	CUNA DE CAMPEONES	MIR RACING	DUNLOP	2:06.275	10	11		144.7
----	----------------------	-----	-------------------	------------	--------	----------	----	----	--	-------

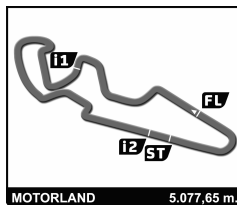
<b>Vuelta Rápida</b>	Vlt. 10	DAVID SALVADOR GOMEZ	2:06.275	144.7 Kph
----------------------	---------	----------------------	----------	-----------

#46 - EXCLUSION SEGÚN ART. 160 DEL REGLAMENTO DEPORTIVO RFME

Hora de publicación: .....

Estado de la pista: **SECO**

Director de carrera:	Cronometrador:
----------------------	----------------



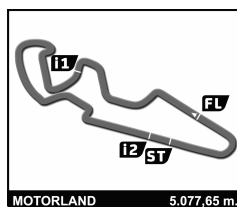
## PREMOTO3

### RFME CAMPEONATO DE ESPAÑA DE VELOCIDAD

#### Entrenamiento Cronometrado 1

#### Mejores tiempos de sector

SECTOR 1			SECTOR 2			SECTOR 3			Pos	Piloto	Vuelta Ideal	Mejor Vuelta
Pos	Piloto	Tiempo	Piloto	Tiempo	Piloto	Tiempo	Pos					
1	26 M.PARRA MARTINEZ	35.337	46 D.SALVADOR GOMEZ	1:07.936	46 D.SALVADOR GOMEZ	22.848	1	46 D.SALVADOR GOMEZ	2:06.197	2:06.275	(1)	
2	53 B.HART	35.384	11 S.GARCIA DOLS	1:07.973	33 I.GUEVARA BONNIN	22.856	2	4 A.CARRASCO ALBA	2:06.604	2:06.888	(3)	
3	46 D.SALVADOR GOMEZ	35.413	69 C.TATAY VILA	1:08.112	26 M.PARRA MARTINEZ	22.878	3	35 J.BAUER	2:06.674	2:06.981	(4)	
4	4 A.CARRASCO ALBA	35.424	4 A.CARRASCO ALBA	1:08.208	35 J.BAUER	22.897	4	69 C.TATAY VILA	2:06.715	2:07.074	(6)	
5	69 C.TATAY VILA	35.536	5 F.PEREZ CASAS	1:08.210	21 C.GONZALEZ GOZALO	22.936	5	33 I.GUEVARA BONNIN	2:06.762	2:06.780	(2)	
6	35 J.BAUER	35.544	35 J.BAUER	1:08.233	61 I.GARCIA ABELLA	22.963	6	26 M.PARRA MARTINEZ	2:06.767	2:07.143	(7)	
7	55 A.TOLEDO ROMERO	35.595	33 I.GUEVARA BONNIN	1:08.242	43 X.ARTIGAS LOPEZ	22.966	7	11 S.GARCIA DOLS	2:06.804	2:06.989	(5)	
8	5 F.PEREZ CASAS	35.618	7 B.BALTUS	1:08.415	4 A.CARRASCO ALBA	22.972	8	5 F.PEREZ CASAS	2:06.990	2:07.375	(10)	
9	76 J.GIRAL ROMERO	35.630	53 B.HART	1:08.433	55 A.TOLEDO ROMERO	23.005	9	53 B.HART	2:07.057	2:07.410	(11)	
10	33 I.GUEVARA BONNIN	35.664	55 A.TOLEDO ROMERO	1:08.467	76 J.GIRAL ROMERO	23.043	10	55 A.TOLEDO ROMERO	2:07.067	2:07.693	(13)	
11	43 X.ARTIGAS LOPEZ	35.670	10 A.IÑIGUEZ GUZMAN	1:08.512	69 C.TATAY VILA	23.067	11	7 B.BALTUS	2:07.269	2:07.307	(8)	
12	11 S.GARCIA DOLS	35.672	26 M.PARRA MARTINEZ	1:08.552	87 F.CAÑERO CARRASCO	23.074	12	43 X.ARTIGAS LOPEZ	2:07.306	2:07.363	(9)	
13	7 B.BALTUS	35.765	61 I.GARCIA ABELLA	1:08.589	10 A.IÑIGUEZ GUZMAN	23.076	13	10 A.IÑIGUEZ GUZMAN	2:07.474	2:08.563	(20)	
14	21 C.GONZALEZ GOZALO	35.817	25 A.VERDOIA	1:08.665	7 B.BALTUS	23.089	14	76 J.GIRAL ROMERO	2:07.514	2:07.931	(14)	
15	10 A.IÑIGUEZ GUZMAN	35.886	43 X.ARTIGAS LOPEZ	1:08.670	45 C.ROUGE	23.098	15	61 I.GARCIA ABELLA	2:07.527	2:07.670	(12)	
16	87 F.CAÑERO CARRASCO	35.900	87 F.CAÑERO CARRASCO	1:08.774	19 V.RODRIGUEZ NUÑEZ	23.125	16	87 F.CAÑERO CARRASCO	2:07.748	2:07.964	(15)	
17	19 V.RODRIGUEZ NUÑEZ	35.913	76 J.GIRAL ROMERO	1:08.841	82 B.AGUILAR NAVARRO	23.141	17	21 C.GONZALEZ GOZALO	2:07.857	2:08.705	(21)	
18	45 C.ROUGE	35.950	19 V.RODRIGUEZ NUÑEZ	1:08.857	11 S.GARCIA DOLS	23.159	18	19 V.RODRIGUEZ NUÑEZ	2:07.895	2:08.309	(17)	
19	61 I.GARCIA ABELLA	35.975	45 C.ROUGE	1:08.917	5 F.PEREZ CASAS	23.162	19	45 C.ROUGE	2:07.965	2:08.166	(16)	
20	82 B.AGUILAR NAVARRO	36.070	44 M.MATA SABATEL	1:09.018	28 A.DIAZ CEBRIAN	23.168	20	25 A.VERDOIA	2:07.987	2:08.324	(19)	
21	25 A.VERDOIA	36.089	82 B.AGUILAR NAVARRO	1:09.098	44 M.MATA SABATEL	23.198	21	82 B.AGUILAR NAVARRO	2:08.309	2:08.324	(18)	
22	88 L.TACCINI	36.122	21 C.GONZALEZ GOZALO	1:09.104	25 A.VERDOIA	23.233	22	44 M.MATA SABATEL	2:08.379	2:08.768	(22)	
23	44 M.MATA SABATEL	36.163	28 A.DIAZ CEBRIAN	1:09.299	53 B.HART	23.240	23	28 A.DIAZ CEBRIAN	2:08.667	2:08.846	(23)	
24	28 A.DIAZ CEBRIAN	36.200	88 L.TACCINI	1:09.655	88 L.TACCINI	23.268	24	88 L.TACCINI	2:09.045	2:09.097	(24)	
25	89 A.FRANCO GAJARDO	36.406	77 A.PEREZ MANRESA	1:10.024	71 R.ROSSI	23.551	25	71 R.ROSSI	2:10.112	2:10.437	(25)	
26	71 R.ROSSI	36.477	71 R.ROSSI	1:10.084	91 A.ANDUJAR MELQUIADES	23.591	26	77 A.PEREZ MANRESA	2:10.566	2:10.597	(26)	
27	77 A.PEREZ MANRESA	36.724	89 A.FRANCO GAJARDO	1:10.324	77 A.PEREZ MANRESA	23.818	27	89 A.FRANCO GAJARDO	2:10.571	2:10.846	(27)	
28	91 A.ANDUJAR MELQUIADES	36.880	57 K.KOSKINEN	1:10.574	89 A.FRANCO GAJARDO	23.841	28	91 A.ANDUJAR MELQUIADES	2:11.176	2:11.377	(28)	
29	57 K.KOSKINEN	37.310	91 A.ANDUJAR MELQUIADES	1:10.705	57 K.KOSKINEN	23.897	29	57 K.KOSKINEN	2:11.781	2:12.311	(29)	
30	22 A.CARRION MARTINEZ	37.410	27 A.PEREZ VIADEL	1:12.655	79 S.STACEY	24.054	30	22 A.CARRION MARTINEZ	2:14.724	2:15.077	(30)	
31	27 A.PEREZ VIADEL	37.868	22 A.CARRION MARTINEZ	1:12.850	70 A.DIEZ RODRIGUEZ	24.446	31	27 A.PEREZ VIADEL	2:14.986	2:15.191	(31)	
32	79 S.STACEY	37.923	74 I.RODRIGUEZ NADAL	1:12.971	27 A.PEREZ VIADEL	24.463	32	74 I.RODRIGUEZ NADAL	2:15.748	2:16.039	(32)	
33	74 I.RODRIGUEZ NADAL	38.102	79 S.STACEY	1:13.860	22 A.CARRION MARTINEZ	24.464	33	79 S.STACEY	2:15.837			
34	70 A.DIEZ RODRIGUEZ	38.111	90 M.CARDENAS MORALES	1:15.488	74 I.RODRIGUEZ NADAL	24.675	34	70 A.DIEZ RODRIGUEZ	2:18.626	2:19.448	(33)	
35	90 M.CARDENAS MORALES	39.504	70 A.DIEZ RODRIGUEZ	1:16.069	90 M.CARDENAS MORALES	25.457	35	90 M.CARDENAS MORALES	2:20.449	2:20.967	(34)	



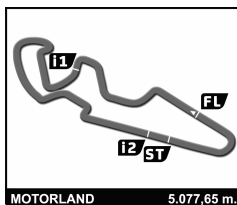
### PREMOTO3

## RFME CAMPEONATO DE ESPAÑA DE VELOCIDAD

### Después de Entrenamiento Cronometrado 1

### Velocidad máxima del evento

Piloto	Equipo	Moto	V. Max	Vlt.	Sesión	
33	IZAN GUEVARA BONNIN	NEW PROYECT RACING	MIR RACING	213.4	9	Entrenamiento Cronometra
61	IKER GARCIA ABELLA	AVINTIA JUNIOR	BEON	210.9	7	Entrenamiento Cronometra
21	CARLOS GONZALEZ GOZALO	NEW PROJECT RACING	MIR RACING	209.3	4	Entrenamiento Cronometra
26	MIGUEL PARRA MARTINEZ	SCHOOL TEAM ESTRELLA GALICIA 0,0	BEON	208.5	1	Entrenamiento Cronometra
46	DAVID SALVADOR GOMEZ	CUNA DE CAMPEONES	MIR RACING	208.5	10	Entrenamiento Cronometra
45	CLEMENT ROUGE	TEAM C-RACER	MORIWAKI	208.1	1	Entrenamiento Cronometra
25	ANDY VERDOIA	ETG RACING	BEON	207.7	7	Entrenamiento Cronometra
55	ALEX TOLEDO ROMERO	CUNA DE CAMPEONES	MIR RACING	207.3	2	Entrenamiento Cronometra
11	SERGIO GARCIA DOLS	SCHOOL TEAM ESTRELLA GALICIA 0,0	BEON	206.9	2	Entrenamiento Cronometra
43	XAVIER ARTIGAS LOPEZ	TONI ELIAS RACING	ELIAS	206.9	2	Entrenamiento Cronometra
53	BRIAN DAVID HART	SCHOOL TEAM ESTRELLA GALICIA 0,0	BEON	206.9	4	Entrenamiento Cronometra
82	BRYAN AGUILAR NAVARRO	BLUMAQ HMA RACING	BEON	206.9	2	Entrenamiento Cronometra
87	FAUSTINO CAÑERO CARRASCO	CUNA DE CAMPEONES	BEON	206.9	11	Entrenamiento Cronometra
44	MIKEL MATA SABATEL	AMRCOMPETICION	BEON	206.5	2	Entrenamiento Cronometra
76	JULIAN GIRAL ROMERO	CNS MOTORSPORT	BEON	206.5	1	Entrenamiento Cronometra
10	ADAM IÑIGUEZ GUZMAN	CUNA DE CAMPEONES	BEON	206.1	8	Entrenamiento Cronometra
4	ADRIAN CARRASCO ALBA	CUNA CAMPEONES	MIR RACING	206.1	11	Entrenamiento Cronometra
19	VICTOR RODRIGUEZ NUÑEZ	HALCOURIER MS RACING	BEON	205.7	5	Entrenamiento Cronometra
28	ALVARO DIAZ CEBRIAN	MRW-ASPAR TEAM	BEON	205.3	3	Entrenamiento Cronometra
35	JOSHUA BAUER	SCHOOL TEAM ESTRELLA GALICIA 0,0	BEON	204.9	3	Entrenamiento Cronometra
7	BARRY BALTUS	AJO MOTORSPORT ACADEMY	BEON	204.9	1	Entrenamiento Cronometra
5	FRANCESC PEREZ CASAS	ETG RACING	BEON	204.5	2	Entrenamiento Cronometra
88	LEONARDO TACCINI	VL TEAM	BEON	204.5	6	Entrenamiento Cronometra
69	CARLOS TATAY VILA	MOTODES	BEON	203.8	7	Entrenamiento Cronometra
91	AITOR ANDUJAR MELQUIADES	NEW PROJECT RACING	MIR RACING	203.8	5	Entrenamiento Cronometra
57	KENNY KOSKINEN	KALLIO RACING	BEON	202.6	10	Entrenamiento Cronometra
71	RICCARDO ROSSI	RMU	BEON	201.1	1	Entrenamiento Cronometra
77	ANDREAS A. PEREZ MANRESA	PROCERCASA - 42 MOTORSPORT	BEON	199.3	3	Entrenamiento Cronometra
27	ALEX PEREZ VIADEL	BLUMAQ HMA RACING	BEON	197.4	3	Entrenamiento Cronometra
79	STORM LESTER JOHN STACEY	BEON	BEON	197.1	1	Entrenamiento Cronometra
89	ANGELO PAOLO FRANCO GAJARDO	EUROTRADRACING TEAM	BEON	193.5	8	Entrenamiento Cronometra
70	ALVARO DIEZ RODRIGUEZ	TEAM IGAX	BEON	193.2	1	Entrenamiento Cronometra
22	ALEJANDRO CARRION MARTINEZ	PROELIT DR7	MORIWAKI	190.5	3	Entrenamiento Cronometra
74	IVAN RODRIGUEZ NADAL	ALARXA RACING	BEON	184.3	1	Entrenamiento Cronometra
90	MARCOS CARDENAS MORALES	MARCOS90 TEAM	BEON	184.3	2	Entrenamiento Cronometra



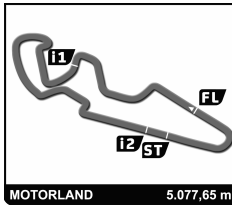
### PREMOTO3

## RFME CAMPEONATO DE ESPAÑA DE VELOCIDAD

### Entrenamiento Cronometrado 1

#### Secuencia de vueltas rápidas

Tiempo de sesión	Piloto	Equipo	Moto	Neumaticos	Tiempo	km/h	Vlt.
4:34.931	35 JOSHUA BAUER	SCHOOL TEAM ESTRELLA GALICIA 0,0	BEON	DUNLOP	2:09.605	141.0	2
4:35.022	26 MIGUEL PARRA MARTINEZ	SCHOOL TEAM ESTRELLA GALICIA 0,0	BEON	DUNLOP	2:09.280	141.4	2
4:35.233	82 BRYAN AGUILAR NAVARRO	BLUMAQ HMA RACING	BEON	DUNLOP	2:09.043	141.6	2
4:37.453	61 IKER GARCIA ABELLA	AVINTIA JUNIOR	BEON	DUNLOP	2:09.011	141.7	2
5:09.004	11 SERGIO GARCIA DOLS	SCHOOL TEAM ESTRELLA GALICIA 0,0	BEON	DUNLOP	2:08.613	142.1	2
6:43.424	26 MIGUEL PARRA MARTINEZ	SCHOOL TEAM ESTRELLA GALICIA 0,0	BEON	DUNLOP	2:08.402	142.3	3
6:46.525	76 JULIAN GIRAL ROMERO	CNS MOTORSPORT	BEON	DUNLOP	2:08.275	142.5	3
7:10.214	5 FRANCESC PEREZ CASAS	ETG RACING	BEON	DUNLOP	2:08.188	142.6	3
7:16.979	11 SERGIO GARCIA DOLS	SCHOOL TEAM ESTRELLA GALICIA 0,0	BEON	DUNLOP	2:07.975	142.8	3
8:02.410	46 DAVID SALVADOR GOMEZ	CUNA DE CAMPEONES	MIR RACING	DUNLOP	2:07.731	143.1	3
9:17.294	7 BARRY BALTUS	AJO MOTORSPORT ACADEMY	BEON	DUNLOP	2:07.307	143.6	4
11:40.087	69 CARLOS TATAY VILA	MOTODES		DUNLOP	2:07.149	143.7	5
13:47.163	69 CARLOS TATAY VILA	MOTODES		DUNLOP	2:07.076	143.8	6
15:54.237	69 CARLOS TATAY VILA	MOTODES		DUNLOP	2:07.074	143.8	7
16:33.173	4 ADRIAN CARRASCO ALBA	CUNA CAMPEONES	MIR RACING	DUNLOP	2:06.928	144.0	7
20:18.314	33 IZAN GUEVARA BONNIN	NEW PROYECT RACING	MIR RACING	DUNLOP	2:06.780	144.2	9
21:18.025	46 DAVID SALVADOR GOMEZ	CUNA DE CAMPEONES	MIR RACING	DUNLOP	2:06.738	144.2	9
23:24.300	46 DAVID SALVADOR GOMEZ	CUNA DE CAMPEONES	MIR RACING	DUNLOP	2:06.275	144.7	10



# PREMOTO3

## RFME CAMPEONATO DE ESPAÑA DE VELOCIDAD

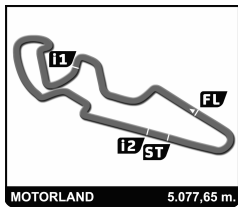
### Entrenamiento Cronometrado 1

### Vuelta a vuelta

Mejor Personal Mejor de la sesión B Cruzando la línea de meta por el pit lane.

Vlt.	Nombre	Equipo	Sector 1	Sector 2	Sector 3	Km/h	T. Sesión
<b>4</b>	<b>ADRIAN CARRASCO ALBA</b>	ESP					
	CUNA CAMPEONES	MIR RACING					
	1	3:24.197	1:44.264	1:15.759	24.174	197.1	3:24.197
	2	2:10.203	36.730	1:10.006	23.467	199.6	5:34.400
	3	2:09.389	36.443	1:09.610	23.336	200.4	7:43.789
	4	2:27.281	45.428	1:18.727	23.126	202.2	10:11.070
	5	2:07.733	35.750	1:08.763	23.220	200.7	12:18.803
	6	2:07.442	35.766	1:08.704	22.972	202.2	14:26.245
	7	2:06.928	35.424	1:08.495	23.009	203.4	16:33.173
	8	2:08.680	35.774	1:09.595	23.311	200.0	18:41.853
	9	2:06.888	35.454	1:08.208	23.226	200.4	20:48.741
	10	2:07.733	35.645	1:08.936	23.152	200.4	22:56.474
11	2:12.819	40.796	1:09.047	22.976	206.1	25:09.293	
<b>5</b>	<b>FRANCESC PEREZ CASAS</b>	ESP					
	ETG RACING	BEON					
	1	2:52.370	1:07.964	1:20.824	23.582	199.6	2:52.370
	2	2:09.656	36.584	1:09.096	23.976	204.5	5:02.026
	3	2:08.188	36.201	1:08.598	23.389	203.8	7:10.214
	4	2:07.375	36.003	1:08.210	23.162	202.2	9:17.589
	5	2:32.255 B	37.004	1:19.705	35.546	139.0	11:49.844
	6	6:20.823	4:45.088	1:11.828	23.907	192.5	18:10.667
	7	2:07.860	36.031	1:08.373	23.456	199.3	20:18.527
	8	2:44.516	40.914	1:39.510	24.092	189.1	23:03.043
9	2:07.560	35.618	1:08.733	23.209	199.3	25:10.603	
<b>7</b>	<b>BARRY BALTUS</b>	BEL					
	AJO MOTORSPORT ACADEMY	BEON					
	1	2:51.610	1:07.206	1:20.856	23.548	204.9	2:51.610
	2	2:09.461	36.343	1:09.685	23.433	200.0	5:01.071
	3	2:08.916	36.659	1:08.914	23.343	200.0	7:09.987
	4	2:07.307	35.765	1:08.415	23.127	200.0	9:17.294
	5	2:10.679	36.002	1:11.176	23.501	198.2	11:27.973
	6	2:16.845	35.816	1:17.905	23.124	202.6	13:44.818
	7	2:08.700	36.029	1:09.419	23.252	200.4	15:53.518
	8	2:08.790	36.061	1:09.640	23.089	202.2	18:02.308
	9	2:08.633	36.170	1:09.252	23.211	201.1	20:10.941
10	2:19.970 B	39.637	1:09.666	30.667	198.9	22:30.911	
<b>10</b>	<b>ADAM IÑIGUEZ GUZMAN</b>	ESP					
	CUNA DE CAMPEONES						
	1	2:58.909	1:22.128	1:12.943	23.838	199.3	2:58.909
	2	2:09.937	36.655	1:09.897	23.385	203.4	5:08.846
	3	2:08.890	36.449	1:09.325	23.116	203.8	7:17.736
	4	2:09.404	36.371	1:09.784	23.249	198.2	9:27.140
	5	2:09.077	36.070	1:09.780	23.227	200.7	11:36.217
	6	2:08.563	36.036	1:08.964	23.563	195.3	13:44.780
	7	2:08.761	36.185	1:09.283	23.293	198.9	15:53.541
	8	2:09.225	35.886	1:10.245	23.094	206.1	18:02.766
	9	2:08.668	37.080	1:08.512	23.076	203.4	20:11.434
	10	2:15.552 B	37.351	1:09.491	28.710	194.2	22:26.986
11	2:24.547	52.279	1:08.895	23.373	195.7	24:51.533	
<b>11</b>	<b>SERGIO GARCIA DOLS</b>	ESP					
	SCHOOL TEAM ESTRELLA GALICIA 0,0	BEON					
<b>19</b>	<b>VICTOR RODRIGUEZ NUÑEZ</b>	ESP					
	HALCOURIER MS RACING						
	1	2:26.857	50.900	1:12.765	23.192	204.2	2:26.857
	2	2:09.164	36.893	1:09.141	23.130	204.2	4:36.021
	3	2:08.967	36.160	1:09.657	23.150	205.3	6:44.988
	4	2:16.341	36.316	1:16.674	23.351	202.2	9:01.329
	5	2:08.309	35.913	1:09.271	23.125	205.7	11:09.638
	6	2:26.616 B	44.078	1:12.858	29.680	184.9	13:36.254
	7	5:06.678	3:17.302	1:26.148	23.228	204.2	18:42.932
	8	2:08.749	36.037	1:09.274	23.438	200.0	20:51.681
	9	2:08.999	36.121	1:09.560	23.318	202.2	23:00.680
10	2:08.073	36.139	1:08.857	23.077	204.5	25:08.753	
<b>21</b>	<b>CARLOS GONZALEZ GOZALO</b>	ESP					
	NEW PROJECT RACING	MIR RACING					
	1	2:29.088	53.404	1:12.502	23.182	206.5	2:29.088
	2	2:10.363	37.001	1:10.279	23.083	205.7	4:39.451
	3	2:08.705	36.418	1:09.351	22.936	204.5	6:48.156
	4	2:10.355	35.817	1:11.016	23.522	209.3	8:58.511
	5	2:11.201	36.120	1:11.594	23.487	200.0	11:09.712
	6	2:09.226	35.879	1:09.697	23.650	198.5	13:18.938
	7	2:20.685 B	36.740	1:12.196	31.749	159.3	15:39.623
	8	3:17.820	1:31.865	1:19.901	26.054	170.9	18:57.443
	9	2:14.918	40.257	1:11.714	22.947	204.9	21:12.361
10	2:14.647 B	36.243	1:09.104	29.300	197.4	23:27.008	
<b>22</b>	<b>ALEJANDRO CARRION MARTINEZ</b>	ESP					
	PROELIT DR7	MORIWAKI					
	1	2:40.572	53.116	1:20.199	27.257	166.9	2:40.572
	2	2:22.159	40.359	1:16.887	24.913	190.1	5:02.731
	3	2:15.729	38.140	1:13.125	24.464	190.5	7:18.460
	4	2:26.407 B	38.329	1:15.678	32.400	187.8	9:44.867
	5	4:43.360	3:03.191	1:15.601	24.568	187.5	14:28.227
	6	2:15.077	37.410	1:12.850	24.817	184.3	16:43.304
7	2:19.478	38.392	1:16.378	24.708	185.9	19:02.782	
8	2:40.502 B	46.802	1:18.705	34.995	184.0	21:43.284	
<b>25</b>	<b>ANDY VERDOIA</b>	FRA					
	ETG RACING	BEON					
	1	2:31.900	57.220	1:11.177	23.503	198.2	2:31.900
	2	2:09.367	36.227	1:09.724	23.416	198.9	4:41.267
	3	2:09.140	36.276	1:09.496	23.368	197.4	6:50.407
	4	2:08.757	36.136	1:09.232	23.389	199.6	8:59.164
	5	2:29.210	55.062	1:10.630	23.518	198.5	11:28.374
6	2:08.562	36.089	1:08.928	23.545	195.3	13:36.936	
7	2:17.116	44.550	1:09.333	23.233	207.7	15:54.052	





# PREMOTO3

## RFME CAMPEONATO DE ESPAÑA DE VELOCIDAD

### Entrenamiento Cronometrado 1

Vuelta a vuelta

Mejor Personal    Mejor de la sesión    B Cruzando la línea de meta por el pit lane.

Vlt.	Tiempo	Sector 1	Sector 2	Sector 3	Km/h	T. Sesión
8	2:08.886	36.243	1:09.397	23.246	202.2	18:02.938
9	<b>2:08.324</b>	36.371	<b>1:08.665</b>	23.288	200.7	20:11.262
10	2:20.299 <b>B</b>	37.529	1:11.535	31.235	196.4	22:31.561
11	2:37.421	1:02.186	1:10.790	24.445	193.2	25:08.982

26 MIGUEL PARRA MARTINEZ		ESP				
SCHOOL TEAM ESTRELLA GALICIA 0,0		BEON				
1	2:25.742	50.227	1:12.090	23.425	208.5	2:25.742
2	2:09.280	36.503	1:09.614	23.163	204.9	4:35.022
3	2:08.402	35.659	1:09.066	23.677	202.6	6:43.424
4	2:23.246 <b>B</b>	36.262	1:17.716	29.268	205.3	9:06.670
5	6:19.827	4:46.610	1:09.953	23.264	202.2	15:26.497
6	2:08.300	35.635	1:09.442	23.223	202.2	17:34.797
7	<b>2:07.143</b>	<b>35.337</b>	1:08.637	23.169	201.5	19:41.940
8	2:08.360	35.532	1:09.673	23.155	202.2	21:50.300
9	2:09.308	37.878	<b>1:08.552</b>	<b>22.878</b>	204.9	23:59.608

27 ALEX PEREZ VIADEL		ESP				
BLUMAQA HMA RACING		BEON				
1	2:43.813	1:00.385	1:18.137	25.291	195.3	2:43.813
2	2:18.434	38.963	1:14.718	24.753	194.2	5:02.247
3	2:15.482	38.299	<b>1:12.655</b>	24.528	197.4	7:17.729
4	2:16.563	<b>37.868</b>	1:14.106	24.589	197.1	9:34.292
5	2:15.551	38.095	1:12.892	24.564	196.0	11:49.843
6	<b>2:15.191</b>	38.024	1:12.657	24.510	197.4	14:05.034
7	2:15.467	38.162	1:12.804	24.501	195.7	16:20.501
8	2:31.476 <b>B</b>	43.599	1:15.689	23.188	186.2	18:51.977
9	5:13.902	3:19.646	1:29.793	<b>24.463</b>	196.7	24:05.879

28 ALVARO DIAZ CEBRIAN		ESP				
MRW-ASPAR TEAM		BEON				
1	2:52.035	1:12.449	1:15.340	24.246	194.9	2:52.035
2	2:10.621	37.063	1:10.065	23.493	204.2	5:02.656
3	2:11.247	38.044	1:09.857	23.346	205.3	7:13.903
4	2:09.626	36.597	1:09.704	23.325	199.6	9:23.529
5	2:09.528	<b>36.200</b>	1:09.683	23.645	194.6	11:33.057
6	2:10.518	36.411	1:10.108	23.999	185.6	13:43.575
7	2:12.435	39.811	<b>1:09.299</b>	23.325	199.3	15:56.010
8	2:10.448	37.353	1:09.606	23.489	198.5	18:06.458
9	2:11.092	37.941	1:09.576	23.575	196.7	20:17.550
10	<b>2:08.846</b>	36.287	1:09.391	<b>23.168</b>	204.2	22:26.396
11	2:14.128	36.216	1:14.131	23.781	198.2	24:40.524

33 IZAN GUEVARA BONNIN		ESP				
NEW PROYECT RACING		MIR RACING				
1	2:45.727	58.931	1:21.215	25.581	204.5	2:45.727
2	2:15.999	39.345	1:12.807	23.847	204.5	5:01.726
3	2:11.157	37.068	1:10.035	24.054	206.1	7:12.883
4	2:09.585	36.962	1:09.289	23.334	207.7	9:22.468
5	2:13.610	40.584	1:09.629	23.397	205.7	11:36.078
6	2:15.183			23.284	208.5	13:51.261
7	2:07.356	35.824	1:08.661	22.871	213.0	15:58.617
8	2:12.917	40.235	1:09.384	23.298	207.7	18:11.534
9	<b>2:06.780</b>	35.682	<b>1:08.242</b>	<b>22.856</b>	213.4	20:18.314
10	2:07.849	<b>35.664</b>	1:09.001	23.184	207.3	22:26.163

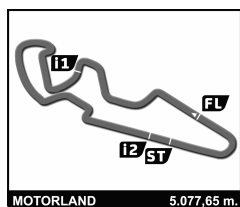
35 JOSHUA BAUER		GER				
SCHOOL TEAM ESTRELLA GALICIA 0,0		BEON				
1	2:25.326	47.330	1:14.507	23.489	199.6	2:25.326
2	2:09.605	36.462	1:09.762	23.381	200.7	4:34.931
3	2:08.571	35.980	1:09.212	23.379	204.9	6:43.502
4	2:18.359 <b>B</b>	36.396	1:13.047	28.916	193.5	9:01.861
5	5:42.760	4:10.519	1:09.158	23.083	201.1	14:44.621
6	2:07.107	35.977	<b>1:08.233</b>	<b>22.897</b>	203.0	16:51.728
7	2:13.333	35.700	1:12.300	25.333	180.3	19:05.061
8	<b>2:06.981</b>	<b>35.544</b>	1:08.403	23.034	204.2	21:12.042
9	2:10.133	36.056	1:08.959	25.118	159.3	23:22.175

43 XAVIER ARTIGAS LOPEZ		ESP				
TONI ELIAS RACING		ELIAS				
1	2:28.578	52.213	1:12.835	23.530	201.5	2:28.578
2	2:10.230	36.977	1:10.122	23.131	206.9	4:38.808
3	2:08.523	36.153	1:09.342	23.028	206.1	6:47.331
4	2:10.899	35.897	1:11.160	23.842	206.1	8:58.230
5	2:12.019	36.258	1:11.816	23.945	193.2	11:10.249
6	2:29.926 <b>B</b>	38.310	1:16.570	35.046	131.5	13:40.175
7	3:55.130	2:20.527	1:11.137	23.466	197.4	17:35.305
8	2:07.973	35.865	1:09.020	23.088	204.9	19:43.278
9	<b>2:07.363</b>	<b>35.670</b>	1:08.727	<b>22.966</b>	206.5	21:50.641
10	2:07.929	35.968	<b>1:08.670</b>	23.291	202.2	23:58.570

44 MIKEL MATA SABATEL		ESP				
AMRCOMPETICION		BEON				
1	2:51.911	1:12.756	1:15.028	24.127	196.7	2:51.911
2	2:10.753	36.767	1:10.167	23.819	206.5	5:02.664
3	2:11.119	37.710	1:10.000	23.409	203.0	7:13.783
4	<b>2:08.768</b>	36.260	1:09.310	<b>23.198</b>	204.5	9:22.551
5	2:10.433	36.805	1:10.038	23.590	195.3	11:32.984
6	2:08.886	<b>36.163</b>	1:09.326	23.397	197.4	13:41.870
7	2:18.930 <b>B</b>	36.618	1:14.496	27.816	204.5	16:00.800
8	5:10.639	3:27.289	1:19.382	23.968	194.2	21:11.439
9	2:09.491	36.840	<b>1:09.018</b>	23.633	198.2	23:20.930

45 CLEMENT ROUGE		FRA				
TEAM C-RACER		MORIWAKI				
1	2:52.671	1:07.572	1:21.620	23.479	208.1	2:52.671
2	2:09.759	36.626	1:09.521	23.612	207.7	5:02.430
3	2:10.497	36.777	1:09.666	24.054	205.3	7:12.927
4	2:08.984	36.405	1:09.204	23.375	201.9	9:21.911
5	2:19.101	36.456	1:14.480	28.165	146.1	11:41.012
6	2:09.048	36.363	1:09.334	23.351	204.5	13:50.060
7	<b>2:08.166</b>	<b>35.950</b>	1:09.118	<b>23.098</b>	204.2	15:58.226
8	2:29.138	50.850	1:12.926	25.362	168.0	18:27.364
9	2:09.051	36.078	1:09.548	23.425	200.7	20:36.415
10	2:20.929	36.035	1:20.272	24.622	180.0	22:57.344
11	2:08.387	36.118	<b>1:08.917</b>	23.352	201.1	25:05.731

46 DAVID SALVADOR GOMEZ		ESP				
CUNA DE CAMPEONES		MIR RACING				
1	3:44.537	2:01.458	1:18.733	24.346	202.2	3:44.537
2	2:10.142	37.029	1:09.400	23.713	201.9	5:54.679



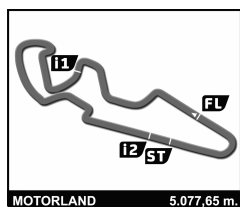
# PREMOTO3

## RFME CAMPEONATO DE ESPAÑA DE VELOCIDAD

### Entrenamiento Cronometrado 1

Vuelta a vuelta

Vlt.	Tiempo	Sector 1	Sector 2	Sector 3	Km/h	T. Sesión	Vlt.	Tiempo	Sector 1	Sector 2	Sector 3	Km/h	T. Sesión
3	2:07.731	35.911	1:08.569	23.251	203.0	8:02.410	7	2:32.476	44.085	1:25.428	22.963	210.9	15:54.765
4	2:07.879	35.548	1:09.063	23.268	202.6	10:10.289	8	2:08.360	36.079	1:09.170	23.111	205.7	18:03.125
5	2:07.200	35.650	1:08.158	23.392	202.6	12:17.489	9	2:09.288	37.094	1:08.589	23.605	188.5	20:12.413
6	2:08.282	35.661	1:09.264	23.357	200.0	14:25.771	10	2:10.088	37.025	1:09.477	23.586	200.4	22:22.501
7	2:12.604 <b>B</b>	35.413	1:08.478	28.713	202.2	16:38.375	11	2:07.670	35.975	1:08.600	23.095	203.4	24:30.171
8	2:32.912	1:00.620	1:09.126	23.166	203.4	19:11.287	<b>69</b> <b>CARLOS TATAY VILA</b> ESP MOTODES						
9	2:06.738	35.639	1:08.059	23.040	204.5	21:18.025	1	3:04.523	1:29.990	1:10.817	23.716	197.8	3:04.523
10	2:06.275	35.491	1:07.936	22.848	208.5	23:24.300	2	2:09.019	36.157	1:09.262	23.600	197.8	5:13.542
11	2:24.694 <b>B</b>	36.468	1:08.875	39.351	205.7	25:48.994	3	2:11.262	36.048	1:11.682	23.532	196.0	7:24.804
<b>53</b> <b>BRIAN DAVID HART</b> BRA SCHOOL TEAM ESTRELLA GALICIA 0,0 BEON							4	2:08.134	36.025	1:08.570	23.539	195.3	9:32.938
1	2:25.281	48.921	1:12.278	24.082	191.2	2:25.281	5	2:07.149	35.749	1:08.112	23.288	198.5	11:40.087
2	2:09.913	36.725	1:09.522	23.666	196.0	4:35.194	6	2:07.076	35.536	1:08.235	23.305	197.4	13:47.163
3	2:09.555	36.666	1:09.620	23.269	199.3	6:44.749	7	2:07.074	35.572	1:08.151	23.351	203.8	15:54.237
4	2:18.970 <b>B</b>	36.210	1:13.743	29.017	206.9	9:03.719	8	2:08.276	35.872	1:09.337	23.067	201.9	18:02.513
5	6:18.581	4:39.745	1:14.997	23.839	192.9	15:22.300	9	3:36.832 <b>B</b>	36.991	1:10.095	1:49.746	196.4	21:39.345
6	2:08.982	36.444	1:09.055	23.483	194.6	17:31.282	10	3:27.876	1:55.560	1:08.796	23.520	197.1	25:07.221
7	2:11.089	37.945	1:09.904	23.240	197.8	19:42.371	<b>70</b> <b>ALVARO DIEZ RODRIGUEZ</b> ESP TEAM IGAX BEON						
8	2:07.410	35.384	1:08.607	23.419	194.9	21:49.781	1	2:50.108	1:07.047	1:18.269	24.792	193.2	2:50.108
9	2:07.810	35.965	1:08.433	23.412	196.4	23:57.591	2	2:19.448	38.933	1:16.069	24.446	191.8	5:09.556
<b>55</b> <b>ALEX TOLEDO ROMERO</b> ESP CUNA DE CAMPEONES MIR RACING							3	2:27.229 <b>B</b>	38.111	1:19.247	29.871	192.5	7:36.785
1	4:35.818	2:22.511	1:48.586	24.721	187.8	4:35.818	4	16:07.200 <b>B</b>	7:49.275				23:43.985
2	2:09.584	36.860	1:09.688	23.036	207.3	6:45.402	<b>71</b> <b>RICCARDO ROSSI</b> ITA RMU						
3	2:11.267	36.216	1:11.409	23.642	198.2	8:56.669	1	2:26.201	47.892	1:14.417	23.892	201.1	2:26.201
4	2:18.226	45.469	1:09.626	23.131	202.6	11:14.895	2	2:12.008	37.420	1:10.633	23.955	193.9	4:38.209
5	2:07.693	35.671	1:09.017	23.005	206.1	13:22.588	3	2:12.599	37.427	1:11.582	23.590	198.9	6:50.808
6	2:31.189	38.031	1:29.567	23.591	196.7	15:53.777	4	2:20.539 <b>B</b>	37.933	1:12.074	30.532	190.8	9:11.347
7	2:08.484	36.133	1:09.091	23.260	198.9	18:02.261	5	4:10.944	2:18.393	1:28.046	24.505	186.9	13:22.291
8	2:08.908	36.545	1:08.810	23.553	195.7	20:11.169	6	2:32.216	38.346	1:29.844	24.026	198.5	15:54.507
9	2:50.574	41.055	1:46.237	23.282	202.2	23:01.743	7	2:10.437	36.802	1:10.084	23.551	198.5	18:04.944
10	2:06.933	35.595	1:08.467	22.871	206.9	25:08.676	8	2:10.931	36.592	1:10.353	23.986	191.5	20:15.875
<b>57</b> <b>KENNY KOSKINEN</b> FIN KALLIO RACING BEON							9	2:12.430	37.816	1:10.806	23.808	194.6	22:28.305
1	2:55.521	1:17.888	1:13.576	24.057	198.2	2:55.521	10	2:10.895	36.477	1:10.363	24.055	193.5	24:39.200
2	2:13.481	37.594	1:11.937	23.950	194.9	5:09.002	<b>74</b> <b>IVAN RODRIGUEZ NADAL</b> ESP ALARXA RACING						
3	2:25.255 <b>B</b>	39.986	1:13.263	32.006	184.0	7:34.257	1	3:03.509	1:17.616	1:20.343	25.550	184.3	3:03.509
4	3:35.418	1:58.275	1:12.579	24.564	180.3	11:09.675	2	2:25.188	38.757	1:20.411	26.020	176.8	5:28.697
5	2:12.311	37.310	1:11.003	23.998	194.2	13:21.986	3	2:17.447	38.674	1:13.829	24.944	183.7	7:46.144
6	2:30.069	38.325	1:26.950	24.794	184.9	15:52.055	4	2:18.477	38.791	1:14.162	25.524	178.8	10:04.621
7	2:13.164	38.603	1:10.631	23.930	194.6	18:05.219	5	2:16.039	38.393	1:12.971	24.675	184.3	12:20.660
8	2:31.754	48.558	1:19.223	23.973	196.0	20:36.973	6	2:34.357	38.102	1:16.678	39.577	77.3	14:55.017
9	2:21.922	46.990	1:11.035	23.897	193.9	22:58.895	7	3:05.936 <b>B</b>	52.168	1:33.504	40.264	170.1	18:00.953
10	2:12.160	37.990	1:10.574	23.596	202.6	25:11.055	8	4:40.101	2:51.655	1:23.001	25.445	177.3	22:41.054
<b>61</b> <b>IKER GARCIA ABELLA</b> ESP AVINTIA JUNIOR BEON							9	2:17.735	38.568	1:13.773	25.394	179.7	24:58.789
1	2:28.442	51.767	1:13.438	23.237	210.5	2:28.442	<b>76</b> <b>JULIAN GIRAL ROMERO</b> ESP CNS MOTORSPORT BEON						
2	2:09.011	36.426	1:09.397	23.188	209.3	4:37.453	1	2:28.870	52.633	1:13.017	23.220	206.5	2:28.870
3	2:08.639	36.224	1:09.286	23.129	209.3	6:46.092	2	2:09.380	36.368	1:09.788	23.224	204.5	4:38.250
4	2:11.434	36.173	1:11.497	23.764	198.5	8:57.526							
5	2:16.163	36.346	1:16.345	23.472	205.7	11:13.689							
6	2:08.600	36.548	1:08.917	23.135	206.5	13:22.289							



# PREMOTO3

## RFME CAMPEONATO DE ESPAÑA DE VELOCIDAD

### Entrenamiento Cronometrado 1

Vuelta a vuelta

Mejor Personal Mejor de la sesión B Cruzando la línea de meta por el pit lane.

Vlt.	Tiempo	Sector 1	Sector 2	Sector 3	Km/h	T. Sesión	Vlt.	Tiempo	Sector 1	Sector 2	Sector 3	Km/h	T. Sesión
3	2:08.275	35.712	1:09.520	23.043	204.5	6:46.525	5	2:10.580	36.582	1:10.597	23.401	201.1	13:48.674
4	2:13.947 B	35.966	1:10.493	27.488	199.3	9:00.472	6	2:10.144	36.560	1:10.316	23.268	204.5	15:58.818
5	6:00.171	4:26.317	1:10.082	23.772	196.4	15:00.643	7	3:06.579	55.701	1:41.818	29.060	154.1	19:05.397
6	2:09.025	36.257	1:09.232	23.536	197.4	17:09.668	8	2:09.097	36.122	1:09.655	23.320	199.3	21:14.494
7	2:08.569	35.810	1:09.290	23.469	198.5	19:18.237	9	2:09.738	36.680	1:09.672	23.386	199.3	23:24.232
8	2:08.021	35.741	1:08.841	23.439	198.2	21:26.258							
9	2:07.931	35.630	1:09.096	23.205	199.6	23:34.189							
<b>77</b> ANDREAS A. PEREZ MANRESA ESP							<b>89</b> ANGELO PAOLO FRANCO GAJARDO VEN						
PROCERCASA - 42 MOTORSPORT BEON							EUROTRADRACING TEAM						
1	2:54.554	1:17.443	1:13.293	23.818	197.4	2:54.554	1	4:24.757	1:55.306	1:50.549	38.902	106.1	4:24.757
2	2:12.432	37.549	1:11.064	23.819	197.1	5:06.986	2	2:48.681	49.268	1:28.440	30.973	132.7	7:13.438
3	2:10.597	36.736	1:10.024	23.837	199.3	7:17.583	3	2:21.463	40.583	1:15.932	24.948	182.4	9:34.901
4	2:25.369 B	36.724	1:16.182	32.463	190.5	9:42.952	4	2:15.090	37.719	1:12.879	24.492	191.8	11:49.991
5	7:38.700	5:57.773	1:16.849	24.078	194.2	17:21.652	5	2:12.177	37.281	1:11.028	23.868	190.5	14:02.168
6	2:26.330 B	38.240	1:13.982	34.108	194.2	19:47.982	6	2:11.743	36.875	1:10.684	24.184	191.2	16:13.911
<b>79</b> STORM LESTER JOHN STACEY GBR							<b>90</b> MARCOS CARDENAS MORALES ESP						
BEON							MARCOS90 TEAM						
1	2:26.126	48.212	1:13.860	24.054	197.1	2:26.126	1	4:28.139	2:42.256	1:19.264	26.619	175.0	4:28.139
2	2:33.929 B	37.923	1:24.550	31.456	188.8	5:00.055	2	2:22.172	40.678	1:16.037	25.457	184.3	6:50.311
<b>82</b> BRYAN AGUILAR NAVARRO ESP							<b>91</b> AITOR ANDUJAR MELQUIADES ESP						
BLUMAQA HMA RACING BEON							NEW PROJECT RACING MIR RACING						
1	2:26.190	51.067	1:11.790	23.333	201.1	2:26.190	1	2:34.721	58.181	1:12.876	23.664	201.5	2:34.721
2	2:09.043	36.150	1:09.752	23.141	206.9	4:35.233	2	2:17.270	37.295	1:15.741	24.234	197.8	4:51.991
3	2:09.720	36.684	1:09.894	23.142	204.9	6:44.953	3	2:21.723	46.397	1:11.456	23.870	203.4	7:13.714
4	2:11.391	36.100	1:11.796	23.495	198.5	8:56.344	4	2:24.247	48.682	1:11.382	24.183	203.4	9:37.961
5	2:12.641	37.025	1:12.238	23.378	201.9	11:08.985	5	2:12.147	37.338	1:11.029	23.780	203.8	11:50.108
6	2:09.859	37.078	1:09.447	23.334	204.2	13:18.844	6	2:11.456	36.880	1:10.705	23.871	201.9	14:01.564
7	2:09.316	36.584	1:09.360	23.372	200.7	15:28.160	7	2:21.990 B	36.920	1:10.986	34.084	195.3	16:23.554
8	2:08.837	36.265	1:09.418	23.154	202.2	17:36.997	8	3:41.078	2:05.995	1:11.316	23.767	198.9	20:04.632
9	2:08.324	36.070	1:09.098	23.156	201.9	19:45.321	9	2:19.572	43.238	1:12.388	23.946	201.1	22:24.204
10	2:08.820	36.310	1:09.327	23.183	201.5	21:54.141	10	2:11.377	37.004	1:10.782	23.591	200.0	24:35.581
11	2:09.440	36.093	1:09.910	23.437	200.0	24:03.581							
<b>87</b> FAUSTINO CAÑERO CARRASCO ESP													
CUNA DE CAMPEONES													
1	3:24.265	1:44.378	1:15.794	24.093	198.9	3:24.265							
2	2:10.569	36.920	1:10.341	23.308	202.2	5:34.834							
3	2:09.066	36.338	1:09.619	23.109	203.4	7:43.900							
4	2:27.421	41.301	1:22.719	23.401	199.6	10:11.321							
5	2:08.230	35.900	1:09.139	23.191	203.4	12:19.551							
6	2:08.781	36.002	1:09.306	23.473	197.4	14:28.332							
7	2:24.054 B	36.182	1:14.135	33.737	180.3	16:52.386							
8	2:26.358	50.466	1:12.435	23.457	197.8	19:18.744							
9	2:07.964	35.961	1:08.774	23.229	201.1	21:26.708							
10	2:07.970	35.975	1:08.921	23.074	201.1	23:34.678							
<b>88</b> LEONARDO TACCINI ITA													
VL TEAM													
1	3:37.337	1:49.561	1:22.110	25.666	195.7	3:37.337							
2	3:06.294	49.922	1:49.956	26.416	179.1	6:43.631							
3	2:19.634 B	37.240	1:13.068	29.326	200.0	9:03.265							
4	2:34.829	59.689	1:11.390	23.750	201.5	11:38.094							