

## MOTO3 / MOTO3 SPORT PRODUCTION

### RFME CAMPEONATO DE ESPAÑA DE VELOCIDAD

Carrera (13 Vueltas, 66,0 km.)

#### Clasificación

Piloto	Nac	Equipo	Moto	Neumaticos	Vlts.	Tiempo	Dif.	Km/h	Mejor Vuelta		
									Vlt.	Tiempo	Km/h
1	16 ALEJANDRO RUIZ CARRANZA	ESP PROCERCASA - 42 MOTORSPORT	KTM	DUNLOP	13	26:58.881	-	146.8	7	2:03.905	147.5
2	21 BORJA SANCHEZ TORRECILLAS	ESP MRW-ASPAR TEAM	HONDA	DUNLOP	13	27:06.147	+7.266	146.1	7	2:03.899	147.5
3	20 JOSE JULIAN GARCIA GARCIA	ESP FAU55RACING	KTM	DUNLOP	13	27:06.176	+7.295	146.1	3	2:04.157	147.2
4	34 GINO NAVARRO BUXO	ESP ETG RACING	HONDA	DUNLOP	13	27:08.285	+9.404	145.9	4	2:03.653	147.8
5	10 FILIPPO FULIGNI	ITA PROCERCASA - 42 MOTORSPORT	KTM	DUNLOP	13	27:13.792	+14.911	145.4	7	2:04.869	146.4
6	33 DANIEL VALLE MUÑOZ	ESP LLINSUAL HMA RACING	KTM	DUNLOP	13	27:13.829	+14.948	145.4	4	2:04.324	147.0
7	23 ANDREA CAVALIERE	ESP PROCERCASA - 42 MOTORSPORT	KTM	DUNLOP	13	27:14.022	+15.141	145.4	2	2:04.459	146.9
8	42 MATTHIEU GREGORIO	FRA VHC RACING LIQUI MOLY TEAM	HONDA	DUNLOP	13	27:14.070	+15.189	145.4	4	2:04.445	146.9
9	12 MARC LUNA BAYEN	ESP CUNA DE CAMPEONES	MIR RACING	DUNLOP	Motc 13	27:19.373	+20.492	144.9	9	2:04.698	146.6
10	9 FRANCISCO GOMEZ REQUENA	ESP EUROTRADISRACING TEAM	HONDA	DUNLOP	Motc 13	27:20.533	+21.652	144.8	8	2:04.566	146.7
11	8 ANGEL LORENTE MOLINA	ESP CUNA DE CAMPEONES	MIR RACING	DUNLOP	Motc 13	27:21.689	+22.808	144.7	4	2:05.082	146.1
12	22 JOAN UVIÑA MARTI	ESP HONDA IMPALA	HONDA	DUNLOP	Motc 13	27:21.793	+22.912	144.7	13	2:05.382	145.8
13	27 ALEJANDRO DIEZ RODRIGUEZ	ESP HONDA IMPALA	HONDA	DUNLOP	Motc 13	27:21.887	+23.006	144.7	7	2:05.078	146.1
14	75 SERGIO MUÑOZ SOLANO	ESP BORJA SPORT TEAM	MIR RACING	DUNLOP	Motc 13	27:22.352	+23.471	144.7	4	2:04.935	146.3
15	48 JOAN DIAZ CORBELLA	ESP CUNA DE CAMPEONES	MIR RACING	DUNLOP	Motc 13	27:24.712	+25.831	144.5	8	2:05.461	145.7
16	24 HENG SU	CHI TEAM CHINA	KTM	DUNLOP	13	28:15.793	+1:16.912	140.1	4	2:09.389	141.3
17	98 ARGENTIM RAMADANI	MKD PINAMOTO RS	HONDA	DUNLOP	Motc 13	28:37.925	+1:39.044	138.3	2	2:09.554	141.1

#### No clasificados:

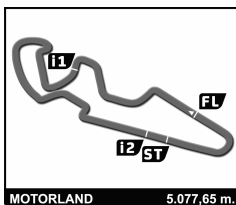
70 MARC ALCOBA ESPI	ESP	XCTECH	HONDA	DUNLOP	Motc 9	18:49.604			4	2:03.856	147.6
95 GUILLERMO HERNANDEZ ESTEBE	ESP	HONDA IMPALA	HONDA	DUNLOP	Motc 8	17:25.696			5	2:09.589	141.0

Pole		A. RUIZ CARRANZA	2:03.209	148.3 Kph
Vuelta Rápida	Vlt. 4	GINO NAVARRO BUXO	2:03.653	147.8 Kph

Hora de publicación: .....

Estado de pista: **SECO**

Director de carrera:	Cronometrador:
----------------------	----------------



## MOTO3 / MOTO3 SPORT PRODUCTION

### RFME CAMPEONATO DE ESPAÑA DE VELOCIDAD

Carrera

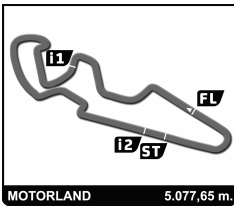
Clasificación por clase

Nº	Piloto	Nac	Equipo	Moto	Vlts.	Tiempo	Diff.	Km/h	Mejor Vuelta		
									Vlt.	Tiempo	Km/h
<b>Moto3SP</b>											
1	12 MARC LUNA BAYEN	ESP	CUNA DE CAMPEONES	MIR RACING	13	27:19.373		144.9	9	2:04.698	146.6
2	9 FRANCISCO GOMEZ REQUENA	ESP	EUROTRADISRACING TEAM	HONDA	13	27:20.533	+1.160	144.8	8	2:04.566	146.7
3	8 ANGEL LORENTE MOLINA	ESP	CUNA DE CAMPEONES	MIR RACING	13	27:21.689	+2.316	144.7	4	2:05.082	146.1
4	22 JOAN UVIÑA MARTI	ESP	HONDA IMPALA	HONDA	13	27:21.793	+2.420	144.7	13	2:05.382	145.8
5	27 ALEJANDRO DIEZ RODRIGUEZ	ESP	HONDA IMPALA	HONDA	13	27:21.887	+2.514	144.7	7	2:05.078	146.1
6	75 SERGIO MUÑOZ SOLANO	ESP	BORJA SPORT TEAM	MIR RACING	13	27:22.352	+2.979	144.7	4	2:04.935	146.3
7	48 JOAN DIAZ CORBELLA	ESP	CUNA DE CAMPEONES	MIR RACING	13	27:24.712	+5.339	144.5	8	2:05.461	145.7
8	98 ARGENTIM RAMADANI	MKD	PINAMOTO RS	HONDA	13	28:37.925	+1'18.552	138.3	2	2:09.554	141.1
<b>No clasificados:</b>											
70	MARC ALCOBA ESPI	ESP	XCTECH	HONDA	9	18:49.604	4 Laps	145.6	4	2:03.856	147.6
95	GUILLERMO HERNANDEZ ESTEBAN	ESP	HONDA IMPALA	HONDA	8	17:25.696	5 Laps	139.8	5	2:09.589	141.0

Hora publicación: .....

Estado de pista: **SECO**

Director de carrera:	Cronometrador:
----------------------	----------------



## MOTO3 / MOTO3 SPORT PRODUCTION

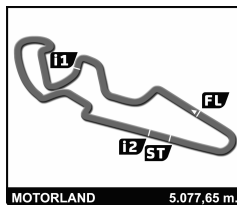
### RFME CAMPEONATO DE ESPAÑA DE VELOCIDAD

Carrera

Planing

#### VUELTA

Nº	Pos	Grid	1	2	3	4	5	6	7	8	9	10	11	12	13
16	1	16	16	16	16	16	16	16	16	16	16	16	16	16	16
23	2	23	20	20	20	20	20	20	21	20	21	20	21	20	21
20	3	20	10	10	21	21	21	21	20	21	20	21	20	21	20
34	4	34	12	12	10	10	33	33	34	34	34	34	34	34	34
12	5	12	21	21	12	33	10	23	10	10	10	10	10	33	10
10	6	10	33	23	23	12	23	34	33	70	70	33	33	10	33
21	7	21	23	33	33	23	12	10	70	33	33	42	42	23	23
33	8	33	42	42	42	42	34	70	23	23	23	23	23	42	42
42	9	42	34	70	34	34	70	12	12	42	42	12	12	12	12
22	10	22	9	34	70	70	42	42	42	12	12	9	9	9	9
70	11	70	22	22	22	75	75	8	8	8	27	27	27	27	8
9	12	9	70	9	75	22	8	75	22	22	8	8	8	8	22
75	13	75	27	27	48	8	22	22	75	75	9	22	22	22	27
27	14	27	48	48	8	48	48	27	27	27	22	75	75	75	75
8	15	8	8	75	27	27	27	48	48	9	75	48	48	48	48
48	16	48	75	8	9	9	9	9	9	48	48	24	24	24	24
95	17	95	98	98	98	98	98	98	98	24	24	98	98	98	98
24	18	24	24	24	24	24	24	95	95	95	98				
98	19	98	95	95	95	95	95	24	24	98					



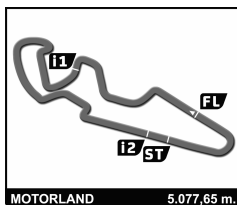
## MOTO3 / MOTO3 SPORT PRODUCTION

### RFME CAMPEONATO DE ESPAÑA DE VELOCIDAD

#### Carrera

Mejores tiempos de sector

SECTOR 1			SECTOR 2			SECTOR 3			Pos	Piloto	Vuelta Ideal	Mejor Vuelta
Pos	Piloto	Tiempo	Piloto	Tiempo	Piloto	Tiempo	Pos	Piloto				
1	34 G.NAVARRO BUXO	34.650	16 A.RUIZ CARRANZA	1:06.618	34 G.NAVARRO BUXO	22.100	1	34 G.NAVARRO BUXO	2:03.482	2:03.653	(1)	
2	16 A.RUIZ CARRANZA	34.685	21 B.SANCHEZ TORRECILLAS	1:06.653	70 M.ALCOBA ESPI	22.151	2	16 A.RUIZ CARRANZA	2:03.673	2:03.905	(4)	
3	21 B.SANCHEZ TORRECILLAS	34.796	34 G.NAVARRO BUXO	1:06.732	10 F.FULIGNI	22.176	3	21 B.SANCHEZ TORRECILLAS	2:03.699	2:03.899	(3)	
4	70 M.ALCOBA ESPI	34.836	70 M.ALCOBA ESPI	1:06.738	12 M.LUNA BAYEN	22.224	4	70 M.ALCOBA ESPI	2:03.725	2:03.856	(2)	
5	20 J.GARCIA GARCIA	34.885	20 J.GARCIA GARCIA	1:06.839	23 A.CAVALIERE	22.240	5	20 J.GARCIA GARCIA	2:04.123	2:04.157	(5)	
6	12 M.LUNA BAYEN	34.925	23 A.CAVALIERE	1:06.869	21 B.SANCHEZ TORRECILLAS	22.250	6	23 A.CAVALIERE	2:04.194	2:04.459	(8)	
7	42 M.GREGORIO	34.945	33 D.VALLE MUÑOZ	1:06.931	42 M.GREGORIO	22.263	7	42 M.GREGORIO	2:04.251	2:04.445	(7)	
8	9 F.GOMEZ REQUENA	34.981	75 S.MUÑOZ SOLANO	1:06.962	27 A.DIEZ RODRIGUEZ	22.287	8	33 D.VALLE MUÑOZ	2:04.269	2:04.324	(6)	
9	33 D.VALLE MUÑOZ	35.049	9 F.GOMEZ REQUENA	1:07.007	33 D.VALLE MUÑOZ	22.289	9	12 M.LUNA BAYEN	2:04.277	2:04.698	(10)	
10	23 A.CAVALIERE	35.085	42 M.GREGORIO	1:07.043	16 A.RUIZ CARRANZA	22.370	10	9 F.GOMEZ REQUENA	2:04.419	2:04.566	(9)	
11	22 J.UVIÑA MARTI	35.105	8 A.LORENTE MOLINA	1:07.052	20 J.GARCIA GARCIA	22.399	11	10 F.FULIGNI	2:04.510	2:04.869	(11)	
12	8 A.LORENTE MOLINA	35.126	12 M.LUNA BAYEN	1:07.128	9 F.GOMEZ REQUENA	22.431	12	75 S.MUÑOZ SOLANO	2:04.629	2:04.935	(12)	
13	10 F.FULIGNI	35.133	10 F.FULIGNI	1:07.201	75 S.MUÑOZ SOLANO	22.480	13	8 A.LORENTE MOLINA	2:04.679	2:05.082	(14)	
14	75 S.MUÑOZ SOLANO	35.187	27 A.DIEZ RODRIGUEZ	1:07.239	8 A.LORENTE MOLINA	22.501	14	27 A.DIEZ RODRIGUEZ	2:04.760	2:05.078	(13)	
15	27 A.DIEZ RODRIGUEZ	35.234	22 J.UVIÑA MARTI	1:07.291	22 J.UVIÑA MARTI	22.518	15	22 J.UVIÑA MARTI	2:04.914	2:05.382	(15)	
16	48 J.DIAZ CORBELLA	35.243	48 J.DIAZ CORBELLA	1:07.571	48 J.DIAZ CORBELLA	22.597	16	48 J.DIAZ CORBELLA	2:05.411	2:05.461	(16)	
17	95 G.HERNANDEZ ESTEBAN	36.273	98 A.RAMADANI	1:09.464	24 H.SU	22.751	17	98 A.RAMADANI	2:08.861	2:09.554	(18)	
18	98 A.RAMADANI	36.287	95 G.HERNANDEZ ESTEBAN	1:09.871	98 A.RAMADANI	23.110	18	24 H.SU	2:09.026	2:09.389	(17)	
19	24 H.SU	36.323	24 H.SU	1:09.952	95 G.HERNANDEZ ESTEBAN	23.242	19	95 G.HERNANDEZ ESTEBAN	2:09.386	2:09.589	(19)	



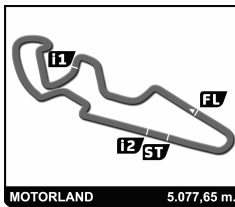
## MOTO3 / MOTO3 SPORT PRODUCTION

### RFME CAMPEONATO DE ESPAÑA DE VELOCIDAD

#### Después de Carrera

Velocidad máxima del evento

Piloto	Equipo	Moto	V. Max	Vlt.	Sesión
10 FILIPPO FULIGNI	PROCERCASA - 42 MOTORSPORT	KTM	224.1	6	Carrera
33 DANIEL VALLE MUÑOZ	LLINSUAL HMA RACING	KTM	224.1	4	Carrera
23 ANDREA CAVALIERE	PROCERCASA - 42 MOTORSPORT	KTM	223.6	12	Carrera
20 JOSE JULIAN GARCIA GARCIA	FAU55RACING	KTM	222.7	4	Warm-up
27 ALEJANDRO DIEZ RODRIGUEZ	HONDA IMPALA	HONDA	222.2	2	Carrera
12 MARC LUNA BAYEN	CUNA DE CAMPEONES	MIR RACING	221.3	7	Carrera
34 GINO NAVARRO BUXO	ETG RACING	KTM	221.3	2	Carrera
21 BORJA SANCHEZ TORRECILLAS	MRW-ASPAR TEAM		220.9	1	Carrera
42 MATTHIEU GREGORIO	VHC RACING LIQUI MOLY TEAM	HONDA	220.0	12	Carrera
9 FRANCISCO GOMEZ REQUENA	EUROTRADISRACING TEAM	HONDA	220.0	9	Carrera
16 ALEJANDRO RUIZ CARRANZA	PROCERCASA - 42 MOTORSPORT	KTM	219.1	1	Warm-up
48 JOAN DIAZ CORBELLA	CUNA DE CAMPEONES	MIR RACING	219.1	2	Carrera
8 ANGEL LORENTE MOLINA	CUNA DE CAMPEONES	MIR RACING	219.1	3	Carrera
24 HENG SU	TEAM CHINA	KTM	218.6	1	Carrera
75 SERGIO MUÑOZ SOLANO	BORJA SPORT TEAM	MIR RACING	218.2	10	Carrera
70 MARC ALCOBA ESPI	XCTECH	HONDA	217.3	1	Carrera
22 JOAN UVIÑA MARTI	HONDA IMPALA	HONDA	216.0	1	Carrera
98 ARGENTIM RAMADANI	PINAMOTO RS	HONDA	212.2	1	Carrera
95 GUILLERMO HERNANDEZ ESTEBAN	HONDA IMPALA	HONDA	208.9	3	Entrenamiento Cronometra



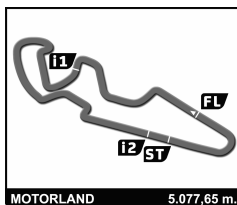
## MOTO3 / MOTO3 SPORT PRODUCTION

### RFME CAMPEONATO DE ESPAÑA DE VELOCIDAD

#### Carrera

#### Secuencia de lideres

Nº	Piloto	Equipo	Moto	Vuelta Inicio	Vuelta Final	Vlts.	Total Vlts.
16	ALEJANDRO RUIZ CARRANZA	PROCERCASA - 42 MOTORSPORT	KTM	1	13	13	13
<b>Moto3SP</b>							
12	MARC LUNA BAYEN	CUNA DE CAMPEONES	MIR RACING	1	5	5	5
70	MARC ALCOBA ESPI	XCTECH	HONDA	6	9	4	4
12	MARC LUNA BAYEN	CUNA DE CAMPEONES	MIR RACING	10	13	4	9



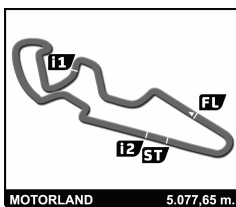
## MOTO3 / MOTO3 SPORT PRODUCTION

### RFME CAMPEONATO DE ESPAÑA DE VELOCIDAD

#### Carrera

#### Secuencia de vueltas rápidas

Tiempo de sesión	Piloto	Equipo	Moto	Neumaticos	Tiempo	km/h	Vlt.
4:11.346	16 ALEJANDRO RUIZ CARRANZA	PROCERCASA - 42 MOTORSPORT	KTM	DUNLOP	2:04.193	147.2	2
6:15.475	16 ALEJANDRO RUIZ CARRANZA	PROCERCASA - 42 MOTORSPORT	KTM	DUNLOP	2:04.129	147.2	3
8:24.735	34 GINO NAVARRO BUXO	ETG RACING	KTM	DUNLOP	2:03.653	147.8	4



## MOTO3 / MOTO3 SPORT PRODUCTION

### RFME CAMPEONATO DE ESPAÑA DE VELOCIDAD

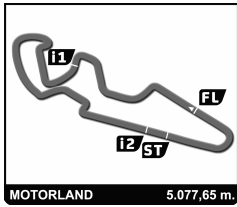
#### Carrera

#### Tiempos por vuelta

■ Piloto Doblado

Nº	Tiempo	Dif.	Nº	Tiempo	Dif.	Nº	Tiempo	Dif.	Nº	Tiempo	Dif.	Nº	Tiempo	Dif.
<b>Vuelta 1</b>			48	2:06.101	7.809	34	2:04.307	5.861	<b>Vuelta 9</b>			24	2:10.220	1'05.911
16	2:07.153		8	2:05.816	7.863	10	2:05.109	6.210	16	2:04.132		98	2:15.577	1'16.561
20	2:08.057	0.904	27	2:07.869	9.103	70	2:04.675	6.428	21	2:05.070	5.648	<b>Vuelta 12</b>		
10	2:08.385	1.232	9	2:10.756	11.916	12	2:05.518	6.985	20	2:05.289	5.782	16	2:04.310	
12	2:08.552	1.399	98	2:09.889	17.641	42	2:04.905	7.214	34	2:04.709	7.976	20	2:04.947	6.834
21	2:08.659	1.506	24	2:10.213	20.361	8	2:05.781	11.776	10	2:04.965	9.451	21	2:05.138	6.901
33	2:09.430	2.277	95	2:10.360	20.659	75	2:05.951	11.803	70	2:05.024	9.568	34	2:04.706	7.010
23	2:09.461	2.308	<b>Vuelta 4</b>			22	2:05.767	12.456	33	2:05.093	10.013	33	2:06.364	13.785
42	2:09.691	2.538	16	2:04.179		27	2:05.654	13.597	30	2:05.033	10.013	10	2:06.439	13.847
34	2:09.722	2.569	20	2:04.578	1.859	48	2:06.443	14.173	23	2:04.869	10.046	23	2:06.119	14.043
9	2:10.205	3.052	21	2:04.523	3.473	9	2:05.547	15.897	42	2:04.811	10.265	42	2:06.551	14.124
22	2:10.302	3.149	10	2:04.932	4.240	98	2:10.144	36.896	12	2:04.698	10.342	12	2:08.515	19.309
70	2:10.468	3.315	33	2:04.324	4.561	95	2:09.765	37.347	27	2:06.017	18.140	9	2:05.590	21.681
27	2:11.011	3.858	12	2:05.158	4.796	24	2:10.852	37.872	8	2:06.624	18.384	27	2:05.666	21.998
48	2:11.192	4.039	23	2:05.006	4.921	<b>Vuelta 7</b>			9	2:05.336	18.419			
8	2:11.751	4.598	42	2:04.445	4.970	16	2:03.905		22	2:06.804	18.638			
75	2:11.843	4.690	34	2:03.653	5.081	21	2:03.899	3.759	75	2:06.592	18.676			
98	2:13.673	6.520	70	2:03.856	5.677	20	2:04.678	3.774	48	2:06.290	19.792			
24	2:14.809	7.656	75	2:04.935	8.396	34	2:05.013	6.969	24	2:10.070	55.090			
95	2:15.210	8.057	22	2:05.668	8.475	10	2:04.869	7.174	98	2:10.881	57.242			
<b>Vuelta 2</b>			8	2:05.082	8.766	33	2:05.884	7.514	<b>Vuelta 10</b>					
16	2:04.193		48	2:05.982	9.612	70	2:05.137	7.660	16	2:04.951				
20	2:04.721	1.432	27	2:05.916	10.840	23	2:05.823	7.751	20	2:04.869	5.700			
10	2:05.007	2.046	9	2:05.466	13.203	12	2:04.823	7.903	21	2:05.061	5.758			
12	2:05.056	2.262	98	2:09.581	23.043	42	2:04.774	8.083	34	2:03.919	6.944			
21	2:05.020	2.333	24	2:09.389	25.571	8	2:06.219	14.090	10	2:05.718	10.218			
23	2:04.459	2.574	95	2:09.901	26.381	22	2:05.775	14.326	33	2:05.335	10.397			
33	2:05.263	3.347	<b>Vuelta 5</b>			75	2:06.612	14.510	42	2:06.033	11.347			
42	2:05.211	3.556	16	2:04.376		27	2:05.078	14.770	23	2:06.443	11.538			
70	2:05.878	5.000	20	2:04.778	2.261	48	2:05.862	16.130	12	2:06.378	11.769			
34	2:06.725	5.101	21	2:04.400	3.497	9	2:04.614	16.606	9	2:05.883	19.351			
22	2:06.158	5.114	33	2:04.674	4.859	98	2:10.359	43.350	27	2:06.409	19.598			
9	2:06.430	5.289	10	2:05.249	5.113	95	2:10.097	43.539	8	2:06.387	19.820			
27	2:05.698	5.363	23	2:04.686	5.231	24	2:09.709	43.676	22	2:06.265	19.952			
48	2:05.991	5.837	12	2:05.059	5.479	<b>Vuelta 8</b>			75	2:06.455	20.180			
75	2:05.553	6.050	34	2:04.861	5.566	16	2:03.957		48	2:05.694	20.535			
8	2:05.771	6.176	70	2:04.464	5.765	20	2:04.808	4.625	24	2:10.164	1'00.303			
98	2:09.554	11.881	42	2:05.727	6.321	21	2:04.908	4.710	98	2:13.305	1'05.596			
24	2:10.814	14.277	75	2:05.844	9.864	34	2:04.387	7.399	<b>Vuelta 11</b>					
95	2:10.564	14.428	8	2:05.617	10.007	10	2:05.401	8.618	16	2:04.612				
<b>Vuelta 3</b>			22	2:06.602	10.701	70	2:04.973	8.676	21	2:04.927	6.073			
16	2:04.129		48	2:06.506	11.742	33	2:05.495	9.052	20	2:05.109	6.197			
20	2:04.157	1.460	27	2:05.491	11.955	23	2:05.515	9.309	34	2:04.282	6.614			
21	2:04.925	3.129	9	2:05.535	14.362	42	2:05.460	9.586	10	2:06.112	11.718			
10	2:05.570	3.487	98	2:12.097	30.764	12	2:05.830	9.776	33	2:05.946	11.731			
12	2:05.684	3.817	24	2:09.837	31.032	8	2:05.759	15.892	42	2:05.148	11.883			
23	2:05.649	4.094	95	2:09.589	31.594	22	2:05.597	15.966	23	2:05.308	12.234			
33	2:05.198	4.416	<b>Vuelta 6</b>			75	2:05.663	16.216	12	2:07.947	15.104			
42	2:05.277	4.704	16	2:04.012		27	2:05.442	16.255	9	2:05.662	20.401			
34	2:04.635	5.607	20	2:04.752	3.001	9	2:04.566	17.215	27	2:05.656	20.642			
70	2:05.129	6.000	21	2:04.280	3.765	48	2:05.461	17.634	8	2:05.609	20.817			
22	2:06.001	6.986	33	2:04.688	5.535	24	2:09.433	49.152	22	2:05.824	21.164			
75	2:05.719	7.640	23	2:04.614	5.833	95	2:10.210	49.792	75	2:05.924	21.492			
						98	2:11.100	50.493	48	2:05.940	21.863			





# MOTO3 / MOTO3 SPORT PRODUCTION

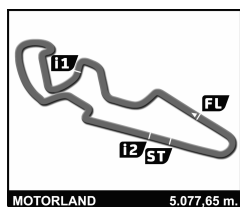
## RFME CAMPEONATO DE ESPAÑA DE VELOCIDAD

Carrera

Vuelta a vuelta

Mejor Personal Mejor de la sesión B Cruzando la línea de meta por el pit lane.

Vlt.	Tiempo	Sector 1	Sector 2	Sector 3	Km/h	T. Sesión	Vlt.	Tiempo	Sector 1	Sector 2	Sector 3	Km/h	T. Sesión
<b>8</b>	<b>ANGEL LORENTE MOLINA</b> ESP												
	CUNA DE CAMPEONES MIR RACING												
1	2:11.751	39.657	1:09.274	22.820	210.9	2:11.751	6	2:05.518	35.991	1:07.239	22.288	218.2	12:35.027
2	2:05.771	<b>35.126</b>	1:08.045	22.600	213.9	4:17.522	7	2:04.823	<b>34.925</b>	1:07.423	22.475	221.3	14:39.850
3	2:05.816	35.486	1:07.787	22.543	219.1	6:23.338	8	2:05.830	35.976	1:07.586	22.268	220.4	16:45.680
4	<b>2:05.082</b>	35.134	1:07.410	22.538	213.4	8:28.420	9	<b>2:04.698</b>	35.277	1:07.137	22.284	220.9	18:50.378
5	2:05.617	35.250	1:07.555	22.812	215.6	10:34.037	10	2:06.378	35.244	1:08.504	22.630	219.1	20:56.756
6	2:05.781	35.432	1:07.447	22.902	214.7	12:39.818	11	2:07.947	35.773	1:09.074	23.100	213.0	23:04.703
7	2:06.219	35.508	1:07.668	23.043	208.5	14:46.037	12	2:08.515	36.419	1:09.466	22.630	213.0	25:13.218
8	2:05.759	35.338	1:07.423	22.998	208.9	16:51.796	13	2:06.155	35.484	1:08.068	22.603	212.6	27:19.373
9	2:06.624	35.509	1:08.127	22.988	212.6	18:58.420							
10	2:06.387	35.709	1:08.177	<b>22.501</b>	218.2	21:04.807							
11	2:05.609	35.660	1:07.313	22.636	218.2	23:10.416							
12	2:05.861	35.555	1:07.642	22.664	212.6	25:16.277							
13	2:05.412	35.710	<b>1:07.052</b>	22.650	210.9	27:21.689							
<b>9</b>	<b>FRANCISCO GOMEZ REQUENA</b> ESP												
	EUROTRADRACING TEAM HONDA												
1	2:10.205	39.305	1:08.469	<b>22.431</b>	216.4	2:10.205							
2	2:06.430	35.819	1:07.819	22.792	210.1	4:16.635							
3	2:10.756	35.689	1:12.246	22.821	209.7	6:27.391							
4	2:05.466	35.258	1:07.531	22.677	210.5	8:32.857							
5	2:05.535	35.379	1:07.400	22.756	210.9	10:38.392							
6	2:05.547	35.175	1:07.663	22.709	210.1	12:43.939							
7	2:04.614	35.160	<b>1:07.007</b>	22.447	210.9	14:48.553							
8	<b>2:04.566</b>	<b>34.981</b>	1:07.070	22.515	211.8	16:53.119							
9	2:05.336	35.158	1:07.475	22.703	220.0	18:58.455							
10	2:05.883	35.530	1:07.648	22.705	207.7	21:04.338							
11	2:05.662	35.318	1:07.441	22.903	207.7	23:10.000							
12	2:05.590	35.487	1:07.403	22.700	208.1	25:15.590							
13	2:04.943	35.244	1:07.112	22.587	209.3	27:20.533							
<b>10</b>	<b>FILIPPO FULIGNI</b> ITA												
	PROCERCASA - 42 MOTORSPORT KTM												
1	2:08.385	38.260	1:07.687	22.438	217.3	2:08.385							
2	2:05.007	35.249	1:07.341	22.417	214.7	4:13.392							
3	2:05.570	35.578	1:07.559	22.433	217.7	6:18.962							
4	2:04.932	<b>35.133</b>	1:07.488	22.311	216.9	8:23.894							
5	2:05.249	35.408	1:07.517	22.324	220.0	10:29.143							
6	2:05.109	35.380	1:07.553	<b>22.176</b>	224.1	12:34.252							
7	<b>2:04.869</b>	35.212	1:07.285	22.372	221.3	14:39.121							
8	2:05.401	35.349	1:07.541	22.511	215.6	16:44.522							
9	2:04.965	35.479	<b>1:07.201</b>	22.285	220.4	18:49.487							
10	2:05.718	35.264	1:07.994	22.460	220.9	20:55.205							
11	2:06.112	35.615	1:08.018	22.479	217.7	23:01.317							
12	2:06.439	35.717	1:07.904	22.818	213.9	25:07.756							
13	2:06.036	35.493	1:07.987	22.556	216.0	27:13.792							
<b>12</b>	<b>MARC LUNA BAYEN</b> ESP												
	CUNA DE CAMPEONES MIR RACING												
1	2:08.552	37.696	1:08.488	22.368	220.0	2:08.552							
2	2:05.056	35.278	1:07.435	22.343	219.1	4:13.608							
3	2:05.684	35.631	1:07.565	22.488	219.1	6:19.292							
4	2:05.158	35.175	1:07.290	22.693	220.9	8:24.450							
5	2:05.059	35.707	<b>1:07.128</b>	<b>22.224</b>	219.5	10:29.509							
<b>6</b>	<b>ALEJANDRO RUIZ CARRANZA</b> ESP												
	PROCERCASA - 42 MOTORSPORT KTM												
1	2:07.153	36.993	1:07.598	22.562	212.2	2:07.153							
2	2:04.193	34.961	1:06.736	22.496	213.0	4:11.346							
3	2:04.129	34.845	1:06.914	<b>22.370</b>	215.1	6:15.475							
4	2:04.179	<b>34.685</b>	1:06.943	22.551	213.4	8:19.654							
5	2:04.376	35.031	1:06.827	22.518	213.4	10:24.030							
6	2:04.012	34.940	<b>1:06.618</b>	22.454	215.1	12:28.042							
7	<b>2:03.905</b>	34.756	1:06.764	22.385	214.3	14:31.947							
8	2:03.957	34.716	1:06.798	22.443	213.4	16:35.904							
9	2:04.132	34.955	1:06.769	22.408	214.7	18:40.036							
10	2:04.951	34.757	1:07.728	22.466	213.4	20:44.987							
11	2:04.612	34.822	1:07.293	22.497	214.7	22:49.599							
12	2:04.310	34.898	1:06.854	22.558	213.4	24:53.909							
13	2:04.972	34.941	1:07.377	22.654	213.0	26:58.881							
<b>20</b>	<b>JOSE JULIAN GARCIA GARCIA</b> ESP												
	FAU55RACING KTM												
1	2:08.057	37.742	1:07.755	22.560	213.4	2:08.057							
2	2:04.721	35.221	1:07.035	22.465	212.6	4:12.778							
3	<b>2:04.157</b>	<b>34.885</b>	<b>1:06.839</b>	22.433	215.1	6:16.935							
4	2:04.578	35.057	1:07.036	22.485	214.3	8:21.513							
5	2:04.778	35.098	1:07.188	22.492	213.0	10:26.291							
6	2:04.752	34.903	1:07.265	22.584	213.9	12:31.043							
7	2:04.678	35.084	1:06.976	22.618	212.6	14:35.721							
8	2:04.808	35.178	1:06.877	22.753	205.7	16:40.529							
9	2:05.289	35.365	1:07.525	<b>22.399</b>	217.3	18:45.818							
10	2:04.869	35.252	1:07.173	22.444	218.2	20:50.687							
11	2:05.109	35.145	1:07.412	22.552	211.4	22:55.796							
12	2:04.947	35.279	1:07.159	22.509	213.0	25:00.743							
13	2:05.433	35.466	1:07.298	22.669	209.7	27:06.176							
<b>21</b>	<b>BORJA SANCHEZ TORRECILLAS</b> ESP												
	MRW-ASPAR TEAM												
1	2:08.659	38.360	1:07.940	22.359	220.9	2:08.659							
2	2:05.020	35.297	1:07.348	22.375	216.9	4:13.679							
3	2:04.925	35.208	1:07.348	22.369	211.8	6:18.604							
4	2:04.523	35.048	1:07.185	22.290	213.9	8:23.127							
5	2:04.400	34.975	1:07.175	<b>22.250</b>	213.4	10:27.527							
6	2:04.280	34.855	1:07.058	22.367	213.9	12:31.807							
7	<b>2:03.899</b>	<b>34.796</b>	<b>1:06.653</b>	22.450	216.9	14:35.706							
8	2:04.908	34.930	1:07.091	22.887	195.3	16:40.614							
9	2:05.070	35.450	1:07.142	22.478	211.4	18:45.684							
10	2:05.061	35.103	1:07.225	22.733	211.8	20:50.745							
11	2:04.927	35.219	1:07.381	22.327	213.4	22:55.672							
12	2:05.138	35.148	1:07.381	22.609	206.9	25:00.810							
13	2:05.337	35.230	1:07.457	22.650	206.5	27:06.147							



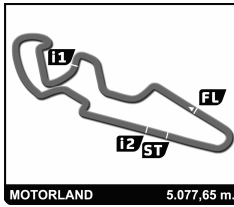
# MOTO3 / MOTO3 SPORT PRODUCTION

## RFME CAMPEONATO DE ESPAÑA DE VELOCIDAD

Carrera

Vuelta a vuelta

Vlt.	Tiempo	Sector 1	Sector 2	Sector 3	Km/h	T. Sesión	Vlt.	Tiempo	Sector 1	Sector 2	Sector 3	Km/h	T. Sesión	
<b>22</b>	<b>JOAN UVIÑA MARTI</b> ESP							6	2:05.654	35.410	1:07.792	22.452	215.1	12:41.639
	HONDA IMPALA HONDA							7	<b>2:05.078</b>	35.304	1:07.430	22.344	213.9	14:46.717
1	2:10.302	39.050	1:08.689	22.563	216.0	2:10.302	8	2:05.442	35.416	1:07.739	<b>22.287</b>	216.0	16:52.159	
2	2:06.158	35.472	1:07.905	22.781	209.7	4:16.460	9	2:06.017	35.619	1:07.908	22.490	218.6	18:58.176	
3	2:06.001	35.674	1:07.609	22.718	211.8	6:22.461	10	2:06.409	35.727	1:08.261	22.421	215.6	21:04.585	
4	2:05.668	35.237	1:07.578	22.853	210.1	8:28.129	11	2:05.656	35.543	1:07.544	22.569	214.7	23:10.241	
5	2:06.602	35.655	1:08.063	22.884	206.1	10:34.731	12	2:05.666	35.597	1:07.760	22.309	211.4	25:15.907	
6	2:05.767	<b>35.105</b>	1:07.807	22.855	208.5	12:40.498	13	2:05.980	36.352	<b>1:07.239</b>	22.389	217.3	27:21.887	
7	2:05.775	35.208	1:07.657	22.910	206.9	14:46.273								
8	2:05.597	35.325	1:07.466	22.806	207.7	16:51.870								
9	2:06.804	35.577	1:07.825	23.402	202.2	18:58.674								
10	2:06.265	35.738	1:08.009	<b>22.518</b>	213.9	21:04.939								
11	2:05.824	35.530	1:07.552	22.742	210.9	23:10.763								
12	2:05.648	35.376	1:07.517	22.755	207.7	25:16.411								
13	<b>2:05.382</b>	35.527	<b>1:07.291</b>	22.564	210.1	27:21.793								
<b>23</b>	<b>ANDREA CAVALIERE</b> ESP							<b>33</b>	<b>DANIEL VALLE MUÑOZ</b> ESP					
	PROCERCASA - 42 MOTORSPORT KTM								LLINSUAL HMA RACING KTM					
1	2:09.461	38.792	1:08.276	22.393	220.0	2:09.461	1	2:09.430	38.573	1:08.244	22.613	218.6	2:09.430	
2	<b>2:04.459</b>	35.172	1:07.008	22.279	217.3	4:13.920	2	2:05.263	35.844	1:06.964	22.455	215.6	4:14.693	
3	2:05.649	35.947	1:07.462	<b>22.240</b>	216.9	6:19.569	3	2:05.198	35.629	1:07.280	<b>22.289</b>	220.9	6:19.891	
4	2:05.006	35.153	1:07.340	22.513	222.7	8:24.575	4	<b>2:04.324</b>	35.076	<b>1:06.931</b>	22.317	224.1	8:24.215	
5	2:04.686	35.157	1:07.216	22.313	221.8	10:29.261	5	2:04.674	35.322	1:07.009	22.343	214.7	10:28.889	
6	2:04.614	<b>35.085</b>	<b>1:06.869</b>	22.660	220.0	12:33.875	6	2:04.688	35.213	1:06.975	22.500	214.7	12:33.577	
7	2:05.823	35.492	1:07.530	22.801	223.1	14:39.698	7	2:05.884	35.362	1:07.564	22.958	212.2	14:39.461	
8	2:05.515	35.910	1:07.145	22.460	219.5	16:45.213	8	2:05.495	35.872	1:07.081	22.542	220.0	16:44.956	
9	2:04.869	35.463	1:06.886	22.520	221.3	18:50.082	9	2:05.093	35.367	1:07.159	22.567	221.8	18:50.049	
10	2:06.443	35.304	1:08.379	22.760	213.4	20:56.525	10	2:05.335	<b>35.049</b>	1:07.506	22.780	216.0	20:55.384	
11	2:05.308	35.576	1:07.253	22.479	221.3	23:01.833	11	2:05.946	35.777	1:07.525	22.644	212.6	23:01.330	
12	2:06.119	35.589	1:07.947	22.583	223.6	25:07.952	12	2:06.364	35.831	1:07.885	22.648	217.7	25:07.694	
13	2:06.070	35.456	1:07.954	22.660	217.3	27:14.022	13	2:06.135	35.874	1:07.556	22.705	213.0	27:13.829	
<b>24</b>	<b>HENG SU</b> CHI							<b>34</b>	<b>GINO NAVARRO BUXO</b> ESP					
	TEAM CHINA KTM								ETG RACING KTM					
1	2:14.809	41.472	1:10.586	<b>22.751</b>	218.6	2:14.809	1	2:09.722	39.245	1:08.351	22.126	220.9	2:09.722	
2	2:10.814	36.493	1:10.911	23.410	206.9	4:25.623	2	2:06.725	35.929	1:08.506	22.290	221.3	4:16.447	
3	2:10.213	36.688	1:10.356	23.169	208.9	6:35.836	3	2:04.635	35.090	1:07.269	22.276	216.4	6:21.082	
4	<b>2:09.389</b>	36.341	<b>1:09.952</b>	23.096	211.4	8:45.225	4	<b>2:03.653</b>	<b>34.650</b>	1:06.903	<b>22.100</b>	220.0	8:24.735	
5	2:09.837	36.579	1:10.152	23.106	210.9	10:55.062	5	2:04.861	35.644	1:07.091	22.126	220.9	10:29.596	
6	2:10.852	36.731	1:11.246	22.875	213.0	13:05.914	6	2:04.307	35.083	1:06.997	22.227	217.7	12:33.903	
7	2:09.709	36.611	1:10.257	22.841	212.2	15:15.623	7	2:05.013	35.229	1:07.571	22.213	220.4	14:38.916	
8	2:09.433	<b>36.323</b>	1:10.028	23.082	208.9	17:25.056	8	2:04.387	34.854	1:07.052	22.481	212.6	16:43.303	
9	2:10.070	36.844	1:09.956	23.270	208.5	19:35.126	9	2:04.709	34.944	1:07.363	22.402	213.0	18:48.012	
10	2:10.164	36.723	1:10.116	23.325	209.7	21:45.290	10	2:03.919	34.833	<b>1:06.732</b>	22.354	213.0	20:51.931	
11	2:10.220	36.801	1:10.104	23.315	207.3	23:55.510	11	2:04.282	34.858	1:07.162	22.262	213.9	22:56.213	
12	2:10.086	36.611	1:10.254	23.221	208.9	26:05.596	12	2:04.706	35.055	1:07.271	22.380	217.3	25:00.919	
13	2:10.197	36.557	1:10.428	23.212	209.7	28:15.793	13	2:07.366	35.048	1:09.694	22.624	212.2	27:08.285	
<b>42</b>	<b>MATTHIEU GREGORIO</b> FRA							<b>42</b>	<b>MATTHIEU GREGORIO</b> FRA					
	HONDA IMPALA HONDA								VHC RACING LIQUI MOLY TEAM HONDA					
1	2:11.011	40.146	1:08.525	22.340	220.0	2:11.011	1	2:09.691	38.911	1:08.451	22.329	218.6	2:09.691	
2	2:05.698	35.480	1:07.902	22.316	222.2	4:16.709	2	2:05.211	35.740	1:07.106	22.365	217.3	4:14.902	
3	2:07.869	35.910	1:09.549	22.410	213.9	6:24.578	3	2:05.277	35.498	1:07.487	22.292	218.6	6:20.179	
4	2:05.916	35.345	1:08.097	22.474	212.6	8:30.494	4	<b>2:04.445</b>	<b>34.945</b>	1:07.217	22.283	219.1	8:24.624	
5	2:05.491	<b>35.234</b>	1:07.911	22.346	214.3	10:35.985	5	2:05.727	35.831	1:07.557	22.339	217.7	10:30.351	
							6	2:04.905	35.243	1:07.399	<b>22.263</b>	219.1	12:35.256	
							7	2:04.774	34.967	1:07.497	22.310	215.1	14:40.030	
							8	2:05.460	35.928	1:07.203	22.329	217.3	16:45.490	
							9	2:04.811	35.337	<b>1:07.043</b>	22.431	217.7	18:50.301	
							10	2:06.033	35.181	1:08.303	22.549	212.6	20:56.334	
							11	2:05.148	35.382	1:07.454	22.312	216.4	23:01.482	
							12	2:06.551	35.848	1:07.900	22.803	220.0	25:08.033	
							13	2:06.037	35.675	1:07.869	22.493	220.0	27:14.070	



# MOTO3 / MOTO3 SPORT PRODUCTION

## RFME CAMPEONATO DE ESPAÑA DE VELOCIDAD

Carrera

Vuelta a vuelta

Mejor Personal Mejor de la sesión B Cruzando la línea de meta por el pit lane.

Vlt.	Tiempo	Sector 1	Sector 2	Sector 3	Km/h	T. Sesión	Vlt.	Tiempo	Sector 1	Sector 2	Sector 3	Km/h	T. Sesión	
<b>48</b>	<b>JOAN DIAZ CORBELLA</b> ESP CUNA DE CAMPEONES MIR RACING							<b>98</b>	<b>ARGENTIM RAMADANI</b> MKD PINAMOTO RS HONDA					
1	2:11.192	39.433	1:08.915	22.844	214.7	2:11.192	1	2:13.673	40.515	1:10.048	23.110	212.2	2:13.673	
2	2:05.991	35.527	1:07.867	22.597	219.1	4:17.183	2	2:09.554	36.287	1:09.825	23.442	207.7	4:23.227	
3	2:06.101	35.528	1:07.844	22.729	216.0	6:23.284	3	2:09.889	36.865	1:09.650	23.374	208.5	6:33.116	
4	2:05.982	35.391	1:07.784	22.807	213.0	8:29.266	4	2:09.581	36.757	1:09.464	23.360	209.7	8:42.697	
5	2:06.506	35.459	1:08.094	22.953	210.9	10:35.772	5	2:12.097	37.487	1:10.927	23.683	205.7	10:54.794	
6	2:06.443	35.725	1:07.765	22.953	217.3	12:42.215	6	2:10.144	36.728	1:09.956	23.460	207.3	13:04.938	
7	2:05.862	35.366	1:07.615	22.881	210.9	14:48.077	7	2:10.359	37.098	1:09.787	23.474	206.1	15:15.297	
8	2:05.461	35.243	1:07.571	22.647	215.1	16:53.538	8	2:11.100	36.894	1:10.795	23.411	210.5	17:26.397	
9	2:06.290	35.502	1:07.864	22.924	212.2	18:59.828	9	2:10.881	36.891	1:10.534	23.456	208.5	19:37.278	
10	2:05.694	35.305	1:07.746	22.643	213.4	21:05.522	10	2:13.305	37.221	1:11.964	24.120	205.7	21:50.583	
11	2:05.940	35.258	1:07.948	22.734	213.9	23:11.462	11	2:15.577	38.291	1:12.853	24.433	203.4	24:06.160	
12	2:06.226	35.364	1:07.950	22.912	212.2	25:17.688	12	2:15.334	38.214	1:12.833	24.287	203.4	26:21.494	
13	2:07.024	35.497	1:08.322	23.205	207.3	27:24.712	13	2:16.431	38.384	1:13.298	24.749	203.0	28:37.925	
<b>70</b>	<b>MARC ALCOBA ESPI</b> ESP XCTECH HONDA													
1	2:10.468	39.863	1:08.082	22.523	217.3	2:10.468								
2	2:05.878	35.665	1:07.688	22.525	213.4	4:16.346								
3	2:05.129	35.468	1:07.328	22.333	210.9	6:21.475								
4	2:03.856	34.836	1:06.738	22.282	212.6	8:25.331								
5	2:04.464	35.199	1:07.114	22.151	214.7	10:29.795								
6	2:04.675	34.955	1:07.100	22.620	214.7	12:34.470								
7	2:05.137	35.098	1:07.539	22.500	215.6	14:39.607								
8	2:04.973	34.972	1:07.597	22.404	212.6	16:44.580								
9	2:05.024	35.273	1:07.065	22.686	206.9	18:49.604								
<b>75</b>	<b>SERGIO MUÑOZ SOLANO</b> ESP BORJA SPORT TEAM MIR RACING													
1	2:11.843	40.145	1:08.778	22.920	214.3	2:11.843								
2	2:05.553	35.322	1:07.751	22.480	217.3	4:17.396								
3	2:05.719	35.428	1:07.701	22.590	215.1	6:23.115								
4	2:04.935	35.187	1:06.962	22.786	212.6	8:28.050								
5	2:05.844	35.445	1:07.528	22.871	209.3	10:33.894								
6	2:05.951	35.410	1:07.470	23.071	210.1	12:39.845								
7	2:06.612	35.830	1:07.888	22.894	209.3	14:46.457								
8	2:05.663	35.420	1:07.359	22.884	211.8	16:52.120								
9	2:06.592	35.789	1:08.117	22.686	216.4	18:58.712								
10	2:06.455	35.564	1:08.295	22.596	218.2	21:05.167								
11	2:05.924	35.470	1:07.819	22.635	214.7	23:11.091								
12	2:05.609	35.282	1:07.685	22.642	216.4	25:16.700								
13	2:05.652	35.654	1:07.432	22.566	214.7	27:22.352								
<b>95</b>	<b>GUILLERMO HERNANDEZ ESTEBAN</b> ESP HONDA IMPALA HONDA													
1	2:15.210	41.162	1:10.518	23.530	204.5	2:15.210								
2	2:10.564	36.371	1:10.606	23.587	199.6	4:25.774								
3	2:10.360	36.713	1:10.368	23.279	203.8	6:36.134								
4	2:09.901	36.381	1:10.137	23.383	202.2	8:46.035								
5	2:09.589	36.273	1:10.018	23.298	205.3	10:55.624								
6	2:09.765	36.463	1:10.060	23.242	202.6	13:05.389								
7	2:10.097	36.839	1:09.948	23.310	203.0	15:15.486								
8	2:10.210	37.042	1:09.871	23.297	203.8	17:25.696								