

MOTORLAND 5.077,65 m.

CHALLENGE80 / MOTO4

RFME CAMPEONATO DE ESPAÑA DE VELOCIDAD

Warm-up

Clasificación

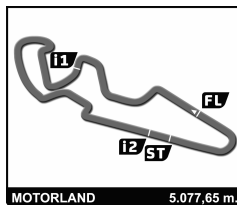
Nº	Piloto	Nac	Equipo	Moto	Neumaticos	Tiempo	Vlt.	Total	Dif.	Km/h
1	99 JOSE ANTONIO RUEDA RUIZ	ESP	EUROTRADISRACING TEAM	TPR	DUNLOP	Moto4	2:15.527	3 4	-	134.9
2	14 PEDRO ACOSTA SANCHEZ	ESP	CUNA DE CAMPEONES	MIR RACING	DUNLOP	Moto4	2:16.097	4 4	+0.570	134.3
3	69 MARCOS RUDA COMINO	ESP	ETG RACING	BEON	DUNLOP	Moto4	2:16.801	4 4	+1.274	133.6
4	16 JAMIE WILLIAM DAVIS	GBR	FAU55 RACING	BEON	DUNLOP	Moto4	2:17.724	4 5	+2.197	132.7
5	96 DANIEL HOGGADO MIRALLES	ESP	BORJA SPORT TEAM		DUNLOP	Moto4	2:17.986	4 5	+2.459	132.5
6	9 NICOLAS CZYBA	GER	BLUMAQ HMA RACING	BEON	DUNLOP	Moto4	2:18.253	4 4	+2.726	132.2
7	72 OSCAR ALMONACIL CARRERO	ESP	RC SPORT		DUNLOP	Moto4	2:18.297	3 5	+2.770	132.2
8	20 VINCENT FALCONE	FRA	TFC RACING	BEON	DUNLOP	Moto4	2:18.328	3 5	+2.801	132.1
9	50 ONDREJ VOSTATEK	CZE	BLUMAQ HMA RACING	BEON	DUNLOP	Moto4	2:19.620	4 5	+4.093	130.9
10	93 TOM BERÇOT	FRA	PINAMOTO RS	BEON	DUNLOP	Moto4	2:19.814	5 5	+4.287	130.7
11	17 DANIEL MUÑOZ FERNANDEZ	ESP	GECI MOTOSPORT		DUNLOP	Moto4	2:20.431	3 4	+4.904	130.2
12	31 ADRIAN FERNANDEZ GONZALEZ	ESP	LAGLISSE ACADEMY		DUNLOP	CH80	2:20.634	4 4	+5.107	130.0
13	53 MICHAL BULIK	SVK	ETG RACING	BEON	DUNLOP	Moto4	2:20.717	4 4	+5.190	129.9
14	48 IVAN ORTOLA DIEZ	ESP	MRW-ASPAR TEAM		DUNLOP	CH80	2:20.720	4 4	+5.193	129.9
15	74 DAIJIRO SAKO	JPN	TEAM IGAX		DUNLOP	CH80	2:21.361	4 4	+5.834	129.3
16	55 BORJA GOMEZ RUS	ESP	FAU55RACING	BEON	DUNLOP	Moto4	2:21.444	2 5	+5.917	129.2
17	89 MARCOS URIARTE RODRIGUEZ	ESP	DMT TEAM		DUNLOP	CH80	2:21.706	3 4	+6.179	129.0
18	19 MARKEL MATA SABATEL	ESP	AMR COMPETICION		DUNLOP	Moto4	2:21.850	4 4	+6.323	128.8
19	11 ALEX ESCRIG RECHE	ESP	TEAM MOMN		DUNLOP	CH80	2:21.864	4 4	+6.337	128.8
20	59 GABIN PLANQUES	FRA	XCTECH		DUNLOP	CH80	2:22.888	3 5	+7.361	127.9
21	24 GERARD MARTIN CLANCHET	ESP	TEAM IGAX		DUNLOP	CH80	2:24.601	4 4	+9.074	126.4
22	70 JOSHUA WHATLEY	GBR	TEAM MOMN		DUNLOP	CH80	2:25.207	4 4	+9.680	125.9
23	58 IÑIGO IGLESIAS BRAVO	ESP	IMC TEAM		DUNLOP	CH80	2:25.582	3 3	+10.055	125.5
24	34 VASCO CORREIA ESTURRADO	POR	TEAM MOTO CLUBE LOULE CONCELHO		DUNLOP	CH80	2:26.964	4 4	+11.437	124.4
25	80 VICTOR ALONSO RODILLA	ESP	XCTECH		DUNLOP	CH80	2:28.339	4 4	+12.812	123.2
26	84 DAVID VARGAS GARRIDO	ESP	EMA COMPETICIÓN		DUNLOP	CH80	2:28.700	4 4	+13.173	122.9
27	81 JESUS DE LAS HERAS FERNANDEZ	ESP	DMT		DUNLOP	Moto4	2:31.252	4 4	+15.725	120.8
28	46 AITOR COSTA ALMAGRO	ESP	TEAM QUINTO		DUNLOP	CH80		3		

Vuelta Rápida Vlt. 3 JOSE ANTONIO RUEDA RUIZ 2:15.527 134.9 Kph

Hora de publicación:

Estado de la pista: **SECO**

Director de carrera:	Cronometrador:
----------------------	----------------



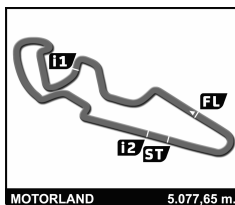
CHALLENGE80 / MOTO4

RFME CAMPEONATO DE ESPAÑA DE VELOCIDAD

Warm-up

Mejores tiempos de sector

SECTOR 1			SECTOR 2			SECTOR 3			Pos	Piloto	Vuelta Ideal	Mejor Vuelta
Pos	Piloto	Tiempo	Piloto	Tiempo	Piloto	Tiempo	Pos	Piloto				
1	99 J.RUEDA RUIZ	38.286	14 P.ACOSTA SANCHEZ	1:12.055	99 J.RUEDA RUIZ	24.877	1	99 J.RUEDA RUIZ	2:15.527	2:15.527	(1)	
2	14 P.ACOSTA SANCHEZ	38.639	99 J.RUEDA RUIZ	1:12.364	20 V.FALCONE	25.075	2	14 P.ACOSTA SANCHEZ	2:15.990	2:16.097	(2)	
3	69 M.RUDA COMINO	38.649	69 M.RUDA COMINO	1:12.769	9 N.CZYBA	25.133	3	69 M.RUDA COMINO	2:16.732	2:16.801	(3)	
4	96 D.HOLGADO MIRALLES	38.665	96 D.HOLGADO MIRALLES	1:13.037	72 O.ALMONACIL CARRERO	25.279	4	96 D.HOLGADO MIRALLES	2:17.066	2:17.986	(5)	
5	72 O.ALMONACIL CARRERO	38.881	16 J.DAVIS	1:13.225	14 P.ACOSTA SANCHEZ	25.296	5	16 J.DAVIS	2:17.724	2:17.724	(4)	
6	9 N.CZYBA	39.103	9 N.CZYBA	1:13.710	69 M.RUDA COMINO	25.314	6	72 O.ALMONACIL CARRERO	2:17.926	2:18.297	(7)	
7	16 J.DAVIS	39.154	72 O.ALMONACIL CARRERO	1:13.766	16 J.DAVIS	25.345	7	9 N.CZYBA	2:17.946	2:18.253	(6)	
8	20 V.FALCONE	39.316	20 V.FALCONE	1:13.781	96 D.HOLGADO MIRALLES	25.364	8	20 V.FALCONE	2:18.172	2:18.328	(8)	
9	31 A.FERNANDEZ GONZALEZ	39.532	50 O.VOSTATEK	1:14.151	93 T.BERÇOT	25.610	9	50 O.VOSTATEK	2:19.376	2:19.620	(9)	
10	50 O.VOSTATEK	39.604	53 M.BULIK	1:14.397	50 O.VOSTATEK	25.621	10	93 T.BERÇOT	2:19.814	2:19.814	(10)	
11	48 I.ORTOLA DIEZ	39.636	93 T.BERÇOT	1:14.419	55 B.GOMEZ RUS	25.701	11	53 M.BULIK	2:20.138	2:20.717	(13)	
12	17 D.MUÑOZ FERNANDEZ	39.653	31 A.FERNANDEZ GONZALEZ	1:14.643	17 D.MUÑOZ FERNANDEZ	25.779	12	17 D.MUÑOZ FERNANDEZ	2:20.139	2:20.431	(11)	
13	93 T.BERÇOT	39.785	17 D.MUÑOZ FERNANDEZ	1:14.707	53 M.BULIK	25.899	13	31 A.FERNANDEZ GONZALEZ	2:20.409	2:20.634	(12)	
14	89 M.URRIARTE RODRIGUEZ	39.830	48 I.ORTOLA DIEZ	1:14.746	59 G.PLANQUES	26.046	14	48 I.ORTOLA DIEZ	2:20.622	2:20.720	(14)	
15	53 M.BULIK	39.842	74 D.SAKO	1:15.051	74 D.SAKO	26.179	15	74 D.SAKO	2:21.323	2:21.361	(15)	
16	19 M.MATA SABATEL	40.008	89 M.URRIARTE RODRIGUEZ	1:15.101	31 A.FERNANDEZ GONZALEZ	26.234	16	89 M.URRIARTE RODRIGUEZ	2:21.385	2:21.706	(17)	
17	74 D.SAKO	40.093	11 A.ESCRIG RECHE	1:15.107	48 I.ORTOLA DIEZ	26.240	17	55 B.GOMEZ RUS	2:21.444	2:21.444	(16)	
18	59 G.PLANQUES	40.218	19 M.MATA SABATEL	1:15.274	11 A.ESCRIG RECHE	26.445	18	11 A.ESCRIG RECHE	2:21.817	2:21.864	(19)	
19	11 A.ESCRIG RECHE	40.265	55 B.GOMEZ RUS	1:15.439	89 M.URRIARTE RODRIGUEZ	26.454	19	19 M.MATA SABATEL	2:21.850	2:21.850	(18)	
20	55 B.GOMEZ RUS	40.304	59 G.PLANQUES	1:15.793	24 G.MARTIN CLANCHET	26.546	20	59 G.PLANQUES	2:22.057	2:22.888	(20)	
21	34 V.ESTURRADO	40.771	24 G.MARTIN CLANCHET	1:16.824	19 M.MATA SABATEL	26.568	21	24 G.MARTIN CLANCHET	2:24.501	2:24.601	(21)	
22	58 I.IGLESIAS BRAVO	40.907	58 I.IGLESIAS BRAVO	1:17.076	70 J.WHATLEY	26.640	22	58 I.IGLESIAS BRAVO	2:24.796	2:25.582	(23)	
23	70 J.WHATLEY	41.049	70 J.WHATLEY	1:17.172	80 V.ALONSO RODILLA	26.753	23	70 J.WHATLEY	2:24.861	2:25.207	(22)	
24	24 G.MARTIN CLANCHET	41.131	80 V.ALONSO RODILLA	1:18.261	58 I.IGLESIAS BRAVO	26.813	24	34 V.ESTURRADO	2:26.299	2:26.964	(24)	
25	84 D.VARGAS GARRIDO	42.236	34 V.ESTURRADO	1:18.598	34 V.ESTURRADO	26.930	25	80 V.ALONSO RODILLA	2:27.513	2:28.339	(25)	
26	80 V.ALONSO RODILLA	42.499	84 D.VARGAS GARRIDO	1:19.007	84 D.VARGAS GARRIDO	27.387	26	84 D.VARGAS GARRIDO	2:28.630	2:28.700	(26)	
27	81 J.DE LAS HERAS FERNANDEZ	43.234	81 J.DE LAS HERAS FERNANDEZ	1:19.738	81 J.DE LAS HERAS FERNANDEZ	27.944	27	81 J.DE LAS HERAS FERNANDEZ	2:30.916	2:31.252	(27)	
28	46 A.COSTA ALMAGRO	45.366	46 A.COSTA ALMAGRO	1:21.857	46 A.COSTA ALMAGRO	28.749	28	46 A.COSTA ALMAGRO	2:35.972			



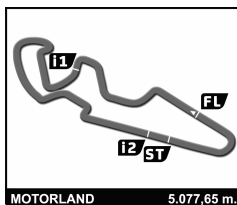
CHALLENGE80 / MOTO4

RFME CAMPEONATO DE ESPAÑA DE VELOCIDAD

Después de Warm-up

Velocidad máxima del evento

Piloto	Equipo	Moto	V. Max	Vlt.	Sesión
9 NICOLAS CZYBA	BLUMAQ HMA RACING	BEON	184.9	9	Entrenamiento Cronometra
93 TOM BERÇOT	PINAMOTO RS	BEON	184.3	9	Entrenamiento Cronometra
20 VINCENT FALCONE	TFC RACING	BEON	183.4	8	Entrenamiento Cronometra
96 DANIEL HOLGADO MIRALLES	BORJA SPORT TEAM		183.1	5	Warm-up
99 JOSE ANTONIO RUEDA RUIZ	EUROTRADISRACING TEAM	TPR	182.4	3	Warm-up
48 IVAN ORTOLA DIEZ	MRW-ASPAR TEAM		181.8	12	Entrenamiento Cronometra
14 PEDRO ACOSTA SANCHEZ	CUNA DE CAMPEONES	MIR RACING	181.5	12	Entrenamiento Cronometra
58 IÑIGO IGLESIAS BRAVO	IMC TEAM		181.2	2	Entrenamiento Cronometra
50 ONDREJ VOSTATEK	BLUMAQ HMA RACING	BEON	180.9	1	Entrenamiento Cronometra
31 ADRIAN FERNANDEZ GONZALEZ	LAGLISSE ACADEMY		179.4	2	Entrenamiento Cronometra
72 OSCAR ALMONACIL CARRERO	RC SPORT		179.4	4	Warm-up
11 ALEX ESCRIG RECHE	TEAM MOMN		178.5	3	Entrenamiento Cronometra
69 MARCOS RUDA COMINO	ETG RACING	BEON	178.5	6	Entrenamiento Cronometra
74 DAIJIRO SAKO	TEAM IGAX		178.5	3	Entrenamiento Cronometra
16 JAMIE WILLIAM DAVIS	FAU55 RACING	BEON	178.2	3	Entrenamiento Cronometra
47 ADRIAN HUERTAS DEL OLMO	CUNA DE CAMPEONES - TEST RIDER	MIR RACING	85cc.*	9	Entrenamiento Cronometra
55 BORJA GOMEZ RUS	FAU55RACING	BEON	178.2	2	Warm-up
17 DANIEL MUÑOZ FERNANDEZ	GECI MOTOSPORT		177.0	1	Entrenamiento Cronometra
24 GERARD MARTIN CLANCHET	TEAM IGAX		176.5	8	Entrenamiento Cronometra
53 MICHAL BULIK	ETG RACING	BEON	176.5	1	Warm-up
70 JOSHUA WHATLEY	TEAM MOMN		175.6	10	Entrenamiento Cronometra
59 GABIN PLANQUES	XCTECH		175.3	5	Warm-up
49 JULIO GARCIA GONZALEZ	EUROTRADISRACING TEAM - TEST RIDER	TPR	85cc.*	8	Entrenamiento Cronometra
19 MARKEL MATA SABATEL	AMR COMPETICION		174.5	1	Entrenamiento Cronometra
80 VICTOR ALONSO RODILLA	XCTECH		173.6	6	Entrenamiento Cronometra
89 MARCOS URIARTE RODRIGUEZ	DMT TEAM		170.9	4	Warm-up
81 JESUS DE LAS HERAS FERNANDEZ	DMT		169.5	1	Warm-up
84 DAVID VARGAS GARRIDO	EMA COMPETICIÓN		168.0	1	Entrenamiento Cronometra
46 AITOR COSTA ALMAGRO	TEAM QUINTO		166.9	2	Warm-up
34 VASCO CORREIA ESTURRADO	TEAM MOTO CLUBE LOULE CONCELHO		164.6	3	Warm-up



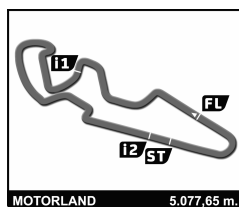
CHALLENGE80 / MOTO4

RFME CAMPEONATO DE ESPAÑA DE VELOCIDAD

Warm-up

Secuencia de vueltas rápidas

Tiempo de sesión	Piloto	Equipo	Moto	Neumaticos	Tiempo	km/h	Vlt.
4:46.447	50 ONDREJ VOSTATEK	BLUMAQ HMA RACING	BEON	DUNLOP Mot	2:20.620	130.0	2
5:05.410	16 JAMIE WILLIAM DAVIS	FAU55 RACING	BEON	DUNLOP Mot	2:19.606	130.9	2
5:23.748	96 DANIEL HOLGADO MIRALLES	BORJA SPORT TEAM		DUNLOP Mot	2:19.110	131.4	2
5:30.779	14 PEDRO ACOSTA SANCHEZ	CUNA DE CAMPEONES	MIR RACING	DUNLOP Mot	2:19.083	131.4	2
5:46.272	69 MARCOS RUDA COMINO	ETG RACING	BEON	DUNLOP Mot	2:18.333	132.1	2
7:25.179	20 VINCENT FALCONE	TFC RACING	BEON	DUNLOP Mot	2:18.328	132.1	3
7:26.081	72 OSCAR ALMONACIL CARRERO	RC SPORT		DUNLOP Mot	2:18.297	132.2	3
7:41.826	96 DANIEL HOLGADO MIRALLES	BORJA SPORT TEAM		DUNLOP Mot	2:18.078	132.4	3
7:47.480	14 PEDRO ACOSTA SANCHEZ	CUNA DE CAMPEONES	MIR RACING	DUNLOP Mot	2:16.701	133.7	3
8:06.119	99 JOSE ANTONIO RUEDA RUIZ	EUROTRADISRACING TEAM	TPR	DUNLOP Mot	2:15.527	134.9	3



CHALLENGE80 / MOTO4

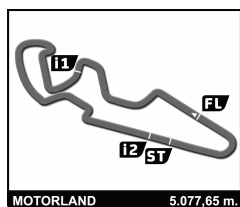
RFME CAMPEONATO DE ESPAÑA DE VELOCIDAD

Warm-up

Vuelta a vuelta

Mejor Personal Mejor de la sesión B Cruzando la línea de meta por el pit lane.

Vlt.	Tiempo	Sector 1	Sector 2	Sector 3	Km/h	T. Sesión	Vlt.	Tiempo	Sector 1	Sector 2	Sector 3	Km/h	T. Sesión	
9	NICOLAS CZYBA GER						BEON	1	3:12.594	1:24.653	1:22.472	25.469	176.8	3:12.594
	BLUMAQ HMA RACING							2	2:20.964	39.991	1:15.545	25.428	175.3	5:33.558
	3	2:31.151	39.103	1:26.915	25.133	178.8		8:04.709						
	4	2:18.253	39.357	1:13.710	25.186	179.1		10:22.962						
	MOTORLAND 5,077.65 m.													
11	ALEX ESCRIG RECHE ESP						TEAM MOMN	1	2:57.777	1:10.457	1:20.549	26.771	169.8	2:57.777
	2	2:26.216	42.941	1:16.568	26.707	166.7		5:23.993						
	3	2:22.859	40.375	1:16.039	26.445	168.2		7:46.852						
	4	2:21.864	40.265	1:15.107	26.492	166.2		10:08.716						
14	PEDRO ACOSTA SANCHEZ ESP						MIR RACING	1	3:11.696	1:24.433	1:21.544	25.719	177.6	3:11.696
	2	2:19.083	39.291	1:14.161	25.631	175.6		5:30.779						
	3	2:16.701	38.639	1:12.766	25.296	177.0		7:47.480						
	4	2:16.097	38.657	1:12.055	25.385	175.0		10:03.577						
16	JAMIE WILLIAM DAVIS GBR						FAU55 RACING	1	2:45.804	1:02.024	1:17.638	26.142	177.0	2:45.804
	2	2:19.606	40.028	1:14.161	25.417	176.5		5:05.410						
	3	2:18.374	39.261	1:13.679	25.434	175.3		7:23.784						
	4	2:17.724	39.154	1:13.225	25.345	175.9		9:41.508						
	5	2:18.228	39.357	1:13.414	25.457	174.8		11:59.736						
17	DANIEL MUÑOZ FERNANDEZ ESP						GECI MOTOSPORT	1	3:16.901 B	1:25.192	1:19.636	32.073	173.9	3:16.901
	2	3:19.347	1:38.292	1:15.276	25.779	176.2		6:36.248						
	3	2:20.431	39.653	1:14.827	25.951	173.1		8:56.679						
	4	2:20.494	39.767	1:14.707	26.020	173.4		11:17.173						
19	MARKEL MATA SABATEL ESP						AMR COMPETICION	1	2:57.650	1:08.836	1:21.615	27.199	169.0	2:57.650
	2	2:23.940	40.407	1:16.614	26.919	170.1		5:21.590						
	3	2:23.116	40.493	1:15.798	26.825	171.4		7:44.706						
	4	2:21.850	40.008	1:15.274	26.568	172.0		10:06.556						
20	VINCENT FALCONE FRA						TFC RACING	1	2:45.766	59.633	1:20.077	26.056	177.0	2:45.766
	2	2:21.085	39.933	1:15.749	25.403	180.9		5:06.851						
	3	2:18.328	39.459	1:13.794	25.075	182.4		7:25.179						
	4	2:18.750	39.316	1:13.781	25.653	177.0		9:43.929						
	5	2:29.538	40.973	1:22.527	26.038	173.9		12:13.467						
24	GERARD MARTIN CLANCHET ESP						TEAM IGAX	1	2:47.324	1:01.380	1:19.581	26.363	175.9	2:47.324
	2	2:21.444	40.304	1:15.439	25.701	178.2		5:08.768						
	3	2:23.101	41.229	1:15.716	26.156	175.0		7:31.869						
	4	2:22.980	40.667	1:16.120	26.193	174.5		9:54.849						
	5	2:22.878	40.947	1:15.609	26.322	173.1		12:17.727						
1	ADRIAN FERNANDEZ GONZALEZ ESP						LAGLISSE ACADEMY	1	3:07.944	1:05.190	1:29.989	32.765	144.2	3:07.944
	2	2:28.277	43.257	1:17.668	27.352	170.3		5:36.221						
	3	2:25.555	41.536	1:17.473	26.546	172.8		8:01.776						
	4	2:24.601	41.131	1:16.824	26.646	173.1		10:26.377						
31	VASCO CORREIA ESTURRADO POR						TEAM MOTO CLUBE LOULE CONCELHC	1	3:25.703	1:19.949	1:35.264	30.490	146.1	3:25.703
	2	2:40.806	47.644	1:24.321	28.841	165.1		6:06.509						
	3	2:25.056	44.179	1:14.643	26.234	174.2		8:31.565						
	4	2:20.634	39.532	1:14.868	26.234	172.8		10:52.199						
34	AITOR COSTA ALMAGRO ESP						TEAM QUINTO	1	3:18.500	1:19.013	1:30.155	29.332	162.4	3:18.500
	2	2:39.725 B	45.366	1:21.857	32.502	166.9		5:58.225						
	3	4:03.807	2:11.247	1:23.811	28.749	154.9		10:02.032						
48	ONDREJ VOSTATEK CZE						BLUMAQ HMA RACING	1	2:25.827	42.942	1:16.905	25.980	173.6	2:25.827
	2	2:20.620	40.244	1:14.596	25.780	175.9		4:46.447						
	3	2:19.636	39.679	1:14.261	25.696	174.8		7:06.083						
	4	2:19.620	39.604	1:14.360	25.656	174.2		9:25.703						
	5	2:19.672	39.900	1:14.151	25.621	173.4		11:45.375						
50	MICHAL BULIK SVK						ETG RACING	1	3:13.726	1:29.070	1:18.595	26.061	176.5	3:13.726
	2	2:21.043	40.128	1:15.016	25.899	172.5		5:34.769						
	3	2:21.326	39.842	1:15.062	26.422	170.3		7:56.095						
	4	2:20.717	40.023	1:14.397	26.297	174.2		10:16.812						
53	BORJA GOMEZ RUS ESP						FAU55RACING	1	2:47.324	1:01.380	1:19.581	26.363	175.9	2:47.324
	2	2:21.444	40.304	1:15.439	25.701	178.2		5:08.768						
	3	2:23.101	41.229	1:15.716	26.156	175.0		7:31.869						
	4	2:22.980	40.667	1:16.120	26.193	174.5		9:54.849						
	5	2:22.878	40.947	1:15.609	26.322	173.1		12:17.727						



CHALLENGE80 / MOTO4

RFME CAMPEONATO DE ESPAÑA DE VELOCIDAD

Warm-up

Vuelta a vuelta

Vlt.	Tiempo	Sector 1	Sector 2	Sector 3	Km/h	T. Sesión	Vlt.	Tiempo	Sector 1	Sector 2	Sector 3	Km/h	T. Sesión	
58	IÑIGO IGLESIAS BRAVO ESP							2	2:35.235	44.379	1:22.668	28.188	167.2	5:46.172
	IMC TEAM							3	2:41.510	48.579	1:24.713	28.218	166.9	8:27.682
	1	4:10.410	2:22.942	1:20.057	27.411	168.2	4	2:31.252	43.234	1:19.738	28.280	165.6	10:58.934	
	2	2:25.696	41.369	1:17.076	27.251	164.9								
	3	2:25.582	40.907	1:17.862	26.813	169.5								
59	GABIN PLANQUES FRA							1	3:59.895	1:55.724	1:32.991	31.180	152.1	3:59.895
	XCTECH							2	2:31.826	43.816	1:20.529	27.481	166.4	6:31.721
	1	2:38.928	52.815	1:18.923	27.190	173.6	3	2:29.077	42.561	1:19.129	27.387	165.9	9:00.798	
	2	2:24.191	41.271	1:16.790	26.130	170.6	4	2:28.700	42.236	1:19.007	27.457	164.6	11:29.498	
	3	2:22.888	40.316	1:16.382	26.190	168.5								
	4	2:28.942	40.218	1:22.535	26.189	170.1								
	5	2:22.897	41.058	1:15.793	26.046	175.3								
69	MARCOS RUDA COMINO ESP							1	3:09.423	1:16.681	1:24.426	28.316	164.1	3:09.423
	ETG RACING BEON							2	2:25.756	41.069	1:18.199	26.488	167.2	5:35.179
	1	3:27.939	1:45.209	1:16.906	25.824	173.4	3	2:21.706	39.830	1:15.226	26.650	170.1	7:56.885	
	2	2:18.333	39.288	1:13.633	25.412	173.4	4	2:21.871	40.316	1:15.101	26.454	170.9	10:18.756	
	3	2:17.108	38.682	1:13.112	25.314	177.3								
	4	2:16.801	38.649	1:12.769	25.383	175.6								
70	JOSHUA WHATLEY GBR							1	2:38.804	50.163	1:21.182	27.459	178.2	2:38.804
	TEAM MOMN							2	2:24.168	41.144	1:16.648	26.376	175.0	5:02.972
	1	2:57.852	1:05.542	1:25.670	26.640	168.2	3	2:21.630	40.200	1:15.630	25.800	180.0	7:24.602	
	2	2:28.132	43.440	1:18.028	26.664	169.8	4	2:20.593	40.064	1:14.604	25.925	179.7	9:45.195	
	3	2:25.625	41.049	1:17.741	26.835	169.8	5	2:19.814	39.785	1:14.419	25.610	181.8	12:05.009	
	4	2:25.207	41.294	1:17.172	26.741	169.5								
72	OSCAR ALMONACIL CARRERO ESP							1	3:04.638	1:14.220	1:21.176	29.242	137.1	3:04.638
	RC SPORT							2	2:19.110	39.378	1:14.368	25.364	178.2	5:23.748
	1	2:47.718	1:00.569	1:21.223	25.926	176.8	3	2:18.078	38.665	1:13.650	25.763	177.6	7:41.826	
	2	2:20.066	40.025	1:14.325	25.716	177.6	4	2:17.986	39.010	1:13.435	25.541	180.9	9:59.812	
	3	2:18.297	39.252	1:13.766	25.279	178.8	5	2:49.996	38.902	1:13.037	58.057	183.1	12:49.808	
	4	2:19.037	38.881	1:14.480	25.676	179.4								
	5	2:20.094	39.619	1:14.319	26.156	173.6								
74	DAIJIRO SAKO JPN							1	3:28.977	1:44.345	1:17.945	26.687	175.9	3:28.977
	TEAM IGAX							2	2:21.615	42.642	1:13.581	25.392	177.9	5:50.592
	1	3:15.915	1:12.657	1:33.459	29.799	140.3	3	2:15.527	38.286	1:12.364	24.877	182.4	8:06.119	
	2	2:26.081	41.954	1:17.486	26.641	171.2	4	2:16.730	38.581	1:13.101	25.048	181.5	10:22.849	
	3	2:22.808	40.670	1:15.959	26.179	176.2								
	4	2:21.361	40.093	1:15.051	26.217	177.0								
80	VICTOR ALONSO RODILLA ESP							1	2:38.082	47.770	1:22.552	27.760	169.0	2:38.082
	XCTECH							2	2:29.934	43.289	1:19.892	26.753	171.7	5:08.016
	1	2:38.082	47.770	1:22.552	27.760	169.0	3	2:28.682	42.499	1:18.735	27.448	168.5	7:36.698	
	2	2:29.934	43.289	1:19.892	26.753	171.7	4	2:28.339	43.102	1:18.261	26.976	170.9	10:05.037	
	3	2:28.682	42.499	1:18.735	27.448	168.5								
	4	2:28.339	43.102	1:18.261	26.976	170.9								
81	JESUS DE LAS HERAS FERNANDEZ ESP							1	3:10.937	1:16.901	1:26.092	27.944	169.5	3:10.937
	DMT													

Mejor Personal Mejor de la sesión B Cruzando la línea de meta por el pit lane.