

CHALLENGE80 / MOTO4

Amended

RFME CAMPEONATO DE ESPAÑA DE VELOCIDAD Carrera (10 Vueltas, 50,8 km.)

Clasificación

Piloto	Nac	Equipo	Moto	Neumaticos	Vlts.	Tiempo	Dif.	Km/h	Mejor Vuelta					
									Vlt.	Tiempo	Km/h			
1	99	JOSE ANTONIO RUEDA RUIZ	ESP	EUROTRADRACING TEAM	TPR	DUNLOP	Motc	10	22:37.113	-	134.7	5	2:14.814	135.6
2	14	PEDRO ACOSTA SANCHEZ	ESP	CUNA DE CAMPEONES	MIR RACING	DUNLOP	Motc	10	22:44.084	+6.971	134.0	9	2:15.485	134.9
3	69	MARCOS RUDA COMINO	ESP	ETG RACING	BEON	DUNLOP	Motc	10	22:44.965	+7.852	133.9	8	2:15.760	134.6
4	9	NICOLAS CZYBA	GER	BLUMAQ HMA RACING	BEON	DUNLOP	Motc	10	22:55.003	+17.890	132.9	8	2:15.810	134.6
5	20	VINCENT FALCONE	FRA	TFC RACING	BEON	DUNLOP	Motc	10	22:55.013	+17.900	132.9	3	2:16.175	134.2
6	16	JAMIE WILLIAM DAVIS	GBR	FAU55 RACING	BEON	DUNLOP	Motc	10	22:55.027	+17.914	132.9	8	2:16.334	134.1
7	72	OSCAR ALMONACIL CARRERO	ESP	RC SPORT		DUNLOP	Motc	10	22:55.184	+18.071	132.9	4	2:16.214	134.2
8	50	ONDREJ VOSTATEK	CZE	BLUMAQ HMA RACING	BEON	DUNLOP	Motc	10	22:55.340	+18.227	132.9	3	2:16.193	134.2
9	31	ADRIAN FERNANDEZ GONZALEZ	ESP	LAGLISSE ACADEMY		DUNLOP	CH8i	10	22:56.681	+19.568	132.8	5	2:16.234	134.2
10	93	TOM BERÇOT	FRA	PINAMOTO RS	BEON	DUNLOP	Motc	10	23:02.972	+25.859	132.2	7	2:17.448	133.0
11	74	DAIJIRO SAKO	JPN	TEAM IGAX		DUNLOP	CH8i	10	23:05.040	+27.927	132.0	5	2:16.852	133.6
12	48	IVAN ORTOLA DIEZ	ESP	MRW-ASPAR TEAM		DUNLOP	CH8i	10	23:05.116	+28.003	132.0	2	2:17.289	133.1
13	11	ALEX ESCRIG RECHE	ESP	TEAM MOMN		DUNLOP	CH8i	10	23:05.194	+28.081	131.9	3	2:17.332	133.1
14	17	DANIEL MUÑOZ FERNANDEZ	ESP	GECI MOTOSPORT		DUNLOP	Motc	10	23:05.272	+28.159	131.9	3	2:17.253	133.2
15	53	MICHAL BULIK	SVK	ETG RACING	BEON	DUNLOP	Motc	10	23:38.737	+1:01.624	128.8	2	2:18.599	131.9
16	70	JOSHUA WHATLEY	GBR	TEAM MOMN		DUNLOP	CH8i	10	23:54.236	+1:17.123	127.4	2	2:22.244	128.5
17	24	GERARD MARTIN CLANCHET	ESP	TEAM IGAX		DUNLOP	CH8i	10	23:58.022	+1:20.909	127.1	9	2:22.350	128.4
18	55	BORJA GOMEZ RUS	ESP	FAU55RACING	BEON	DUNLOP	Motc	10	24:10.514	+1:33.401	126.0	10	2:22.720	128.1
19	34	VASCO CORREIA ESTURRADO	POR	TEAM MOTO CLUBE LOULE CONCELHO		DUNLOP	CH8i	10	24:41.007	+2:03.894	123.4	5	2:26.376	124.9
20	80	VICTOR ALONSO RODILLA	ESP	XCTECH		DUNLOP	CH8i	10	24:42.845	+2:05.732	123.3	6	2:26.697	124.6
21	46	AITOR COSTA ALMAGRO	ESP	TEAM QUINTO		DUNLOP	CH8i	10	24:48.489	+2:11.376	122.8	9	2:25.320	125.8
22	81	JESUS DE LAS HERAS FERNANDEZ	ESP	DMT		DUNLOP	Motc	9	22:47.645	1 Lap	120.3	2	2:29.664	122.1

No clasificados:

89	MARCOS URIARTE RODRIGUEZ	ESP	DMT TEAM		DUNLOP	CH8i	2	8:00.265						
19	MARKEL MATA SABATEL	ESP	AMR COMPETICION		DUNLOP	Motc								
58	IÑIGO IGLESIAS BRAVO	ESP	IMC TEAM		DUNLOP	CH8i								
59	GABIN PLANQUES	FRA	XCTECH		DUNLOP	CH8i								
84	DAVID VARGAS GARRIDO	ESP	EMA COMPETICIÓN		DUNLOP	CH8i								

Excluidos

96	DANIEL HOLGADO MIRALLES	ESP	BORJA SPORT TEAM		DUNLOP	Motc	10	22:43.980				9	2:15.367	135.0
----	-------------------------	-----	------------------	--	--------	------	----	-----------	--	--	--	---	----------	-------

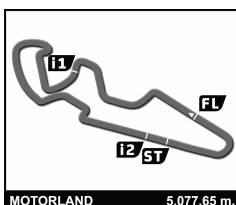
Pole	J. RUEDA RUIZ		2:13.538	136.9 Kph
Vuelta Rápida	Vlt. 5	JOSE ANTONIO RUEDA RUIZ	2:14.814	135.6 Kph

#96 - EXCLUSIÓN DE LA CARRERA SEGÚN ART. 106 REGLAMENTO DEPORTIO RFME

Hora de publicación:

Estado de pista: **SECO**

Director de carrera:	Cronometrador:
----------------------	----------------



CHALLENGE80 / MOTO4

RFME CAMPEONATO DE ESPAÑA DE VELOCIDAD

Carrera

Clasificación por clase

Amended

Nº	Piloto	Nac	Equipo	Moto	Vlts.	Tiempo	Diff.	Km/h	Mejor Vuelta		
									Vlt.	Tiempo	Km/h
CH80											
1	31 ADRIAN FERNANDEZ GONZALEZ	ESP	LAGLISSE ACADEMY		10	22:56.681		132.8	5	2:16.234	134.2
2	74 DAIJIRO SAKO	JPN	TEAM IGAX		10	23:05.040	+8.359	132.0	5	2:16.852	133.6
3	48 IVAN ORTOLA DIEZ	ESP	MRW-ASPAR TEAM		10	23:05.116	+8.435	132.0	2	2:17.289	133.1
4	11 ALEX ESCRIG RECHE	ESP	TEAM MOMN		10	23:05.194	+8.513	131.9	3	2:17.332	133.1
5	70 JOSHUA WHATLEY	GBR	TEAM MOMN		10	23:54.236	+57.555	127.4	2	2:22.244	128.5
6	24 GERARD MARTIN CLANCHET	ESP	TEAM IGAX		10	23:58.022	+1'01.341	127.1	9	2:22.350	128.4
7	34 VASCO CORREIA ESTURRADO	POR	TEAM MOTO CLUBE LOULE CONCELHO		10	24:41.007	+1'44.326	123.4	5	2:26.376	124.9
8	80 VICTOR ALONSO RODILLA	ESP	XCTECH		10	24:42.845	+1'46.164	123.3	6	2:26.697	124.6
9	46 AITOR COSTA ALMAGRO	ESP	TEAM QUINTO		10	24:48.489	+1'51.808	122.8	9	2:25.320	125.8
No clasificados:											
89	MARCOS URIARTE RODRIGUEZ	ESP	DMT TEAM		2	8:00.265		8 Laps	76.1		
58	IÑIGO IGLESIAS BRAVO	ESP	IMC TEAM					10 Laps	0.0		
59	GABIN PLANQUES	FRA	XCTECH					10 Laps	0.0		
84	DAVID VARGAS GARRIDO	ESP	EMA COMPETICIÓN					10 Laps	0.0		
Moto4											
1	99 JOSE ANTONIO RUEDA RUIZ	ESP	EUROTRADRACING TEAM	TPR	10	22:37.113		134.7	5	2:14.814	135.6
2	14 PEDRO ACOSTA SANCHEZ	ESP	CUNA DE CAMPEONES	MIR RACING	10	22:44.084	+6.971	134.0	9	2:15.485	134.9
3	69 MARCOS RUDA COMINO	ESP	ETG RACING	BEON	10	22:44.965	+7.852	133.9	8	2:15.760	134.6
4	9 NICOLAS CZYBA	GER	BLUMAQ HMA RACING	BEON	10	22:55.003	+17.890	132.9	8	2:15.810	134.6
5	20 VINCENT FALCONE	FRA	TFC RACING	BEON	10	22:55.013	+17.900	132.9	3	2:16.175	134.2
6	16 JAMIE WILLIAM DAVIS	GBR	FAU55 RACING	BEON	10	22:55.027	+17.914	132.9	8	2:16.334	134.1
7	72 OSCAR ALMONACIL CARRERO	ESP	RC SPORT		10	22:55.184	+18.071	132.9	4	2:16.214	134.2
8	50 ONDREJ VOSTATEK	CZE	BLUMAQ HMA RACING	BEON	10	22:55.340	+18.227	132.9	3	2:16.193	134.2
9	93 TOM BERÇOT	FRA	PINAMOTO RS	BEON	10	23:02.972	+25.859	132.2	7	2:17.448	133.0
10	17 DANIEL MUÑOZ FERNANDEZ	ESP	GECI MOTOSPORT		10	23:05.272	+28.159	131.9	3	2:17.253	133.2
11	53 MICHAL BULIK	SVK	ETG RACING	BEON	10	23:38.737	+1'01.624	128.8	2	2:18.599	131.9
12	55 BORJA GOMEZ RUS	ESP	FAU55RACING	BEON	10	24:10.514	+1'33.401	126.0	10	2:22.720	128.1
13	81 JESUS DE LAS HERAS FERNANDEZ	ESP	DMT		9	22:47.645		120.3	2	2:29.664	122.1
No clasificados:											
19	MARKEL MATA SABATEL	ESP	AMR COMPETICION					10 Laps	0.0		
Excluidos											
96	DANIEL HOLGADO MIRALLES	ESP	BORJA SPORT TEAM		10	22:43.980	+6.867	134.0	9	2:15.367	135.0

#96 - EXCLUSIÓN DE LA CARRERA SEGÚN ART. 106 REGLAMENTO DEPORTIO RFME

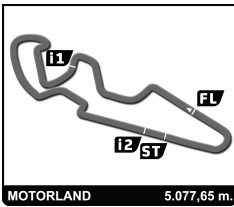
Hora publicación:

Estado de pista:

SECO

Director de carrera:

Cronometrador:



CHALLENGE80 / MOTO4

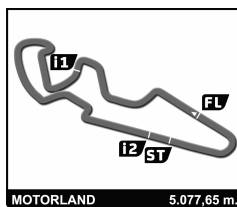
RFME CAMPEONATO DE ESPAÑA DE VELOCIDAD

Carrera

Planing

VUELTA

Nº	Pos	Grid	1	2	3	4	5	6	7	8	9	10
99	1	99	99	99	99	99	99	99	99	99	99	99
14	2	14	96	96	96	96	96	69	96	69	96	96
69	3	69	72	14	14	14	69	14	14	14	14	14
20	4	20	69	72	72	69	14	96	69	96	69	69
50	5	50	14	69	69	72	72	72	20	16	9	
72	6	72	20	16	16	50	16	16	20	72	20	20
96	7	96	31	20	20	20	20	16	16	50	16	
93	8	93	16	50	50	16	50	50	50	72	72	
9	9	9	50	31	31	31	31	31	31	9	50	
31	10	31	48	48	9	9	9	9	9	31	31	
16	11	16	9	93	48	48	48	93	93	93	93	
74	12	74	93	9	93	93	74	48	74	11	11	74
17	13	17	74	74	17	17	93	74	48	48	48	48
48	14	48	53	17	74	74	17	17	11	74	74	11
11	15	11	17	53	11	11	11	11	17	17	17	17
53	16	53	11	11	53	53	53	53	53	53	53	53
70	17	70	70	70	70	70	70	70	70	70	70	70
19	18	19	24	24	24	24	24	24	24	24	24	24
58	19	58	80	55	55	55	55	55	55	55	55	55
24	20	24	55	80	80	80	34	80	34	80	34	34
59	21	59	34	34	34	34	80	34	80	34	80	80
89	22	89	81	81	81	81	46	46	46	46	46	46
55	23	55	46	46	46	46	81	81	81	81	81	
84	24	84	89	89								
80	25	80										
34	26	34										
46	27	46										
81	28	81										



MOTORLAND 5.077,65 m

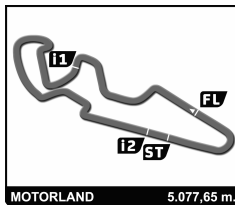
CHALLENGE80 / MOTO4

RFME CAMPEONATO DE ESPAÑA DE VELOCIDAD

Carrera

Mejores tiempos de sector

SECTOR 1			SECTOR 2			SECTOR 3			Pos	Piloto	Vuelta Ideal	Mejor Vuelta
Pos	Piloto	Tiempo	Piloto	Tiempo	Piloto	Tiempo	Pos	Piloto				
1	99 J.RUEDA RUIZ	37.748	96 D.HOLGADO MIRALLES	1:11.765	20 V.FALCONE	24.768	1	69 M.RUDA COMINO	2:14.620	2:15.760	(4)	
2	69 M.RUDA COMINO	37.977	99 J.RUEDA RUIZ	1:11.804	69 M.RUDA COMINO	24.837	2	99 J.RUEDA RUIZ	2:14.703	2:14.814	(1)	
3	96 D.HOLGADO MIRALLES	38.040	69 M.RUDA COMINO	1:11.806	50 O.VOSTATEK	24.862	3	96 D.HOLGADO MIRALLES	2:14.954	2:15.367	(2)	
4	14 P.ACOSTA SANCHEZ	38.125	14 P.ACOSTA SANCHEZ	1:12.073	72 O.ALMONACIL CARRERO	24.919	4	14 P.ACOSTA SANCHEZ	2:15.281	2:15.485	(3)	
5	9 N.CZYBA	38.143	9 N.CZYBA	1:12.395	16 J.DAVIS	24.991	5	72 O.ALMONACIL CARRERO	2:15.583	2:16.214	(8)	
6	72 O.ALMONACIL CARRERO	38.152	72 O.ALMONACIL CARRERO	1:12.512	74 D.SAKO	25.072	6	9 N.CZYBA	2:15.618	2:15.810	(5)	
7	31 A.FERNANDEZ GONZALEZ	38.180	16 J.DAVIS	1:12.658	9 N.CZYBA	25.080	7	20 V.FALCONE	2:15.714	2:16.175	(6)	
8	20 V.FALCONE	38.183	31 A.FERNANDEZ GONZALEZ	1:12.719	14 P.ACOSTA SANCHEZ	25.083	8	50 O.VOSTATEK	2:15.995	2:16.193	(7)	
9	17 D.MUÑOZ FERNANDEZ	38.281	20 V.FALCONE	1:12.763	17 D.MUÑOZ FERNANDEZ	25.094	9	31 A.FERNANDEZ GONZALEZ	2:16.003	2:16.234	(9)	
10	74 D.SAKO	38.294	50 O.VOSTATEK	1:12.781	31 A.FERNANDEZ GONZALEZ	25.104	10	16 J.DAVIS	2:16.023	2:16.334	(10)	
11	11 A.ESCRIG RECHE	38.301	93 T.BERÇOT	1:12.952	96 D.HOLGADO MIRALLES	25.149	11	17 D.MUÑOZ FERNANDEZ	2:16.416	2:17.253	(12)	
12	50 O.VOSTATEK	38.352	17 D.MUÑOZ FERNANDEZ	1:13.041	99 J.RUEDA RUIZ	25.151	12	74 D.SAKO	2:16.570	2:16.852	(11)	
13	16 J.DAVIS	38.374	48 I.ORTOLA DIEZ	1:13.144	93 T.BERÇOT	25.222	13	93 T.BERÇOT	2:16.635	2:17.448	(15)	
14	93 T.BERÇOT	38.461	74 D.SAKO	1:13.204	53 M.BULIK	25.256	14	11 A.ESCRIG RECHE	2:16.933	2:17.332	(14)	
15	48 I.ORTOLA DIEZ	38.540	11 A.ESCRIG RECHE	1:13.293	48 I.ORTOLA DIEZ	25.260	15	48 I.ORTOLA DIEZ	2:16.944	2:17.289	(13)	
16	53 M.BULIK	38.942	53 M.BULIK	1:13.967	11 A.ESCRIG RECHE	25.339	16	53 M.BULIK	2:18.165	2:18.599	(16)	
17	70 J.WHATLEY	39.781	24 G.MARTIN CLANCHET	1:15.761	70 J.WHATLEY	25.879	17	70 J.WHATLEY	2:21.553	2:22.244	(17)	
18	24 G.MARTIN CLANCHET	39.973	55 B.GOMEZ RUS	1:15.878	55 B.GOMEZ RUS	26.394	18	24 G.MARTIN CLANCHET	2:22.215	2:22.350	(18)	
19	55 B.GOMEZ RUS	40.448	70 J.WHATLEY	1:15.893	24 G.MARTIN CLANCHET	26.481	19	55 B.GOMEZ RUS	2:22.720	2:22.720	(19)	
20	34 V.ESTURRADO	41.040	46 A.COSTA ALMAGRO	1:16.954	34 V.ESTURRADO	26.709	20	46 A.COSTA ALMAGRO	2:25.135	2:25.320	(20)	
21	46 A.COSTA ALMAGRO	41.124	80 V.ALONSO RODILLA	1:17.547	80 V.ALONSO RODILLA	26.893	21	80 V.ALONSO RODILLA	2:25.810	2:26.697	(22)	
22	80 V.ALONSO RODILLA	41.370	34 V.ESTURRADO	1:18.235	46 A.COSTA ALMAGRO	27.057	22	34 V.ESTURRADO	2:25.984	2:26.376	(21)	
23	81 J.DE LAS HERAS FERNANDEZ	42.264	81 J.DE LAS HERAS FERNANDEZ	1:19.404	81 J.DE LAS HERAS FERNANDEZ	27.901	23	81 J.DE LAS HERAS FERNANDEZ	2:29.569	2:29.664	(23)	
24	89 M.URRIARTE RODRIGUEZ	45.906	89 M.URRIARTE RODRIGUEZ	1:31.012	89 M.URRIARTE RODRIGUEZ	30.003	24	89 M.URRIARTE RODRIGUEZ	2:46.921			



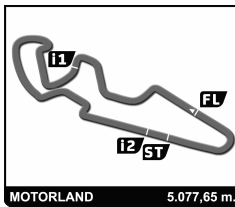
CHALLENGE80 / MOTO4

RFME CAMPEONATO DE ESPAÑA DE VELOCIDAD

Después de Carrera

Velocidad máxima del evento

Piloto	Equipo	Moto	V. Max	Vlt.	Sesión
20 VINCENT FALCONE	TFC RACING	BEON	Moto4	185.9	10 Carrera
9 NICOLAS CZYBA	BLUMAQ HMA RACING	BEON	Moto4	184.9	9 Entrenamiento Cronometra
93 TOM BERÇOT	PINAMOTO RS	BEON	Moto4	184.3	9 Entrenamiento Cronometra
96 DANIEL HOLGADO MIRALLES	BORJA SPORT TEAM		Moto4	183.1	5 Warm-up
99 JOSE ANTONIO RUEDA RUIZ	EUROTRADISRACING TEAM	TPR	Moto4	182.4	3 Warm-up
48 IVAN ORTOLA DIEZ	MRW-ASPAR TEAM		CH80	181.8	12 Entrenamiento Cronometra
50 ONDREJ VOSTATEK	BLUMAQ HMA RACING	BEON	Moto4	181.8	3 Carrera
14 PEDRO ACOSTA SANCHEZ	CUNA DE CAMPEONES	MIR RACING	Moto4	181.5	12 Entrenamiento Cronometra
58 IÑIGO IGLESIAS BRAVO	IMC TEAM		CH80	181.2	2 Entrenamiento Cronometra
69 MARCOS RUDA COMINO	ETG RACING	BEON	Moto4	181.2	6 Carrera
17 DANIEL MUÑOZ FERNANDEZ	GECI MOTOSPORT		Moto4	180.9	3 Carrera
74 DAIJIRO SAKO	TEAM IGAX		CH80	180.3	3 Carrera
31 ADRIAN FERNANDEZ GONZALEZ	LAGLISSE ACADEMY		CH80	179.4	2 Entrenamiento Cronometra
72 OSCAR ALMONACIL CARRERO	RC SPORT		Moto4	179.4	4 Warm-up
16 JAMIE WILLIAM DAVIS	FAU55 RACING	BEON	Moto4	178.8	6 Carrera
11 ALEX ESCRIG RECHE	TEAM MOMN		CH80	178.5	3 Entrenamiento Cronometra
47 ADRIAN HUERTAS DEL OLMO	CUNA DE CAMPEONES - TEST RIDER	MIR RACING	85cc.*	178.2	9 Entrenamiento Cronometra
55 BORJA GOMEZ RUS	FAU55RACING	BEON	Moto4	178.2	2 Warm-up
53 MICHAL BULIK	ETG RACING	BEON	Moto4	177.9	1 Carrera
24 GERARD MARTIN CLANCHET	TEAM IGAX		CH80	176.5	8 Entrenamiento Cronometra
70 JOSHUA WHATLEY	TEAM MOMN		CH80	175.6	10 Entrenamiento Cronometra
59 GABIN PLANQUES	XCTECH		CH80	175.3	5 Warm-up
49 JULIO GARCIA GONZALEZ	EUROTRADISRACING TEAM - TEST RIDER	TPR	85cc.*	174.8	8 Entrenamiento Cronometra
19 MARKEL MATA SABATEL	AMR COMPETICION		Moto4	174.5	1 Entrenamiento Cronometra
80 VICTOR ALONSO RODILLA	XCTECH		CH80	173.6	6 Entrenamiento Cronometra
89 MARCOS URIARTE RODRIGUEZ	DMT TEAM		CH80	170.9	4 Warm-up
81 JESUS DE LAS HERAS FERNANDEZ	DMT		Moto4	169.5	1 Warm-up
84 DAVID VARGAS GARRIDO	EMA COMPETICIÓN		CH80	168.0	1 Entrenamiento Cronometra
46 AITOR COSTA ALMAGRO	TEAM QUINTO		CH80	166.9	2 Warm-up
34 VASCO CORREIA ESTURRADO	TEAM MOTO CLUBE LOULE CONCELHO		CH80	164.6	3 Warm-up



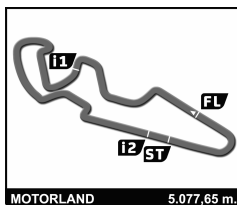
CHALLENGE80 / MOTO4

RFME CAMPEONATO DE ESPAÑA DE VELOCIDAD

Carrera

Secuencia de lideres

Nº	Piloto	Equipo	Moto	Vuelta Inicio	Vuelta Final	Vlts.	Total Vlts.
CH80							
31	ADRIAN FERNANDEZ GONZALE	LAGLISSE ACADEMY		1	10	10	10
Moto4							
99	JOSE ANTONIO RUEDA RUIZ	EUROTRADISRACING TEAM	TPR	1	10	10	10



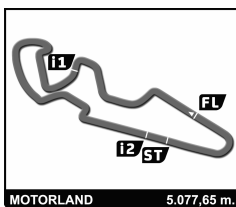
CHALLENGE80 / MOTO4

RFME CAMPEONATO DE ESPAÑA DE VELOCIDAD

Carrera

Secuencia de vueltas rápidas

Tiempo de sesión	Piloto	Equipo	Moto	Neumaticos	Tiempo	km/h	Vlt.
4:33.973	99 JOSE ANTONIO RUEDA RUIZ	EUROTRADISRACING TEAM	TPR	DUNLOP Mot	2:15.701	134.7	2
6:49.468	99 JOSE ANTONIO RUEDA RUIZ	EUROTRADISRACING TEAM	TPR	DUNLOP Mot	2:15.495	134.9	3
9:04.348	99 JOSE ANTONIO RUEDA RUIZ	EUROTRADISRACING TEAM	TPR	DUNLOP Mot	2:14.880	135.5	4
11:19.162	99 JOSE ANTONIO RUEDA RUIZ	EUROTRADISRACING TEAM	TPR	DUNLOP Mot	2:14.814	135.6	5



CHALLENGE80 / MOTO4

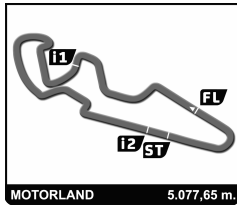
RFME CAMPEONATO DE ESPAÑA DE VELOCIDAD

Carrera

Tiempos por vuelta

■ Piloto Doblado

Nº	Tiempo	Dif.	Nº	Tiempo	Dif.	Nº	Tiempo	Dif.	Nº	Tiempo	Dif.	Nº	Tiempo	Dif.
Vuelta 1			72	2:16.377	3.155	31	2:16.234	10.215	17	2:17.936	20.975	80	2:27.699	1'53.795
99	2:18.272		69	2:15.886	3.316	9	2:17.159	13.224	53	2:22.283	41.132	46	2:25.320	2'02.041
96	2:19.642	1.370	16	2:16.530	5.792	48	2:18.685	15.401	70	2:23.319	54.268	Vuelta 10		
72	2:19.686	1.414	20	2:16.175	5.888	74	2:16.852	15.522	24	2:22.821	1'00.226	99	2:16.166	
69	2:19.766	1.494	50	2:16.193	5.971	93	2:17.451	15.624	55	2:24.148	1'08.627	96	2:15.835	6.867
14	2:19.806	1.534	31	2:16.648	6.925	17	2:17.849	16.278	34	2:27.055	1'29.541	14	2:15.839	6.971
20	2:21.933	3.661	9	2:16.549	8.830	11	2:17.824	16.642	80	2:27.511	1'29.962	69	2:16.548	7.852
31	2:22.049	3.777	48	2:17.829	8.923	53	2:22.364	27.466	46	2:26.413	1'41.548	81	2:33.176	1 Lap
16	2:22.059	3.787	93	2:17.812	10.088	70	2:23.363	38.907	81	2:30.480	1'54.280	9	2:17.533	17.890
50	2:22.549	4.277	17	2:17.253	10.518	24	2:22.987	45.434	Vuelta 8					
48	2:23.273	5.001	74	2:18.157	10.639	55	2:23.518	51.739	99	2:15.465		20	2:18.109	17.900
9	2:23.851	5.579	11	2:17.332	10.935	34	2:26.376	1'06.355	69	2:15.760	7.017	16	2:18.246	17.914
93	2:23.853	5.581	53	2:19.618	13.136	80	2:27.905	1'06.480	14	2:16.222	7.407	72	2:18.060	18.071
74	2:23.905	5.633	70	2:23.047	22.142	46	2:25.942	1'19.404	96	2:16.355	7.425	50	2:18.248	18.227
53	2:24.387	6.115	24	2:23.804	29.142	81	2:36.431	1'24.148	20	2:16.349	13.704	31	2:18.967	19.568
17	2:24.769	6.497	55	2:24.324	34.295	Vuelta 6			93	2:17.511	25.859			
11	2:24.958	6.686	80	2:29.241	40.795	99	2:15.078		72	2:19.092	13.762	74	2:18.035	27.927
70	2:26.319	8.047	34	2:28.359	42.775	69	2:15.767	6.088	16	2:16.334	13.805	48	2:18.121	28.003
24	2:31.382	13.110	81	2:30.033	47.220	14	2:15.759	6.145	50	2:16.393	13.895	11	2:18.277	28.081
80	2:33.743	15.471	46	2:27.284	57.099	96	2:16.112	6.328	31	2:17.273	15.173	17	2:17.950	28.159
55	2:34.134	15.862	89	3:34.292	1 Lap	72	2:16.685	7.949	9	2:15.810	16.217	53	2:22.276	1'01.624
34	2:35.995	17.723	Vuelta 4			16	2:16.584	11.282	93	2:17.654	22.437	70	2:23.279	1'17.123
81	2:36.991	18.719	99	2:14.880		20	2:16.664	11.394	11	2:18.141	23.429	24	2:22.578	1'20.909
46	2:52.067	33.795	96	2:16.070	4.126	50	2:16.732	11.578	48	2:18.607	23.759	55	2:22.720	1'33.401
89	4:25.973	2'07.701	14	2:16.060	4.215	31	2:17.016	12.153	74	2:18.894	23.947	34	2:26.441	2'03.894
Vuelta 2			69	2:15.840	4.276	9	2:16.994	15.140	17	2:18.570	24.080	80	2:28.103	2'05.732
99	2:15.701		72	2:16.214	4.489	93	2:17.902	18.448	53	2:22.865	48.532	46	2:25.501	2'11.376
96	2:16.439	2.108	50	2:16.781	7.872	48	2:18.248	18.571	70	2:23.693	1'02.496			
14	2:16.417	2.250	20	2:16.871	7.879	74	2:18.159	18.603	24	2:22.980	1'07.741			
72	2:16.560	2.273	16	2:17.099	8.011	17	2:17.487	18.687	55	2:24.602	1'17.764			
69	2:17.132	2.925	31	2:16.750	8.795	11	2:17.395	18.959	80	2:27.193	1'41.690			
16	2:16.671	4.757	9	2:16.929	10.879	53	2:22.109	34.497	34	2:27.684	1'41.760			
20	2:17.248	5.208	48	2:17.487	11.530	70	2:22.768	46.597	46	2:26.232	1'52.315			
50	2:16.697	5.273	93	2:17.779	12.987	24	2:22.697	53.053	81	2:30.301	2'09.116			
31	2:17.696	5.772	17	2:17.605	13.243	55	2:23.466	1'00.127	Vuelta 9					
48	2:17.289	6.589	74	2:17.725	13.484	80	2:26.697	1'18.099	99	2:15.594				
93	2:17.891	7.771	11	2:17.577	13.632	34	2:26.857	1'18.134	96	2:15.367	7.198			
9	2:17.898	7.776	53	2:21.660	19.916	46	2:26.457	1'30.783	14	2:15.485	7.298			
74	2:18.045	7.977	70	2:23.096	30.358	81	2:30.378	1'39.448	69	2:16.047	7.470			
17	2:17.964	8.760	24	2:22.999	37.261	Vuelta 7			16	2:17.623	15.834			
53	2:18.599	9.013	55	2:23.620	43.035	99	2:15.648		20	2:17.847	15.957			
11	2:18.113	9.098	80	2:27.474	53.389	96	2:15.855	6.535	50	2:17.844	16.145			
70	2:22.244	14.590	34	2:26.898	54.793	14	2:16.153	6.650	72	2:18.009	16.177			
24	2:23.424	20.833	81	2:30.191	1'02.531	69	2:16.282	6.722	9	2:15.900	16.523			
55	2:25.305	25.466	46	2:26.057	1'08.276	72	2:17.834	10.135	31	2:17.188	16.767			
80	2:27.279	27.049	Vuelta 5			20	2:17.074	12.820	93	2:17.671	24.514			
34	2:27.889	29.911	99	2:14.814		16	2:17.302	12.936	11	2:18.135	25.970			
81	2:29.664	32.682	96	2:15.982	5.294	50	2:17.037	12.967	48	2:17.883	26.048			
46	2:27.216	45.310	69	2:15.937	5.399	31	2:16.860	13.365	74	2:17.705	26.058			
Vuelta 3			14	2:16.063	5.464	9	2:16.380	15.872	17	2:17.889	26.375			
99	2:15.495		72	2:16.667	6.342	93	2:17.448	20.248	53	2:22.576	55.514			
96	2:16.323	2.936	16	2:16.579	9.776	74	2:17.563	20.518	70	2:23.108	1'10.010			
14	2:16.280	3.035	20	2:16.743	9.808	48	2:17.694	20.617	24	2:22.350	1'14.497			
			50	2:16.866	9.924	11	2:17.442	20.753	55	2:24.677	1'26.847			
									34	2:27.453	1'53.619			



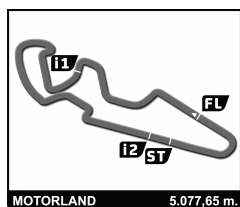
CHALLENGE80 / MOTO4

RFME CAMPEONATO DE ESPAÑA DE VELOCIDAD

Carrera

Vuelta a vuelta

Vlt.	Tiempo	Sector 1	Sector 2	Sector 3	Km/h	T. Sesión	Vlt.	Tiempo	Sector 1	Sector 2	Sector 3	Km/h	T. Sesión		
9	NICOLAS CZYBA	GER						2	2:17.964	38.835	1:13.749	25.380	174.5	4:42.733	
	BLUMAQ HMA RACING	BEON						3	2:17.253	38.564	1:13.041	25.648	180.9	6:59.986	
1	2:23.851	43.358	1:15.282	25.211	175.6	2:23.851	4	2:17.605	38.567	1:13.713	25.325	175.0	9:17.591		
2	2:17.898	39.252	1:13.406	25.240	180.9	4:41.749	5	2:17.849	38.893	1:13.814	25.142	175.3	11:35.440		
3	2:16.549	38.647	1:12.822	25.080	175.6	6:58.298	6	2:17.487	38.281	1:13.527	25.679	173.6	13:52.927		
4	2:16.929	38.654	1:13.092	25.183	172.8	9:15.227	7	2:17.936	39.425	1:13.349	25.162	177.3	16:10.863		
5	2:17.159	38.535	1:13.342	25.282	172.2	11:32.386	8	2:18.570	39.149	1:13.717	25.704	168.0	18:29.433		
6	2:16.994	38.711	1:13.023	25.260	173.1	13:49.380	9	2:17.889	38.984	1:13.811	25.094	176.5	20:47.322		
7	2:16.380	38.274	1:12.873	25.233	173.1	16:05.760	10	2:17.950	39.219	1:13.343	25.388	175.3	23:05.272		
8	2:15.810	38.296	1:12.395	25.119	175.0	18:21.570									
9	2:15.900	38.143	1:12.606	25.151	177.6	20:37.470									
10	2:17.533	38.577	1:13.723	25.233	175.6	22:55.003									
11	ALEX ESCRIG RECHE	ESP						20	VINCENT FALCONE	FRA					
	TEAM MOMN	BEON							TFC RACING	BEON					
1	2:24.958	44.074	1:15.468	25.416	173.6	2:24.958	1	2:21.933	42.165	1:14.093	25.675	175.0	2:21.933		
2	2:18.113	38.845	1:13.809	25.459	173.1	4:43.071	2	2:17.248	38.798	1:13.445	25.005	178.5	4:39.181		
3	2:17.332	38.509	1:13.293	25.530	173.4	7:00.403	3	2:16.175	38.445	1:12.763	24.967	180.9	6:55.356		
4	2:17.577	38.301	1:13.780	25.496	173.6	9:17.980	4	2:16.871	38.555	1:13.016	25.300	174.8	9:12.227		
5	2:17.824	38.472	1:13.997	25.355	175.0	11:35.804	5	2:16.743	38.400	1:13.142	25.201	175.0	11:28.970		
6	2:17.395	38.390	1:13.666	25.339	173.9	13:53.199	6	2:16.664	38.183	1:13.154	25.327	176.2	13:45.634		
7	2:17.442	38.665	1:13.435	25.342	173.1	16:10.641	7	2:17.074	38.425	1:13.192	25.457	172.5	16:02.708		
8	2:18.141	38.814	1:13.575	25.752	167.2	18:28.782	8	2:16.349	38.789	1:12.792	24.768	179.7	18:19.057		
9	2:18.135	38.899	1:13.436	25.800	171.4	20:46.917	9	2:17.847	38.766	1:13.792	25.289	174.2	20:36.904		
10	2:18.277	38.595	1:13.944	25.738	170.6	23:05.194	10	2:18.109	38.713	1:14.487	24.909	185.9	22:55.013		
14	PEDRO ACOSTA SANCHEZ	ESP						24	GERARD MARTIN CLANCHET	ESP					
	CUNA DE CAMPEONES	MIR RACING							TEAM IGAX	BEON					
1	2:19.806	41.100	1:13.203	25.503	175.3	2:19.806	1	2:31.382	47.108	1:17.793	26.481	170.3	2:31.382		
2	2:16.417	38.344	1:12.556	25.517	176.5	4:36.223	2	2:23.424	40.393	1:16.234	26.797	169.3	4:54.806		
3	2:16.280	38.262	1:12.477	25.541	173.6	6:52.503	3	2:23.804	40.644	1:16.268	26.892	168.2	7:18.610		
4	2:16.060	38.780	1:12.105	25.175	176.2	9:08.563	4	2:22.999	40.437	1:15.761	26.801	168.0	9:41.609		
5	2:16.063	38.494	1:12.437	25.132	176.8	11:24.626	5	2:22.987	40.256	1:16.086	26.645	169.3	12:04.596		
6	2:15.759	38.281	1:12.395	25.083	178.8	13:40.385	6	2:22.697	40.061	1:15.975	26.661	168.5	14:27.293		
7	2:16.153	38.451	1:12.443	25.259	177.0	15:56.538	7	2:22.821	39.994	1:16.033	26.794	166.7	16:50.114		
8	2:16.222	38.412	1:12.354	25.456	176.8	18:12.760	8	2:22.980	40.212	1:16.173	26.595	168.0	19:13.094		
9	2:15.485	38.125	1:12.073	25.287	178.5	20:28.245	9	2:22.350	39.973	1:15.884	26.493	168.5	21:35.444		
10	2:15.839	38.162	1:12.153	25.524	174.2	22:44.084	10	2:22.578	40.073	1:15.975	26.530	168.0	23:58.022		
16	JAMIE WILLIAM DAVIS	GBR						31	ADRIAN FERNANDEZ GONZALEZ	ESP					
	FAU55 RACING	BEON							LAGLISSE ACADEMY	BEON					
1	2:22.059	42.599	1:13.629	25.831	176.2	2:22.059	1	2:22.049	42.476	1:14.165	25.408	176.5	2:22.049		
2	2:16.671	38.542	1:12.792	25.337	173.9	4:38.730	2	2:17.696	38.697	1:13.609	25.390	176.5	4:39.745		
3	2:16.530	38.575	1:12.658	25.297	173.4	6:55.260	3	2:16.648	38.490	1:12.719	25.439	177.3	6:56.393		
4	2:17.099	38.721	1:13.002	25.376	174.8	9:12.359	4	2:16.750	38.408	1:13.161	25.181	178.2	9:13.143		
5	2:16.579	38.457	1:13.004	25.118	175.6	11:28.938	5	2:16.234	38.180	1:12.950	25.104	179.4	11:29.377		
6	2:16.584	38.694	1:12.899	24.991	178.8	13:45.522	6	2:17.016	38.494	1:13.135	25.387	176.8	13:46.393		
7	2:17.302	38.693	1:13.239	25.370	172.5	16:02.824	7	2:16.860	38.494	1:13.202	25.164	175.9	16:03.253		
8	2:16.334	38.374	1:12.903	25.057	175.0	18:19.158	8	2:17.273	38.517	1:13.292	25.464	175.3	18:20.526		
9	2:17.623	38.716	1:13.471	25.436	172.0	20:36.781	9	2:17.188	38.444	1:13.321	25.423	172.0	20:37.714		
10	2:18.246	38.943	1:13.790	25.513	170.9	22:55.027	10	2:18.967	38.790	1:14.299	25.878	171.2	22:56.681		
17	DANIEL MUÑOZ FERNANDEZ	ESP						34	VASCO CORREIA ESTURADO	POR					
	GECI MOTOSPORT	BEON							TEAM MOTO CLUBE LOULE CONCELHC	BEON					
1	2:24.769	43.643	1:15.549	25.577	179.1	2:24.769	1	2:35.995	49.380	1:19.524	27.091	163.4	2:35.995		
							2	2:27.889	41.583	1:19.289	27.017	163.9	5:03.884		
							3	2:28.359	41.443	1:19.885	27.031	161.2	7:32.243		
							4	2:26.898	41.523	1:18.333	27.042	161.7	9:59.141		
							5	2:26.376	41.057	1:18.235	27.084	162.9	12:25.517		



CHALLENGE80 / MOTO4

RFME CAMPEONATO DE ESPAÑA DE VELOCIDAD

Carrera

Vuelta a vuelta

Mejor Personal Mejor de la sesión B Cruzando la línea de meta por el pit lane.

Vlt.	Tiempo	Sector 1	Sector 2	Sector 3	Km/h	T. Sesión
6	2:26.857	41.282	1:18.570	27.005	161.9	14:52.374
7	2:27.055	41.145	1:18.752	27.158	158.6	17:19.429
8	2:27.684	41.040	1:19.157	27.487	163.9	19:47.113
9	2:27.453	41.648	1:18.803	27.002	162.2	22:14.566
10	2:26.441	41.114	1:18.618	26.709	161.7	24:41.007

46 AITOR COSTA ALMAGRO ESP						
TEAM QUINTO						
Vlt.	Tiempo	Sector 1	Sector 2	Sector 3	Km/h	T. Sesión
1	2:52.067	1:05.909	1:18.929	27.229	162.4	2:52.067
2	2:27.216	41.776	1:18.096	27.344	161.4	5:19.283
3	2:27.284	41.697	1:18.130	27.457	160.5	7:46.567
4	2:26.057	41.462	1:17.480	27.115	161.4	10:12.624
5	2:25.942	41.124	1:17.624	27.194	159.8	12:38.566
6	2:26.457	41.333	1:17.677	27.447	161.0	15:05.023
7	2:26.413	41.573	1:17.393	27.447	160.0	17:31.436
8	2:26.232	41.366	1:17.391	27.475	159.5	19:57.668
9	2:25.320	41.309	1:16.954	27.057	162.7	22:22.988
10	2:25.501	41.315	1:16.992	27.194	161.0	24:48.489

48 IVAN ORTOLA DIEZ ESP						
MRW-ASPAR TEAM						
Vlt.	Tiempo	Sector 1	Sector 2	Sector 3	Km/h	T. Sesión
1	2:23.273	43.212	1:14.801	25.260	175.0	2:23.273
2	2:17.289	38.540	1:13.383	25.366	173.6	4:40.562
3	2:17.829	38.727	1:13.756	25.346	170.6	6:58.391
4	2:17.487	38.760	1:13.367	25.360	172.8	9:15.878
5	2:18.685	38.820	1:14.013	25.852	169.0	11:34.563
6	2:18.248	38.826	1:13.655	25.767	168.5	13:52.811
7	2:17.694	38.637	1:13.627	25.430	173.4	16:10.505
8	2:18.607	39.065	1:14.114	25.428	174.5	18:29.112
9	2:17.883	38.831	1:13.144	25.908	169.3	20:46.995
10	2:18.121	38.617	1:13.795	25.709	165.9	23:05.116

50 ONDREJ VOSTATEK CZE						
BLUMAQA HMA RACING BEON						
Vlt.	Tiempo	Sector 1	Sector 2	Sector 3	Km/h	T. Sesión
1	2:22.549	43.133	1:14.318	25.098	177.0	2:22.549
2	2:16.697	38.352	1:13.483	24.862	179.4	4:39.246
3	2:16.193	38.410	1:12.866	24.917	181.8	6:55.439
4	2:16.781	38.602	1:13.048	25.131	178.5	9:12.220
5	2:16.866	38.488	1:13.188	25.190	175.6	11:29.086
6	2:16.732	38.436	1:12.933	25.363	179.7	13:45.818
7	2:17.037	38.379	1:13.240	25.418	171.2	16:02.855
8	2:16.393	38.745	1:12.781	24.867	180.6	18:19.248
9	2:17.844	38.746	1:13.837	25.261	176.2	20:37.092
10	2:18.248	39.015	1:13.899	25.334	177.6	22:55.340

53 MICHAL BULIK SVK						
ETG RACING BEON						
Vlt.	Tiempo	Sector 1	Sector 2	Sector 3	Km/h	T. Sesión
1	2:24.387	44.126	1:15.005	25.256	177.9	2:24.387
2	2:18.599	38.942	1:13.967	25.690	173.4	4:42.986
3	2:19.618	38.965	1:14.170	26.483	170.3	7:02.604
4	2:21.660	39.859	1:15.111	26.690	165.4	9:24.264
5	2:22.364	40.084	1:15.602	26.678	166.2	11:46.628
6	2:22.109	40.059	1:15.359	26.691	164.9	14:08.737
7	2:22.283	39.983	1:15.473	26.827	164.1	16:31.020
8	2:22.865	40.228	1:15.735	26.902	164.9	18:53.885
9	2:22.576	40.266	1:15.486	26.824	165.6	21:16.461

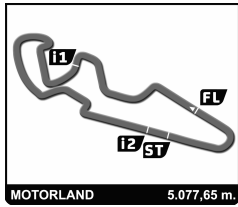
Vlt.	Tiempo	Sector 1	Sector 2	Sector 3	Km/h	T. Sesión
10	2:22.276	40.041	1:15.447	26.788	165.6	23:38.737

55 BORJA GOMEZ RUS ESP						
FAU55RACING BEON						
Vlt.	Tiempo	Sector 1	Sector 2	Sector 3	Km/h	T. Sesión
1	2:34.134	50.585	1:17.140	26.409	172.5	2:34.134
2	2:25.305	42.127	1:16.514	26.664	168.5	4:59.439
3	2:24.324	40.789	1:16.766	26.769	167.4	7:23.763
4	2:23.620	40.878	1:16.138	26.604	166.9	9:47.383
5	2:23.518	40.666	1:16.292	26.560	167.7	12:10.901
6	2:23.466	40.503	1:16.285	26.678	166.7	14:34.367
7	2:24.148	40.678	1:16.611	26.859	166.2	16:58.515
8	2:24.602	40.901	1:16.745	26.956	165.4	19:23.117
9	2:24.677	41.029	1:16.647	27.001	164.9	21:47.794
10	2:22.720	40.448	1:15.878	26.394	168.7	24:10.514

69 MARCOS RUDA COMINO ESP						
ETG RACING BEON						
Vlt.	Tiempo	Sector 1	Sector 2	Sector 3	Km/h	T. Sesión
1	2:19.766	40.981	1:13.199	25.586	172.8	2:19.766
2	2:17.132	38.774	1:13.020	25.338	175.6	4:36.898
3	2:15.886	37.977	1:12.563	25.346	173.1	6:52.784
4	2:15.840	38.712	1:12.291	24.837	175.0	9:08.624
5	2:15.937	38.285	1:12.473	25.179	177.3	11:24.561
6	2:15.767	38.229	1:12.571	24.967	181.2	13:40.328
7	2:16.282	38.625	1:12.653	25.004	178.5	15:56.610
8	2:15.760	38.265	1:12.353	25.142	177.6	18:12.370
9	2:16.047	38.639	1:12.046	25.362	179.1	20:28.417
10	2:16.548	38.419	1:11.806	26.323	177.3	22:44.965

70 JOSHUA WHATLEY GBR						
TEAM MOMN						
Vlt.	Tiempo	Sector 1	Sector 2	Sector 3	Km/h	T. Sesión
1	2:26.319	44.383	1:16.057	25.879	172.8	2:26.319
2	2:22.244	39.781	1:15.959	26.504	168.2	4:48.563
3	2:23.047	40.308	1:16.054	26.685	165.6	7:11.610
4	2:23.096	40.556	1:15.994	26.546	165.1	9:34.706
5	2:23.363	40.470	1:16.343	26.550	165.6	11:58.069
6	2:22.768	40.255	1:15.972	26.541	166.2	14:20.837
7	2:23.319	40.535	1:16.082	26.702	164.4	16:44.156
8	2:23.693	40.598	1:16.431	26.664	165.1	19:07.849
9	2:23.108	40.558	1:15.893	26.657	165.4	21:30.957
10	2:23.279	40.324	1:16.310	26.645	164.6	23:54.236

72 OSCAR ALMONACIL CARRERO ESP						
RC SPORT						
Vlt.	Tiempo	Sector 1	Sector 2	Sector 3	Km/h	T. Sesión
1	2:19.686	41.372	1:13.048	25.266	177.9	2:19.686
2	2:16.560	38.633	1:12.709	25.218	176.8	4:36.246
3	2:16.377	38.427	1:12.762	25.188	175.0	6:52.623
4	2:16.214	38.783	1:12.512	24.919	174.5	9:08.837
5	2:16.667	38.492	1:13.050	25.125	174.8	11:25.504
6	2:16.685	38.152	1:13.144	25.389	174.2	13:42.189
7	2:17.834	38.562	1:13.629	25.643	170.9	16:00.023
8	2:19.092	39.151	1:14.254	25.687	170.6	18:19.115
9	2:18.009	38.623	1:14.022	25.364	175.9	20:37.124
10	2:18.060	38.801	1:13.799	25.460	174.5	22:55.184



CHALLENGE80 / MOTO4

RFME CAMPEONATO DE ESPAÑA DE VELOCIDAD

Carrera

Vuelta a vuelta

Mejor Personal Mejor de la sesión B Cruzando la línea de meta por el pit lane.

Vlt.	Tiempo	Sector 1	Sector 2	Sector 3	Km/h	T. Sesión	Vlt.	Tiempo	Sector 1	Sector 2	Sector 3	Km/h	T. Sesión	
74	DAIJIRO SAKO JPN TEAM IGAX							96	DANIEL HOLGADO MIRALLES ESP BORJA SPORT TEAM					
1	2:23.905	43.332	1:15.334	25.239	175.9	2:23.905	1	2:19.642	40.861	1:13.246	25.535	174.2	2:19.642	
2	2:18.045	38.984	1:13.883	25.178	176.8	4:41.950	2	2:16.439	38.433	1:12.548	25.458	176.8	4:36.081	
3	2:18.157	38.882	1:13.326	25.949	180.3	7:00.107	3	2:16.323	38.301	1:12.504	25.518	173.9	6:52.404	
4	2:17.725	38.602	1:13.820	25.303	173.1	9:17.832	4	2:16.070	38.353	1:12.526	25.191	176.5	9:08.474	
5	2:16.852	38.294	1:13.486	25.072	178.2	11:34.684	5	2:15.982	38.406	1:12.427	25.149	177.3	11:24.456	
6	2:18.159	39.228	1:13.629	25.302	178.2	13:52.843	6	2:16.112	38.220	1:12.501	25.391	176.5	13:40.568	
7	2:17.563	38.839	1:13.295	25.429	174.2	16:10.406	7	2:15.855	38.160	1:12.431	25.264	175.3	15:56.423	
8	2:18.894	39.269	1:13.976	25.649	173.4	18:29.300	8	2:16.355	38.364	1:12.314	25.677	170.6	18:12.778	
9	2:17.705	39.240	1:13.204	25.261	173.9	20:47.005	9	2:15.367	38.040	1:12.015	25.312	176.5	20:28.145	
10	2:18.035	39.289	1:13.236	25.510	173.1	23:05.040	10	2:15.835	38.568	1:11.765	25.502	173.9	22:43.980	
80	VICTOR ALONSO RODILLA ESP XCTECH							99	JOSE ANTONIO RUEDA RUIZ ESP EUROTRADRACING TEAM					
1	2:33.743	47.601	1:19.249	26.893	167.7	2:33.743	1	2:18.272	40.434	1:12.589	25.249	173.9	2:18.272	
2	2:27.279	41.452	1:18.867	26.960	166.7	5:01.022	2	2:15.701	38.010	1:12.412	25.279	174.5	4:33.973	
3	2:29.241	41.904	1:19.751	27.586	163.6	7:30.263	3	2:15.495	37.991	1:12.131	25.373	173.9	6:49.468	
4	2:27.474	41.723	1:18.600	27.151	164.9	9:57.737	4	2:14.880	37.917	1:11.804	25.159	174.5	9:04.348	
5	2:27.905	41.644	1:18.797	27.464	162.9	12:25.642	5	2:14.814	37.748	1:11.915	25.151	175.0	11:19.162	
6	2:26.697	41.456	1:18.312	26.929	165.4	14:52.339	6	2:15.078	37.822	1:12.098	25.158	174.5	13:34.240	
7	2:27.511	41.370	1:18.539	27.602	162.4	17:19.850	7	2:15.648	38.029	1:12.369	25.250	174.5	15:49.888	
8	2:27.193	42.196	1:17.547	27.450	163.4	19:47.043	8	2:15.465	37.932	1:12.255	25.278	173.6	18:05.353	
9	2:27.699	41.869	1:18.648	27.182	163.4	22:14.742	9	2:15.594	38.088	1:12.283	25.223	175.3	20:20.947	
10	2:28.103	43.285	1:17.817	27.001	163.6	24:42.845	10	2:16.166	38.048	1:12.721	25.397	174.5	22:37.113	
81	JESUS DE LAS HERAS FERNANDEZ ESP DMT													
1	2:36.991	49.252	1:19.838	27.901	160.0	2:36.991								
2	2:29.664	42.312	1:19.404	27.948	167.2	5:06.655								
3	2:30.033	42.452	1:19.440	28.141	163.6	7:36.688								
4	2:30.191	42.437	1:19.474	28.280	162.7	10:06.879								
5	2:36.431	47.924	1:20.220	28.287	163.9	12:43.310								
6	2:30.378	42.398	1:19.735	28.245	163.6	15:13.688								
7	2:30.480	42.418	1:19.677	28.385	160.5	17:44.168								
8	2:30.301	42.492	1:19.442	28.367	161.7	20:14.469								
9	2:33.176	42.264	1:22.080	28.832	156.1	22:47.645								
89	MARCOS URIARTE RODRIGUEZ ESP DMT TEAM													
1	4:25.973	2:24.958	1:31.012	30.003	148.4	4:25.973								
2	3:34.292 B	45.906	2:08.902	39.484	128.6	8:00.265								
93	TOM BERÇOT FRA PINAMOTO RS													
1	2:23.853	43.084	1:15.547	25.222	181.2	2:23.853								
2	2:17.891	38.967	1:13.577	25.347	178.2	4:41.744								
3	2:17.812	39.002	1:13.233	25.577	177.3	6:59.556								
4	2:17.779	38.764	1:13.549	25.466	175.3	9:17.335								
5	2:17.451	38.663	1:13.436	25.352	179.1	11:34.786								
6	2:17.902	39.586	1:12.952	25.364	176.8	13:52.688								
7	2:17.448	38.646	1:13.327	25.475	173.6	16:10.136								
8	2:17.654	38.732	1:13.170	25.752	171.7	18:27.790								
9	2:17.671	38.817	1:13.256	25.598	173.4	20:45.461								
10	2:17.511	38.461	1:13.277	25.773	172.8	23:02.972								