

## CHALLENGE80 / MOTO4

### RFME CAMPEONATO DE ESPAÑA DE VELOCIDAD

#### Entrenamiento Cronometrado 2

#### Clasificación

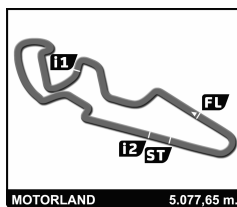
Nº	Piloto	Nac	Equipo	Moto	Neumaticos	Tiempo	Vlt.	Total	Dif.	Km/h
1	99 JOSE ANTONIO RUEDA RUIZ	ESP	EUROTRADISRACING TEAM	TPR	DUNLOP	Moto4	2:14.819	9 13	-	135.6
2	69 MARCOS RUDA COMINO	ESP	ETG RACING	BEON	DUNLOP	Moto4	2:15.915	4 8	+1.096	134.5
3	14 PEDRO ACOSTA SANCHEZ	ESP	CUNA DE CAMPEONES	MIR RACING	DUNLOP	Moto4	2:16.182	10 12	+1.363	134.2
4	20 VINCENT FALCONE	FRA	TFC RACING	BEON	DUNLOP	Moto4	2:16.461	11 12	+1.642	133.9
5	50 ONDREJ VOSTATEK	CZE	BLUMAQ HMA RACING	BEON	DUNLOP	Moto4	2:16.472	12 13	+1.653	133.9
6	96 DANIEL HOLGADO MIRALLES	ESP	BORJA SPORT TEAM		DUNLOP	Moto4	2:16.849	10 13	+2.030	133.6
7	31 ADRIAN FERNANDEZ GONZALEZ	ESP	LAGLISSE ACADEMY		DUNLOP	CH80	2:16.873	4 11	+2.054	133.5
8	16 JAMIE WILLIAM DAVIS	GBR	FAU55 RACING	BEON	DUNLOP	Moto4	2:17.080	13 13	+2.261	133.3
9	9 NICOLAS CZYBA	GER	BLUMAQ HMA RACING	BEON	DUNLOP	Moto4	2:17.251	13 13	+2.432	133.2
10	74 DAIJIRO SAKO	JPN	TEAM IGAX		DUNLOP	CH80	2:17.629	4 12	+2.810	132.8
11	17 DANIEL MUÑOZ FERNANDEZ	ESP	GECI MOTOSPORT		DUNLOP	Moto4	2:17.705	3 9	+2.886	132.7
12	72 OSCAR ALMONACIL CARRERO	ESP	RC SPORT		DUNLOP	Moto4	2:17.855	4 10	+3.036	132.6
13	48 IVAN ORTOLA DIEZ	ESP	MRW-ASPAR TEAM		DUNLOP	CH80	2:17.984	4 13	+3.165	132.5
14	11 ALEX ESCRIG RECHE	ESP	TEAM MOMN		DUNLOP	CH80	2:18.560	3 4	+3.741	131.9
15	93 TOM BERÇOT	FRA	PINAMOTO RS	BEON	DUNLOP	Moto4	2:19.321	12 12	+4.502	131.2
16	70 JOSHUA WHATLEY	GBR	TEAM MOMN		DUNLOP	CH80	2:19.763	3 12	+4.944	130.8
17	53 MICHAL BULIK	SVK	ETG RACING	BEON	DUNLOP	Moto4	2:19.932	3 12	+5.113	130.6
18	19 MARKEL MATA SABATEL	ESP	AMR COMPETICION		DUNLOP	Moto4	2:20.327	7 12	+5.508	130.2
19	58 IÑIGO IGLESIAS BRAVO	ESP	IMC TEAM		DUNLOP	CH80	2:20.387	3 10	+5.568	130.2
20	47 ADRIAN HUERTAS DEL OLMO	ESP	CUNA DE CAMPEONES - TEST RIDER	MIR RACING	DUNLOP	85cc.	2:20.682	8 8	+5.863	129.9
21	49 JULIO GARCIA GONZALEZ	ESP	EUROTRADISRACING TEAM - TEST RIDER	TPR	DUNLOP	85cc.	2:21.344	9 12	+6.525	129.3
22	24 GERARD MARTIN CLANCHET	ESP	TEAM IGAX		DUNLOP	CH80	2:21.749	11 12	+6.930	128.9
23	55 BORJA GOMEZ RUS	ESP	FAU55RACING	BEON	DUNLOP	Moto4	2:21.888	12 12	+7.069	128.8
24	89 MARCOS URIARTE RODRIGUEZ	ESP	DMT TEAM		DUNLOP	CH80	2:22.264	2 9	+7.445	128.5
25	59 GABIN PLANQUES	FRA	XCTECH		DUNLOP	CH80	2:23.186	8 12	+8.367	127.6
26	84 DAVID VARGAS GARRIDO	ESP	EMA COMPETICIÓN		DUNLOP	CH80	2:23.457	13 13	+8.638	127.4
27	80 VICTOR ALONSO RODILLA	ESP	XCTECH		DUNLOP	CH80	2:24.716	6 13	+9.897	126.3
28	34 VASCO CORREIA ESTURRADO	POR	TEAM MOTO CLUBE LOULE CONCELHO		DUNLOP	CH80	2:24.891	11 13	+10.072	126.1
29	46 AITOR COSTA ALMAGRO	ESP	TEAM QUINTO		DUNLOP	CH80	2:27.110	5 7	+12.291	124.2
30	81 JESUS DE LAS HERAS FERNANDEZ	ESP	DMT		DUNLOP	Moto4	2:29.865	4 11	+15.046	122.0

Vuelta Rápida	Vlt. 9	JOSE ANTONIO RUEDA RUIZ	2:14.819	135.6 Kph
---------------	--------	-------------------------	----------	-----------

Hora de publicación: .....

Estado de la pista: **SECO**

Director de carrera:	Cronometrador:
----------------------	----------------



# CHALLENGE80 / MOTO4

## RFME CAMPEONATO DE ESPAÑA DE VELOCIDAD

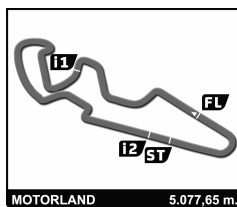
### Entrenamientos Cronometrados

### Clasificación

Nº	Piloto	Nat	Equipo	Moto	Sesión 1		Sesión 2		Tiempo	Dif.
					Tiempo	Vlt.	Tiempo	Vlt.		
1	99 JOSE ANTONIO RUEDA RUIZ	ESP	EUROTRADISRACING TEAM	Moto4	2:13.538	11	2:14.819	9	2:13.538	
2	14 PEDRO ACOSTA SANCHEZ	ESP	CUNA DE CAMPEONES	Moto4	2:15.482	9	2:16.182	10	2:15.482	+1.944
3	69 MARCOS RUDA COMINO	ESP	ETG RACING	Moto4	2:15.961	6	2:15.915	4	2:15.915	+2.377
4	20 VINCENT FALCONE	FRA	TFC RACING	Moto4	2:15.990	8	2:16.461	11	2:15.990	+2.452
5	50 ONDREJ VOSTATEK	CZE	BLUMAQ HMA RACING	Moto4	2:17.629	11	2:16.472	12	2:16.472	+2.934
6	72 OSCAR ALMONACIL CARRERO	ESP	RC SPORT	Moto4	2:16.538	9	2:17.855	4	2:16.538	+3.000
7	96 DANIEL HOLGADO MIRALLES	ESP	BORJA SPORT TEAM	Moto4	2:16.612	7	2:16.849	10	2:16.612	+3.074
8	93 TOM BERÇOT	FRA	PINAMOTO RS	Moto4	2:16.612	10	2:19.321	12	2:16.612	+3.074
9	9 NICOLAS CZYBA	GER	BLUMAQ HMA RACING	Moto4	2:16.777	11	2:17.251	13	2:16.777	+3.239
10	31 ADRIAN FERNANDEZ GONZALEZ	ESP	LAGLISSE ACADEMY	CH80	2:16.901	9	2:16.873	4	2:16.873	+3.335
11	16 JAMIE WILLIAM DAVIS	GBR	FAU55 RACING	Moto4	2:17.086	10	2:17.080	13	2:17.080	+3.542
12	74 DAIJIRO SAKO	JPN	TEAM IGAX	CH80	2:18.126	9	2:17.629	4	2:17.629	+4.091
13	17 DANIEL MUÑOZ FERNANDEZ	ESP	GECI MOTOSPORT	Moto4	2:19.532	3	2:17.705	3	2:17.705	+4.167
14	48 IVAN ORTOLA DIEZ	ESP	MRW-ASPAR TEAM	CH80	2:18.329	8	2:17.984	4	2:17.984	+4.446
15	11 ALEX ESCRIG RECHE	ESP	TEAM MOMN	CH80	2:18.133	9	2:18.560	3	2:18.133	+4.595
16	53 MICHAL BULIK	SVK	ETG RACING	Moto4	2:18.925	9	2:19.932	3	2:18.925	+5.387
17	70 JOSHUA WHATLEY	GBR	TEAM MOMN	CH80	2:19.547	7	2:19.763	3	2:19.547	+6.009
18	47 ADRIAN HUERTAS DEL OLMO	ESP	CUNA DE CAMPEONES - TEST RIDER	85cc.*	2:19.897	9	2:20.682	8	2:19.897	+6.359
19	19 MARKEL MATA SABATEL	ESP	AMR COMPETICION	Moto4	2:20.689	5	2:20.327	7	2:20.327	+6.789
20	58 IÑIGO IGLESIAS BRAVO	ESP	IMC TEAM	CH80	2:20.482	9	2:20.387	3	2:20.387	+6.849
21	24 GERARD MARTIN CLANCHET	ESP	TEAM IGAX	CH80	2:20.528	9	2:21.749	11	2:20.528	+6.990
22	59 GABIN PLANQUES	FRA	XCTECH	CH80	2:20.611	8	2:23.186	8	2:20.611	+7.073
23	89 MARCOS URIARTE RODRIGUEZ	ESP	DMT TEAM	CH80	2:20.970	8	2:22.264	2	2:20.970	+7.432
24	49 JULIO GARCIA GONZALEZ	ESP	EUROTRADISRACING TEAM - TEST RIDER	85cc.*	2:25.929	5	2:21.344	9	2:21.344	+7.806
25	55 BORJA GOMEZ RUS	ESP	FAU55RACING	Moto4	2:21.829	10	2:21.888	12	2:21.829	+8.291
26	84 DAVID VARGAS GARRIDO	ESP	EMA COMPETICIÓN	CH80	2:24.128	7	2:23.457	13	2:23.457	+9.919
27	80 VICTOR ALONSO RODILLA	ESP	XCTECH	CH80	2:24.042	8	2:24.716	6	2:24.042	+10.504
28	34 VASCO CORREIA ESTURRADO	POR	TEAM MOTO CLUBE LOULE CONCELHO	CH80	2:26.507	4	2:24.891	11	2:24.891	+11.353
29	46 AITOR COSTA ALMAGRO	ESP	TEAM QUINTO	CH80	2:27.003	9	2:27.110	5	2:27.003	+13.465
30	81 JESUS DE LAS HERAS FERNANDE	ESP	DMT	Moto4	2:32.827	4	2:29.865	4	2:29.865	+16.327

Hora publicación: .....

Director de carrera:	Cronometrador:
----------------------	----------------



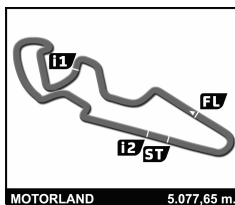
## CHALLENGE80 / MOTO4

### RFME CAMPEONATO DE ESPAÑA DE VELOCIDAD

#### Entrenamiento Cronometrado 2

#### Mejores tiempos de sector

SECTOR 1			SECTOR 2			SECTOR 3			Pos	Piloto	Vuelta Ideal	Mejor Vuelta
Pos	Piloto	Tiempo	Piloto	Tiempo	Piloto	Tiempo	Pos	Piloto				
1	99 J.RUEDA RUIZ	37.807	99 J.RUEDA RUIZ	1:11.757	9 N.CZYBA	24.658	1	99 J.RUEDA RUIZ	2:14.437	2:14.819	(1)	
2	14 P.ACOSTA SANCHEZ	37.898	96 D.HOLGADO MIRALLES	1:12.405	20 V.FALCONE	24.692	2	14 P.ACOSTA SANCHEZ	2:15.348	2:16.182	(3)	
3	69 M.RUDA COMINO	38.056	14 P.ACOSTA SANCHEZ	1:12.414	99 J.RUEDA RUIZ	24.873	3	69 M.RUDA COMINO	2:15.863	2:15.915	(2)	
4	50 O.VOSTATEK	38.287	69 M.RUDA COMINO	1:12.534	14 P.ACOSTA SANCHEZ	25.036	4	20 V.FALCONE	2:15.882	2:16.461	(4)	
5	20 V.FALCONE	38.332	16 J.DAVIS	1:12.804	50 O.VOSTATEK	25.068	5	96 D.HOLGADO MIRALLES	2:16.007	2:16.849	(6)	
6	31 A.FERNANDEZ GONZALEZ	38.440	50 O.VOSTATEK	1:12.827	96 D.HOLGADO MIRALLES	25.097	6	50 O.VOSTATEK	2:16.182	2:16.472	(5)	
7	96 D.HOLGADO MIRALLES	38.505	20 V.FALCONE	1:12.858	48 I.ORTOLA DIEZ	25.150	7	9 N.CZYBA	2:16.422	2:17.251	(9)	
8	16 J.DAVIS	38.597	31 A.FERNANDEZ GONZALEZ	1:12.862	74 D.SAKO	25.259	8	31 A.FERNANDEZ GONZALEZ	2:16.566	2:16.873	(7)	
9	9 N.CZYBA	38.625	9 N.CZYBA	1:13.139	31 A.FERNANDEZ GONZALEZ	25.264	9	16 J.DAVIS	2:16.685	2:17.080	(8)	
10	48 I.ORTOLA DIEZ	38.694	74 D.SAKO	1:13.409	69 M.RUDA COMINO	25.273	10	74 D.SAKO	2:17.478	2:17.629	(10)	
11	72 O.ALMONACIL CARRERO	38.726	17 D.MUÑOZ FERNANDEZ	1:13.419	16 J.DAVIS	25.284	11	48 I.ORTOLA DIEZ	2:17.482	2:17.984	(13)	
12	74 D.SAKO	38.810	72 O.ALMONACIL CARRERO	1:13.548	17 D.MUÑOZ FERNANDEZ	25.385	12	17 D.MUÑOZ FERNANDEZ	2:17.705	2:17.705	(11)	
13	11 A.ESCRIG RECHE	38.824	48 I.ORTOLA DIEZ	1:13.638	72 O.ALMONACIL CARRERO	25.482	13	72 O.ALMONACIL CARRERO	2:17.756	2:17.855	(12)	
14	70 J.WHATLEY	38.853	11 A.ESCRIG RECHE	1:13.934	93 T.BERÇOT	25.559	14	11 A.ESCRIG RECHE	2:18.376	2:18.560	(14)	
15	17 D.MUÑOZ FERNANDEZ	38.901	53 M.BULIK	1:14.207	11 A.ESCRIG RECHE	25.618	15	93 T.BERÇOT	2:18.943	2:19.321	(15)	
16	49 J.GARCIA GONZALEZ	39.126	93 T.BERÇOT	1:14.255	53 M.BULIK	25.694	16	53 M.BULIK	2:19.324	2:19.932	(17)	
17	93 T.BERÇOT	39.129	19 M.MATA SABATEL	1:14.574	49 J.GARCIA GONZALEZ	25.827	17	19 M.MATA SABATEL	2:19.747	2:20.327	(18)	
18	19 M.MATA SABATEL	39.306	47 A.HUERTAS DEL OLMO	1:14.698	19 M.MATA SABATEL	25.867	18	70 J.WHATLEY	2:19.763	2:19.763	(16)	
19	53 M.BULIK	39.423	58 I.IGLESIAS BRAVO	1:14.908	70 J.WHATLEY	25.935	19	58 I.IGLESIAS BRAVO	2:20.364	2:20.387	(19)	
20	58 I.IGLESIAS BRAVO	39.474	70 J.WHATLEY	1:14.975	58 I.IGLESIAS BRAVO	25.982	20	47 A.HUERTAS DEL OLMO	2:20.624	2:20.682	(20)	
21	47 A.HUERTAS DEL OLMO	39.695	89 M.URRIARTE RODRIGUEZ	1:15.188	89 M.URRIARTE RODRIGUEZ	26.036	21	49 J.GARCIA GONZALEZ	2:20.876	2:21.344	(21)	
22	24 G.MARTIN CLANCHET	39.831	24 G.MARTIN CLANCHET	1:15.234	55 B.GÓMEZ RUS	26.072	22	24 G.MARTIN CLANCHET	2:21.155	2:21.749	(22)	
23	59 G.PLANQUES	40.102	55 B.GÓMEZ RUS	1:15.406	24 G.MARTIN CLANCHET	26.090	23	89 M.URRIARTE RODRIGUEZ	2:21.476	2:22.264	(24)	
24	55 B.GÓMEZ RUS	40.123	49 J.GARCIA GONZALEZ	1:15.923	47 A.HUERTAS DEL OLMO	26.231	24	55 B.GÓMEZ RUS	2:21.601	2:21.888	(23)	
25	89 M.URRIARTE RODRIGUEZ	40.252	59 G.PLANQUES	1:16.182	59 G.PLANQUES	26.231	25	59 G.PLANQUES	2:22.515	2:23.186	(25)	
26	84 D.VARGAS GARRIDO	40.425	84 D.VARGAS GARRIDO	1:16.414	80 V.ALONSO RODILLA	26.350	26	84 D.VARGAS GARRIDO	2:23.295	2:23.457	(26)	
27	80 V.ALONSO RODILLA	40.459	80 V.ALONSO RODILLA	1:17.283	84 D.VARGAS GARRIDO	26.456	27	80 V.ALONSO RODILLA	2:24.092	2:24.716	(27)	
28	34 V.ESTURRADO	40.496	34 V.ESTURRADO	1:17.744	34 V.ESTURRADO	26.525	28	34 V.ESTURRADO	2:24.765	2:24.891	(28)	
29	46 A.COSTA ALMAGRO	41.321	46 A.COSTA ALMAGRO	1:18.030	46 A.COSTA ALMAGRO	27.067	29	46 A.COSTA ALMAGRO	2:26.418	2:27.110	(29)	
30	81 J.DE LAS HERAS FERNANDEZ	42.306	81 J.DE LAS HERAS FERNANDEZ	1:19.343	81 J.DE LAS HERAS FERNANDEZ	27.777	30	81 J.DE LAS HERAS FERNANDEZ	2:29.426	2:29.865	(30)	



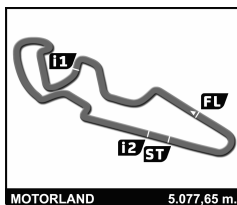
## CHALLENGE80 / MOTO4

### RFME CAMPEONATO DE ESPAÑA DE VELOCIDAD

#### Después de Entrenamiento Cronometrado 2

#### Velocidad máxima del evento

Piloto	Equipo	Moto	V. Max	Vlt.	Sesión
9 NICOLAS CZYBA	BLUMAQ HMA RACING	BEON	184.9	9	Entrenamiento Cronometra
93 TOM BERÇOT	PINAMOTO RS	BEON	184.3	9	Entrenamiento Cronometra
20 VINCENT FALCONE	TFC RACING	BEON	183.4	8	Entrenamiento Cronometra
48 IVAN ORTOLA DIEZ	MRW-ASPAR TEAM	CH80	181.8	12	Entrenamiento Cronometra
14 PEDRO ACOSTA SANCHEZ	CUNA DE CAMPEONES	MIR RACING	181.5	12	Entrenamiento Cronometra
58 IÑIGO IGLESIAS BRAVO	IMC TEAM	CH80	181.2	2	Entrenamiento Cronometra
50 ONDREJ VOSTATEK	BLUMAQ HMA RACING	BEON	180.9	1	Entrenamiento Cronometra
96 DANIEL HOLSADO MIRALLES	BORJA SPORT TEAM	Moto4	180.0	10	Entrenamiento Cronometra
99 JOSE ANTONIO RUEDA RUIZ	EUROTRADISRACING TEAM	TPR	179.7	11	Entrenamiento Cronometra
31 ADRIAN FERNANDEZ GONZALEZ	LAGLISSE ACADEMY	CH80	179.4	2	Entrenamiento Cronometra
72 OSCAR ALMONACIL CARRERO	RC SPORT	Moto4	178.8	10	Entrenamiento Cronometra
11 ALEX ESCRIG RECHE	TEAM MOMN	CH80	178.5	3	Entrenamiento Cronometra
69 MARCOS RUDA COMINO	ETG RACING	BEON	178.5	6	Entrenamiento Cronometra
74 DAIJIRO SAKO	TEAM IGAX	CH80	178.5	3	Entrenamiento Cronometra
16 JAMIE WILLIAM DAVIS	FAU55 RACING	BEON	178.2	3	Entrenamiento Cronometra
47 ADRIAN HUERTAS DEL OLMO	CUNA DE CAMPEONES - TEST RIDER	MIR RACING	85cc.*	9	Entrenamiento Cronometra
17 DANIEL MUÑOZ FERNANDEZ	GECI MOTOSPORT	Moto4	177.0	1	Entrenamiento Cronometra
24 GERARD MARTIN CLANCHET	TEAM IGAX	CH80	176.5	8	Entrenamiento Cronometra
53 MICHAL BULIK	ETG RACING	BEON	175.9	8	Entrenamiento Cronometra
70 JOSHUA WHATLEY	TEAM MOMN	CH80	175.6	10	Entrenamiento Cronometra
49 JULIO GARCIA GONZALEZ	EUROTRADISRACING TEAM - TEST RIDER	TPR	85cc.*	8	Entrenamiento Cronometra
19 MARKEL MATA SABATEL	AMR COMPETICION	Moto4	174.5	1	Entrenamiento Cronometra
59 GABIN PLANQUES	XCTECH	CH80	174.5	2	Entrenamiento Cronometra
80 VICTOR ALONSO RODILLA	XCTECH	CH80	173.6	6	Entrenamiento Cronometra
55 BORJA GOMEZ RUS	FAU55RACING	BEON	173.1	11	Entrenamiento Cronometra
89 MARCOS URIARTE RODRIGUEZ	DMT TEAM	CH80	168.2	3	Entrenamiento Cronometra
84 DAVID VARGAS GARRIDO	EMA COMPETICIÓN	CH80	168.0	1	Entrenamiento Cronometra
81 JESUS DE LAS HERAS FERNANDEZ	DMT	Moto4	165.9	8	Entrenamiento Cronometra
46 AITOR COSTA ALMAGRO	TEAM QUINTO	CH80	164.9	10	Entrenamiento Cronometra
34 VASCO CORREIA ESTURRADO	TEAM MOTO CLUBE LOULE CONCELHO	CH80	164.4	2	Entrenamiento Cronometra



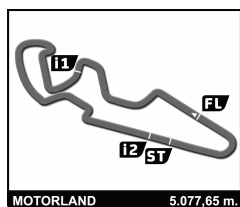
## CHALLENGE80 / MOTO4

### RFME CAMPEONATO DE ESPAÑA DE VELOCIDAD

#### Entrenamiento Cronometrado 2

#### Secuencia de vueltas rápidas

Tiempo de sesión	Piloto	Equipo	Moto	Neumaticos	Tiempo	km/h	Vlt.
4:54.696	89 MARCOS URIARTE RODRIGUEZ	DMT TEAM		DUNLOP CHK	2:22.264	128.5	2
5:08.727	93 TOM BERÇOT	PINAMOTO RS	BEON	DUNLOP Mot	2:20.522	130.1	2
5:28.719	96 DANIEL HOLGADO MIRALLES	BORJA SPORT TEAM		DUNLOP Mot	2:17.373	133.0	2
7:45.865	96 DANIEL HOLGADO MIRALLES	BORJA SPORT TEAM		DUNLOP Mot	2:17.146	133.3	3
8:32.862	14 PEDRO ACOSTA SANCHEZ	CUNA DE CAMPEONES	MIR RACING	DUNLOP Mot	2:16.251	134.1	3
10:49.279	69 MARCOS RUDA COMINO	ETG RACING	BEON	DUNLOP Mot	2:15.915	134.5	4
11:03.499	99 JOSE ANTONIO RUEDA RUIZ	EUROTRADISRACING TEAM	TPR	DUNLOP Mot	2:15.653	134.7	4
15:38.297	99 JOSE ANTONIO RUEDA RUIZ	EUROTRADISRACING TEAM	TPR	DUNLOP Mot	2:15.409	135.0	6
17:53.535	99 JOSE ANTONIO RUEDA RUIZ	EUROTRADISRACING TEAM	TPR	DUNLOP Mot	2:15.238	135.1	7
22:24.769	99 JOSE ANTONIO RUEDA RUIZ	EUROTRADISRACING TEAM	TPR	DUNLOP Mot	2:14.819	135.6	9



# CHALLENGE80 / MOTO4

## RFME CAMPEONATO DE ESPAÑA DE VELOCIDAD

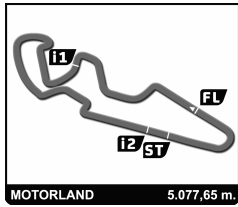
### Entrenamiento Cronometrado 2

Vuelta a vuelta

Mejor Personal Mejor de la sesión B Cruzando la línea de meta por el pit lane.

Vlt.	Tiempo	Sector 1	Sector 2	Sector 3	Km/h	T. Sesión	Vlt.	Tiempo	Sector 1	Sector 2	Sector 3	Km/h	T. Sesión	
<b>9</b>	<b>NICOLAS CZYBA</b> GER							<b>17</b>	<b>DANIEL MUÑOZ FERNANDEZ</b> ESP					
	BLUMAQ HMA RACING BEON								GECI MOTOSPORT					
1	3:12.652	1:05.604	1:41.353	25.695	175.9	3:12.652	1	3:54.022	2:12.306	1:16.185	25.531	177.0	3:54.022	
2	2:22.852	40.206	1:16.221	26.425	164.4	5:35.504	2	2:19.015	39.720	1:13.692	25.603	174.8	6:13.037	
3	2:27.239	41.711	1:19.982	25.546	173.6	8:02.743	3	<b>2:17.705</b>	<b>38.901</b>	<b>1:13.419</b>	<b>25.385</b>	176.8	8:30.742	
4	2:18.654	38.823	1:14.082	25.749	175.0	10:21.397	4	2:18.278	38.989	1:13.771	25.518	173.4	10:49.020	
5	2:18.182	39.078	1:13.646	25.458	172.0	12:39.579	5	2:28.269 B	39.180	1:15.378	33.711	174.2	13:17.289	
6	2:17.866	38.826	1:13.921	25.119	176.8	14:57.445	6	11:57.406	...	1:15.969	26.100	172.2	25:14.695	
7	2:17.444	38.756	1:13.506	25.182	175.0	17:14.889	7	2:19.035	39.113	1:14.157	25.765	173.6	27:33.730	
8	2:22.395	38.762	1:18.496	25.137	174.8	19:37.284	8	2:19.856	39.647	1:14.042	26.167	167.4	29:53.586	
9	2:18.458	<b>38.625</b>	1:14.827	25.006	176.8	21:55.742	9	2:19.039	39.017	1:14.184	25.838	171.2	32:12.625	
10	2:17.366	38.839	1:13.869	<b>24.658</b>	180.0	24:13.108								
11	2:17.443	38.940	1:13.615	24.888	177.6	26:30.551								
12	2:17.824	38.697	1:13.557	25.570	172.8	28:48.375								
13	<b>2:17.251</b>	39.065	<b>1:13.139</b>	25.047	179.1	31:05.626								
<b>11</b>	<b>ALEX ESCRIG RECHE</b> ESP							<b>19</b>	<b>MARKEL MATA SABATEL</b> ESP					
	TEAM MOMN								AMR COMPETICION					
1	3:13.200	1:26.677	1:20.271	26.252	175.9	3:13.200	1	3:11.719	1:06.172	1:37.444	28.103	157.9	3:11.719	
2	2:21.690	40.113	1:15.868	25.709	170.6	5:34.890	2	2:21.074	39.498	1:15.522	26.054	173.9	5:32.793	
3	<b>2:18.560</b>	<b>38.824</b>	1:14.118	<b>25.618</b>	170.9	7:53.450	3	2:20.763	<b>39.306</b>	1:14.890	26.567	173.6	7:53.556	
4	11:59.789 B	38.849	<b>1:13.934</b>	...	167.7	19:53.239	4	2:21.221	39.949	1:14.750	26.522	173.6	10:14.777	
							5	2:20.949	39.310	1:15.171	26.468	171.7	12:35.726	
							6	2:21.223	40.131	1:14.986	26.106	172.2	14:56.949	
							7	<b>2:20.327</b>	39.886	<b>1:14.574</b>	<b>25.867</b>	173.1	17:17.276	
							8	2:39.023 B	46.435	1:19.169	33.419	159.5	19:56.299	
							9	4:15.546	2:27.689	1:21.609	26.248	169.5	24:11.845	
							10	2:20.688	39.952	1:14.846	25.890	173.4	26:32.533	
							11	2:22.266	39.503	1:16.429	26.334	170.9	28:54.799	
							12	2:21.987	39.552	1:15.625	26.810	170.9	31:16.786	
<b>14</b>	<b>PEDRO ACOSTA SANCHEZ</b> ESP							<b>20</b>	<b>VINCENT FALCONE</b> FRA					
	CUNA DE CAMPEONES MIR RACING								TFC RACING BEON					
1	3:57.355	2:11.101	1:20.904	25.350	175.0	3:57.355	1	3:28.244 B	1:35.688	1:19.069	33.487	168.7	3:28.244	
2	2:19.256	39.845	1:13.835	25.576	175.6	6:16.611	2	3:00.488	1:06.560	1:26.651	27.277	159.8	6:28.732	
3	2:16.251	<b>37.898</b>	1:12.783	25.570	173.6	8:32.862	3	2:20.512	41.591	1:13.459	25.462	175.6	8:49.244	
4	2:21.862	38.079	1:18.055	25.728	172.5	10:54.724	4	2:17.767	38.681	1:13.512	25.574	171.4	11:07.011	
5	2:23.800 B	39.075	1:12.456	32.269	172.2	13:18.524	5	2:19.103	39.741	1:13.689	25.673	172.5	13:26.114	
6	3:53.980	2:14.607	1:13.688	25.685	174.2	17:12.504	6	2:18.547	39.143	1:13.953	25.451	173.4	15:44.661	
7	2:24.611	38.191	1:21.016	25.404	175.0	19:37.115	7	2:27.369 B	40.110	1:15.991	31.268	172.0	18:12.030	
8	2:17.146	38.632	1:13.441	25.073	179.7	21:54.261	8	3:42.448	2:02.713	1:15.043	<b>24.692</b>	180.9	21:54.478	
9	2:17.946	40.049	1:12.840	25.057	178.5	24:12.207	9	2:17.236	39.259	1:12.886	25.091	179.4	24:11.714	
10	<b>2:16.182</b>	38.055	1:12.472	25.655	174.5	26:28.389	10	2:17.722	39.536	1:13.199	24.987	178.5	26:29.436	
11	2:20.785	38.570	1:17.024	25.191	176.5	28:49.174	11	<b>2:16.461</b>	<b>38.332</b>	<b>1:12.858</b>	25.271	176.5	28:45.897	
12	2:16.721	39.271	<b>1:12.414</b>	<b>25.036</b>	181.5	31:05.895	12	2:18.325	38.955	1:13.826	25.544	174.8	31:04.222	
<b>16</b>	<b>JAMIE WILLIAM DAVIS</b> GBR							<b>24</b>	<b>GERARD MARTIN CLANCHET</b> ESP					
	FAU55 RACING BEON								TEAM IGAX					
1	3:52.674	2:09.253	1:17.537	25.884	171.4	3:52.674	1	3:13.377	1:12.106	1:31.161	30.110	141.7	3:13.377	
2	2:20.005	40.963	1:13.537	25.505	175.0	6:12.679	2	2:22.542	40.568	1:15.713	26.261	175.0	5:35.919	
3	2:17.960	38.992	1:13.419	25.549	172.5	8:30.639	3	2:24.641	41.718	1:16.329	26.594	172.2	8:00.560	
4	2:17.700	38.836	1:13.155	25.709	169.3	10:48.339	4	2:23.873	40.276	1:16.929	26.668	170.3	10:24.433	
5	2:17.767	39.051	1:13.325	25.391	173.9	13:06.106	5	2:23.664	40.430	1:16.120	27.114	168.0	12:48.097	
6	2:17.444	38.832	1:13.128	25.484	172.0	15:23.550	6	2:36.427 B	41.105	1:20.081	35.241	152.3	15:24.524	
7	2:17.170	38.761	1:13.027	25.382	173.1	17:40.720	7	3:11.387	1:26.097	1:18.578	26.712	172.2	18:35.911	
8	2:17.259	38.961	1:12.946	25.352	173.1	19:57.979	8	2:22.976	40.608	1:16.278	<b>26.090</b>	168.7	20:58.887	
9	2:25.412	38.666	1:19.248	27.498	157.2	22:23.391	9	2:22.322	<b>39.831</b>	1:16.130	26.361	170.9	23:21.209	
10	2:17.680	39.592	<b>1:12.804</b>	<b>25.284</b>	173.6	24:41.071	10	2:24.171	42.159	1:15.671	26.341	172.5	25:45.380	
11	2:17.160	<b>38.597</b>	1:13.111	25.452	172.8	26:58.231	11	<b>2:21.749</b>	40.379	<b>1:15.234</b>	26.136	172.8	28:07.129	
12	2:17.239	38.794	1:13.132	25.313	173.4	29:15.470								
13	<b>2:17.080</b>	38.817	1:12.935	25.328	172.2	31:32.550								





# CHALLENGE80 / MOTO4

## RFME CAMPEONATO DE ESPAÑA DE VELOCIDAD

### Entrenamiento Cronometrado 2

Vuelta a vuelta

Mejor Personal Mejor de la sesión B Cruzando la línea de meta por el pit lane.

Vlt.	Tiempo	Sector 1	Sector 2	Sector 3	Km/h	T. Sesión
12	2:22.045	40.028	1:15.613	26.404	170.9	30:29.174

31 ADRIAN FERNANDEZ GONZALEZ ESP						
LAGLISSE ACADEMY						
1	3:27.421 B	1:38.184	1:16.936	32.301	167.7	3:27.421
2	2:45.978	1:06.716	1:13.998	25.264	179.4	6:13.399
3	2:20.311	39.002	1:15.669	25.640	175.6	8:33.710
4	2:16.873	38.464	1:12.862	25.547	173.1	10:50.583
5	2:17.673	38.440	1:13.504	25.729	173.6	13:08.256
6	2:17.269	38.513	1:13.299	25.457	172.8	15:25.525
7	2:17.126	38.730	1:12.917	25.479	175.9	17:42.651
8	2:17.475	38.774	1:13.288	25.413	173.9	20:00.126
9	2:27.651 B	38.929	1:16.145	32.577	171.4	22:27.777
10	5:55.679	3:59.274	1:29.272	27.133	169.3	28:23.456
11	2:17.908	38.979	1:13.403	25.526	173.6	30:41.364

34 VASCO CORREIA ESTURRADO POR						
TEAM MOTO CLUBE LOULE CONCELHC						
1	2:40.502	52.072	1:21.215	27.215	163.1	2:40.502
2	2:29.080	41.616	1:20.636	26.828	163.1	5:09.582
3	2:28.082	41.467	1:19.697	26.918	162.7	7:37.664
4	2:27.649	41.474	1:19.006	27.169	162.9	10:05.313
5	2:27.559	41.928	1:18.559	27.072	162.9	12:32.872
6	2:25.972	41.338	1:17.933	26.701	162.9	14:58.844
7	2:26.101	40.496	1:18.727	26.878	162.7	17:24.945
8	2:27.471	41.684	1:18.998	26.789	162.7	19:52.416
9	2:26.198	40.937	1:18.515	26.746	162.2	22:18.614
10	2:25.916	41.020	1:18.282	26.614	162.4	24:44.530
11	2:24.891	40.588	1:17.744	26.559	163.1	27:09.421
12	2:26.442	40.972	1:18.935	26.535	162.7	29:35.863
13	2:27.661	42.126	1:19.010	26.525	162.4	32:03.524

46 AITOR COSTA ALMAGRO ESP						
TEAM QUINTO						
1	2:48.248	1:01.037	1:19.634	27.577	161.4	2:48.248
2	2:28.145	41.769	1:18.918	27.458	163.1	5:16.393
3	2:28.505	42.105	1:18.649	27.751	158.1	7:44.898
4	2:37.325	42.547	1:26.952	27.826	159.1	10:22.223
5	2:27.110	42.013	1:18.030	27.067	163.6	12:49.333
6	2:27.744	41.321	1:18.668	27.755	156.7	15:17.077
7	9:43.633 B	42.540				25:00.710

47 ADRIAN HUERTAS DEL OLMO ESP						
CUNA DE CAMPEONES - TEST RIDER MIR RACING						
1	3:42.579	1:17.183	1:52.855	32.541	128.9	3:42.579
2	2:28.520	40.230	1:15.731	32.559	169.0	6:11.099
3	2:27.051	42.731	1:16.595	27.725	161.0	8:38.150
4	7:19.979 B					15:58.129
5	7:52.777	6:07.806	1:16.747	28.224	157.0	23:50.906
6	2:26.955	41.127	1:17.397	28.431	151.5	26:17.861
7	2:21.277	40.096	1:14.950	26.231	170.6	28:39.138
8	2:20.682	39.695	1:14.698	26.289	169.5	30:59.820

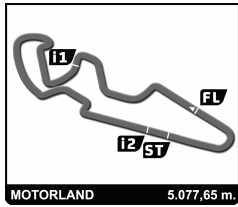
48 IVAN ORTOLA DIEZ ESP						
MRW-ASPAR TEAM						

Vlt.	Tiempo	Sector 1	Sector 2	Sector 3	Km/h	T. Sesión
1	3:13.265	1:05.821	1:41.557	25.887	177.6	3:13.265
2	2:19.003	39.139	1:14.581	25.283	180.0	5:32.268
3	2:18.871	38.989	1:14.132	25.750	173.6	7:51.139
4	2:17.984	38.901	1:13.640	25.443	177.3	10:09.123
5	2:20.149	39.386	1:15.049	25.714	171.4	12:29.272
6	2:24.601	40.546	1:18.348	25.707	169.3	14:53.873
7	2:19.035	39.680	1:13.843	25.512	174.2	17:12.908
8	2:19.187	38.694	1:14.833	25.660	172.5	19:32.095
9	2:20.602	39.139	1:15.131	26.332	167.4	21:52.697
10	2:19.689	39.882	1:14.416	25.391	175.0	24:12.386
11	2:18.867	39.068	1:14.009	25.790	171.7	26:31.253
12	2:18.005	39.217	1:13.638	25.150	181.8	28:49.258
13	2:19.061	39.134	1:14.267	25.660	176.2	31:08.319

49 JULIO GARCIA GONZALEZ ESP						
EUROTRADRACING TEAM - TEST RID TPR						
1	3:14.332	1:17.459	1:29.653	27.220	174.2	3:14.332
2	2:25.880	42.789	1:16.742	26.349	166.2	5:40.212
3	2:23.022	40.083	1:16.768	26.171	166.4	8:03.234
4	2:35.605	39.771	1:28.306	27.528	161.9	10:38.839
5	2:38.767 B	42.572	1:18.398	37.797	160.0	13:17.606
6	3:53.249	2:08.239	1:18.174	26.836	165.1	17:10.855
7	2:22.890	40.687	1:16.086	26.117	167.7	19:33.745
8	2:22.901	40.877	1:16.197	25.827	174.8	21:56.646
9	2:21.344	39.126	1:15.923	26.295	166.2	24:17.990
10	2:23.687	40.771	1:16.624	26.292	166.9	26:41.677
11	2:22.955	40.269	1:16.290	26.396	166.7	29:04.632
12	2:23.208	40.269	1:16.402	26.537	166.2	31:27.840

50 ONDREJ VOSTATEK CZE						
BLUMAQ HMA RACING BEON						
1	3:13.336	1:05.913	1:41.583	25.840	180.9	3:13.336
2	2:19.418	40.007	1:13.717	25.694	180.6	5:32.754
3	2:18.071	38.976	1:13.652	25.443	174.5	7:50.825
4	2:17.846	38.910	1:13.502	25.434	178.2	10:08.671
5	2:20.553	39.483	1:15.313	25.757	169.5	12:29.224
6	2:24.692	43.636	1:15.758	25.298	173.9	14:53.916
7	2:18.836	39.431	1:13.696	25.709	177.6	17:12.752
8	2:25.205	41.107	1:18.319	25.779	170.9	19:37.957
9	2:18.397	38.290	1:14.545	25.562	176.8	21:56.354
10	2:17.008	38.437	1:13.498	25.073	176.8	24:13.362
11	2:18.362	38.921	1:14.373	25.068	176.2	26:31.724
12	2:16.472	38.287	1:12.827	25.358	173.4	28:48.196
13	2:17.696	38.916	1:13.274	25.506	172.8	31:05.892

53 MICHAL BULIK SVK						
ETG RACING BEON						
1	3:12.845	1:26.875	1:20.027	25.943	174.5	3:12.845
2	2:21.067	39.921	1:15.047	26.099	173.1	5:33.912
3	2:19.932	39.692	1:14.546	25.694	174.8	7:53.844
4	2:20.590	39.423	1:14.207	26.960	169.3	10:14.434
5	2:21.461	39.851	1:15.241	26.369	168.7	12:35.895
6	2:28.532 B	39.680	1:15.589	33.263	172.5	15:04.427
7	3:25.038	1:42.547	1:16.072	26.419	167.4	18:29.465
8	2:21.503	40.263	1:14.907	26.333	167.2	20:50.968
9	2:22.115	40.081	1:15.214	26.820	162.7	23:13.083



# CHALLENGE80 / MOTO4

## RFME CAMPEONATO DE ESPAÑA DE VELOCIDAD

### Entrenamiento Cronometrado 2

Vuelta a vuelta

Mejor Personal Mejor de la sesión B Cruzando la línea de meta por el pit lane.

Vlt.	Tiempo	Sector 1	Sector 2	Sector 3	Km/h	T. Sesión
10	2:32.074	49.546	1:15.852	26.676	166.7	25:45.157
11	2:21.860	40.350	1:14.924	26.586	167.4	28:07.017
12	2:21.042	39.767	1:14.704	26.571	166.2	30:28.059

55 BORJA GOMEZ RUS ESP						
FAU55RACING BEON						
Vlt.	Tiempo	Sector 1	Sector 2	Sector 3	Km/h	T. Sesión
1	3:00.459	1:06.247	1:27.209	27.003	169.5	3:00.459
2	2:23.568	40.994	1:16.050	26.524	170.9	5:24.027
3	2:22.374	40.359	1:15.907	26.108	170.3	7:46.401
4	2:22.900	40.552	1:15.756	26.592	168.7	10:09.301
5	2:40.202 B	40.607	1:17.005	42.590	162.9	12:49.503
6	3:58.267	2:14.894	1:16.745	26.628	168.2	16:47.770
7	2:23.088	40.668	1:15.975	26.445	170.3	19:10.858
8	2:22.202	40.448	1:15.591	26.163	170.9	21:33.060
9	2:22.410	40.578	1:15.515	26.317	169.8	23:55.470
10	2:22.466	40.456	1:15.589	26.421	171.4	26:17.936
11	2:41.161	58.838	1:16.251	26.072	173.1	28:59.097
12	2:21.888	40.123	1:15.406	26.359	171.2	31:20.985

58 IÑIGO IGLESIAS BRAVO ESP						
IMC TEAM						
Vlt.	Tiempo	Sector 1	Sector 2	Sector 3	Km/h	T. Sesión
1	3:12.286	51.955	1:37.153	43.178	85.1	3:12.286
2	2:21.821	40.387	1:15.288	26.146	177.6	5:34.107
3	2:20.387	39.497	1:14.908	25.982	175.9	7:54.494
4	2:28.554 B	39.474	1:15.127	33.953	134.0	10:23.048
5	8:06.714	6:18.053	1:22.367	26.294	174.8	18:29.762
6	2:21.330	40.218	1:14.964	26.148	175.6	20:51.092
7	2:21.550	40.183	1:14.999	26.368	169.8	23:12.642
8	2:22.707	40.408	1:15.352	26.947	169.3	25:35.349
9	2:26.784	40.294	1:16.392	30.098	169.5	28:02.133
10	2:35.537	43.258	1:23.553	28.726	157.4	30:37.670

59 GABIN PLANQUES FRA						
XCTECH						
Vlt.	Tiempo	Sector 1	Sector 2	Sector 3	Km/h	T. Sesión
1	3:11.619	1:00.869	1:36.283	34.467	134.3	3:11.619
2	2:24.644	41.784	1:16.516	26.344	174.5	5:36.263
3	2:24.236	41.073	1:16.182	26.981	165.4	8:00.499
4	2:24.583	40.613	1:17.089	26.881	168.0	10:25.082
5	2:23.333	40.102	1:16.489	26.742	165.1	12:48.415
6	2:37.929 B	40.450	1:20.970	36.509	149.6	15:26.344
7	4:13.287	2:29.290	1:17.766	26.231	173.1	19:39.631
8	2:23.186	40.176	1:16.490	26.520	165.1	22:02.817
9	2:23.931	40.706	1:16.488	26.737	163.1	24:26.748
10	2:24.310	40.831	1:16.674	26.805	164.4	26:51.058
11	2:34.200	42.129	1:19.977	32.094	139.5	29:25.258
12	2:37.788	52.647	1:18.400	26.741	166.2	32:03.046

69 MARCOS RUDA COMINO ESP						
ETG RACING BEON						
Vlt.	Tiempo	Sector 1	Sector 2	Sector 3	Km/h	T. Sesión
1	3:54.960	2:15.228	1:14.459	25.273	175.3	3:54.960
2	2:17.971	38.976	1:13.719	25.276	177.9	6:12.931
3	2:20.433	38.620	1:16.506	25.307	173.4	8:33.364
4	2:15.915	38.056	1:12.534	25.325	173.6	10:49.279
5	2:16.890	38.578	1:13.023	25.289	177.3	13:06.169
6	3:52.773 B	38.594	1:16.965	1:57.214	169.3	16:58.942
7	3:59.372	2:19.741	1:14.242	25.389	173.6	20:58.314

Vlt.	Tiempo	Sector 1	Sector 2	Sector 3	Km/h	T. Sesión
8	2:17.757	38.855	1:13.225	25.677	172.2	23:16.071

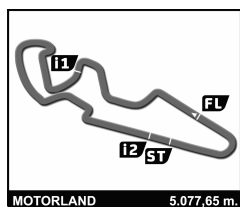
70 JOSHUA WHATLEY GBR						
TEAM MOMN						
Vlt.	Tiempo	Sector 1	Sector 2	Sector 3	Km/h	T. Sesión
1	3:11.969	52.245	1:51.876	27.848	154.5	3:11.969
2	2:23.282	40.014	1:17.224	26.044	173.1	5:35.251
3	2:19.763	38.853	1:14.975	25.935	175.3	7:55.014
4	3:08.651			26.824	166.4	11:03.665
5	2:23.341	40.969	1:16.264	26.108	171.7	13:27.006
6	2:21.993	39.597	1:16.167	26.229	169.8	15:48.999
7	2:22.804	40.118	1:16.473	26.213	170.9	18:11.803
8	2:22.913	40.366	1:16.327	26.220	169.8	20:34.716
9	2:23.072	40.148	1:16.692	26.232	170.1	22:57.788
10	2:37.586	49.692	1:21.555	26.339	175.6	25:35.374
11	2:33.822	40.166	1:27.330	26.326	170.6	28:09.196
12	2:21.999	39.745	1:16.009	26.245	170.1	30:31.195

72 OSCAR ALMONACIL CARRERO ESP						
RC SPORT						
Vlt.	Tiempo	Sector 1	Sector 2	Sector 3	Km/h	T. Sesión
1	3:12.197	1:15.790	1:30.150	26.257	178.2	3:12.197
2	2:19.980	39.603	1:14.861	25.516	175.3	5:32.177
3	2:18.560	38.955	1:13.986	25.619	174.8	7:50.737
4	2:17.855	38.726	1:13.548	25.581	175.6	10:08.592
5	2:22.996	43.940	1:13.574	25.482	172.8	12:31.588
6	2:21.792	40.581	1:15.534	25.677	170.6	14:53.380
7	2:19.182	39.107	1:14.456	25.619	177.9	17:12.562
8	2:19.079	39.244	1:14.336	25.499	173.9	19:31.641
9	2:32.088 B	39.517	1:16.906	35.665	170.1	22:03.729
10	5:23.192 B					27:26.921

74 DAIJIRO SAKO JPN						
TEAM IGAX						
Vlt.	Tiempo	Sector 1	Sector 2	Sector 3	Km/h	T. Sesión
1	3:12.006	1:17.782	1:28.280	25.944	176.8	3:12.006
2	2:20.552	39.737	1:15.080	25.735	175.3	5:32.558
3	2:18.606	39.072	1:13.984	25.550	178.5	7:51.164
4	2:17.629	38.810	1:13.409	25.410	177.9	10:08.793
5	2:20.655	39.581	1:15.017	26.057	167.7	12:29.448
6	2:28.997	42.626	1:18.668	27.703	146.9	14:58.445
7	2:18.563	39.076	1:14.019	25.468	176.8	17:17.008
8	2:29.115 B	40.414	1:15.791	32.910	174.2	19:46.123
9	4:26.971	2:08.949	1:46.319	31.703	114.2	24:13.094
10	2:18.312	39.060	1:13.993	25.259	177.9	26:31.406
11	2:17.966	38.855	1:13.656	25.455	176.8	28:49.372
12	2:18.872	39.283	1:13.933	25.656	175.0	31:08.244

80 VICTOR ALONSO RODILLA ESP						
XCTECH						
Vlt.	Tiempo	Sector 1	Sector 2	Sector 3	Km/h	T. Sesión
1	2:41.255	53.014	1:21.519	26.722	172.2	2:41.255
2	2:28.206	41.626	1:19.923	26.657	170.1	5:09.461
3	2:28.097	41.725	1:19.514	26.858	169.5	7:37.558
4	2:27.762	41.353	1:19.239	27.170	166.7	10:05.320
5	2:27.471	42.887	1:18.234	26.350	173.1	12:32.791
6	2:24.716	40.851	1:17.283	26.582	173.6	14:57.507
7	2:25.738	40.459	1:18.355	26.924	169.0	17:23.245
8	2:27.234	41.197	1:18.917	27.120	167.4	19:50.479
9	2:27.038	41.808	1:18.440	26.790	169.3	22:17.517





## CHALLENGE80 / MOTO4

### RFME CAMPEONATO DE ESPAÑA DE VELOCIDAD

#### Entrenamiento Cronometrado 2

Vuelta a vuelta

Mejor Personal Mejor de la sesión B Cruzando la línea de meta por el pit lane.

Vlt.	Tiempo	Sector 1	Sector 2	Sector 3	Km/h	T. Sesión	Vlt.	Tiempo	Sector 1	Sector 2	Sector 3	Km/h	T. Sesión
10	2:26.087	41.999	1:17.509	26.579	169.8	24:43.604	8	2:36.586 B	39.844	1:19.748	36.994	147.7	21:10.197
11	2:25.940	40.928	1:17.992	27.020	165.6	27:09.544	9	3:01.946	1:17.184	1:18.112	26.650	158.8	24:12.143
12	2:26.256	41.074	1:18.397	26.785	168.2	29:35.800	10	2:24.100	39.734	1:18.807	25.559	178.2	26:36.243
13	2:26.928	42.187	1:17.915	26.826	167.4	32:02.728	11	2:21.504	40.028	1:15.651	25.825	175.6	28:57.747

81 JESUS DE LAS HERAS FERNANDEZ ESP						
DMT						
1	3:20.247	1:08.527	1:43.414	28.306	164.1	3:20.247
2	2:30.481	42.390	1:19.829	28.262	165.1	5:50.728
3	2:30.428	42.319	1:19.510	28.599	162.2	8:21.156
4	2:29.865	42.532	1:19.343	27.990	162.7	10:51.021
5	2:47.784 B	48.167	1:25.266	34.351	162.9	13:38.805
6	4:13.811	2:15.134	1:30.499	28.178	164.9	17:52.616
7	2:38.221	49.569	1:20.331	28.321	164.1	20:30.837
8	2:29.972	42.742	1:19.453	27.777	165.9	23:00.809
9	2:31.364	43.248	1:19.620	28.496	163.6	25:32.173
10	2:39.016	47.512	1:20.618	30.886	129.0	28:11.189
11	2:30.409	42.306	1:19.860	28.243	164.6	30:41.598

84 DAVID VARGAS GARRIDO ESP						
EMA COMPETICIÓN						
1	3:13.960	1:08.490	1:38.557	26.913	168.0	3:13.960
2	2:26.066	41.487	1:17.871	26.708	166.7	5:40.026
3	2:24.568	40.425	1:17.529	26.614	167.7	8:04.594
4	2:24.759	40.470	1:17.394	26.895	164.4	10:29.353
5	2:24.699	40.823	1:17.080	26.796	163.1	12:54.052
6	2:24.558	40.652	1:17.018	26.888	165.4	15:18.610
7	2:24.214	40.656	1:16.855	26.703	165.9	17:42.824
8	2:23.763	40.525	1:16.710	26.528	165.1	20:06.587
9	2:24.065	40.889	1:16.629	26.547	165.4	22:30.652
10	2:23.957	40.861	1:16.448	26.648	165.1	24:54.609
11	2:24.477	40.836	1:16.880	26.761	166.2	27:19.086
12	2:23.908	40.823	1:16.629	26.456	166.9	29:42.994
13	2:23.457	40.502	1:16.414	26.541	166.4	32:06.451

89 MARCOS URIARTE RODRIGUEZ ESP						
DMT TEAM						
1	2:32.432	49.921	1:16.193	26.318	168.2	2:32.432
2	2:22.264	40.559	1:15.463	26.242	167.2	4:54.696
3	2:41.522 B	46.230	1:23.227	32.065	154.7	7:36.218
4	4:55.471	3:14.247	1:15.188	26.036	163.6	12:31.689
5	2:28.781 B	40.492	1:16.225	32.064	158.6	15:00.470
6	7:57.446	6:13.379	1:17.948	26.119	167.2	22:57.916
7	2:37.454	48.198	1:22.551	26.705	168.2	25:35.370
8	2:23.418	40.526	1:16.135	26.757	167.7	27:58.788
9	2:22.507	40.252	1:15.472	26.783	164.6	30:21.295

93 TOM BERÇOT FRA						
PINAMOTO RS BEON						
1	2:48.205	1:01.386	1:20.196	26.623	175.6	2:48.205
2	2:20.522	39.720	1:15.228	25.574	178.5	5:08.727
3	2:19.384	39.290	1:14.255	25.839	176.5	7:28.111
4	2:30.084 B	39.129	1:16.200	34.755	146.1	9:58.195
5	3:53.568	2:08.423	1:19.085	26.060	174.2	13:51.763
6	2:20.596	39.689	1:15.060	25.847	176.2	16:12.359
7	2:21.252	39.349	1:16.248	25.655	179.1	18:33.611

96 DANIEL HOLGADO MIRALLES ESP						
BORJA SPORT TEAM						
1	3:11.346	1:26.355	1:19.495	25.496	178.2	3:11.346
2	2:17.373	38.907	1:13.049	25.417	175.9	5:28.719
3	2:17.146	38.538	1:13.205	25.403	176.8	7:45.865
4	2:28.096	41.476	1:19.490	27.130	168.2	10:13.961
5	2:17.541	39.174	1:13.127	25.240	179.4	12:31.502
6	2:30.284	43.279	1:21.379	25.626	170.9	15:01.786
7	2:18.017	38.838	1:13.797	25.382	175.6	17:19.803
8	2:17.334	38.820	1:13.407	25.107	177.3	19:37.137
9	2:17.142	38.505	1:13.298	25.339	173.9	21:54.279
10	2:16.849	38.869	1:12.826	25.154	180.0	24:11.128
11	2:17.316	39.759	1:12.405	25.152	176.5	26:28.444
12	2:17.675	38.869	1:13.217	25.589	173.1	28:46.119
13	2:20.408	42.272	1:13.039	25.097	180.0	31:06.527

99 JOSE ANTONIO RUEDA RUIZ ESP						
EUROTRADRACING TEAM TPR						
1	3:25.802 B	1:33.509	1:20.034	32.259	168.0	3:25.802
2	3:02.586	1:08.759	1:26.697	27.130	158.8	6:28.388
3	2:19.458	41.556	1:12.468	25.434	175.9	8:47.846
4	2:15.653	38.239	1:11.757	25.657	175.9	11:03.499
5	2:19.389	41.885	1:12.143	25.361	174.5	13:22.888
6	2:15.409	38.168	1:12.116	25.125	176.5	15:38.297
7	2:15.238	38.153	1:12.012	25.073	178.8	17:53.535
8	2:16.415	38.923	1:12.329	25.163	176.5	20:09.950
9	2:14.819	37.807	1:12.139	24.873	178.8	22:24.769
10	2:15.038	37.973	1:11.820	25.245	176.2	24:39.807
11	2:15.013	38.148	1:11.767	25.098	177.6	26:54.820
12	2:19.020	38.281	1:15.497	25.242	177.0	29:13.840
13	2:15.404	38.178	1:12.081	25.145	177.6	31:29.244