

MOTORLAND 5.077,65 m.

CHALLENGE80 / MOTO4

RFME CAMPEONATO DE ESPAÑA DE VELOCIDAD

Entrenamiento Cronometrado 1

Clasificación

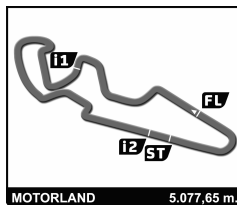
Nº	Piloto	Nac	Equipo	Moto	Neumaticos	Tiempo	Vlt.	Total	Dif.	Km/h
1	99 JOSE ANTONIO RUEDA RUIZ	ESP	EUROTRADISRACING TEAM	TPR	DUNLOP	Moto4	2:13.538	11 11	-	136.9
2	14 PEDRO ACOSTA SANCHEZ	ESP	CUNA DE CAMPEONES	MIR RACING	DUNLOP	Moto4	2:15.482	9 11	+1.944	134.9
3	69 MARCOS RUDA COMINO	ESP	ETG RACING	BEON	DUNLOP	Moto4	2:15.961	6 10	+2.423	134.4
4	20 VINCENT FALCONE	FRA	TFC RACING	BEON	DUNLOP	Moto4	2:15.990	8 11	+2.452	134.4
5	72 OSCAR ALMONACIL CARRERO	ESP	RC SPORT		DUNLOP	Moto4	2:16.538	9 11	+3.000	133.9
6	96 DANIEL HOLGADO MIRALLES	ESP	BORJA SPORT TEAM		DUNLOP	Moto4	2:16.612	7 11	+3.074	133.8
7	93 TOM BERÇOT	FRA	PINAMOTO RS	BEON	DUNLOP	Moto4	2:16.612	10 11	+3.074	133.8
8	9 NICOLAS CZYBA	GER	BLUMAQ HMA RACING	BEON	DUNLOP	Moto4	2:16.777	11 11	+3.239	133.6
9	31 ADRIAN FERNANDEZ GONZALEZ	ESP	ESCUELA DE PILOTOS 12+1		DUNLOP	CH80	2:16.901	9 10	+3.363	133.5
10	16 JAMIE WILLIAM DAVIS	GBR	FAU55 RACING	BEON	DUNLOP	Moto4	2:17.086	10 10	+3.548	133.3
11	50 ONDREJ VOSTATEK	CZE	BLUMAQ HMA RACING	BEON	DUNLOP	Moto4	2:17.629	11 11	+4.091	132.8
12	74 DAIJIRO SAKO	JPN	TEAM IGAX		DUNLOP	CH80	2:18.126	9 11	+4.588	132.3
13	11 ALEX ESCRIG RECHE	ESP	TEAM MOMN		DUNLOP	CH80	2:18.133	9 11	+4.595	132.3
14	48 IVAN ORTOLA DIEZ	ESP	MRW-ASPAR TEAM		DUNLOP	CH80	2:18.329	8 10	+4.791	132.1
15	53 MICHAL BULIK	SVK	ETG RACING	BEON	DUNLOP	Moto4	2:18.925	9 11	+5.387	131.6
16	17 DANIEL MUÑOZ FERNANDEZ	ESP	GECI MOTOSPORT		DUNLOP	Moto4	2:19.532	3 7	+5.994	131.0
17	70 JOSHUA WHATLEY	GBR	TEAM MOMN		DUNLOP	CH80	2:19.547	7 11	+6.009	131.0
18	47 ADRIAN HUERTAS DEL OLMO	ESP	CUNA DE CAMPEONES - TEST RIDER	MIR RACING	DUNLOP	85cc.	2:19.897	9 9	+6.359	130.6
19	58 IÑIGO IGLESIAS BRAVO	ESP	IMC TEAM		DUNLOP	CH80	2:20.482	9 11	+6.944	130.1
20	24 GERARD MARTIN CLANCHET	ESP	TEAM IGAX		DUNLOP	CH80	2:20.528	9 11	+6.990	130.1
21	59 GABIN PLANQUES	FRA	XCTECH		DUNLOP	CH80	2:20.611	8 11	+7.073	130.0
22	19 MARKEL MATA SABATEL	ESP	AMR COMPETICION		DUNLOP	Moto4	2:20.689	5 10	+7.151	129.9
23	89 MARCOS URIARTE RODRIGUEZ	ESP	DMT TEAM		DUNLOP	CH80	2:20.970	8 11	+7.432	129.7
24	55 BORJA GOMEZ RUS	ESP	FAU55RACING	BEON	DUNLOP	Moto4	2:21.829	10 11	+8.291	128.9
25	80 VICTOR ALONSO RODILLA	ESP	XCTECH		DUNLOP	CH80	2:24.042	8 11	+10.504	126.9
26	84 DAVID VARGAS GARRIDO	ESP	EMA COMPETICIÓN		DUNLOP	CH80	2:24.128	7 10	+10.590	126.8
27	49 JULIO GARCIA GONZALEZ	ESP	EUROTRADISRACING TEAM - TEST RIDER	TPR	DUNLOP	85cc.	2:25.929	5 10	+12.391	125.2
28	34 VASCO CORREIA ESTURRADO	POR	TEAM MOTO CLUBE LOULE CONCELHO		DUNLOP	CH80	2:26.507	4 7	+12.969	124.8
29	46 AITOR COSTA ALMAGRO	ESP	TEAM QUINTO		DUNLOP	CH80	2:27.003	9 10	+13.465	124.3
30	81 JESUS DE LAS HERAS FERNANDE	ESP	DMT		DUNLOP	Moto4	2:32.827	4 7	+19.289	119.6

Vuelta Rápida	Vlt. 11	JOSE ANTONIO RUEDA RUIZ	2:13.538	136.9 Kph
---------------	---------	-------------------------	----------	-----------

Hora de publicación:

Estado de la pista: **SECO**

Director de carrera:	Cronometrador:
----------------------	----------------



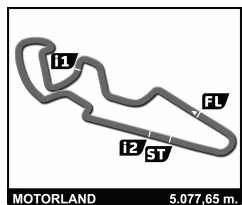
CHALLENGE80 / MOTO4

RFME CAMPEONATO DE ESPAÑA DE VELOCIDAD

Entrenamiento Cronometrado 1

Mejores tiempos de sector

SECTOR 1			SECTOR 2			SECTOR 3			Pos	Piloto	Vuelta Ideal	Mejor Vuelta
Pos	Piloto	Tiempo	Piloto	Tiempo	Piloto	Tiempo	Pos	Piloto				
1	99 J.RUEDA RUIZ	37.534	99 J.RUEDA RUIZ	1:11.345	99 J.RUEDA RUIZ	24.659	1	99 J.RUEDA RUIZ	2:13.538	2:13.538	(1)	
2	14 P.ACOSTA SANCHEZ	37.689	14 P.ACOSTA SANCHEZ	1:12.253	93 T.BERÇOT	24.819	2	14 P.ACOSTA SANCHEZ	2:15.253	2:15.482	(2)	
3	69 M.RUDA COMINO	38.248	69 M.RUDA COMINO	1:12.357	20 V.FALCONE	24.822	3	69 M.RUDA COMINO	2:15.571	2:15.961	(3)	
4	20 V.FALCONE	38.271	20 V.FALCONE	1:12.816	69 M.RUDA COMINO	24.966	4	20 V.FALCONE	2:15.909	2:15.990	(4)	
5	9 N.CZYBA	38.427	96 D.HOLGADO MIRALLES	1:12.836	9 N.CZYBA	25.029	5	96 D.HOLGADO MIRALLES	2:16.463	2:16.612	(6)	
6	96 D.HOLGADO MIRALLES	38.473	72 O.ALMONACIL CARRERO	1:12.917	72 O.ALMONACIL CARRERO	25.124	6	93 T.BERÇOT	2:16.470	2:16.612	(7)	
7	93 T.BERÇOT	38.477	16 J.DAVIS	1:12.948	16 J.DAVIS	25.140	7	9 N.CZYBA	2:16.492	2:16.777	(8)	
8	11 A.ESCRIG RECHE	38.491	9 N.CZYBA	1:13.036	96 D.HOLGADO MIRALLES	25.154	8	72 O.ALMONACIL CARRERO	2:16.533	2:16.538	(5)	
9	72 O.ALMONACIL CARRERO	38.492	31 A.FERNANDEZ GONZALEZ	1:13.087	31 A.FERNANDEZ GONZALEZ	25.165	9	16 J.DAVIS	2:16.664	2:17.086	(10)	
10	31 A.FERNANDEZ GONZALEZ	38.555	93 T.BERÇOT	1:13.174	48 I.ORTOLA DIEZ	25.208	10	31 A.FERNANDEZ GONZALEZ	2:16.807	2:16.901	(9)	
11	16 J.DAVIS	38.576	50 O.VOSTATEK	1:13.288	74 D.SAKO	25.258	11	50 O.VOSTATEK	2:17.388	2:17.629	(11)	
12	50 O.VOSTATEK	38.625	74 D.SAKO	1:13.487	14 P.ACOSTA SANCHEZ	25.311	12	74 D.SAKO	2:17.579	2:18.126	(12)	
13	70 J.WHATLEY	38.827	11 A.ESCRIG RECHE	1:13.739	11 A.ESCRIG RECHE	25.359	13	11 A.ESCRIG RECHE	2:17.589	2:18.133	(13)	
14	48 I.ORTOLA DIEZ	38.833	53 M.BULIK	1:13.879	50 O.VOSTATEK	25.475	14	48 I.ORTOLA DIEZ	2:18.040	2:18.329	(14)	
15	74 D.SAKO	38.834	48 I.ORTOLA DIEZ	1:13.999	53 M.BULIK	25.618	15	53 M.BULIK	2:18.550	2:18.925	(15)	
16	53 M.BULIK	39.053	17 D.MUÑOZ FERNANDEZ	1:14.465	24 G.MARTIN CLANCHET	25.749	16	17 D.MUÑOZ FERNANDEZ	2:19.431	2:19.532	(16)	
17	17 D.MUÑOZ FERNANDEZ	39.104	47 A.HUERTAS DEL OLMO	1:14.605	58 I.IGLESIAS BRAVO	25.773	17	70 J.WHATLEY	2:19.450	2:19.547	(17)	
18	24 G.MARTIN CLANCHET	39.388	70 J.WHATLEY	1:14.619	47 A.HUERTAS DEL OLMO	25.808	18	47 A.HUERTAS DEL OLMO	2:19.840	2:19.897	(18)	
19	89 M.URRIARTE RODRIGUEZ	39.402	59 G.PLANQUES	1:14.645	17 D.MUÑOZ FERNANDEZ	25.862	19	58 I.IGLESIAS BRAVO	2:19.971	2:20.482	(19)	
20	19 M.MATA SABATEL	39.407	58 I.IGLESIAS BRAVO	1:14.767	70 J.WHATLEY	26.004	20	24 G.MARTIN CLANCHET	2:20.000	2:20.528	(20)	
21	59 G.PLANQUES	39.414	24 G.MARTIN CLANCHET	1:14.863	89 M.URRIARTE RODRIGUEZ	26.035	21	59 G.PLANQUES	2:20.259	2:20.611	(21)	
22	47 A.HUERTAS DEL OLMO	39.427	19 M.MATA SABATEL	1:14.926	19 M.MATA SABATEL	26.095	22	19 M.MATA SABATEL	2:20.428	2:20.689	(22)	
23	58 I.IGLESIAS BRAVO	39.431	89 M.URRIARTE RODRIGUEZ	1:15.336	55 B.GOMEZ RUS	26.177	23	89 M.URRIARTE RODRIGUEZ	2:20.773	2:20.970	(23)	
24	55 B.GOMEZ RUS	39.748	55 B.GOMEZ RUS	1:15.550	59 G.PLANQUES	26.200	24	55 B.GOMEZ RUS	2:21.475	2:21.829	(24)	
25	80 V.ALONSO RODILLA	40.154	84 D.VARGAS GARRIDO	1:16.672	84 D.VARGAS GARRIDO	26.385	25	84 D.VARGAS GARRIDO	2:23.795	2:24.128	(26)	
26	49 J.GARCIA GONZALEZ	40.210	80 V.ALONSO RODILLA	1:17.239	80 V.ALONSO RODILLA	26.430	26	80 V.ALONSO RODILLA	2:23.823	2:24.042	(25)	
27	34 V.ESTURRADO	40.361	49 J.GARCIA GONZALEZ	1:17.595	34 V.ESTURRADO	26.632	27	49 J.GARCIA GONZALEZ	2:24.882	2:25.929	(27)	
28	84 D.VARGAS GARRIDO	40.738	46 A.COSTA ALMAGRO	1:18.118	46 A.COSTA ALMAGRO	26.695	28	34 V.ESTURRADO	2:25.613	2:26.507	(28)	
29	46 A.COSTA ALMAGRO	40.912	34 V.ESTURRADO	1:18.620	49 J.GARCIA GONZALEZ	27.077	29	46 A.COSTA ALMAGRO	2:25.725	2:27.003	(29)	
30	81 J.DE LAS HERAS FERNANDEZ	41.730	81 J.DE LAS HERAS FERNANDEZ	1:19.908	81 J.DE LAS HERAS FERNANDEZ	27.689	30	81 J.DE LAS HERAS FERNANDEZ	2:29.327	2:32.827	(30)	



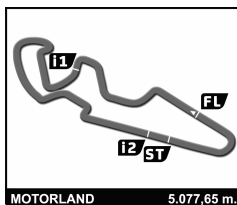
CHALLENGE80 / MOTO4

RFME CAMPEONATO DE ESPAÑA DE VELOCIDAD

Después de Entrenamiento Cronometrado 1

Velocidad máxima del evento

Piloto	Equipo	Moto	V. Max	Vlt.	Sesión
9 NICOLAS CZYBA	BLUMAQ HMA RACING	BEON	184.9	9	Entrenamiento Cronometra
93 TOM BERÇOT	PINAMOTO RS	BEON	184.3	9	Entrenamiento Cronometra
20 VINCENT FALCONE	TFC RACING	BEON	183.4	8	Entrenamiento Cronometra
58 IÑIGO IGLESIAS BRAVO	IMC TEAM	CH80	181.2	2	Entrenamiento Cronometra
99 JOSE ANTONIO RUEDA RUIZ	EUROTRADISRACING TEAM	TPR	179.7	11	Entrenamiento Cronometra
72 OSCAR ALMONACIL CARRERO	RC SPORT	Moto4	178.8	10	Entrenamiento Cronometra
11 ALEX ESCRIG RECHE	TEAM MOMN	CH80	178.5	3	Entrenamiento Cronometra
69 MARCOS RUDA COMINO	ETG RACING	BEON	178.5	6	Entrenamiento Cronometra
16 JAMIE WILLIAM DAVIS	FAU55 RACING	BEON	178.2	3	Entrenamiento Cronometra
31 ADRIAN FERNANDEZ GONZALEZ	ESCUELA DE PILOTOS 12+1	CH80	178.2	9	Entrenamiento Cronometra
47 ADRIAN HUERTAS DEL OLMO	CUNA DE CAMPEONES - TEST RIDER	MIR RACING	178.2	9	Entrenamiento Cronometra
74 DAIJIRO SAKO	TEAM IGAX	CH80	178.2	7	Entrenamiento Cronometra
96 DANIEL HOLGADO MIRALLES	BORJA SPORT TEAM	Moto4	177.6	7	Entrenamiento Cronometra
48 IVAN ORTOLA DIEZ	MRW-ASPAR TEAM	CH80	177.0	6	Entrenamiento Cronometra
14 PEDRO ACOSTA SANCHEZ	CUNA DE CAMPEONES	MIR RACING	176.8	9	Entrenamiento Cronometra
24 GERARD MARTIN CLANCHET	TEAM IGAX	CH80	176.5	8	Entrenamiento Cronometra
53 MICHAL BULIK	ETG RACING	BEON	175.9	8	Entrenamiento Cronometra
50 ONDREJ VOSTATEK	BLUMAQ HMA RACING	BEON	175.0	8	Entrenamiento Cronometra
19 MARKEL MATA SABATEL	AMR COMPETICION	Moto4	174.5	1	Entrenamiento Cronometra
59 GABIN PLANQUES	XCTECH	CH80	172.5	3	Entrenamiento Cronometra
70 JOSHUA WHATLEY	TEAM MOMN	CH80	172.2	11	Entrenamiento Cronometra
80 VICTOR ALONSO RODILLA	XCTECH	CH80	172.2	8	Entrenamiento Cronometra
55 BORJA GOMEZ RUS	FAU55RACING	BEON	171.2	1	Entrenamiento Cronometra
17 DANIEL MUÑOZ FERNANDEZ	GECI MOTOSPORT	Moto4	170.1	2	Entrenamiento Cronometra
89 MARCOS URIARTE RODRIGUEZ	DMT TEAM	CH80	168.2	3	Entrenamiento Cronometra
84 DAVID VARGAS GARRIDO	EMA COMPETICIÓN	CH80	167.2	8	Entrenamiento Cronometra
46 AITOR COSTA ALMAGRO	TEAM QUINTO	CH80	164.9	10	Entrenamiento Cronometra
34 VASCO CORREIA ESTURRADO	TEAM MOTO CLUBE LOULE CONCELHO	CH80	164.4	2	Entrenamiento Cronometra
81 JESUS DE LAS HERAS FERNANDEZ	DMT	Moto4	163.6	1	Entrenamiento Cronometra
49 JULIO GARCIA GONZALEZ	EUROTRADISRACING TEAM - TEST RIDER	TPR	160.0	2	Entrenamiento Cronometra



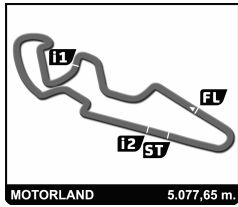
CHALLENGE80 / MOTO4

RFME CAMPEONATO DE ESPAÑA DE VELOCIDAD

Entrenamiento Cronometrado 1

Secuencia de vueltas rápidas

Tiempo de sesión	Piloto	Equipo	Moto	Neumaticos	Tiempo	km/h	Vlt.
5:00.738	19 MARKEL MATA SABATEL	AMR COMPETICION		DUNLOP Mot	2:21.431	129.2	2
5:01.096	58 IÑIGO IGLESIAS BRAVO	IMC TEAM		DUNLOP CHK	2:21.005	129.6	2
5:16.831	50 ONDREJ VOSTATEK	BLUMAQ HMA RACING	BEON	DUNLOP Mot	2:19.262	131.2	2
5:30.201	96 DANIEL HOLGADO MIRALLES	BORJA SPORT TEAM		DUNLOP Mot	2:18.027	132.4	2
5:49.276	99 JOSE ANTONIO RUEDA RUIZ	EUROTRADISRACING TEAM	TPR	DUNLOP Mot	2:16.223	134.2	2
8:04.304	99 JOSE ANTONIO RUEDA RUIZ	EUROTRADISRACING TEAM	TPR	DUNLOP Mot	2:15.028	135.4	3
10:18.959	99 JOSE ANTONIO RUEDA RUIZ	EUROTRADISRACING TEAM	TPR	DUNLOP Mot	2:14.655	135.7	4
19:56.313	99 JOSE ANTONIO RUEDA RUIZ	EUROTRADISRACING TEAM	TPR	DUNLOP Mot	2:14.403	136.0	8
26:41.884	99 JOSE ANTONIO RUEDA RUIZ	EUROTRADISRACING TEAM	TPR	DUNLOP Mot	2:13.538	136.9	11



CHALLENGE80 / MOTO4

RFME CAMPEONATO DE ESPAÑA DE VELOCIDAD

Entrenamiento Cronometrado 1

Vuelta a vuelta

Mejor Personal Mejor de la sesión B Cruzando la línea de meta por el pit lane.

Vlt.	Tiempo	Sector 1	Sector 2	Sector 3	Km/h	T. Sesión
------	--------	----------	----------	----------	------	-----------

9 NICOLAS CZYBA GER						
BLUMAQ HMA RACING						BEON
1	3:13.370	1:29.158	1:18.944	25.268	180.0	3:13.370
2	2:18.583	39.702	1:13.408	25.473	177.6	5:31.953
3	2:19.129	38.707	1:14.742	25.680	178.2	7:51.082
4	2:17.985	39.653	1:13.251	25.081	175.3	10:09.067
5	2:26.120	39.251	1:21.310	25.559	170.9	12:35.187
6	2:17.980	39.068	1:13.536	25.376	174.2	14:53.167
7	2:17.985	38.769	1:13.909	25.307	173.9	17:11.152
8	2:23.474	40.550	1:17.320	25.604	177.6	19:34.626
9	2:16.857	38.572	1:13.036	25.249	184.9	21:51.483
10	2:21.286	39.912	1:15.862	25.512	171.2	24:12.769
11	2:16.777	38.427	1:13.321	25.029	174.2	26:29.546

11 ALEX ESCRIG RECHE ESP						
TEAM MOMN						BEON
1	3:05.608	1:16.757	1:20.861	27.990	153.8	3:05.608
2	2:24.553	41.075	1:17.000	26.478	164.9	5:30.161
3	2:20.330	39.627	1:15.325	25.378	178.5	7:50.491
4	2:18.519	39.122	1:13.934	25.463	171.2	10:09.010
5	2:18.697	38.877	1:14.095	25.725	166.7	12:27.707
6	2:18.578	38.931	1:14.010	25.637	168.0	14:46.285
7	2:24.988			25.359	176.8	17:11.273
8	2:18.174	38.491	1:13.816	25.867	168.0	19:29.447
9	2:18.133	38.757	1:13.739	25.637	168.7	21:47.580
10	2:19.009	39.520	1:13.756	25.733	167.7	24:06.589
11	2:19.503	38.900	1:15.096	25.507	176.8	26:26.092

14 PEDRO ACOSTA SANCHEZ ESP						
CUNA DE CAMPEONES						MIR RACING
1	3:49.748	2:08.417	1:15.771	25.560	171.7	3:49.748
2	2:16.800	37.986	1:13.299	25.515	170.3	6:06.548
3	2:16.649	38.676	1:12.571	25.402	170.3	8:23.197
4	2:16.244	37.838	1:12.800	25.606	170.1	10:39.441
5	2:16.551	37.802	1:13.358	25.391	170.9	12:55.992
6	2:15.722	37.916	1:12.253	25.553	171.4	15:11.714
7	2:19.459	38.298	1:15.664	25.497	171.2	17:31.173
8	2:16.037	38.141	1:12.585	25.311	173.9	19:47.210
9	2:15.482	37.689	1:12.395	25.398	176.8	22:02.692
10	2:18.022	40.056	1:12.514	25.452	172.8	24:20.714
11	2:19.353	40.072	1:13.782	25.499	171.2	26:40.067

16 JAMIE WILLIAM DAVIS GBR						
FAU55 RACING						BEON
1	3:01.496	1:15.990	1:19.683	25.823	173.4	3:01.496
2	2:19.532	39.486	1:14.504	25.542	173.1	5:21.028
3	2:17.382	38.736	1:13.506	25.140	178.2	7:38.410
4	2:22.788 B	38.684	1:14.447	29.657	169.0	10:01.198
5	4:10.589	2:31.343	1:13.844	25.402	171.7	14:11.787
6	2:17.445	38.752	1:13.234	25.459	172.0	16:29.232
7	2:17.763	39.055	1:13.407	25.301	173.4	18:46.995
8	2:17.331	38.768	1:12.948	25.615	173.4	21:04.326
9	2:17.356	38.902	1:13.130	25.324	173.9	23:21.682
10	2:17.086	38.576	1:13.073	25.437	172.2	25:38.768

Vlt.	Tiempo	Sector 1	Sector 2	Sector 3	Km/h	T. Sesión
------	--------	----------	----------	----------	------	-----------

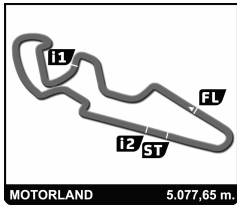
17 DANIEL MUÑOZ FERNANDEZ ESP						
GECI MOTOSPORT						BEON
1	3:30.853	1:47.766	1:16.991	26.096	168.5	3:30.853
2	2:20.219	39.554	1:14.803	25.862	170.1	5:51.072
3	2:19.532	39.104	1:14.514	25.914	170.1	8:10.604
4	2:19.572	39.178	1:14.465	25.929	168.2	10:30.176
5	2:20.616	39.125	1:15.283	26.208	164.6	12:50.792
6	2:21.624	39.752	1:15.727	26.145	168.0	15:12.416
7	8:15.312 B	1:07.266	2:04.059	5:03.987	79.6	23:27.728

19 MARKEL MATA SABATEL ESP						
AMR COMPETICION						BEON
1	2:39.307	53.053	1:19.652	26.602	174.5	2:39.307
2	2:21.431	39.617	1:15.450	26.364	173.1	5:00.738
3	2:23.192	39.808	1:16.778	26.606	167.7	7:23.930
4	2:22.606	39.771	1:16.221	26.614	170.6	9:46.536
5	2:20.689	39.555	1:14.926	26.208	171.7	12:07.225
6	2:22.570	39.827	1:16.648	26.095	171.4	14:29.795
7	2:23.218	40.575	1:15.893	26.750	167.4	16:53.013
8	2:28.705 B	39.774	1:15.231	33.700	171.7	19:21.718
9	3:59.919	2:11.206	1:21.589	27.124	168.5	23:21.637
10	2:20.878	39.407	1:15.039	26.432	170.6	25:42.515

20 VINCENT FALCONE FRA						
TFC RACING						BEON
1	3:13.282	1:27.333	1:20.543	25.406	177.0	3:13.282
2	2:18.442	39.117	1:13.989	25.336	175.3	5:31.724
3	2:18.515	38.735	1:14.341	25.439	172.5	7:50.239
4	2:35.085	44.548	1:25.059	25.478	172.2	10:25.324
5	2:18.397	38.661	1:14.328	25.408	173.1	12:43.721
6	2:17.662	38.822	1:13.706	25.134	177.0	15:01.383
7	2:17.015	39.056	1:12.999	24.960	178.5	17:18.398
8	2:15.990	38.352	1:12.816	24.822	183.4	19:34.388
9	2:16.628	38.271	1:13.079	25.278	182.1	21:51.016
10	2:16.475	38.404	1:13.208	24.863	178.2	24:07.491
11	2:18.094	39.131	1:13.400	25.563	173.1	26:25.585

24 GERARD MARTIN CLANCHET ESP						
TEAM IGAX						BEON
1	2:54.180	1:07.694	1:19.671	26.815	169.3	2:54.180
2	2:23.595	40.466	1:16.785	26.344	172.5	5:17.775
3	2:21.686	39.732	1:15.630	26.324	170.1	7:39.461
4	2:23.982	41.118	1:16.549	26.315	169.5	10:03.443
5	2:22.776	40.144	1:16.336	26.296	169.3	12:26.219
6	2:22.154	40.462	1:15.942	25.750	174.5	14:48.373
7	2:21.258	40.444	1:14.863	25.951	173.9	17:09.631
8	2:21.220	39.862	1:15.609	25.749	176.5	19:30.851
9	2:20.528	39.476	1:15.269	25.783	175.0	21:51.379
10	2:22.291	39.758	1:16.686	25.847	175.3	24:13.670
11	2:21.218	39.388	1:15.756	26.074	171.7	26:34.888

31 ADRIAN FERNANDEZ GONZALEZ ESP						
ESCUELA DE PILOTOS 12+1						BEON
1	3:14.910	1:32.213	1:16.952	25.745	176.5	3:14.910
2	2:23.738	38.663	1:19.507	25.568	173.6	5:38.648



CHALLENGE80 / MOTO4

RFME CAMPEONATO DE ESPAÑA DE VELOCIDAD

Entrenamiento Cronometrado 1

Vuelta a vuelta

Mejor Personal Mejor de la sesión B Cruzando la línea de meta por el pit lane.

Vlt.	Tiempo	Sector 1	Sector 2	Sector 3	Km/h	T. Sesión
3	2:18.236	38.681	1:13.742	25.813	170.6	7:56.884
4	2:18.328	38.664	1:13.827	25.837	168.7	10:15.212
5	2:17.020	38.555	1:13.100	25.365	175.0	12:32.232
6	2:17.418	38.747	1:13.311	25.360	175.0	14:49.650
7	2:25.482 B	38.872	1:13.842	32.768	173.9	17:15.132
8	3:49.810	2:02.404	1:21.963	25.443	174.8	21:04.942
9	2:16.901	38.649	1:13.087	25.165	178.2	23:21.843
10	2:17.236	38.571	1:13.124	25.541	175.9	25:39.079

34 VASCO CORREIA ESTURRADO POR						
TEAM MOTO CLUBE LOULE CONCELHC						
1	2:41.266	51.543	1:22.371	27.352	163.6	2:41.266
2	2:31.017	42.853	1:21.530	26.634	164.4	5:12.283
3	2:27.095	41.425	1:18.791	26.879	163.6	7:39.378
4	2:26.507	41.036	1:18.620	26.851	161.9	10:05.885
5	2:26.939	41.577	1:18.730	26.632	163.4	12:32.824
6	2:31.442 B	40.361	1:18.841	32.240	162.2	15:04.266
7	2:57.190	1:10.558	1:19.872	26.760	162.7	18:01.456

46 AITOR COSTA ALMAGRO ESP						
TEAM QUINTO						
1	3:15.130	1:22.102	1:25.035	27.993	160.7	3:15.130
2	2:28.897	41.625	1:19.933	27.339	159.3	5:44.027
3	2:27.250	41.282	1:18.787	27.181	157.7	8:11.277
4	2:32.393 B	40.912	1:18.450	33.031	157.0	10:43.670
5	3:23.976	1:37.473	1:18.870	27.633	157.0	14:07.646
6	2:27.374	41.966	1:18.158	27.250	159.3	16:35.020
7	2:32.707	45.868	1:19.165	27.674	158.8	19:07.727
8	2:27.405	41.738	1:18.303	27.364	159.5	21:35.132
9	2:27.003	41.811	1:18.118	27.074	161.0	24:02.135
10	2:27.051	41.546	1:18.810	26.695	164.9	26:29.186

47 ADRIAN HUERTAS DEL OLMO ESP						
CUNA DE CAMPEONES - TEST RIDER MIR RACING						
1	2:47.440	1:02.885	1:17.636	26.919	164.6	2:47.440
2	2:24.827	40.323	1:17.713	26.791	164.6	5:12.267
3	2:24.268	41.167	1:16.568	26.533	167.4	7:36.535
4	2:21.836	40.013	1:15.584	26.239	168.0	9:58.371
5	2:24.148	40.075	1:17.343	26.730	163.9	12:22.519
6	2:22.950	40.491	1:15.892	26.567	164.4	14:45.469
7	2:22.210	40.210	1:15.319	26.681	165.9	17:07.679
8	2:24.217	40.207	1:17.419	26.591	176.8	19:31.896
9	2:19.897	39.484	1:14.605	25.808	178.2	21:51.793

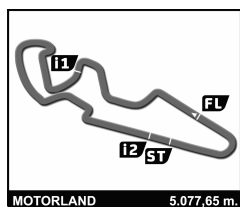
48 IVAN ORTOLA DIEZ ESP						
MRW-ASPAR TEAM						
1	3:11.659 B	1:05.547	1:27.853	38.259	150.0	3:11.659
2	4:12.773	2:31.994	1:14.639	26.140	174.8	7:24.432
3	2:20.929	39.530	1:15.068	26.331	162.7	9:45.361
4	2:21.429	39.693	1:15.343	26.393	162.2	12:06.790
5	2:32.325	40.399	1:20.569	31.357	132.2	14:39.115
6	2:29.398	45.624	1:17.947	25.827	177.0	17:08.513
7	2:21.014	39.725	1:15.475	25.814	172.5	19:29.527
8	2:18.329	38.833	1:14.288	25.208	177.0	21:47.856
9	2:19.262	39.472	1:13.999	25.791	173.9	24:07.118
10	2:18.767	38.892	1:14.361	25.514	173.4	26:25.885

49 JULIO GARCIA GONZALEZ ESP						
EUROTRADRACING TEAM - TEST RID TPR						
1	3:02.230	1:09.529	1:25.245	27.456	159.5	3:02.230
2	2:34.789 B	42.229	1:19.162	33.398	160.0	5:37.019
3	3:58.855	2:12.882	1:18.896	27.077	157.7	9:35.874
4	2:26.246	41.378	1:17.780	27.088	156.1	12:02.120
5	2:25.929	41.042	1:17.795	27.092	157.4	14:28.049
6	2:26.089	41.233	1:17.595	27.261	157.0	16:54.138
7	2:30.666	40.210	1:22.914	27.542	154.7	19:24.804
8	2:26.549	41.398	1:17.798	27.353	156.3	21:51.353
9	2:38.371	52.077	1:18.748	27.546	154.1	24:29.724
10	2:26.475	40.735	1:18.161	27.579	152.5	26:56.199

50 ONDREJ VOSTATEK CZE						
BLUMAQ HMA RACING BEON						
1	2:57.569	1:09.311	1:22.311	25.947	170.6	2:57.569
2	2:19.262	39.222	1:14.122	25.918	170.9	5:16.831
3	2:18.995	39.326	1:13.823	25.846	171.4	7:35.826
4	2:18.800	39.221	1:13.936	25.643	168.7	9:54.626
5	2:17.809	38.967	1:13.288	25.554	172.5	12:12.435
6	2:17.828	39.054	1:13.299	25.475	173.4	14:30.263
7	2:18.791	39.082	1:13.913	25.796	171.4	16:49.054
8	2:18.391	39.063	1:13.595	25.733	175.0	19:07.445
9	2:17.932	38.940	1:13.449	25.543	172.2	21:25.377
10	2:19.556	39.055	1:14.687	25.814	170.1	23:44.933
11	2:17.629	38.625	1:13.506	25.498	171.7	26:02.562

53 MICHAL BULIK SVK						
ETG RACING BEON						
1	2:37.894	52.630	1:18.435	26.829	161.0	2:37.894
2	2:23.136	40.418	1:15.819	26.899	166.7	5:01.030
3	2:23.032	40.157	1:16.238	26.637	166.4	7:24.062
4	2:26.541 B	40.121	1:16.247	30.173	170.6	9:50.603
5	2:41.757	1:00.092	1:15.408	26.257	165.1	12:32.360
6	2:20.251	39.164	1:14.903	26.184	167.2	14:52.611
7	2:21.593	39.579	1:15.952	26.062	169.3	17:14.204
8	2:20.238	39.729	1:14.891	25.618	175.9	19:34.442
9	2:18.925	39.391	1:13.879	25.655	171.7	21:53.367
10	2:19.781	39.188	1:14.833	25.760	171.7	24:13.148
11	2:19.151	39.053	1:14.022	26.076	168.0	26:32.299

55 BORJA GOMEZ RUS ESP						
FAU55RACING BEON						
1	2:38.854	52.815	1:19.298	26.741	171.2	2:38.854
2	2:21.963	39.748	1:15.550	26.665	169.3	5:00.817
3	2:23.077	39.918	1:16.626	26.533	167.2	7:23.894
4	2:22.699	39.985	1:16.102	26.612	169.3	9:46.593
5	2:38.014 B	40.076	1:15.706	42.232	143.4	12:24.607
6	3:06.270	1:23.157	1:16.605	26.508	169.0	15:30.877
7	2:22.509	40.375	1:15.897	26.237	170.3	17:53.386
8	2:21.970	39.962	1:15.724	26.284	171.2	20:15.356
9	2:21.906	40.014	1:15.715	26.177	171.2	22:37.262
10	2:21.829	39.873	1:15.681	26.275	169.0	24:59.091
11	2:22.217	40.204	1:15.584	26.429	169.0	27:21.308



CHALLENGE80 / MOTO4

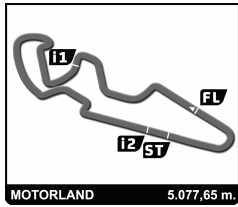
RFME CAMPEONATO DE ESPAÑA DE VELOCIDAD

Entrenamiento Cronometrado 1

Vuelta a vuelta

Mejor Personal Mejor de la sesión B Cruzando la línea de meta por el pit lane.

Vlt.	Tiempo	Sector 1	Sector 2	Sector 3	Km/h	T. Sesión	Vlt.	Tiempo	Sector 1	Sector 2	Sector 3	Km/h	T. Sesión
58	IÑIGO IGLESIAS BRAVO					ESP	72	OSCAR ALMONACIL CARRERO					ESP
	IMC TEAM							RC SPORT					
1	2:40.091	55.511	1:18.388	26.192	175.9	2:40.091	1	3:08.073	1:19.157	1:22.642	26.274	174.2	3:08.073
2	2:21.005	40.408	1:14.767	25.830	181.2	5:01.096	2	2:21.007	39.943	1:15.441	25.623	172.5	5:29.080
3	2:23.136	39.851	1:16.847	26.438	174.8	7:24.232	3	2:21.247	41.124	1:14.807	25.316	177.3	7:50.327
4	2:22.417	40.127	1:16.032	26.258	173.6	9:46.649	4	2:18.533	38.843	1:14.148	25.542	170.9	10:08.860
5	2:20.864	39.579	1:15.094	26.191	174.8	12:07.513	5	2:20.315	39.607	1:14.982	25.726	169.8	12:29.175
6	2:21.922	39.707	1:15.705	26.510	170.1	14:29.435	6	2:18.532	39.585	1:13.624	25.323	174.2	14:47.707
7	2:38.983	41.152	1:24.578	33.253	122.7	17:08.418	7	2:24.155	42.680	1:16.265	25.210	178.2	17:11.862
8	2:22.138	40.537	1:15.828	25.773	176.5	19:30.556	8	2:21.783	40.056	1:16.430	25.297	175.6	19:33.645
9	2:20.482	39.431	1:14.943	26.108	172.5	21:51.038	9	2:16.538	38.492	1:12.922	25.124	177.9	21:50.183
10	2:34.319	39.610	1:24.646	30.063	145.7	24:25.357	10	2:16.933	38.607	1:12.917	25.409	178.8	24:07.116
11	2:20.996	39.792	1:15.057	26.147	173.4	26:46.353	11	2:18.824	39.830	1:13.642	25.352	176.8	26:25.940
59	GABIN PLANQUES					FRA	74	DAIJIRO SAKO					JPN
	XCTECH							TEAM IGAX					
1	2:39.067	51.752	1:20.519	26.796	168.0	2:39.067	1	2:58.048	1:08.643	1:23.496	25.909	174.5	2:58.048
2	2:22.204	40.451	1:15.532	26.221	168.2	5:01.271	2	2:19.771	39.347	1:14.662	25.762	175.0	5:17.819
3	2:23.162	40.058	1:16.529	26.575	172.5	7:24.433	3	2:19.195	38.937	1:14.580	25.678	173.4	7:37.014
4	2:25.688	40.079	1:18.781	26.828	163.1	9:50.121	4	2:19.970	39.235	1:14.765	25.970	169.5	9:56.984
5	2:21.737	39.806	1:15.401	26.530	161.7	12:11.858	5	2:31.570	46.065	1:19.153	26.352	166.9	12:28.554
6	2:21.411	39.830	1:15.381	26.200	164.9	14:33.269	6	2:19.519	39.126	1:14.793	25.600	173.9	14:48.073
7	2:20.948	39.583	1:15.024	26.341	163.9	16:54.217	7	2:20.202	39.684	1:14.846	25.672	178.2	17:08.275
8	2:20.611	39.414	1:14.645	26.552	169.8	19:14.828	8	2:21.343	41.835	1:14.250	25.258	176.2	19:29.618
9	2:21.963	40.178	1:15.419	26.366	164.9	21:36.791	9	2:18.126	39.250	1:13.603	25.273	176.8	21:47.744
10	2:22.483	40.236	1:15.843	26.404	163.9	23:59.274	10	2:19.169	39.894	1:13.487	25.788	168.7	24:06.913
11	2:22.855	39.564	1:15.947	27.344	165.9	26:22.129	11	2:18.873	38.834	1:14.623	25.416	173.4	26:25.786
69	MARCOS RUDA COMINO					ESP	80	VICTOR ALONSO RODILLA					ESP
	ETG RACING					BEON		XCTECH					
1	3:36.047	1:54.385	1:15.825	25.837	169.0	3:36.047	1	2:38.831	51.071	1:20.915	26.845	170.9	2:38.831
2	2:18.202	38.723	1:13.823	25.656	169.5	5:54.249	2	2:26.639	41.921	1:17.931	26.787	168.5	5:05.470
3	2:16.871	38.446	1:13.027	25.398	171.7	8:11.120	3	2:26.761	40.934	1:18.905	26.922	167.7	7:32.231
4	2:17.520	38.256	1:13.729	25.535	168.2	10:28.640	4	2:27.650	41.594	1:19.363	26.693	170.1	9:59.881
5	2:16.708	38.314	1:12.811	25.583	169.3	12:45.348	5	2:27.111	41.464	1:18.579	27.068	169.5	12:26.992
6	2:15.961	38.295	1:12.700	24.966	178.5	15:01.309	6	2:24.647	40.615	1:17.602	26.430	172.0	14:51.639
7	2:16.295	38.653	1:12.357	25.285	173.4	17:17.604	7	2:24.581	40.154	1:17.623	26.804	171.7	17:16.220
8	2:21.592 B	38.248	1:13.090	30.254	178.2	19:39.196	8	2:24.042	40.195	1:17.239	26.608	172.2	19:40.262
9	3:08.579	1:29.265	1:13.629	25.685	169.0	22:47.775	9	2:25.566	41.020	1:18.075	26.471	171.2	22:05.828
10	2:17.612	38.591	1:13.247	25.774	168.2	25:05.387	10	2:31.480	41.053	1:23.526	26.901	168.5	24:37.308
							11	2:26.474	41.217	1:18.285	26.972	167.2	27:03.782
70	JOSHUA WHATLEY					GBR	81	JESUS DE LAS HERAS FERNANDEZ					ESP
	TEAM MOMN							DMT					
1	3:10.814	1:19.715	1:22.949	28.150	160.0	3:10.814	1	2:49.175	57.100	1:24.386	27.689	163.6	2:49.175
2	2:26.861	42.253	1:17.929	26.679	168.7	5:37.675	2	2:54.241	41.730	1:39.405	33.106	133.0	5:43.416
3	2:21.883	39.916	1:15.731	26.236	169.8	7:59.558	3	2:37.575	44.089	1:25.157	28.329	158.4	8:20.991
4	2:21.431	39.598	1:15.802	26.031	168.7	10:20.989	4	2:32.827	44.572	1:19.908	28.347	157.9	10:53.818
5	2:20.561	39.311	1:15.246	26.004	170.1	12:41.550	5	2:42.713 B	44.436	1:21.679	36.598	159.8	13:36.531
6	2:20.480	39.276	1:15.196	26.008	170.3	15:02.030	6	8:27.825 B	6:02.837	1:47.584	37.404	144.8	22:04.356
7	2:19.547	38.827	1:14.619	26.101	171.7	17:21.577	7	3:26.964	1:34.820	1:23.382	28.762	161.0	25:31.320
8	2:20.569	39.359	1:15.132	26.078	172.0	19:42.146							
9	2:20.788	39.290	1:15.326	26.172	169.3	22:02.934							
10	2:21.604	39.465	1:15.690	26.449	170.3	24:24.538							
11	2:20.078	39.198	1:14.808	26.072	172.2	26:44.616							
84	DAVID VARGAS GARRIDO					ESP							
	EMA COMPETICIÓN												
1	3:08.608	1:14.922	1:26.585	27.101	164.4	3:08.608							



CHALLENGE80 / MOTO4

RFME CAMPEONATO DE ESPAÑA DE VELOCIDAD

Entrenamiento Cronometrado 1

Vuelta a vuelta

■ Mejor Personal ■ Mejor de la sesión B Cruzando la línea de meta por el pit lane.

Vlt.	Tiempo	Sector 1	Sector 2	Sector 3	Km/h	T. Sesión	Vlt.	Tiempo	Sector 1	Sector 2	Sector 3	Km/h	T. Sesión
2	2:27.431	41.046	1:19.726	26.659	165.6	5:36.039	3	2:15.028	37.893	1:12.061	25.074	175.9	8:04.304
3	2:30.804	41.056	1:22.757	26.991	163.6	8:06.843	4	2:14.655	37.860	1:11.871	24.924	175.0	10:18.959
4	2:25.987	41.514	1:17.814	26.659	164.6	10:32.830	5	2:22.153 B	37.840	1:12.516	31.797	175.9	12:41.112
5	2:25.058	40.787	1:17.784	26.487	165.9	12:57.888	6	2:45.279	1:06.153	1:14.048	25.078	175.6	15:26.391
6	2:24.879	40.799	1:17.304	26.776	164.4	15:22.767	7	2:15.519	38.101	1:12.370	25.048	176.2	17:41.910
7	2:24.128	40.953	1:16.672	26.503	166.4	17:46.895	8	2:14.403	37.853	1:11.644	24.906	177.9	19:56.313
8	2:24.423	40.793	1:17.245	26.385	167.2	20:11.318	9	2:16.856	39.602	1:12.302	24.952	177.6	22:13.169
9	2:24.272	40.738	1:17.012	26.522	165.9	22:35.590	10	2:15.177	37.910	1:12.443	24.824	178.5	24:28.346
10	2:26.452	40.985	1:18.647	26.820	164.9	25:02.042	11	2:13.538	37.534	1:11.345	24.659	179.7	26:41.884

89 **MARCOS URIARTE RODRIGUEZ** ESP
DMT TEAM

1	2:39.713	52.285	1:20.992	26.436	166.7	2:39.713
2	2:22.263	40.257	1:15.783	26.223	166.7	5:01.976
3	2:22.573	40.009	1:16.523	26.041	168.2	7:24.549
4	2:22.928	40.285	1:16.042	26.601	166.7	9:47.477
5	2:21.884	39.909	1:15.480	26.495	161.9	12:09.361
6	2:22.766	40.364	1:15.903	26.499	161.9	14:32.127
7	2:22.294	40.021	1:15.987	26.286	167.4	16:54.421
8	2:20.970	39.402	1:15.336	26.232	166.2	19:15.391
9	2:21.360	39.807	1:15.518	26.035	165.9	21:36.751
10	2:22.424	40.399	1:15.782	26.243	166.7	23:59.175
11	2:22.151	39.552	1:15.965	26.634	165.1	26:21.326

93 **TOM BERÇOT** FRA
PINAMOTO RS BEON

1	3:05.148	1:17.830	1:20.205	27.113	176.2	3:05.148
2	2:23.555	40.357	1:17.095	26.103	173.4	5:28.703
3	2:22.105	40.787	1:15.836	25.482	179.4	7:50.808
4	2:25.903	39.393	1:16.017	30.493	115.9	10:16.711
5	2:20.421	39.525	1:14.920	25.976	172.0	12:37.132
6	2:19.594	38.924	1:14.789	25.881	175.9	14:56.726
7	2:18.882	39.363	1:13.904	25.615	181.5	17:15.608
8	2:18.511	38.751	1:14.405	25.355	181.2	19:34.119
9	2:17.068	38.698	1:13.174	25.196	184.3	21:51.187
10	2:16.612	38.477	1:13.316	24.819	183.4	24:07.799
11	2:18.456	39.360	1:14.219	24.877	182.4	26:26.255

96 **DANIEL HOLGADO MIRALLES** ESP
BORJA SPORT TEAM

1	3:12.174	1:29.006	1:17.453	25.715	173.4	3:12.174
2	2:18.027	39.084	1:13.616	25.327	177.0	5:30.201
3	2:18.762	38.910	1:13.986	25.866	170.1	7:48.963
4	2:34.797	43.746	1:25.268	25.783	170.3	10:23.760
5	2:17.426	38.607	1:13.239	25.580	172.5	12:41.186
6	2:18.203	38.670	1:13.553	25.980	175.6	14:59.389
7	2:16.612	38.622	1:12.836	25.154	177.6	17:16.001
8	2:33.922	38.473	1:29.858	25.591	172.8	19:49.923
9	2:17.322	38.557	1:13.298	25.467	175.0	22:07.245
10	2:17.022	38.593	1:13.131	25.298	175.0	24:24.267
11	2:17.254	38.623	1:13.057	25.574	172.2	26:41.521

99 **JOSE ANTONIO RUEDA RUIZ** ESP
EUROTRADRACING TEAM TPR

1	3:33.053	1:51.961	1:15.612	25.480	174.8	3:33.053
2	2:16.223	38.244	1:12.952	25.027	176.2	5:49.276