

Challenge80/Moto4

RFME CEV

Warm UP

CIRCUITO DE NAVARRA 3.933 m.

Clasificación

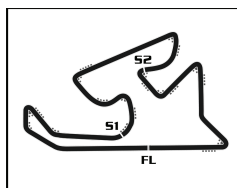
Nº	Piloto	Nac	Equipo	Moto	Neumaticos	Tiempo	Vlt.	Total	Dif.	Km/h
1	16 Jamie William DAVIS	GBR	FAU55 RACING	BEON	DUNLOP Moto4	2:03.087	2	2	-	115.0
2	99 Jose Antonio RUEDA RUIZ	ESP	EUROTRADISRACING TEAM	TPR	DUNLOP Moto4	2:03.474	3	4	+0.387	114.7
3	9 Nicolas CZYBA	GER	BLUMAQ HMA RACING	BEON	DUNLOP Moto4	2:03.757	4	5	+0.670	114.4
4	69 Marcos RUDA COMINO	ESP	ETG RACING	BEON	DUNLOP Moto4	2:04.289	4	4	+1.202	113.9
5	31 Adrian FERNANDEZ GONZALEZ	ESP	LAGLISE ACADEMY		DUNLOP Ch80	2:04.576	5	5	+1.489	113.7
6	50 Ondrej VOSTATEK	CZE	BLUMAQ HMA RACING	BEON	DUNLOP Moto4	2:04.642	4	5	+1.555	113.6
7	93 Tom BERCOT	FRA	PINAMOTO RS	BEON	DUNLOP Moto4	2:04.996	5	5	+1.909	113.3
8	14 Pedro ACOSTA SANCHEZ	ESP	CUNA DE CAMPEONES	MIR RACING	DUNLOP Moto4	2:05.006	4	5	+1.919	113.3
9	20 Vincent FALCONE	FRA	TFC RACING	BEON	DUNLOP Moto4	2:05.238	4	5	+2.151	113.1
10	96 Daniel HOLSADO MIRALLES	ESP	BORJA SPORT TEAM		DUNLOP Moto4	2:05.263	3	5	+2.176	113.0
11	4 Freddie HEINRICH	GER	HMA RACING LLINSUAL	BEON	DUNLOP Moto4	2:05.570	5	5	+2.483	112.8
12	17 Daniel MUÑOZ FERNANDEZ	ESP	GECI MOTOSPORT		DUNLOP Moto4	2:05.837	5	5	+2.750	112.5
13	48 Ivan ORTOLA DIEZ	ESP	MRW-ASPAR TEAM		DUNLOP Ch80	2:05.967	4	5	+2.880	112.4
14	74 Daijro SAKO	JPN	TEAM IGAX		DUNLOP Ch80	2:06.470	5	5	+3.383	112.0
15	11 Alex ESCRIG RECHE	ESP	TEAM MOMN		DUNLOP Ch80	2:07.049	5	5	+3.962	111.4
16	59 Gabin PLANQUES	FRA	XCTECH		DUNLOP Ch80	2:07.307	5	5	+4.220	111.2
17	53 Michal BULIK	SVK	ETG RACING	BEON	DUNLOP Moto4	2:07.437	3	5	+4.350	111.1
18	55 Borja GOMEZ RUS	ESP	FAU55RACING	BEON	DUNLOP Moto4	2:08.111	4	4	+5.024	110.5
19	22 Brian GUARINO RAMIS	ESP	SIMONETY SCHOOL	MIR RACING	DUNLOP Ch80	2:08.426	4	5	+5.339	110.2
20	24 Gerard MARTIN CLANCHET	ESP	TEAM IGAX		DUNLOP Ch80	2:08.906	4	4	+5.819	109.8
21	58 Iñigo IGLESIAS BRAVO	ESP	IMC TEAM		DUNLOP Ch80	2:09.318	2	3	+6.231	109.5
22	19 Markel MATA SABATEL	ESP	AMR COMPETICION		DUNLOP Moto4	2:09.882	4	5	+6.795	109.0
23	91 NIL ROIG MARTINEZ	ESP	ALARXA RACING TEAM		DUNLOP Moto4	2:11.022	3	3	+7.935	108.1
24	89 Marcos URIARTE RODRIGUEZ	ESP	DMT TEAM		DUNLOP Ch80	2:11.843	2	2	+8.756	107.4
25	81 Jesus DE LAS HERAS FERNANDEZ	ESP	DMT	HONDA	DUNLOP Moto4	2:11.883	4	4	+8.796	107.4
26	77 Sergio BERNAL SANCHEZ	ESP	BOX77	MIR RACING	DUNLOP Moto4	2:14.793	3	3	+11.706	105.0
27	34 Vasco Correia ESTURRADO	POR	TEAM.MOTO CLUBE LOULE CONCELHO		DUNLOP Ch80	2:15.097	4	4	+12.010	104.8
28	70 Joshua WHATLEY	GBR	TEAM MOMN		DUNLOP Ch80	2:17.256	2	2	+14.169	103.2
29	46 Aitor COSTA ALMAGRO	ESP	TEAM QUINTO		DUNLOP Ch80	2:28.930	4	4	+25.843	95.1
30	7 Ondraz HONZAK	CZE	EUROTRADISRACING TEAM - TEST RIDER	TPR	DUNLOP 85cc.*					
31	36 Marcos GARRIDO BELTRAN	ESP	GECI MOTOSPORT	HONDA	DUNLOP Moto4					
32	80 Victor ALONSO RODILLA	ESP	XCTECH		DUNLOP Ch80					
33	84 David VARGAS GARRIDO	ESP	EMA COMPETICIÓN		DUNLOP Ch80					
34	86 Mario MAYOR FRANCES	ESP	EUROTRADISRACING TEAM - TEST RIDER	TPR	DUNLOP 85cc.*					

Vuelta Rápida	Vlt. 2	Jamie William DAVIS	2:03.087	115.0 Kph
----------------------	--------	---------------------	----------	-----------

Hora de publicación:

Estado de la pista: **SECO**

Director de carrera:	Cronometrador:
----------------------	----------------



Challenge80/Moto4

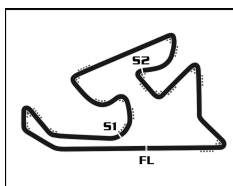
RFME CEV

Warm UP

CIRCUITO DE NAVARRA 3.933 m

Mejores tiempos de sector

SECTOR 1			SECTOR 2		SECTOR 3		Pos	Piloto	Vuelta Ideal	Mejor Vuelta
Pos	Piloto	Tiempo	Piloto	Tiempo	Piloto	Tiempo				
1	99 J.RUEDA RUIZ	33.588	99 J.RUEDA RUIZ	43.404	99 J.RUEDA RUIZ	45.766	1	99 J.RUEDA RUIZ	2:02.758	2:03.474 (2)
2	16 J.DAVIS	33.761	16 J.DAVIS	43.535	16 J.DAVIS	45.791	2	16 J.DAVIS	2:03.087	2:03.087 (1)
3	14 P.ACOSTA SANCHEZ	34.033	9 N.CZYBA	43.547	9 N.CZYBA	46.045	3	9 N.CZYBA	2:03.654	2:03.757 (3)
4	9 N.CZYBA	34.062	50 O.VOSTATEK	43.860	69 M.RUDA COMINO	46.305	4	69 M.RUDA COMINO	2:04.289	2:04.289 (4)
5	93 T.BERCOT	34.088	69 M.RUDA COMINO	43.872	31 A.FERNANDEZ GONZALEZ	46.346	5	31 A.FERNANDEZ GONZALEZ	2:04.551	2:04.576 (5)
6	69 M.RUDA COMINO	34.112	31 A.FERNANDEZ GONZALEZ	43.883	93 T.BERCOT	46.422	6	14 P.ACOSTA SANCHEZ	2:04.589	2:05.006 (8)
7	4 F.HEINRICH	34.206	14 P.ACOSTA SANCHEZ	43.895	4 F.HEINRICH	46.424	7	50 O.VOSTATEK	2:04.642	2:04.642 (6)
8	50 O.VOSTATEK	34.272	96 D.HOLGADO MIRALLES	43.965	50 O.VOSTATEK	46.510	8	4 F.HEINRICH	2:04.876	2:05.570 (11)
9	31 A.FERNANDEZ GONZALEZ	34.322	20 V.FALCONE	44.082	96 D.HOLGADO MIRALLES	46.580	9	96 D.HOLGADO MIRALLES	2:04.915	2:05.263 (10)
10	96 D.HOLGADO MIRALLES	34.370	4 F.HEINRICH	44.246	14 P.ACOSTA SANCHEZ	46.661	10	93 T.BERCOT	2:04.996	2:04.996 (7)
11	20 V.FALCONE	34.399	17 D.MUÑOZ FERNANDEZ	44.300	20 V.FALCONE	46.677	11	20 V.FALCONE	2:05.158	2:05.238 (9)
12	74 D.SAKO	34.612	48 I.ORTOLA DIEZ	44.337	17 D.MUÑOZ FERNANDEZ	46.723	12	17 D.MUÑOZ FERNANDEZ	2:05.664	2:05.837 (12)
13	17 D.MUÑOZ FERNANDEZ	34.641	93 T.BERCOT	44.486	11 A.ESCRIG RECHE	46.730	13	48 I.ORTOLA DIEZ	2:05.967	2:05.967 (13)
14	48 I.ORTOLA DIEZ	34.780	58 I.IGLESIAS BRAVO	44.698	48 I.ORTOLA DIEZ	46.850	14	74 D.SAKO	2:06.419	2:06.470 (14)
15	53 M.BULIK	34.850	53 M.BULIK	44.796	59 G.PLANQUES	46.875	15	11 A.ESCRIG RECHE	2:06.736	2:07.049 (15)
16	58 I.IGLESIAS BRAVO	34.953	11 A.ESCRIG RECHE	44.832	74 D.SAKO	46.946	16	53 M.BULIK	2:06.915	2:07.437 (17)
17	11 A.ESCRIG RECHE	35.174	74 D.SAKO	44.861	53 M.BULIK	47.269	17	59 G.PLANQUES	2:07.086	2:07.307 (16)
18	19 M.MATA SABATEL	35.245	59 G.PLANQUES	44.870	22 B.GUARINO RAMIS	47.563	18	58 I.IGLESIAS BRAVO	2:07.695	2:09.318 (21)
19	59 G.PLANQUES	35.341	55 B.GOMEZ RUS	45.167	55 B.GOMEZ RUS	47.585	19	55 B.GOMEZ RUS	2:08.111	2:08.111 (18)
20	55 B.GOMEZ RUS	35.359	22 B.GUARINO RAMIS	45.416	24 G.MARTIN CLANCHET	47.623	20	22 B.GUARINO RAMIS	2:08.426	2:08.426 (19)
21	24 G.MARTIN CLANCHET	35.378	19 M.MATA SABATEL	45.452	19 M.MATA SABATEL	48.012	21	24 G.MARTIN CLANCHET	2:08.694	2:08.906 (20)
22	22 B.GUARINO RAMIS	35.447	24 G.MARTIN CLANCHET	45.693	58 I.IGLESIAS BRAVO	48.044	22	19 M.MATA SABATEL	2:08.709	2:09.882 (22)
23	91 N.ROIG MARTINEZ	35.601	89 M.URIARTE RODRIGUEZ	45.820	91 N.ROIG MARTINEZ	48.137	23	91 N.ROIG MARTINEZ	2:09.644	2:11.022 (23)
24	81 J.DE LAS HERAS FERNANDEZ	36.474	91 N.ROIG MARTINEZ	45.906	89 M.URIARTE RODRIGUEZ	48.547	24	89 M.URIARTE RODRIGUEZ	2:11.284	2:11.843 (24)
25	34 V.ESTURRADO	36.857	70 J.WHATLEY	45.929	81 J.DE LAS HERAS FERNANDEZ	48.859	25	81 J.DE LAS HERAS FERNANDEZ	2:11.773	2:11.883 (25)
26	89 M.URIARTE RODRIGUEZ	36.917	81 J.DE LAS HERAS FERNANDEZ	46.440	77 S.BERNAL SANCHEZ	49.105	26	46 A.COSTA ALMAGRO	2:13.189	2:28.930 (29)
27	70 J.WHATLEY	36.918	46 A.COSTA ALMAGRO	46.855	46 A.COSTA ALMAGRO	49.392	27	70 J.WHATLEY	2:13.710	2:17.256 (28)
28	46 A.COSTA ALMAGRO	36.942	34 V.ESTURRADO	47.396	34 V.ESTURRADO	50.131	28	34 V.ESTURRADO	2:14.384	2:15.097 (27)
29	77 S.BERNAL SANCHEZ	37.715	77 S.BERNAL SANCHEZ	47.973	70 J.WHATLEY	50.863	29	77 S.BERNAL SANCHEZ	2:14.793	2:14.793 (26)



CIRCUITO DE NAVARRA 3.933 m.

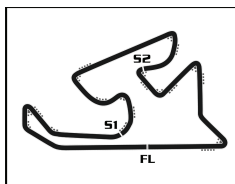
Challenge80/Moto4

RFME CEV

Después de Warm UP

Velocidad máxima del evento

Piloto	Equipo	Moto	V. Max	Vlt.	Sesión		
69	Marcos RUDA COMINO	ETG RACING	BEON	Moto4	174.2	3	Warm UP
99	Jose Antonio RUEDA RUIZ	EUROTRADISRACING TEAM	TPR	Moto4	174.2	3	Warm UP
96	Daniel HOLGADO MIRALLES	BORJA SPORT TEAM		Moto4	172.8	3	Warm UP
4	Freddie HEINRICH	HMA RACING LLINSUAL	BEON	Moto4	172.2	2	Warm UP
93	Tom BERCOT	PINAMOTO RS	BEON	Moto4	172.2	3	Warm UP
16	Jamie William DAVIS	FAU55 RACING	BEON	Moto4	170.6	3	Warm UP
17	Daniel MUÑOZ FERNANDEZ	GECI MOTOSPORT		Moto4	170.6	4	Warm UP
50	Ondrej VOSTATEK	BLUQAQ HMA RACING	BEON	Moto4	170.3	3	Warm UP
9	Nicolas CZYBA	BLUQAQ HMA RACING	BEON	Moto4	169.5	3	Warm UP
31	Adrian FERNANDEZ GONZALEZ	LAGLISE ACADEMY		Ch80	169.3	3	Warm UP
91	NIL ROIG MARTINEZ	ALARXA RACING TEAM		Moto4	169.3	2	Warm UP
20	Vincent FALCONE	TFC RACING	BEON	Moto4	168.7	5	Warm UP
74	Daijiro SAKO	TEAM IGAX		Ch80	168.7	3	Warm UP
14	Pedro ACOSTA SANCHEZ	CUNA DE CAMPEONES	MIR RACING	Moto4	168.2	3	Warm UP
53	Michal BULIK	ETG RACING	BEON	Moto4	168.0	4	Warm UP
24	Gerard MARTIN CLANCHET	TEAM IGAX		Ch80	167.4	4	Warm UP
48	Ivan ORTOLA DIEZ	MRW-ASPAR TEAM		Ch80	167.4	3	Warm UP
19	Markel MATA SABATEL	AMR COMPETICION		Moto4	166.9	2	Warm UP
58	Iñigo IGLESIAS BRAVO	IMC TEAM		Ch80	166.4	3	Warm UP
55	Borja GOMEZ RUS	FAU55RACING	BEON	Moto4	164.1	4	Warm UP
22	Brian GUARINO RAMIS	SIMONETY SCHOOL	MIR RACING	Ch80	163.9	3	Warm UP
70	Joshua WHATLEY	TEAM MOMN		Ch80	163.1	3	Warm UP
11	Alex ESCRIG RECHE	TEAM MOMN		Ch80	161.4	5	Warm UP
81	Jesús DE LAS HERAS FERNANDEZ	DMT	HONDA	Moto4	158.6	3	Warm UP
34	Vasco Correia ESTURRADO	TEAM MOTO CLUBE LOULE CONCELHO		Ch80	158.4	2	Warm UP
59	Gabin PLANQUES	XCTECH		Ch80	158.4	1	Entrenamiento Cronometrado
89	Marcos URIARTE RODRIGUEZ	DMT TEAM		Ch80	156.5	2	Warm UP
84	David VARGAS GARRIDO	EMA COMPETICIÓN		Ch80	156.3	12	Entrenamiento Cronometrado
77	Sergio BERNAL SANCHEZ	BOX77	MIR RACING	Moto4	155.8	2	Warm UP
46	Aitor COSTA ALMAGRO	TEAM QUINTO		Ch80	154.9	4	Warm UP
7	Ondrez HONZAK	EUROTRADISRACING TEAM - TEST RIDER	TPR	85cc.*	152.3	7	Entrenamiento Cronometrado
86	Mario MAYOR FRANCES	EUROTRADISRACING TEAM - TEST RIDER	TPR	85cc.*	134.2	6	Entrenamiento Cronometrado



CIRCUITO DE NAVARRA 3.933 m.


Challenge80/Moto4

RFME CEV

Warm UP

Secuencia de vueltas rápidas

Tiempo de sesión	Piloto	Equipo	Moto	Neumaticos	Tiempo	km/h	Vlt.
4:40.549	93 Tom BERCOT	PINAMOTO RS	BEON	DUNLOP	Mot: 2:09.128	109.6	2
4:40.816	50 Ondrej VOSTATEK	BLUMAQ HMA RACING	BEON	DUNLOP	Mot: 2:07.719	110.9	2
4:40.953	69 Marcos RUDA COMINO	ETG RACING	BEON	DUNLOP	Mot: 2:06.908	111.6	2
5:08.863	96 Daniel HOLGADO MIRALLES	BORJA SPORT TEAM		DUNLOP	Mot: 2:06.502	111.9	2
5:11.433	99 Jose Antonio RUEDA RUIZ	EUROTRADISRACING TEAM	TPR	DUNLOP	Mot: 2:05.636	112.7	2
6:46.382	69 Marcos RUDA COMINO	ETG RACING	BEON	DUNLOP	Mot: 2:05.429	112.9	3
7:09.946	16 Jamie William DAVIS	FAU55 RACING	BEON	DUNLOP	Mot: 2:03.087	115.0	2



Challenge80/Moto4


RFME CEV

Warm UP

Vuelta a vuelta

Mejor Personal Mejor de la sesión B Cruzando la línea de meta por el pit lane.

Vlt.	Tiempo	Sector 1	Sector 2	Sector 3	Km/h	T. Sesión	Vlt.	Tiempo	Sector 1	Sector 2	Sector 3	Km/h	T. Sesión		
4	Freddie HEINRICH	GER						20	Vincent FALCONE	FRA					
	HMA RACING LLINSUAL	BEON							TFC RACING	BEON					
1	2:20.441	42.090	48.405	49.946	100.8	2:34.481	1	2:23.751	46.617	47.484	49.650	98.5	2:58.432		
2	2:06.998	35.350	44.983	46.665	111.5	4:41.479	2	2:09.807	35.666	45.816	48.325	109.1	5:08.239		
3	2:52.707 B	34.206	45.428	1:33.073	82.0	7:34.186	3	2:06.628	35.009	44.896	46.723	111.8	7:14.867		
4	2:14.423	42.628	45.002	46.793	105.3	9:48.609	4	2:05.238	34.479	44.082	46.677	113.1	9:20.105		
5	2:05.570	34.900	44.246	46.424	112.8	11:54.179	5	2:05.433	34.399	44.344	46.690	112.9	11:25.538		
9	Nicolas CZYBA	GER						22	Brian GUARINO RAMIS	ESP					
	BLUMAQ HMA RACING	BEON							SIMONETY SCHOOL	MIR RACING					
1	2:20.443	44.058	47.948	48.437	100.8	3:12.810	1	2:23.255	45.178	49.076	49.001	98.8	2:48.537		
2	2:07.887	34.961	45.699	47.227	110.7	5:20.697	2	2:10.392	36.080	46.112	48.200	108.6	4:58.929		
3	2:05.010	34.062	44.675	46.273	113.3	7:25.707	3	2:09.068	35.674	45.693	47.701	109.7	7:07.997		
4	2:03.757	34.165	43.547	46.045	114.4	9:29.464	4	2:08.426	35.447	45.416	47.563	110.2	9:16.423		
5	2:04.079	34.418	43.589	46.072	114.1	11:33.543	5	2:09.029	35.550	45.596	47.883	109.7	11:25.452		
11	Alex ESCRIG RECHE	ESP						24	Gerard MARTIN CLANCHET	ESP					
	TEAM MOMN								TEAM IGAX						
1	2:28.970	45.656	51.340	51.974	95.0	2:34.742	1	2:23.955	45.616	48.911	49.428	98.4	3:44.059		
2	2:16.967	38.109	49.167	49.691	103.4	4:51.709	2	3:09.972 B	44.462	52.273	1:33.237	74.5	6:54.031		
3	2:09.450	35.674	45.916	47.860	109.4	7:01.159	3	2:15.913	42.084	46.206	47.623	104.2	9:09.944		
4	2:07.452	35.174	45.128	47.150	111.1	9:08.611	4	2:08.906	35.378	45.693	47.835	109.8	11:18.850		
5	2:07.049	35.487	44.832	46.730	111.4	11:15.660									
14	Pedro ACOSTA SANCHEZ	ESP						31	Adrian FERNANDEZ GONZALEZ	ESP					
	CUNA DE CAMPEONES	MIR RACING							LAGLISE ACADEMY						
1	2:22.075	44.355	48.922	48.798	99.7	2:59.351	1	2:21.704	41.651	48.136	51.917	99.9	2:35.130		
2	2:09.563	36.179	45.261	48.123	109.3	5:08.914	2	2:07.253	35.385	44.843	47.025	111.3	4:42.383		
3	2:05.633	34.464	44.508	46.661	112.7	7:14.547	3	2:05.688	34.470	44.240	46.978	112.7	6:48.071		
4	2:05.006	34.033	44.080	46.893	113.3	9:19.553	4	2:04.692	34.456	43.890	46.346	113.6	8:52.763		
5	2:05.720	34.961	43.895	46.864	112.6	11:25.273	5	2:04.576	34.322	43.883	46.371	113.7	10:57.339		
16	Jamie William DAVIS	GBR						34	Vasco Correia ESTURRADO	POR					
	FAU55 RACING	BEON							TEAM MOTO CLUBE LOULE CONCELHO						
1	2:04.985	34.356	44.240	46.389	113.3	5:06.859	1	2:30.187	45.019	51.370	53.798	94.3	3:02.220		
2	2:03.087	33.761	43.535	45.791	115.0	7:09.946	2	2:23.676	44.569	48.746	50.361	98.5	5:25.896		
							3	2:15.319	36.857	47.396	51.066	104.6	7:41.215		
							4	2:15.097	37.177	47.789	50.131	104.8	9:56.312		
17	Daniel MUÑOZ FERNANDEZ	ESP						46	Aitor COSTA ALMAGRO	ESP					
	GECI MOTOSPORT								TEAM QUINTO						
1	2:23.906	43.471	50.679	49.756	98.4	3:01.748	1	2:22.741	43.754	48.366	50.621	99.2	2:37.652		
2	2:11.837	37.867	46.678	47.292	107.4	5:13.585	2	3:05.571 B	36.942	47.516	1:41.113	76.3	5:43.223		
3	2:07.893	35.141	45.680	47.072	110.7	7:21.478	3	2:29.645	53.398	46.855	49.392	94.6	8:12.868		
4	2:06.082	34.641	44.639	46.802	112.3	9:27.560	4	2:28.930	46.184	48.787	53.959	95.1	10:41.798		
5	2:05.837	34.814	44.300	46.723	112.5	11:33.397									
19	Markel MATA SABATEL	ESP						48	Ivan ORTOLA DIEZ	ESP					
	AMR COMPETICION								MRW-ASPAR TEAM						
1	2:23.232	43.714	49.371	50.147	98.9	3:03.138	1	2:18.885	42.833	47.567	48.485	101.9	2:40.482		
2	2:13.594	36.355	47.819	49.420	106.0	5:16.732	2	2:10.262	35.263	46.582	48.417	108.7	4:50.744		
3	2:10.952	36.276	46.664	48.012	108.1	7:27.684	3	2:07.479	34.980	45.125	47.374	111.1	6:58.223		
4	2:09.882	35.245	45.452	49.185	109.0	9:37.566	4	2:05.967	34.780	44.337	46.850	112.4	9:04.190		
5	2:10.437	35.951	46.075	48.411	108.5	11:48.003	5	2:06.839	34.990	44.743	47.106	111.6	11:11.029		




Challenge80/Moto4

RFME CEV
 Warm UP

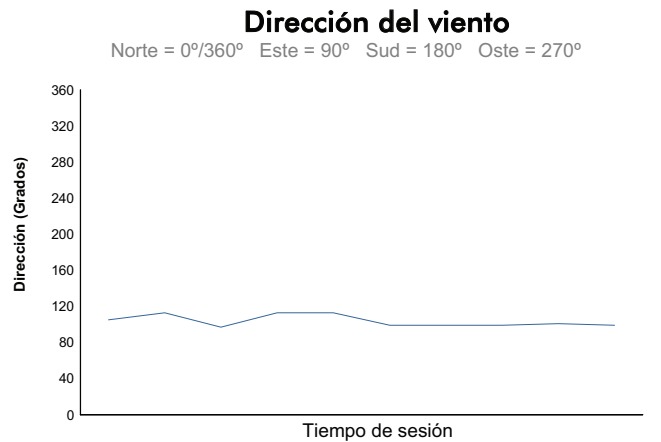
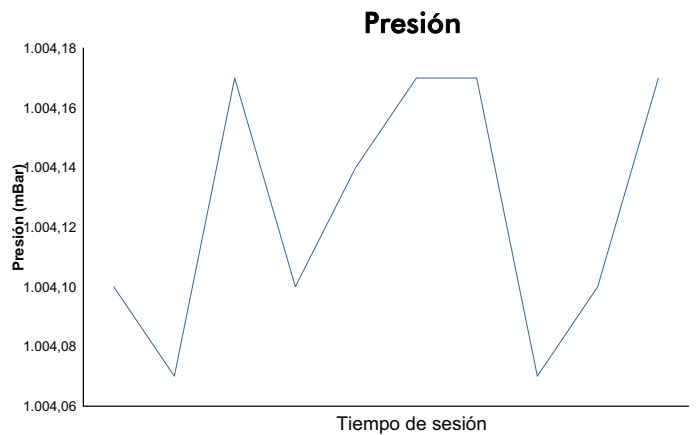
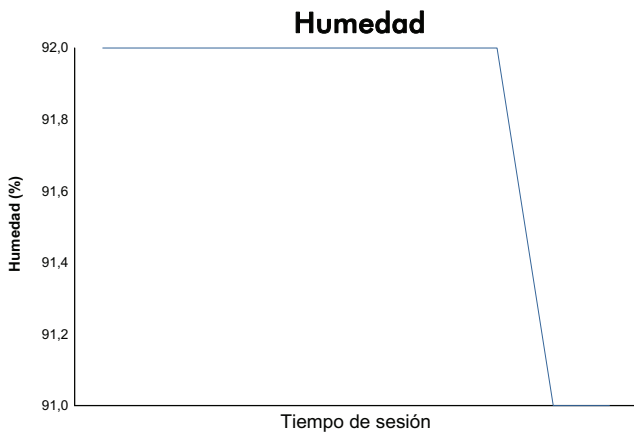
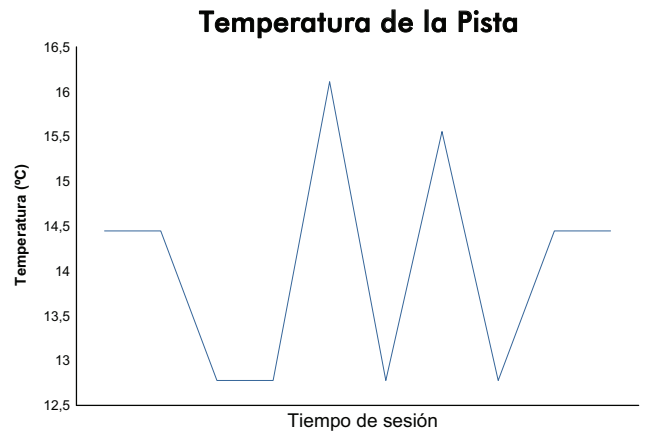
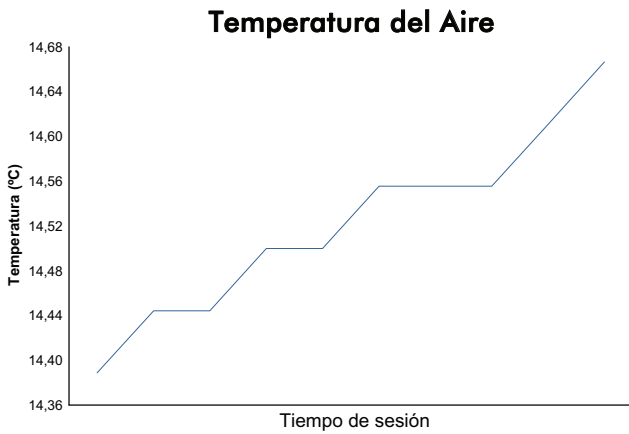
Vuelta a vuelta

Vlt.	Tiempo	Sector 1	Sector 2	Sector 3	Km/h	T. Sesión	Vlt.	Tiempo	Sector 1	Sector 2	Sector 3	Km/h	T. Sesión
50	Ondrej VOSTATEK					CZE	3	2:07.214	34.745	45.286	47.183	111.3	7:32.896
	BLUMAQ HMA RACING					BEON	4	2:06.556	34.615	44.995	46.946	111.9	9:39.452
							5	2:06.470	34.612	44.861	46.997	112.0	11:45.922
1	2:21.930	41.102	48.423	52.405	99.8	2:33.097							
2	2:07.719	35.092	44.905	47.722	110.9	4:40.816							
3	2:06.070	34.714	44.724	46.632	112.3	6:46.886							
4	2:04.642	34.272	43.860	46.510	113.6	8:51.528							
5	2:05.328	34.376	44.065	46.887	113.0	10:56.856							
53	Michal BULIK					SVK							
	ETG RACING					BEON							
1	2:20.660	43.564	48.541	48.555	100.7	2:41.302							
2	2:09.823	35.537	46.070	48.216	109.1	4:51.125							
3	2:07.437	34.959	45.209	47.269	111.1	6:58.562							
4	2:53.846	34.850	44.796	1:34.200	81.4	9:52.408							
5	2:15.644	41.018	46.681	47.945	104.4	12:08.052							
55	Borja GOMEZ RUS					ESP							
	FAU55RACING					BEON							
1	2:43.609	37.337	46.386	1:19.886	86.5	5:17.208							
2	2:19.272	45.120	45.780	48.372	101.7	7:36.480							
3	2:08.645	35.419	45.324	47.902	110.1	9:45.125							
4	2:08.111	35.359	45.167	47.585	110.5	11:53.236							
58	Iñigo IGLESIAS BRAVO					ESP							
	IIMC TEAM												
1	2:20.028	42.373	48.836	48.819	101.1	3:08.564							
2	2:09.318	35.464	45.810	48.044	109.5	5:17.882							
3	2:09.676	35.169	46.050	48.457	109.2	7:27.558							
59	Gabin PLANQUES					FRA							
	XCTECH												
1	2:19.481	41.346	47.997	50.138	101.5	2:33.531							
2	2:10.555	36.329	46.501	47.725	108.5	4:44.086							
3	2:08.294	35.846	44.958	47.490	110.4	6:52.380							
4	2:07.585	35.341	44.928	47.316	111.0	8:59.965							
5	2:07.307	35.562	44.870	46.875	111.2	11:07.272							
69	Marcos RUDA COMINO					ESP							
	ETG RACING					BEON							
1	2:16.467	41.639	46.639	48.189	103.8	2:34.045							
2	2:06.908	35.325	44.490	47.093	111.6	4:40.953							
3	2:05.429	34.250	44.722	46.457	112.9	6:46.382							
4	2:04.289	34.112	43.872	46.305	113.9	8:50.671							
70	Joshua WHATLEY					GBR							
	TEAM MOMN												
1	2:22.358	37.771	53.724	50.863	99.5	4:57.560							
2	2:17.256	37.673	45.929	53.654	103.2	7:14.816							
74	Daijiro SAKO					JPN							
	TEAM IGAX												
1	2:19.176	42.612	48.025	48.539	101.7	3:18.074							
2	2:07.608	35.228	45.274	47.106	111.0	5:25.682							
77	Sergio BERNAL SANCHEZ					ESP							
	BOX77					MIR RACING							
1	2:34.541	54.110	50.276	50.155	91.6	3:45.572							
2	2:17.357	38.607	48.689	50.061	103.1	6:02.929							
3	2:14.793	37.715	47.973	49.105	105.0	8:17.722							
81	Jesus DE LAS HERAS FERNANDEZ					ESP							
	DMT					HONDA							
1	2:27.359	48.577	49.063	49.719	96.1	3:21.436							
2	2:14.191	37.234	47.336	49.621	105.5	5:35.627							
3	2:12.507	36.766	46.882	48.859	106.9	7:48.134							
4	2:11.883	36.474	46.440	48.969	107.4	10:00.017							
89	Marcos URIARTE RODRIGUEZ					ESP							
	DMT TEAM												
1	2:25.448	44.508	50.807	50.133	97.3	3:02.434							
2	2:11.843	36.917	46.379	48.547	107.4	5:14.277							
91	NIL ROIG MARTINEZ					ESP							
	ALARXA RACING TEAM												
1	2:28.405	48.251	50.309	49.845	95.4	3:28.723							
2	2:13.295	37.038	47.415	48.842	106.2	5:42.018							
3	2:11.022	36.369	46.516	48.137	108.1	7:53.040							
93	Tom BERCOT					FRA							
	PINAMOTO RS					BEON							
1	2:24.190	44.932	49.478	49.780	98.2	2:31.421							
2	2:09.128	35.618	45.762	47.748	109.6	4:40.549							
3	2:08.073	34.859	45.520	47.694	110.6	6:48.622							
4	2:05.734	34.174	44.711	46.849	112.6	8:54.356							
5	2:04.996	34.088	44.486	46.422	113.3	10:59.352							
96	Daniel HOLGADO MIRALLES					ESP							
	BORJA SPORT TEAM												
1	2:21.531	45.609	47.833	48.089	100.0	3:02.361							
2	2:06.502	34.679	44.933	46.890	111.9	5:08.863							
3	2:05.263	34.370	44.313	46.580	113.0	7:14.126							
4	2:05.543	34.809	43.965	46.769	112.8	9:19.669							
5	2:05.712	34.707	44.269	46.736	112.6	11:25.381							
99	Jose Antonio RUEDA RUIZ					ESP							
	EUROTRADRACING TEAM					TPR							
1	2:26.636	48.086	49.351	49.199	96.6	3:05.797							
2	2:05.636	34.884	44.677	46.075	112.7	5:11.433							
3	2:03.474	33.588	43.404	46.482	114.7	7:14.907							
4	2:07.597	35.474	46.357	45.766	111.0	9:22.504							



RFME CEV
Challenge80/Moto4
Warm UP

Informe meteorológico



Estado de la pista:

SECO